


Claiborne Parish School Board

Homer, Louisiana



Annual Comprehensive Financial Report

As of and for the year ended June 30, 2022

**CLAIBORNE PARISH SCHOOL BOARD
Homer, Louisiana**

ANNUAL COMPREHENSIVE FINANCIAL REPORT

For The Year Ended June 30, 2022

**William H. Maddox
President**

**Mr. William Kennedy, Jr.
Superintendent**

Prepared by the Business Department

**Micki Turner
Business Manager**

**Claiborne Parish School Board
Table of Contents**

	<u>Statement</u>	<u>Page</u>
INTRODUCTORY SECTION		
Letter of Transmittal		11-14
GFOA Certificate of Achievement for Excellence in Financial Reporting		15
ASBO Certificate of Excellence in Financial Reporting		16
Organizational Chart		17
Elected Officials		18
Selected Administrative Officials		19
FINANCIAL SECTION		
Independent Auditor's Report		23-26
Required Supplementary Information:		27
Management's Discussion and Analysis (MD&A)		28-37
Basic Financial Statements:		
Government-wide Financial Statements (GWFS)		39
Statement of Net Position	A	40
Statement of Activities	B	41
Fund Financial Statements (FFS)		43
Governmental Funds:		
Balance Sheet	C	44
Reconciliation of the Governmental Funds Balance Sheet to the Statement of Net Position	D	45
Statement of Revenues, Expenditures, and Changes in Fund Balances	E	46-47
Reconciliation of the Governmental Funds Statement of Revenues, Expenditures, and Changes in Fund Balances to the Statement of Activities	F	48
Fiduciary Funds:		
Statement of Fiduciary Net Position	G	49
Statement of Changes in Fiduciary Net Position	H	50
Notes to the Financial Statements		
Index		51
Notes		52-78
	<u>Exhibit</u>	
REQUIRED SUPPLEMENTARY INFORMATION		79
Schedule of Changes in Total OPEB Liability and Related Ratios	1	80
Notes to Required Supplementary Information for OPEB		81
Schedule of Employer's Proportionate Share of the Net Pension Liability	2-1	82
Schedule of Employer Contributions to Pension Plans	2-2	83
Notes to Required Supplementary Information for Pension Plans		84-85
Budgetary Comparison Schedules		86
General Fund	3-1	87-88
Maintenance Fund	3-2	89
Education Stabilization	3-3	90
Notes to the Budgetary Comparison Schedules		91
SUPPLEMENTARY INFORMATION		93
Nonmajor Governmental Funds - by Fund Type		
Combining Balance Sheet	4	94
Combining Statement of Revenues, Expenditures, and Changes in Fund Balances	5	95
Nonmajor Special Revenue Funds		97
Combining Balance Sheet	6	98-99
Combining Statement of Revenues, Expenditures, and Changes in Fund Balances	7	100-101

(Continued)

**Claiborne Parish School Board
Table of Contents**

SUPPLEMENTARY INFORMATION (continued)	<u>Exhibit</u>	<u>Page</u>
Schedule of Revenues, Expenditures, and Changes in Fund Balances- Budget (GAAP Basis) and Actual		
School Food Service	8-1	102
Special Education	8-2	103
Title I	8-3	104
Title II	8-4	105
Rural Education Achievement Program	8-5	106
Vocational Education	8-6	107
Preschool	8-7	108
Striving Readers Comprehensive Literacy	8-8	109
Direct Student Services	8-9	110
Student Support and Academic Enrichment	8-10	111
Early Childhood	8-11	112
Nonmajor Debt Service Funds		113
Combining Balance Sheet	9	114
Combining Statement of Revenues, Expenditures, and Changes in Fund Balances	10	115
Custodial Funds		116
Combining Statement of Fiduciary Net Position	11	117
Combining Statement of Changes in Fiduciary Net Position	12	118
General Information		119
Schedule of Changes in Fund Balances of Student Activity Funds	13	120
Schedule of Compensation Paid Board Members	14	121
Schedule of Compensation, Benefits, and Other Payment to Agency Head (Superintendent)	15	122
OTHER SCHEDULES		123
Maintenance Fund Accounts		
Combining Balance Sheet	16	124
Combining Schedule of Revenues, Expenditures, and Changes in Fund Balances	17	125

(Continued)

**Claiborne Parish School Board
Table of Contents**

STATISTICAL SECTION

Contents

	<u>Table</u>	<u>Page</u>
		129-130
Net Position by Component	1	131
Changes in Net Position	2	132
Fund Balances of Governmental Funds	3	133
Changes in Fund Balances of Governmental Funds	4	134
Assessed Value and Estimated Actual Value of Taxable Property	5	135
Overlapping Governments	6	136
Principal Property Taxpayers	7	137
Property Tax Levies and Collections	8	138
Sales and Use Tax Rates and Collections – All Governments	9	139
Ratios of Outstanding Debt by Type	10	140
Ratios of General Bonded Debt Outstanding	11	141
Direct and Overlapping Governmental Activities Debt	12	142
Legal Debt Margin Information	13	143
Demographic and Economic Statistics	14	144
Principal Employers	15	145
School Personnel	16	146
School Building Information	17	147
Operating Statistics	18	148

(Concluded)

Claiborne Parish School Board

This page intentionally left blank.

INTRODUCTORY SECTION

CLAIBORNE PARISH SCHOOL BOARD

Post Office Box 600
415 East Main
Homer, Louisiana 71040-0600
Phone: (318) 927-3502 Fax: (318) 927-9184
www.claibornepsb.org

March 30, 2023

Mr. William Maddox, President,
Members of the Claiborne Parish School Board
And Citizens of Claiborne Parish
Homer, Louisiana

State law requires the School Board to publish, within six months of the close of each fiscal year, a complete set of audited financial statements. This report is published to fulfill that requirement for the fiscal year ended June 30, 2022.

The Louisiana State Auditor granted an extension for the date required for submission of this report to March 31, 2023.

Management assumes full responsibility for the completeness and reliability of the information contained in this report, based upon a comprehensive internal control framework designed both to protect the School Board's assets from loss, theft, or misuse, and to compile sufficient reliable information for the preparation of the Claiborne Parish School Board's financial statements. Because the costs of internal controls should not outweigh their benefits, the Claiborne Parish School Board's comprehensive framework of internal controls has been designed to provide reasonable, rather than absolute, assurance that the financial statements will be free from material misstatement.

Allen, Green & Williamson, LLP, a firm of licensed certified public accountants, have issued an unmodified (clean) opinion on the School Board's financial statements for the year ended June 30, 2022. The independent auditor's report is presented as the first component in the financial section of this report.

GAAP requires management to provide a narrative introduction, overview, and analysis to accompany the basic financial statements in the form of Management's Discussion and Analysis (MD&A). This letter of transmittal is designed to complement the MD&A and should be read in conjunction with it. The School Board's MD&A can be found immediately following the report of the independent auditor in the financial section of this report.

Profile of the School Board

The School Board is authorized by LSA-R.S. 17:81 to establish policies and procedures for its own government consistent with the laws of the state of Louisiana and the regulations of the Louisiana Board of Elementary and Secondary Education. Although created as a political subdivision of the State, the School Board legally stands on its own, is fiscally independent, and elects its own governing body who is accountable for the financial activities of the Claiborne Parish School Board. Therefore, it is considered a primary government under the provision of Governmental Accounting Standards Board Statement No. 61. The School Board has no component units nor is it a component unit of any other entity. All funds and activities of the Claiborne Parish School Board are included in this annual report.

The Claiborne Parish School Board serves approximately 1,629 students not including Pre-K as of February 1, 2022, employs over 300 full time employees, and offers a full range of educational services for students from pre-kindergarten through twelfth grade, including regular and special education services for the disabled, vocational education, and alternative education programs, in addition to auxiliary services such as student transportation and food service. These services are provided through the Central Office and its 6 school sites housed throughout the parish. Student enrollment is not anticipated to make a significant change in 2022-2023 school year. To learn more about the Claiborne Parish School Board, visit our web site at www.claibornepsb.org.

Age of School Buildings

The Claiborne Parish School Board has several buildings and non-instructional buildings that were constructed or purchased with Capital Project Funds. The method of financing for these capital expenditures occurred by (a) borrowing monies after tax propositions were approved by the public, or (b) by saving money over a period of years. Therefore, the decision to add a public facility or make extensive repairs is based on the understanding of needs of the students, teachers, parents, and taxpayers of the community. See Table 17 of the Statistical Section included in this report for additional details regarding the age of school buildings.

Local Economy

Claiborne Parish is located in the north-central region of the state of Louisiana with the county seat being Homer, Louisiana. It has a land area of 759 square miles which is situated between the two largest metropolitan cities in North Louisiana: the City of Shreveport approximately 51 miles to the west and the City of Monroe approximately 69 miles to the east. Claiborne Parish is also within the same proximity to Dallas, Texas; Little Rock, Arkansas; and Jackson, Mississippi. The economy in Claiborne Parish is firmly rooted in oil and gas industry, farming, cattle, and timber. With a population of 14,038 the citizens in Claiborne Parish enjoy all the benefits offered by life in a smaller, family-oriented community, without big-city hassles. If a need does arise, however, proximity to metropolitan areas allows area citizens big city convenience at a moment’s notice without sacrificing the safety and security of a non-urban lifestyle. These are the qualities that continue to spur the prosperous economic growth in Claiborne Parish

Long Term Financial Planning and Major Initiatives

Effort in State Funding. The School Board ranks 43rd in local funding for education per pupil amount. This is according to Table 7 – Local Revenue of the state Minimum Foundation Program (MFP) for fiscal year 2021-2022. The following is a chart which shows the changes in local revenues over the past three years and the local revenue per pupil compared to the state average.

<u>Fiscal Year</u>	<u>Total Pupils Served</u>	<u>Total Local Tax Revenues</u>	<u>Claiborne Parish Local Revenue Per Pupil</u>
2019-2020	1,710	\$7,220,408	\$3,455
2020-2021	1,617	7,124,038	4,171
2021-2022	1,629	7,244,988	4,222

School Board Strives to Meet Required Percent of Instruction. The MFP requires each school system in Louisiana to spend a minimum of 70% of total actual expenditures in the area of instruction. Claiborne Parish continues to strive to meet this requirement as in years past, as well as exceed the state’s average expenditures for instruction. During the budget process, expenditures in the General Fund are analyzed to determine if any non-instructional expense could legally and financially be accounted for in other funds in order to keep the instructional expenditures percentage at or above the 70% minimum.

Average Teacher Salary. The average classroom teacher salary at the Claiborne Parish School Board in 2021-2022 is \$50,535. The salary is partly the result of a greater number of certified employees, local sales tax checks and the attraction of more teachers with experience and graduate degrees to Claiborne Parish.

Budget Process

We normally start the process for building a budget for the coming year in March or April. Since the numbers from the Budget Revision process are still fresh in our minds when we launch into the Budget for the coming year, we basically use the Revisions as actual for the new budget.

First thing we do is make a determination as to (1) projected student enrollment, (2) employer rates for retirement programs and impact on budget, (3) employer premiums for hospitalization programs, and (4) staffing level based on student enrollments (as of February 1 student count) and pupil teacher ratios.

Since the General fund budget is 91%, more or less, salary and related benefits, we enter the salaries and benefits for the coming year. If we have to reduce personnel, the reductions are applied to the budget. We then look into non salary related areas of the budget and make adjustments based upon input from other departments of needs for textbooks, supplies, travel, etc. The General fund and all Special Revenue funds, except for the Student Activity Funds, are budgeted each year. Additionally, Debt Service and Capital Projects are not budgeted each year. The Board approves budgets at the function level and management can transfer amounts between line items within a function.

Once we have these completed, the budget is done and we prepare to present it to the Board.

Relevant Financial Policies

The Claiborne Parish School Board was created by LRS 17:51 to provide public education for the children of Claiborne Parish. The ten-member Board establishes policies and regulations for its own government consistent with the laws of the State of Louisiana and regulations of the Louisiana Board of Elementary and Secondary Education.

The School Board is legally separate and fiscally independent. It includes all funds and activities in its financial reports that are within the oversight and responsibility of the Board.

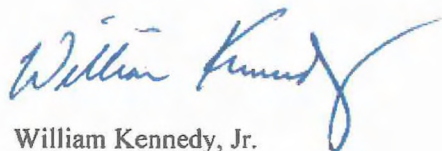
All accounts of the School Board are organized and operated on a fund basis. Each fund is a separate accounting entity with a self-balancing set of accounts. Fund accounting is designed to demonstrate legal compliance and to aid financial management by segregating transactions relating to certain government functions or activities.

Acknowledgments

The School Board strives for excellence in financial reporting each year. Once again, as in previous years, we received the Certificate of Excellence Award from the Association of School Business Officials and also from the Government Finance Officers Association for our submission of the 2021 Annual Comprehensive Financial Report.

It is our desire that this report contain the necessary information and data which will provide a better understanding of the operations of the school system. It is further hoped that this report has been designed in a manner that to be used as an administrative tool and general source of information so as to enhance our accountability to the public. We would like to take this opportunity to express our sincere appreciation to the staff of the business department whose extraordinary efforts contributed to the publication of this report.

Respectfully submitted,



William Kennedy, Jr.
Superintendent

Respectfully submitted,



Micki Turner
Business Manager



Government Finance Officers Association

Certificate of
Achievement
for Excellence
in Financial
Reporting

Presented to

**Claiborne Parish School Board
Louisiana**

For its Annual Comprehensive
Financial Report
For the Fiscal Year Ended

June 30, 2021

Christopher P. Morill

Executive Director/CEO



**The Certificate of Excellence in Financial Reporting
is presented to**

Claiborne Parish School Board

**for its Annual Comprehensive Financial Report
for the Fiscal Year Ended June 30, 2021.**

The district report meets the criteria established for
ASBO International's Certificate of Excellence in Financial Reporting.



A handwritten signature in black ink, appearing to read 'William A. Sutter'.

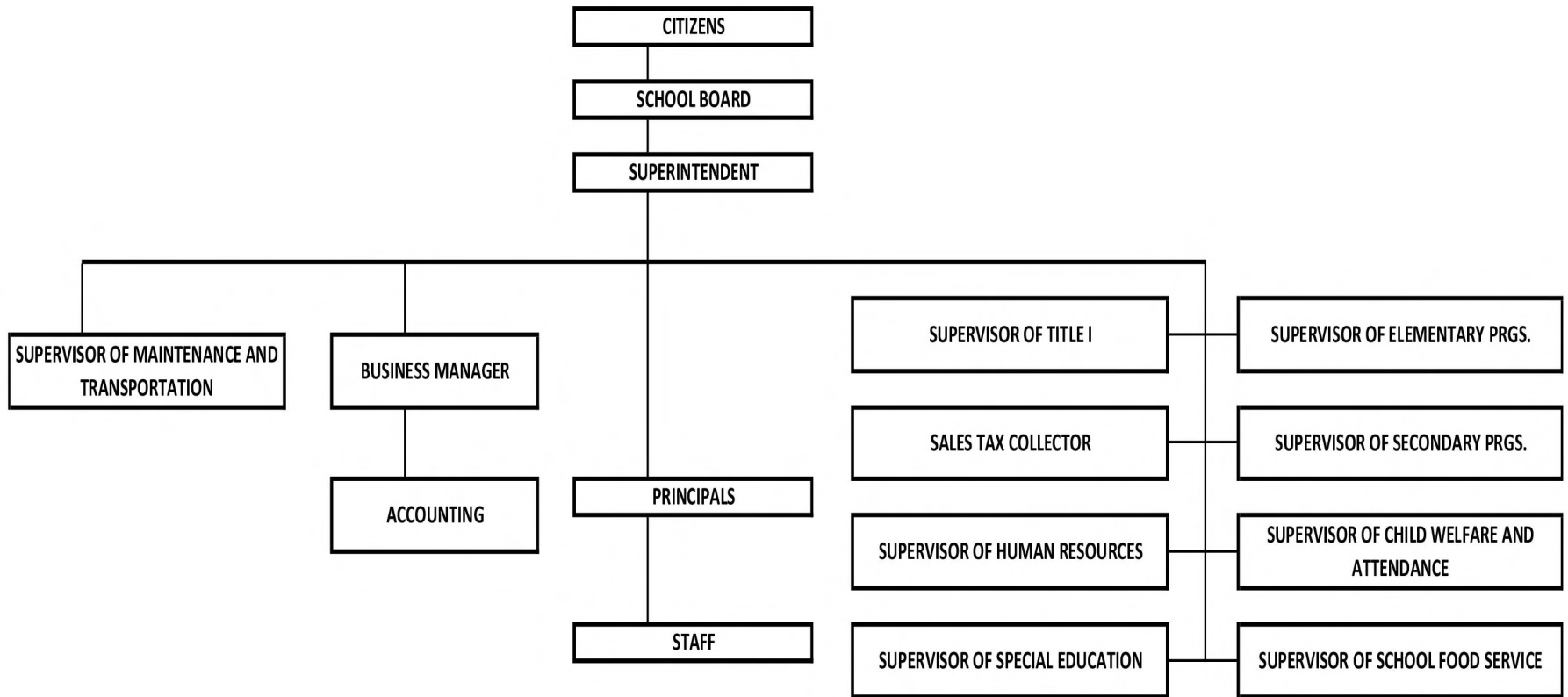
William A. Sutter
President

A handwritten signature in black ink, appearing to read 'David J. Lewis'.

David J. Lewis
Executive Director

**Claiborne Parish School Board
June 30, 2022**

ORGANIZATIONAL CHART



**Claiborne Parish School Board
June 30, 2022**

Elected Officials

Mr. William H. Maddox	Dist. 2	President
Mr. Chris Chandler	Dist. 9	
Ms. Yolanda Coleman	Dist. 4	
Mr. Thomas E. Davidson	Dist. 6	
Dr. Robert R. Haynes	Dist. 5	
Ms. Linda Knox	Dist. 3	Vice President - Starting June 9, 2022
Mr. Danny Lee	Dist. 1	
Mrs. Shelley Malsam	Dist. 8	
Mrs. Vera R. Walker Meadors	Dist. 7	Vice President - July 1, 2022 to May 1, 2022
Mr. Norman Meadors	Dist. 7	Starting May 12, 2022
Mr. Terry R. Willis	Dist. 10	

**Claiborne Parish School Board
June 30, 2022**

Selected Administrative Officials

Mr. William Kennedy, Jr.	Superintendent
Twyla Hilton	Supervisor of Elementary Education
Unfilled	Supervisor of Secondary Education
Micki Turner	Business Manager
Sandra Bosby	Supervisor of School Food Service
Janet Holland	Supervisor of Title I
Wanda Clements	Sales Tax Collector
Mary Prior	Supervisor of Special Education
Joey Guillory	Supervisor of Transportation and Maintenance
Scott Martin	Supervisor of Child Welfare and Attendance

Claiborne Parish School Board

This page intentionally left blank.

FINANCIAL SECTION



ALLEN, GREEN & WILLIAMSON, LLP

CERTIFIED PUBLIC ACCOUNTANTS

P. O. Box 6075

Monroe, LA 71211-6075

2441 Tower Drive
Monroe, LA 71201

Telephone: (318) 388-4422

Fax: (318) 388-4664

Toll-free: (888) 741-0205

Partners: Tim Green, CPA
Aimee Buchanan, CPA

Principal: Cindy Thomason, CPA

Audit Managers: Amy Tynes, CPA, CFE
Margie Williamson, CPA
Jennie Henry, CPA, CFE

Supervisors: Crystal Patterson, CPA
Sandra Harper, CPA

Ernest L. Allen, CPA
(Retired) 1963 - 2000

INDEPENDENT AUDITOR’S REPORT

Board Members
Claiborne Parish School Board
Homer, Louisiana

Report on the Audit of the Financial Statements

Opinions

We have audited the financial statements of the governmental activities, each major fund, and the aggregate remaining fund information of the Claiborne Parish School Board as of and for the year ended June 30, 2022, and the related notes to the financial statements which collectively comprise the School Board's basic financial statements as listed in the table of contents.

In our opinion, the accompanying financial statements referred to above present fairly, in all material respects, the respective financial position of governmental activities, each major fund, and the aggregate remaining fund information of the Claiborne Parish School Board, as of June 30, 2022, and the respective changes in financial position thereof for the year then ended in accordance with accounting principles generally accepted in the United States of America.

Basis for Opinions

We conducted our audit in accordance with auditing standards generally accepted in the United States of America (GAAS) and the standards applicable to financial audits contained in *Government Auditing Standards* issued by the Comptroller General of the United States (*Government Auditing Standards*). Our responsibilities under those standards are further described in the Auditor's Responsibilities for the Audit of the Financial Statements section of our report. We are required to be independent of the Claiborne Parish School Board and to meet our other ethical responsibilities, in accordance with the relevant ethical requirements relating to our audit. We believe that the audit evidence we have obtained is sufficient and appropriate to provide a basis for our audit opinions.

Emphasis of Matters

As disclosed in Note 6 to the financial statements, the net pension liability for the School Board was \$12,740,077 at June 30, 2022, as determined by the Teachers’ Retirement System, of Louisiana (TRSL), and Louisiana School Employees’ Retirement System (LSERS). The related actuarial valuations were performed by TRSL’s and LSERS’s actuaries using various assumptions. Because actual experience may differ from the assumptions used, there is a risk that this amount at June 30, 2022, could be under or overstated. Our opinion is not modified with respect to this matter.

As discussed in Note 7 to the financial statements, the net other post-employment benefits (OPEB) liability for the School Board was \$49,294,884 at June 30, 2022 related to its participation in a single-employer other post-employment benefit plan. The related actuarial valuations were performed by the School Board's actuary using various assumptions. Because actual experience may differ from the assumptions used, there is a risk that this amount at June 30, 2022, could be under or overstated. Our opinion is not modified with respect to this matter.

Responsibilities of Management for the Financial Statements

Management is responsible for the preparation and fair presentation of the financial statements in accordance with accounting principles generally accepted in the United States of America, and for the design, implementation, and maintenance of internal control relevant to the preparation and fair presentation of financial statements that are free from material misstatement, whether due to fraud or error.

In preparing the financial statements, management is required to evaluate whether there are conditions or events, considered in the aggregate, that raise substantial doubt about the School Board's ability to continue as a going concern for twelve months beyond the financial statement date, including any currently known information that may raise substantial doubt shortly thereafter.

Auditor's Responsibilities for the Audit of the Financial Statements

Our objectives are to obtain reasonable assurance about whether the financial statements as a whole are free from material misstatement, whether due to fraud or error, and to issue an auditor's report that includes our opinions. Reasonable assurance is a high level of assurance but is not absolute assurance and therefore is not a guarantee that an audit conducted in accordance with GAAS and *Government Auditing Standards* will always detect a material misstatement when it exists. The risk of not detecting a material misstatement resulting from fraud is higher than for one resulting from error, as fraud may involve collusion, forgery, intentional omissions, misrepresentations, or the override of internal control. Misstatements are considered material if there is a substantial likelihood that, individually or in the aggregate, they would influence the judgment made by a reasonable user based on the financial statements.

In performing an audit in accordance with GAAS and *Government Auditing Standards*, we

- exercise professional judgment and maintain professional skepticism throughout the audit.
- identify and assess the risks of material misstatement of the financial statements, whether due to fraud or error, and design and perform audit procedures responsive to those risks. Such procedures include examining, on a test basis, evidence regarding the amounts and disclosures in the financial statements.
- obtain an understanding of internal control relevant to the audit in order to design audit procedures that are appropriate in the circumstances, but not for the purpose of expressing an opinion on the effectiveness of the School Board's internal control. Accordingly, no such opinion is expressed.
- evaluate the appropriateness of accounting policies used and the reasonableness of significant accounting estimates made by management, as well as evaluate the overall presentation of the financial statements.
- conclude whether, in our judgment, there are conditions or events, considered in the aggregate, that raise substantial doubt about the School Board's ability to continue as a going concern for a reasonable period of time.

We are required to communicate with those charged with governance regarding, among other matters, the planned scope and timing of the audit, significant audit findings, and certain internal control-related matters that we identified during the audit.

Required Supplementary Information

Accounting principles generally accepted in the United States of America require that the Management's Discussion and Analysis, Schedule of Changes in the Total OPEB Liability and Related Ratios, Schedule of Employer's Proportionate Share of the Net Pension Liability, Schedule of Employer Contributions to Pension Plans, the Budgetary Comparison Schedules, and the notes to the required supplementary information, as listed in the table of contents, be presented to supplement the basic financial statements. Such information is the responsibility of management and, although not a part of the basic financial statements, is required by the Governmental Accounting Standards Board who considers it to be an essential part of financial reporting for placing the basic financial statements in an appropriate operational, economic, or historical context. We have applied certain limited procedures to the required supplementary information in accordance with GAAS, which consisted of inquiries of management about the methods of preparing the information and comparing the information for consistency with management's responses to our inquiries, the basic financial statements, and other knowledge we obtained during our audit of the basic financial statements. We do not express an opinion or provide any assurance on the information because the limited procedures do not provide us with sufficient evidence to express an opinion or provide any assurance.

Supplementary Information

Our audit was conducted for the purpose of forming opinions on the financial statements that collectively comprise the Claiborne Parish School Board's basic financial statements. The accompanying supplementary information, as listed in the table of contents, are presented for purposes of additional analysis and are not a required part of the basic financial statements. Such information is the responsibility of management and was derived from and relates directly to the underlying accounting and other records used to prepare the basic financial statements. The information has been subjected to the auditing procedures applied in the audit of the basic financial statements and certain additional procedures, including comparing and reconciling such information directly to the underlying accounting and other records used to prepare the basic financial statements or to the basic financial statements themselves, and other additional procedures in accordance with GAAS. In our opinion, the accompanying supplementary information, as listed in the table of contents, is fairly stated, in all material respects, in relation to the basic financial statements as a whole.

Other Information

Management is responsible for the other information included in the annual report. The other information, as listed in the table of contents, comprises the introductory and statistical sections but does not include the basic financial statements and our auditor's report thereon. Our opinions on the basic financial statements do not cover the other information, and we do not express an opinion or any form of assurance thereon.

In connection with our audit of the basic financial statements, our responsibility is to read the other information and consider whether a material inconsistency exists between the other information and the basic financial statements, or the other information otherwise appears to be materially misstated. If, based on the work performed, we conclude that an uncorrected misstatement of the other information exists, we are required to describe it in our report.

Other Reporting Required by *Government Auditing Standards*

In accordance with *Government Auditing Standards*, we have also issued our report, under separate cover, dated March 30, 2023, on our consideration of the Claiborne Parish School Board's internal control over financial reporting and on our tests of its compliance with certain provisions of laws, regulations, contracts, and grant agreements and other matters. The purpose of that report is solely to describe the scope of our testing of internal control over financial reporting and compliance and the results of that testing, and not to provide an opinion on the effectiveness of the Claiborne Parish School Board's internal control over financial reporting or on compliance. That report is an integral part of an audit performed in accordance with *Government Auditing Standards* in considering the School Board's internal control over financial reporting and compliance.

Allen, Green & Williamson, LLP
ALLEN, GREEN & WILLIAMSON, LLP
Monroe, Louisiana
March 30, 2023

REQUIRED SUPPLEMENTARY INFORMATION:

**MANAGEMENT'S DISCUSSION
AND ANALYSIS (MD&A)**

Claiborne Parish School Board
Management's Discussion and Analysis (MD&A)
June 30, 2022

Our discussion and analysis of Claiborne Parish School Board's financial performance provides an overview of the School Board's financial activities for the fiscal year ended June 30, 2022. Please read it in conjunction with the School Board's financial statements which follow this Management's Discussion and Analysis.

FINANCIAL HIGHLIGHTS

Key financial highlights for the 2021-2022 fiscal year include the following:

- Statement of Net Position – The liabilities and deferred inflows of resources of the Claiborne Parish School Board exceeded its assets and deferred outflows of resources at the close of the most recent fiscal year by \$35,177,955 (net position). Of this amount, unrestricted net position is a deficit of \$(60,552,323) due mainly to the recording of OPEB and pension liabilities.
- Statement of Activities – The total net position of the Claiborne Parish School Board increased by \$4,400,379 for the year ended June 30, 2022, compared to the prior year decrease of net position of \$2,674,246. This increase is due mainly to the recording of the changes in OPEB and pension liabilities.
- Governmental Funds Balance Sheet – As of the close of the current fiscal year, the Claiborne Parish School Board's governmental funds reported a combined ending fund balance of \$21,099,284, an increase of \$2,690,691 in comparison with the prior fiscal year. This fund balance is comprised of (1) \$15,179,911 in the General Fund, (2) \$5,907,387 in the Special Revenue Funds, (3) \$2,727 which is committed for specific construction projects within the Capital Projects Funds, and (4) \$9,259 which is restricted or committed for debt service.
- Governmental Funds Statement of Revenues, Expenditures and Changes in Fund Balances – Total revenues for the year ended June 30, 2022 for the governmental funds of the Claiborne Parish School Board amounted to \$30,282,828. Approximately 81% of this amount is received from three major revenue sources: (1) \$13,344,617 from State Source-Equalization, (2) \$6,889,050 from federal sources, and (3) \$4,284,141 from local ad valorem taxes.
- General Fund's Ending Fund Balance – At the end of the current fiscal year, fund balance for the General Fund was \$15,179,911, or 82% of total General Fund expenditures. Of this amount, \$482,551 is committed for future claims and contingencies, equipment replacement, and specific projects, while \$13,294,394 is unassigned and available for spending at the Board's discretion.

NEW GASB STANDARD GASB Statement No. 87, Leases is effective for periods beginning after June 15, 2021, with earlier application encouraged. This Statement increases the usefulness of governments' financial statements by requiring recognition of certain lease assets and liabilities for leases that previously were classified as operating leases and recognized as inflows of resources or outflows of resources based on the payment provisions of the contract. It establishes a single model for lease accounting based on the foundational principle that leases are financing of the right to use an underlying asset. Under this Statement, a lessee is required to recognize a lease liability and an intangible right-to-use lease asset, and a lessor is required to recognize a lease receivable and a deferred inflow of resources, thereby enhancing the relevance and consistency of information about governments' leasing activities. The School Board has reviewed this standard in the current year and there are no leases identified that are material to the financial statements.

Claiborne Parish School Board
Management's Discussion and Analysis (MD&A)
June 30, 2022

GASB Statement No. 92 Omnibus 2020 has various effective dates ranging from issue date to periods beginning after June 15, 2021. The primary objectives of this Statement are to enhance comparability in accounting and financial reporting and to improve the consistency of authoritative literature by addressing practice issues that have been identified in GASB Statements 87, 73, 74, and 84. The School Board has adopted the provisions of this Statement and has modified note disclosures as applicable.

GASB Statement No. 98, The Annual Comprehensive Financial Report, effective for fiscal years ending after December 31, 2021, with earlier application encouraged. This Statement establishes the term *annual comprehensive financial report* and its acronym ACFR. The School Board has adopted the provisions of this Statement and applicable changes have been made.

USING THIS ANNUAL REPORT The School Board's annual report consists of a series of financial statements that show information for the School Board as a whole, its funds, and its fiduciary responsibilities. The Statement of Net Position and the Statement of Activities provide information about the activities of the School Board as a whole and present a longer-term view of the School Board's finances. Our fund financial statements are included later in this report. For our governmental activities, these statements tell how we financed our services in the short-term as well as what remains for future spending. Fund statements also may give you some insights into the School Board's overall financial health. Fund financial statements also report the School Board's operations in more detail than the government-wide financial statements by providing information about the School Board's most significant funds: the General Fund, Maintenance Fund, and Education Stabilization. The remaining statements - the Statement of Fiduciary Net Position and Statement of Changes in Fiduciary Net Position presents financial information about activities for which the School Board acts solely as a custodian for the benefit of other governmental entities.

Annual Comprehensive Financial Report
<u>Introductory Section</u> Transmittal Letter Certificates of Excellence in Financial Reporting Organization Chart Elected Officials and Selected Administrative Officers
<u>Financial Section</u> (Details outlined in the next chart)
<u>Statistical Section</u> Financial Trends Revenue Capacity Debt Capacity Demographic and Economic Information Operating Information

**Claiborne Parish School Board
Management's Discussion and Analysis (MD&A)
June 30, 2022**

Financial Section

Required Supplementary Information

Management's Discussion & Analysis (MD&A)

Basic Financial Statements

**Government-wide
Financial Statements**



**Fund
Financial Statements**

Notes to the Financial Statements

Required Supplementary Information

Schedule of Changes in Total OPEB Liability and Related Ratios
Notes to Required Supplementary Information for OPEB
Schedule of Employer's Proportionate Share of the Net Pension Liability
Schedule of Employer Contributions to Pension Plans
Notes to Required Supplementary Information for Pension Plans
Budgetary Information for Major Funds
Notes to the Budgetary Comparison Schedules

Supplementary Information

Nonmajor Funds Combining Statements
Custodial Fund Statements/Schedules
Schedule of Changes in Fund Balance for Student Activity Funds
Schedule of Compensation Paid Board Members
Schedule Of Compensation, Benefits And Other Payments To Agency Head
(Superintendent)
Other Schedules

Our auditor has provided assurance in the independent auditor's report, located immediately preceding this Management's Discussion and Analysis, that the Financial Statements are fairly stated. Varying degrees of assurance is being provided by the auditor regarding the Required Supplemental Information and the Supplemental Information identified above. A user of this report should read the independent auditor's report carefully to ascertain the level of assurance being provided for each of the other parts in the Financial Section.

Claiborne Parish School Board
Management's Discussion and Analysis (MD&A)
June 30, 2022

Reporting the School Board as a Whole

The Statement of Net Position and the Statement of Activities

Our analysis of the School Board as a whole begins with the government-wide financial statements. One of the most important questions asked about the School Board is, "Is the School Board as a whole better off or worse off financially as a result of the year's activities?" The Statement of Net Position and the Statement of Activities, which appear first in the School Board's financial statements, report information on the School Board as a whole and its activities in a way that helps you answer this question. We prepare these statements to include all assets and liabilities and deferred outflows/inflows of resources, using the accrual basis of accounting, which is similar to the accounting used by most private-sector companies. All of the current year's revenues and expenses are taken into account regardless of when cash is received or paid.

These two statements report the School Board's net position - the difference between assets plus deferred outflows of resources and liabilities plus deferred inflows of resources, as reported in the Statement of Net Position - as one way to measure the School Board's financial health, or financial position. Over time, increases or decreases in the School Board's net position - as reported in the Statement of Activities - are one indicator of whether its financial health is improving or deteriorating. The relationship between revenues and expenses is the School Board's operating results. However, the School Board's goal is to provide services to our students, not to generate profits as commercial entities do. One must consider many other non-financial factors, such as the quality of the education provided and the safety of the schools to assess the overall health of the School Board.

The Statement of Net Position and Statement of Activities report the following activity for the School Board:

Governmental activities - All of the School Board's services are reported here, including instruction, plant services, transportation, and food services. Property taxes, sales taxes, Minimum Foundation Program funds, and state and federal grants finance most of these activities.

Reporting the School Board's Most Significant Funds

Fund Financial Statements

The School Board's fund financial statements provide detailed information about the most significant funds - not the School Board as a whole. Some funds are required to be established by State law and by bond covenants. However, the School Board establishes many other funds to help it control and manage money for particular purposes (like the School Food Service) or to show that it is meeting legal responsibilities for using certain taxes, grants, and other money (like grants the School Board receives from the U.S. Department of Education). The School Board's governmental funds use the following accounting approach:

Governmental funds - All of the School Board's services are reported in governmental funds. Governmental fund reporting focuses on showing how money flows into and out of funds and the balances left at year-end that are available for spending. They are reported using an accounting method called modified accrual accounting, which measures cash and all other financial assets that can readily be converted to cash. The governmental fund statements provide a detailed short-term view of the School Board's operations and the services it provides. Governmental fund information helps you determine whether there are more or fewer financial resources that can be spent in the near future to finance the School Board's programs. We describe the relationship (or differences) between governmental activities (reported in the Statement of Net Position and the Statement of Activities) and governmental funds in reconciliation on Statements D and F.

Claiborne Parish School Board
Management's Discussion and Analysis (MD&A)
June 30, 2022

The School Board as Trustee

Reporting the School Board's Fiduciary Responsibilities

The School Board is the trustee, or fiduciary, for its sales tax collection agency. All of the School Board's fiduciary activities are reported in the Statement of Fiduciary Net Position and Statement of Changes in Fiduciary Net Position. We exclude these activities from the School Board's other financial statements because the School Board cannot use these assets to finance its operations. The School Board is responsible for ensuring that the assets reported in these funds are used for their intended purposes.

THE SCHOOL BOARD AS A WHOLE The School Board's net position was \$(35,177,955) at June 30, 2022. Of this amount \$(60,552,323) was unrestricted. Restricted net position are reported separately to show legal constraints from debt covenants and enabling legislation that limit the School Board's ability to use those net position for day-to-day operations. Our analysis below focuses on the net position, (Table 1) and the change in net position (Table 2) of the School Board's governmental activities.

Table 1
Net Position
June 30,

	<u>Governmental Activities</u>		
	<u>2022</u>	<u>2021**</u>	<u>Variance</u>
Other assets	\$ 24,167,921	\$ 23,765,578	\$ 402,343
Capital assets	18,357,102	17,842,449	514,653
Total assets	<u>42,525,023</u>	<u>41,608,027</u>	<u>916,996</u>
Deferred outflows of resources	<u>6,984,720</u>	<u>15,684,401</u>	<u>(8,699,681)</u>
Other liabilities	3,068,637	5,362,008	(2,293,371)
Long-term liabilities	<u>62,644,819</u>	<u>83,377,782</u>	<u>(20,732,963)</u>
Total liabilities	<u>65,713,456</u>	<u>88,739,790</u>	<u>(23,026,334)</u>
Deferred inflows of resources	<u>18,974,242</u>	<u>8,130,972</u>	<u>10,843,270</u>
Net position			
Net investment in capital assets	18,357,102	17,272,449	1,084,653
Restricted	7,017,266	5,631,642	1,385,624
Unrestricted	<u>(60,552,323)</u>	<u>(62,482,425)</u>	<u>1,930,102</u>
Total net position	<u>\$ (35,177,955)</u>	<u>\$ (39,578,334)</u>	<u>\$ 4,400,379</u>

**Balances were restated due to prior period correction; see Note 22 for additional information.

The \$(60,552,323) in unrestricted net position of governmental activities represents accumulated results of all past year's operations. It means that if the School Board had to pay off all of its bills today including all of its non-capital liabilities such as other post-employment benefits (OPEB), net pension liability and compensated absences, there would be a shortfall of \$60,552,323.

Claiborne Parish School Board
Management's Discussion and Analysis (MD&A)
June 30, 2022

The results of this year's operations for the School Board as a whole are reported in the Statement of Activities. Table 2, below, takes the information from that statement and rearranges it slightly so that readers can see total revenues for the year.

Table 2
Changes in Net Position
For the Year Ended June 30,

	<u>Governmental Activities</u>		
	<u>2022</u>	<u>2021**</u>	<u>Variance</u>
Net Position - beginning	\$ (39,578,334)	\$ (36,633,403)	\$ (2,944,931)
Revenues:			
Program revenues			
Charges for services	85,856	68,796	17,060
Operating grants and contributions	7,135,430	5,323,020	1,812,410
General Revenues			
Ad valorem taxes	4,284,141	4,398,933	(114,792)
Sales taxes	3,119,529	2,860,774	258,755
State equalization	13,344,617	12,777,490	567,127
Other general revenues	3,286,352	3,165,712	120,640
Total revenues	<u>31,255,925</u>	<u>28,594,725</u>	<u>2,661,200</u>
Functions/Program Expenses:			
Instruction			
Regular programs	8,432,638	11,231,816	(2,799,178)
Special programs	2,430,492	2,997,574	(567,082)
Other instructional programs	3,348,620	3,246,313	102,307
Support services			
Student services	1,501,890	1,853,739	(351,849)
Instructional staff support	1,936,669	1,831,733	104,936
General administration	889,380	881,636	7,744
School administration	1,996,349	2,182,189	(185,840)
Business services	281,002	257,722	23,280
Plant services	2,695,636	3,405,127	(709,491)
Student transportation services	1,710,290	1,825,874	(115,584)
Central services	7,261	5,136	2,125
Food Services	1,595,069	1,781,317	(186,248)
Community service programs	18,597	13,710	4,887
Interest on long-term debt	11,653	25,770	(14,117)
Total expenses	<u>26,855,546</u>	<u>31,539,656</u>	<u>(4,684,110)</u>
Increase (decrease) in net position	<u>4,400,379</u>	<u>(2,944,931)</u>	<u>7,345,310</u>
Net Position - ending	<u>\$ (35,177,955)</u>	<u>\$ (39,578,334)</u>	<u>\$ 4,400,379</u>

**Balances were restated due to prior period correction; see Note 22 for additional information.

Claiborne Parish School Board
Management's Discussion and Analysis (MD&A)
June 30, 2022

Governmental Activities As reported in the Statement of Activities, the cost of all governmental activities this year was only \$26,855,546. The amount that taxpayers ultimately financed for these activities through School Board taxes was \$19,634,260 because some of the cost was paid by those who benefited from the program \$85,856 or by other governments and organizations who subsidized certain programs with grants and contributions \$7,135,430. The remaining balance was paid by MFP funds of \$13,344,617 and other revenues which are mainly interest earnings and other miscellaneous revenue, and from prior year net position.

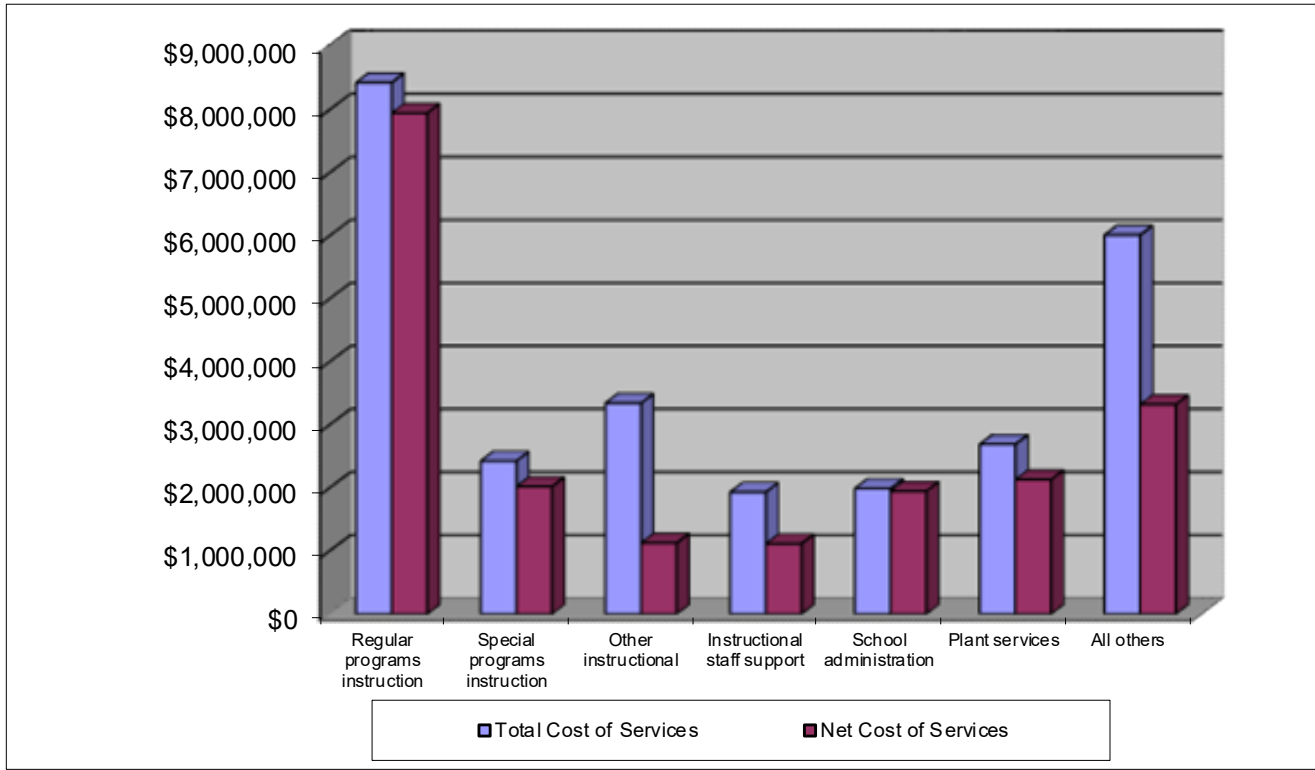
In the table below we have presented the cost of each of the School Board's six largest functions - Regular programs, Special programs, Other instructional, Instructional staff support, School administration, and Plant services, as well as each program's net cost (total cost less revenues generated by the activities). Net cost shows the financial burden that was placed on the School Board's taxpayers by each of these functions. Providing this information allows our citizens to consider the cost of each function in comparison to the benefits they believe are provided by that function.

Table 3
For Years Ended June 30,
Governmental Activities

	<u>Total Cost of Services</u>		<u>Net Cost of Services</u>	
	<u>2022</u>	<u>2021 **</u>	<u>2022</u>	<u>2021 **</u>
Regular programs instruction	\$ 8,432,638	\$ 11,231,816	\$ 7,949,447	\$ 10,747,014
Special programs instruction	2,430,492	2,997,574	2,025,241	2,556,123
Other instructional	3,348,620	3,246,313	1,129,188	1,274,139
Instructional staff support	1,936,669	1,831,733	1,117,555	1,273,159
School administration	1,996,349	2,182,189	1,950,012	2,096,742
Plant services	2,695,636	3,405,127	2,135,165	3,366,265
All others	6,015,142	6,644,904	3,327,652	4,834,398
Totals	<u>\$ 26,855,546</u>	<u>\$ 31,539,656</u>	<u>\$ 19,634,260</u>	<u>\$ 26,147,840</u>

**Balances were restated due to prior period correction; see Note 22 for additional information.

**Claiborne Parish School Board
Management's Discussion and Analysis (MD&A)
June 30, 2022**



THE SCHOOL BOARD'S FUNDS As we noted earlier, the School Board uses funds to help it control and manage money for particular purposes. Looking at funds helps you consider whether the School Board is being accountable for the resources taxpayers and others provide to it but may also give you more insight into the School Board's overall financial health.

For reporting purposes, the General Fund column of the fund financials includes the following individual funds of the School Board: General Fund, Contingency Fund, Sales Tax Collections Fund, 1996 Sales Tax Fund, Medicaid Fund, Payroll Fund and the 1978 Sales Tax Fund.

The fund balance of the General Fund increased by \$1,392,935. This increase is due mainly to an increase of the MFP calculation for 2021-2022. Expenditures were also closely monitored for the year.

The Maintenance Funds account for the proceeds of ad valorem taxes levied to maintain and improve school facilities in the parish. This fund balance increased by \$1,177,924 during the year mainly due to the use of Federal funds rather than maintenance funds to make major purchases of capital assets during the year.

The Education Stabilization funds are cost reimbursement funds and do not carry a fund balance.

The fund balances for Nonmajor Governmental Funds increased by \$119,832 during 2022. The funds which are included are state and federal special revenue funds, a capital projects fund, and debt service funds. The increase was mainly due to the activity in the School Food Services Fund which was offset by the Debt Services Fund.

Claiborne Parish School Board
Management’s Discussion and Analysis (MD&A)
June 30, 2022

General Fund Budgetary Highlights As mentioned earlier, the School Board revises its budget as it attempts to deal with unexpected changes in revenues and expenditures. (A schedule showing the School Board's original and final budgets compared with actual results for the General Fund and major special revenue funds with legally adopted budgets are provided in the required supplemental information section of this report as Exhibits 3-1 through 3-3.)

The General Fund’s actual revenues agreed to the budgeted revenue amounts. Total actual expenditures for the General Fund were \$64,866 more than the budgeted expenditures.

The General Fund budget was amended during the year. The significant change that was made to the budgeted revenue to reflect the increase of the original budget for a net result of a \$474,162, which was due mainly to an increase in sales tax revenue, other miscellaneous revenue, MFP, and state grants received during the year.

Expenditures were also amended to reflect an increase over the original budgeted amounts with a net result of changes being an overall increase of \$588,989, due to the increased cost of providing vocational programs for students and health insurance for employees/retirees and increased travel due to reduced restrictions for COVID.

CAPITAL ASSET AND DEBT ADMINISTRATION

Capital Assets At June 30, 2022, the School Board had \$18,357,102 invested in a broad range of capital assets, including land, construction in progress, buildings, and furniture and equipment. This amount represents a net increase (including additions, deductions and depreciation) of \$514,653 or 2.9% from last year.

Capital Assets			
For the Years Ended June 30,			
	<u>Governmental Activities</u>		
	<u>2022</u>	<u>2021</u>	<u>Variance</u>
Land	\$ 509,481	\$ 509,481	\$ -
Construction in progress	175,500	2,230,959	(2,055,459)
Buildings	16,435,616	14,380,805	2,054,811
Furniture and equipment	1,236,505	721,204	515,301
Totals	<u>\$ 18,357,102</u>	<u>\$ 17,842,449</u>	<u>\$ 514,653</u>

This year’s additions included 10 buses, touchless water fountains and lavatories, a Vocational Ag cutting system, a storage building, a lawn mower, and split air conditioner systems. Prior year construction in progress included the rebuilding of Homer Elementary school building due to winter storm damage. Current year construction in progress included installation of BiPolar Ionizer.

Debt Administration At June 30, 2022, the School Board had paid its bonded debt in full. Under state statute, the School Board is legally restricted from incurring long-term bonded debt in excess of 50% of the assessed value of taxable property.

Additional information on capital assets and long-term debt can be found in Note 5 and Note 11, respectively, of the notes to financial statements.

**Claiborne Parish School Board
Management's Discussion and Analysis (MD&A)
June 30, 2022**

ECONOMIC FACTORS AND NEXT YEAR'S BUDGETS AND RATES The following are currently known economic factors to be considered for the 2022-2023 fiscal year:

1. Monitoring of the employer costs for retirement and health insurance for employees.
2. MFP must continue to be monitored closely along with the student count.
3. Other major revenues such as property tax and sales tax must be closely monitored.

CONTACTING THE SCHOOL BOARD'S FINANCIAL MANAGEMENT Our financial report is designed to provide our citizens, taxpayers, parents, students, and investors and creditors with a general overview of the School Board's finances and to show the School Board's accountability for the money it receives. If you have questions about this report or wish to request additional financial information, contact Micki Turner, Business Manager, at Claiborne Parish School Board, 415 East Main Street, P. O. Box 600, Homer, Louisiana 71040, telephone number (318) 927-3502.

Claiborne Parish School Board

This page intentionally left blank.

BASIC FINANCIAL STATEMENTS:

**GOVERNMENT-WIDE
FINANCIAL STATEMENTS (GWFS)**

CLAIBORNE PARISH SCHOOL BOARD

**STATEMENT OF NET POSITION
June 30, 2022**

	Statement A
	GOVERNMENTAL ACTIVITIES
	<hr/>
ASSETS	
Cash and cash equivalents	\$ 21,298,357
Investments	101,000
Receivables	2,466,218
Inventory	31,294
Prepaid items	271,052
Capital assets:	
Land and construction in progress	684,981
Capital assets, net of depreciation	<hr/> 17,672,121
TOTAL ASSETS	<hr/> 42,525,023 <hr/>
DEFERRED OUTFLOWS	
Deferred outflows related to pensions	5,385,447
Deferred outflows related to OPEB	<hr/> 1,599,273
TOTAL DEFERRED OUTFLOWS	<hr/> 6,984,720 <hr/>
LIABILITIES	
Accounts, salaries and other payables	3,056,734
Unearned revenue	11,903
Long-term liabilities:	
Long-term debt due within one year	
Claims and compensated absences	465,682
Long-term debt due in more than one year	
Claims and compensated absences	144,176
OPEB liability	49,294,884
Net pension liability	<hr/> 12,740,077
TOTAL LIABILITIES	<hr/> 65,713,456 <hr/>
DEFERRED INFLOWS	
Deferred inflows related to pensions	7,272,373
Deferred inflows related to OPEB	<hr/> 11,701,869
TOTAL DEFERRED INFLOWS	<hr/> 18,974,242 <hr/>
NET POSITION	
Investment in capital assets	18,357,102
Restricted for:	
Worker's compensation	100,000
Salary and benefits	1,031,914
Maintenance	4,401,029
School food service	880,379
Student activity funds	594,685
Debt service	9,259
Unrestricted	<hr/> (60,552,323)
TOTAL NET POSITION	<hr/> \$ (35,177,955) <hr/>

THE NOTES TO THE FINANCIAL STATEMENTS ARE AN INTEGRAL PART OF THIS STATEMENT.

CLAIBORNE PARISH SCHOOL BOARD

**STATEMENT OF ACTIVITIES
For the Year Ended June 30, 2022**

Statement B

FUNCTIONS/PROGRAMS	PROGRAM REVENUES			NET (EXPENSE) REVENUE AND CHANGES IN NET POSITION
	EXPENSES	CHARGES FOR SERVICES	OPERATING GRANTS AND CONTRIBUTIONS	
<i>Governmental activities:</i>				
Instruction:				
Regular programs	\$ 8,432,638	\$ -	\$ 483,191	\$ (7,949,447)
Special programs	2,430,492	-	405,251	(2,025,241)
Other instructional programs	3,348,620	-	2,219,432	(1,129,188)
Support services:				
Student services	1,501,890	-	145,733	(1,356,157)
Instructional staff support	1,936,669	-	819,114	(1,117,555)
General administration	889,380	-	412,994	(476,386)
School administration	1,996,349	-	46,337	(1,950,012)
Business services	281,002	-	3,591	(277,411)
Plant services	2,695,636	-	560,471	(2,135,165)
Student transportation services	1,710,290	-	656,020	(1,054,270)
Central services	7,261	-	123	(7,138)
Food services	1,595,069	85,856	1,382,858	(126,355)
Community service programs	18,597	-	315	(18,282)
Interest and bank charges	11,653	-	-	(11,653)
Total Governmental Activities	\$ 26,855,546	\$ 85,856	\$ 7,135,430	(19,634,260)

General revenues:

Taxes:	
Ad valorem taxes, levied for general purposes	3,895,819
Ad valorem taxes, levied for debt service programs	388,322
Sales taxes, levied for general purposes	3,119,529
Grants and contributions not restricted to specific programs	
Minimum Foundation Program	13,344,617
State revenue sharing	99,449
Interest and investment earnings	139,832
Miscellaneous	3,047,071
Total general revenues	24,034,639
Changes in net position	4,400,379
Net position - beginning, as originally stated	(39,307,649)
Prior period adjustment	(270,685)
Net position - beginning, as restated	(39,578,334)
Net position - ending	\$ (35,177,955)

THE NOTES TO THE FINANCIAL STATEMENTS ARE AN INTEGRAL PART OF THIS STATEMENT.

Claiborne Parish School Board

This page intentionally left blank.

BASIC FINANCIAL STATEMENTS:
FUND FINANCIAL STATEMENTS (FFS)

CLAIBORNE PARISH SCHOOL BOARD

**GOVERNMENTAL FUNDS
Balance Sheet
June 30, 2022**

Statement C

	<u>GENERAL</u>	<u>MAINTENANCE FUND</u>	<u>EDUCATION STABILIZATION</u>	<u>NONMAJOR GOVERNMENTAL</u>	<u>TOTAL</u>
ASSETS					
Cash and cash equivalents	\$ 15,416,291	\$ 4,348,029	\$ -	\$ 1,534,037	\$ 21,298,357
Investments	101,000	-	-	-	101,000
Receivables	475,769	444,849	1,050,799	494,801	2,466,218
Interfund receivables	1,113,573	-	-	-	1,113,573
Inventory	-	-	-	31,294	31,294
Prepaid items	271,052	-	-	-	271,052
TOTAL ASSETS	<u>17,377,685</u>	<u>4,792,878</u>	<u>1,050,799</u>	<u>2,060,132</u>	<u>25,281,494</u>
LIABILITIES AND FUND BALANCES					
Liabilities:					
Accounts, salaries and other payables	2,197,774	391,849	271,115	195,996	3,056,734
Interfund payables	-	-	767,781	345,792	1,113,573
Unearned revenue	-	-	11,903	-	11,903
TOTAL LIABILITIES	<u>2,197,774</u>	<u>391,849</u>	<u>1,050,799</u>	<u>541,788</u>	<u>4,182,210</u>
Fund Balances:					
Nonspendable	271,052	-	-	31,294	302,346
Restricted	1,131,914	4,401,029	-	1,484,323	7,017,266
Committed	482,551	-	-	2,727	485,278
Unassigned	13,294,394	-	-	-	13,294,394
TOTAL FUND BALANCES	<u>15,179,911</u>	<u>4,401,029</u>	<u>-</u>	<u>1,518,344</u>	<u>21,099,284</u>
TOTAL LIABILITIES AND FUND BALANCES	<u>\$ 17,377,685</u>	<u>\$ 4,792,878</u>	<u>\$ 1,050,799</u>	<u>\$ 2,060,132</u>	<u>\$ 25,281,494</u>

THE NOTES TO THE FINANCIAL STATEMENTS ARE AN INTEGRAL PART OF THIS STATEMENT.

CLAIBORNE PARISH SCHOOL BOARD

**Reconciliation of the Governmental Funds
Balance Sheet to the Statement of Net Position
June 30, 2022**

		Statement D
Total fund balances - governmental funds		\$ 21,099,284
<p>The cost of capital assets (land, buildings, furniture and equipment) purchased or constructed is reported as an expenditure in governmental funds. The Statement of Net Position includes those capital assets among the assets of the School Board as a whole. The cost of those capital assets is allocated over their estimated useful lives (as depreciation expense) to the various programs reported as governmental activities in the Statement of Activities. Because depreciation expense does not affect financial resources, it is not reported in governmental funds.</p>		
Costs of capital assets	\$ 39,853,357	
Accumulated depreciation	<u>(21,496,255)</u>	18,357,102
<p>Deferred inflows of resources are not available to pay current period expenditures and therefore are not reported in governmental funds.</p>		
		(18,974,242)
<p>Deferred outflows of resources are not due and payable in the current period and accordingly are not reported in the fund financial statements.</p>		
		6,984,720
<p>Long-term liabilities applicable to the School Board's governmental activities are not due and payable in the current period and accordingly are not reported as fund liabilities. All liabilities, both current and long-term, are reported in the Statement of Net Position.</p>		
Balances at June 30, 2022 are:		
Long-term liabilities		
Net pension liability	(12,740,077)	
OPEB liability	(49,294,884)	
Compensated absences payable	<u>(609,858)</u>	<u>(62,644,819)</u>
Net Position - Governmental Activities		<u>\$ (35,177,955)</u>

THE NOTES TO THE FINANCIAL STATEMENTS ARE AN INTEGRAL PART OF THIS STATEMENT.

CLAIBORNE PARISH SCHOOL BOARD

**GOVERNMENTAL FUNDS
Statement of Revenues, Expenditures,
and Changes in Fund Balances
For the Year Ended June 30, 2022**

Statement E

	GENERAL	MAINTENANCE FUND	EDUCATION STABILIZATION	NONMAJOR GOVERNMENTAL	TOTAL
REVENUES					
Local sources:					
Taxes:					
Ad valorem	\$ 2,553,170	\$ 1,342,649	\$ -	\$ 388,322	\$ 4,284,141
Sales and use	3,119,529	-	-	-	3,119,529
Interest earnings	103,763	32,047	-	4,022	139,832
Food service	-	-	-	85,856	85,856
Other	716,934	594,610	-	762,430	2,073,974
State sources:					
Equalization	13,319,617	-	-	25,000	13,344,617
Other	300,362	45,467	-	-	345,829
Federal sources	36,639	-	3,213,984	3,638,427	6,889,050
TOTAL REVENUES	20,150,014	2,014,773	3,213,984	4,904,057	30,282,828
EXPENDITURES					
Current:					
Instruction:					
Regular programs	7,735,433	-	336,993	21,240	8,093,666
Special programs	2,144,086	-	43,695	330,268	2,518,049
Other instructional programs	720,171	1,487	1,040,448	1,648,918	3,411,024
Support services:					
Student services	1,417,855	-	16,986	106,021	1,540,862
Instructional staff support	1,198,760	-	186,392	613,612	1,998,764
General administration	389,184	75,192	381,725	43,823	889,924
School administration	1,788,758	6,377	17,921	245,083	2,058,139
Business services	286,978	1,435	-	-	288,413
Plant services	1,549,450	1,002,386	521,480	-	3,073,316
Student transportation services	1,073,648	489,410	641,323	79	2,204,460
Central services	7,261	-	-	-	7,261
Food services	191,132	5,026	11,171	1,415,972	1,623,301
Community service programs	18,597	-	-	-	18,597
Capital outlay	-	236,932	15,850	-	252,782
Debt service:					
Principal retirement	-	-	-	570,000	570,000
Interest and bank charges	-	-	-	16,676	16,676
TOTAL EXPENDITURES	18,521,313	1,818,245	3,213,984	5,011,692	28,565,234
EXCESS (Deficiency) OF REVENUES OVER EXPENDITURES	\$ 1,628,701	\$ 196,528	\$ -	\$ (107,635)	\$ 1,717,594

(CONTINUED)

CLAIBORNE PARISH SCHOOL BOARD

**GOVERNMENTAL FUNDS
Statement of Revenues, Expenditures,
and Changes in Fund Balances
For the Year Ended June 30, 2022**

Statement E

	<u>GENERAL</u>	<u>MAINTENANCE FUND</u>	<u>EDUCATION STABILIZATION</u>	<u>NONMAJOR GOVERNMENTAL</u>	<u>TOTAL</u>
OTHER FINANCING SOURCES (USES)					
Transfers in	\$ -	\$ 8,299	\$ -	\$ 227,467	\$ 235,766
Transfers out	(235,766)	-	-	-	(235,766)
Insurance recoveries	-	973,097	-	-	973,097
TOTAL OTHER FINANCING SOURCES (USES)	<u>(235,766)</u>	<u>981,396</u>	<u>-</u>	<u>227,467</u>	<u>973,097</u>
Net Change in Fund Balances	<u>1,392,935</u>	<u>1,177,924</u>	<u>-</u>	<u>119,832</u>	<u>2,690,691</u>
FUND BALANCES - BEGINNING AS ORIGINALLY STATED	14,057,661	3,223,105	-	1,398,512	18,679,278
Prior period adjustment	<u>(270,685)</u>	<u>-</u>	<u>-</u>	<u>-</u>	<u>(270,685)</u>
FUND BALANCES - BEGINNING, AS RESTATED	<u>13,786,976</u>	<u>3,223,105</u>	<u>-</u>	<u>1,398,512</u>	<u>18,408,593</u>
FUND BALANCES - ENDING	<u>\$ 15,179,911</u>	<u>\$ 4,401,029</u>	<u>\$ -</u>	<u>\$ 1,518,344</u>	<u>\$ 21,099,284</u>

(CONCLUDED)

THE NOTES TO THE FINANCIAL STATEMENTS ARE AN INTEGRAL PART OF THIS STATEMENT.

CLAIBORNE PARISH SCHOOL BOARD

**GOVERNMENTAL FUNDS
Reconciliation of the Statement of Revenues, Expenditures,
and Changes in Fund Balances to the Statement of Activities
For the Year Ended June 30, 2022**

		Statement F
Total net change in fund balances - governmental funds	\$	2,690,691
Amounts reported for governmental activities in the Statement of Activities are different because:		
Capital outlays are reported in governmental funds as expenditures. However, in the Statement of Activities, the cost of those assets is allocated over their estimated useful lives as depreciation expense. This is the amount by which capital outlays exceed depreciation in the period:		
Depreciation expense	\$ (851,868)	
Capital outlays	<u>1,366,521</u>	514,653
Repayment of bond principal is an expenditure in the governmental funds, but the repayment reduces long-term liabilities in the Statement of Net Position.		570,000
The recognition of pension expense in the Statement of Activities is based on projected benefit payments discounted to actuarial present value and attributed to periods of employee service. Pension expenditures in the fund financial statements are the amounts actually paid.		2,592,915
In the Statement of Activities, certain operating expenses-compensated absences (vacations and sick leave) - are measured by the amounts earned during the year. In the governmental funds, however, expenditures for these items are measured by the amount of financial resources used (essentially, the amounts actually paid). This year, vacation and sick time used (\$465,682) was less than the amounts earned (\$472,783) by \$7,101.		(7,101)
Some expenses reported in the Statement of Activities do not require the use of current financial resources and, therefore, are not reported as expenditures in government funds		
Decrease in interest payable		5,023
Increase in OPEB liabilities and decrease in related deferrals		<u>(1,965,802)</u>
Change in net position of governmental activities	\$	<u><u>4,400,379</u></u>

THE NOTES TO THE FINANCIAL STATEMENTS ARE AN INTEGRAL PART OF THIS STATEMENT.

CLAIBORNE PARISH SCHOOL BOARD

FIDUCIARY FUND
Statement of Fiduciary Net Position
June 30, 2022

	Statement G
	CUSTODIAL FUND
	<hr/>
ASSETS	
Cash and cash equivalents	\$ 124,677
Accounts receivable	328,863
	<hr/>
TOTAL ASSETS	453,540
	<hr/>
LIABILITIES	
Deposits due to local governments	328,863
	<hr/>
TOTAL LIABILITIES	328,863
	<hr/>
NET POSITION	
Individuals, organizations, and other governments	124,677
	<hr/>
TOTAL NET POSITION	\$ 124,677
	<hr/> <hr/>

THE NOTES TO THE FINANCIAL STATEMENTS ARE AN INTEGRAL PART OF THIS STATEMENT.

CLAIBORNE PARISH SCHOOL BOARD
FIDUCIARY FUNDS
Statement of Changes in Fiduciary Net Position
For the Year Ended June 30, 2022

	Statement H
	CUSTODIAL FUNDS
ADDITIONS	
Sales tax collections for other governments	\$ 4,346,652
TOTAL ADDITIONS	4,346,652
DEDUCTIONS	
Payments of sales tax to other governments	4,341,748
TOTAL DEDUCTIONS	4,341,748
Net increase (decrease) in fiduciary net position	4,904
NET POSITION - Beginning	119,773
NET POSITION - Ending	\$ 124,677

THE NOTES TO THE FINANCIAL STATEMENTS ARE AN INTEGRAL PART OF THIS STATEMENT.

Claiborne Parish School Board
Notes to the Financial Statements
June 30, 2022

<u>INDEX</u>	<u>Page</u>
NOTE 1 - SUMMARY OF SIGNIFICANT ACCOUNTING POLICIES	52
A. REPORTING ENTITY.....	52
B. FUNDS	52
Governmental Funds	52
Fiduciary Funds.....	53
C. MEASUREMENT FOCUS AND BASIS OF ACCOUNTING.....	53
D. CASH AND CASH EQUIVALENTS.....	54
E. INVESTMENTS.....	55
F. SHORT-TERM INTERFUND RECEIVABLES/PAYABLES.....	56
G. ELIMINATION AND RECLASSIFICATIONS.....	56
H. INVENTORY AND PREPAID ITEMS.....	56
I. CAPITAL ASSETS	56
J. UNEARNED REVENUES.....	57
K. COMPENSATED ABSENCES	57
L. NET PENSION LIABILITY	58
M. OTHER POST EMPLOYMENT BENEFITS	58
N. RESTRICTED NET POSITION	58
O. DEFERRED OUTFLOWS/INFLOWS OF RESOURCES	58
P. FUND EQUITY OF FUND FINANCIAL STATEMENTS	59
Q. INTERFUND ACTIVITY	59
R. SALES TAX.....	59
S. BUDGETS.....	60
T. USE OF ESTIMATES.....	60
NOTE 2 - LEVIED TAXES	60
NOTE 3 - DEPOSITS AND INVESTMENTS.....	62
NOTE 4 - RECEIVABLES.....	63
NOTE 5 - CAPITAL ASSETS	63
NOTE 6 - PENSION PLANS	64
NOTE 7 - OTHER POST EMPLOYMENT BENEFITS	70
NOTE 8 - ACCOUNTS, SALARIES, AND OTHER PAYABLES.....	73
NOTE 9 - COMPENSATED ABSENCES.....	73
NOTE 10 - CUSTODIAL FUND AMOUNTS DUE TO LOCAL GOVERNMENTS (FFS LEVEL ONLY)...	74
NOTE 11 - LONG-TERM LIABILITIES	75
NOTE 12 - INTERFUND ASSETS/LIABILITIES (FFS LEVEL ONLY).....	75
NOTE 13 - INTERFUND TRANSFERS (FFS LEVEL ONLY).....	75
NOTE 14 - LITIGATION, COMMITMENTS AND CONTINGENCIES.....	76
NOTE 15 - RISK MANAGEMENT	76
NOTE 16 - ON-BEHALF PAYMENTS FOR FRINGE BENEFITS AND SALARIES	76
NOTE 17 - ECONOMIC DEPENDENCY	77
NOTE 18 - FUND BALANCE	77
NOTE 19 - NEW GASB STANDARDS	77
NOTE 20 - STEWARDSHIP, COMPLIANCE AND ACCOUNTABILITY	78
NOTE 21 - SUBSEQUENT EVENTS.....	78
NOTE 22 - PRIOR PERIOD ADJUSTMENT	78
NOTE 23 - INSURANCE RECOVERIES	78

Claiborne Parish School Board
Notes to the Financial Statements
June 30, 2022

NOTE 1 - SUMMARY OF SIGNIFICANT ACCOUNTING POLICIES The accompanying financial statements of the Claiborne Parish School Board have been prepared in conformity with accounting principles generally accepted in the United States of America (GAAP) as applied to governmental units. The Governmental Accounting Standards Board (GASB) is the accepted standard-setting body for establishing governmental accounting and financial reporting principles.

A. REPORTING ENTITY The Claiborne Parish School Board was created by Louisiana Revised Statute (LSA-R.S.) 17:51 to provide public education for the children within Claiborne Parish. The School Board is authorized by LSA-R.S. 17:81 to establish policies and regulations for its own government consistent with the laws of the State of Louisiana and the regulations of the Louisiana Board of Elementary and Secondary Education. The School Board is comprised of ten members who are elected for four years.

The School Board operates six schools within the parish with a total enrollment of 1,710 pupils, including PreK, for the year ended June 30, 2022. In conjunction with the regular educational programs, some of these schools offer special education and/or vocational education programs. In addition, the School Board provides transportation and school food services for the students.

GASB Statements No. 61 established criteria for determining the governmental reporting entity and component units that should be included within the reporting entity. Because the School Board has a separately elected governing body and is legally separate and fiscally independent, the School Board is a separate governmental reporting entity. The School Board includes all funds, activities, et cetera, that are within the oversight responsibility of the School Board.

Certain units of local government, such as the parish police jury and municipalities within the parish, are excluded from the accompanying financial statements. These units of government are considered separate reporting entities and issue financial statements separate from those of the School Board.

B. FUNDS The accounts of the School Board are organized and operated on the basis of funds. A fund is a separate accounting entity with a self-balancing set of accounts. Fund accounting is designed to demonstrate legal compliance and to aid financial management by segregating transactions relating to certain government functions or activities.

Funds of the School Board are classified into two categories: governmental and fiduciary. In turn, each category is divided into separate fund types. The fund classifications and a description of each existing fund type follow:

Governmental Funds Governmental funds account for all or most of the School Board's general activities, including the collection and disbursement of specific or legally restricted monies, the acquisition or construction of capital assets, and the servicing of long-term debt. The School Board reports the following major governmental funds:

General - The general operating fund of the School Board accounts for all financial resources, except those accounted for in other funds.

Maintenance Fund - The maintenance fund accounts for the proceeds of ad valorem taxes levied to maintain and improve school facilities in the parish.

Education Stabilization - This program accounts for federal sources funded by the CARES Act and American Rescue Plan Act to assist the School Board in meeting the challenges in providing educational services as a result of the COVID-19 pandemic.

Claiborne Parish School Board
Notes to the Financial Statements
June 30, 2022

Fiduciary Funds - account for assets held by the government in a trustee capacity or as an agent on behalf of outside parties, including other governments.

Custodial funds are used to account for assets that the government holds for others in an agency capacity. These custodial funds are as follows:

Sales tax collections - accounts for monies collected on behalf of other taxing authorities in Claiborne Parish.

Protested sales tax fund - accounts for collection of sales tax receipts that are paid under protest and are set aside until the protest has been resolved.

C. MEASUREMENT FOCUS AND BASIS OF ACCOUNTING

Government-Wide Financial Statements (GWFS) The Statement of Net Position and the Statement of Activities displays information about the reporting government as a whole. Fiduciary funds are not included in the GWFS. Fiduciary funds are reported only in the Statement of Fiduciary Net Position and the Statement of Changes in Fiduciary Net Position at the fund financial statement level.

The Statement of Net Position and the Statement of Activities was prepared using the economic resources measurement focus and the accrual basis of accounting. Revenues, expenses, gains, losses, assets, liabilities and deferred outflows/inflows of resources resulting from exchange and exchange-like transactions are recognized when the exchange takes place. Revenues, expenses, gains, losses, assets, liabilities and deferred outflows/inflows of resources resulting from nonexchange transactions are recognized in accordance with the requirements of GASB Statement No. 33 "Accounting and Financial Reporting for Nonexchange Transactions".

Program revenues Program revenues include 1) charges for services provided, 2) operating grants and contributions, and 3) capital grants and contributions; program revenues reduce the cost of the function to be financed from the School Board's general revenues. Charges for services are primarily derived from cafeteria sales. Operating grants and contributions consist of the many educational grants received from the federal and state government.

Allocation of indirect expenses The School Board reports all direct expenses by function in the Statement of Activities. Direct expenses are those that are clearly identifiable with a function. Depreciation expense is specifically identified by function and is included in the direct expense of each function. Interest on general long-term debt is considered an indirect expense and is reported separately in the Statement of Activities.

Fund Financial Statements (FFS)

Governmental Funds The accounting and financial reporting treatment applied to a fund is determined by its measurement focus. Governmental fund types use the flow of current financial resources measurement focus and the modified accrual basis of accounting. Under the modified accrual basis of accounting revenues are recognized when susceptible to accrual (i.e., when they are "measurable and available"). "Measurable" means the amount of the transaction can be determined and "available" means collectible within the current period or soon enough thereafter to pay liabilities of the current period. The government considers all revenues available if they are collected within 60 days after year-end. Expenditures are recorded when the related fund liability is incurred, except for unmatured interest on general long-term debt which is recognized when due, and certain compensated absences and claims and judgments which are recognized when the obligations are expected to be liquidated with expendable available financial resources.

Claiborne Parish School Board
Notes to the Financial Statements
June 30, 2022

With this measurement focus, only current assets and current liabilities are generally included on the balance sheet. Operating statements of these funds present increases and decreases in net current assets. The governmental funds use the following practices in recording revenues and expenditures:

Revenues

Ad valorem taxes are recognized when all applicable eligibility requirements are met and the resources are available.

Sales taxes are recognized when the underlying exchange takes place and the resources are available.

Interest income on time deposits and investments is recorded when the interest becomes measurable and available to finance expenditures of the fiscal period.

Federal and state entitlements which include state equalization and state revenue sharing are recorded as unrestricted grants-in-aid when available and measurable. Federal and state restricted grants are recorded when the reimbursable expenditures have been incurred.

Expenditures

Salaries are recorded as paid. Salaries for nine-month employees are paid over twelve months and accrued at June 30.

Principal and interest on long-term debt is recognized when due.

Inventory items are expensed as purchased except for inventory of the school food service fund which is expensed as consumed.

Compensated absences are recognized as expenditures when leave is actually taken or upon termination of employment due to retirement or death.

Other Financing Sources (Uses) Transfers between funds that are not expected to be repaid (or other types, such as sale of capital assets, debt extinguishments, and long-term debt proceeds) are accounted for as other financing sources (uses). These other financing sources (uses) are recognized at the time the underlying events occur.

Fiduciary Funds *Custodial funds* are used to report fiduciary activities that are not required to be reported in pension trust funds, investment trust funds, or private-purpose trust funds. Custodial funds are accounted for using the accrual basis of accounting.

D. CASH AND CASH EQUIVALENTS Cash includes amounts in demand deposits, interest-bearing demand deposits, and money market accounts. Cash equivalents include amounts in time deposits and those investments with original maturities of 90 days or less. Under state law, the School Board may deposit funds in demand deposits, interest-bearing demand deposits, money market accounts, or time deposits with state banks organized under Louisiana law and national banks having their principal offices in Louisiana.

Under state law, the School Board may invest in United States bonds, treasury notes, or certificates. These are classified as investments if their original maturities exceed 90 days; however, if the original maturities are 90 days or less they are classified as cash equivalents and are stated at cost.

Claiborne Parish School Board
Notes to the Financial Statements
June 30, 2022

The School Board participates in the Louisiana Asset Management Pool, Inc. (LAMP) which is an external investment pool that is not SEC-registered. Because the LAMP is an arrangement sponsored by a type of governmental entity, it is exempt by statute from regulation by the SEC.

LAMP is administered by LAMP, Inc., a non-profit corporation organized under the laws of the State of Louisiana. Only local government entities having contracted to participate in LAMP have an investment interest in its pool of assets. The primary objective of LAMP is to provide a safe environment for the placement of public funds in short-term, high quality investments. The LAMP portfolio includes only securities and other obligations in which local governments in Louisiana are authorized to invest in accordance with LA-R.S. 33:2955.

GASB Statement No. 40 Deposit and Investment Risk Disclosure, requires disclosure of credit risk, custodial credit risk, concentration of credit risk, interest rate risk and foreign currency risk for all public entity investments.

LAMP is an investment pool that, to the extent practical, invests in a manner consistent with GASB Statement No. 79. The following facts are relevant for investment pools:

- Credit risk: Lamp is rated AAAM by Standard & Poor's.
- Custodial credit risk: LAMP participants' investments in the pool are evidenced by shares of the pool. Investments in pools should be disclosed, but not categorized because they are not evidenced by securities that exist in physical or book-entry form. The public entity's investment is with the pool, not the securities that make up the pool; therefore, no disclosure is required.
- Concentration of credit risk: Pooled investments are excluded from the 5 percent disclosure requirement.
- Interest rate risk: LAMP is designed to be highly liquid to give its participants immediate access to their account balances. LAMP prepares its own interest rate risk disclosure using the weighted average maturity (WAM) method. The WAM of LAMP assets is restricted to not more than 90 days, and consists of no securities with a maturity in excess of 397 days or 762 days for U.S. Government floating/variable rate investments. The WAM for LAMP's total investment is 56 days as of June 30, 2022.
- Foreign currency risk: Not applicable.

The investments in LAMP are stated at fair value. The fair value is determined on a weekly basis by LAMP and the value of the position in the external investment pool is the same as the net asset value of the pool shares.

LAMP, Inc. is subject to the regulatory oversight of the state treasurer and the board of directors. LAMP is not registered with the SEC as an investment company.

LAMP issues financial reports. These financial reports can be obtained by writing: LAMP, Inc., 650 Poydras Street, Suite 2220, New Orleans, LA 70130 or contract the LAMP administrative office at 800-249-5267.

E. INVESTMENTS Investments are limited by R.S. 33:2955 and the School Board's investment policy. If the original maturities of investments exceed 90 days, they are classified as investments; however, if the original maturities are 90 days or less, they are classified as cash equivalents.

Claiborne Parish School Board
Notes to the Financial Statements
June 30, 2022

The investments are reflected at fair value except for the following which are required/permitted as per GASB Statement No. 31:

1. Investments in nonparticipating interest-earning contracts, such as nonnegotiable certificates of deposit with redemption terms that do not consider market rates, are reported using a cost-based measure.
2. The School Board reported at amortized cost money market investments and participating interest-earning investment contracts that have a remaining maturity at time of purchase of one year or less.

Definitions:

Interest-earning investment contracts include time deposits with financial institutions (such as certificates of deposit), repurchase agreements, and guaranteed investment contracts.

Money market investments are short-term, highly liquid debt instruments that include U. S. Treasury obligations.

F. SHORT-TERM INTERFUND RECEIVABLES/PAYABLES During the course of operations, numerous transactions occur between individual funds for goods provided or services rendered. These receivables and payables are classified as due from other funds or due to other funds on the balance sheet. Short-term interfund loans are classified as interfund receivables/payables.

G. ELIMINATION AND RECLASSIFICATIONS In the process of aggregating data for the statement of net position and the statement of activities, some amounts reported as interfund activity and balances in the funds were eliminated or reclassified. Interfund receivables and payables were eliminated to minimize the "grossing up" effect on assets and liabilities within the governmental activities column.

H. INVENTORY AND PREPAID ITEMS Inventory items are expensed as purchased except for inventory of the school food service fund. Inventory of the school food service special revenue fund consists of food purchased by the School Board and commodities granted by the United States Department of Agriculture through the Louisiana Department of Agriculture and Forestry. Inventory is accounted for on the consumption method. Inventory items are valued at cost (first in - first out) and commodities are assigned values based on information provided by the United States Department of Agriculture. Revenues related to commodities which are not consumed as of the date of the balance sheet are reflected as unearned revenues since title does not pass to the School Board until the commodities are consumed. Inventories are classified as nonspendable fund balance which indicates that these do not constitute "available spendable resources", even though they are a component of total assets.

Certain payments to vendors reflect cost applicable to future accounting periods and are reported as prepaid items using the purchases method.

I. CAPITAL ASSETS Capital assets are recorded at historical cost or estimated historical cost if purchased or constructed and depreciated over their estimated useful lives (including salvage value). Donated capital assets, donated works of art and similar items and capital assets received in a service concession arrangement are reported at acquisition value. The capitalization threshold is \$5,000 for all capital assets other than intangibles. The threshold for intangibles is \$250,000. Estimated useful life is management's estimate of how long the asset is expected to meet service demands.

**Claiborne Parish School Board
Notes to the Financial Statements
June 30, 2022**

Straight line depreciation is used based on the following estimated useful lives:

<u>Description</u>	<u>Estimated Lives</u>
Buildings and building improvements	20-40 years
Furniture and fixtures	5-10 years
Vehicles	5-15 years
Equipment	5-20 years
Intangibles	5-20 years

J. UNEARNED REVENUES Unearned revenues arise when resources are received by the School Board before it has a legal claim to them, as when grant monies are received prior to the occurrence of qualifying expenditures or for commodities in inventory at June 30, as described in Note H. In subsequent periods, when the School Board has a legal claim to the resources, the liability for unearned revenue is removed and the revenue is recognized.

K. COMPENSATED ABSENCES All full-time employees earn vacation leave each year, ranging from 2 days to 15 days depending on position and years of experience. Vacation leave cannot be accumulated. Upon separation of employment, all unused vacation leave is forfeited.

All School Board employees earn from ten to eighteen days of sick leave each year, depending upon the length of service. Sick leave can be accumulated without limitation. Upon retirement or death, unused accumulated sick leave of up to twenty-five days is paid to the employee or to the employee's estate at the employee's current rate of pay. Under the Louisiana Teachers' Retirement System, and the Louisiana School Employees' Retirement System, all unpaid sick leave is used in the retirement benefit computation as earned service.

The School Board's recognition and measurement criteria for compensated absences follow:

GASB Statement No. 16 provides that vacation leave and other compensated absences with similar characteristics should be accrued as a liability as the benefits are earned by the employees if both of the following conditions are met:

- A. The employees' rights to receive compensation are attributable to services already rendered.
- B. It is probable that the employer will compensate the employees for the benefits through paid time off or some other means, such as cash payments at termination or retirement.

GASB Statement No. 16 provides that a liability for sick leave should be accrued using one of the following termination approaches:

- A. An accrual for earned sick leave should be made only to the extent it is probable that the benefits will result in termination payments, rather than be taken as absences due to illness or other contingencies, such as medical appointments and funerals.
- B. Alternatively, a governmental entity should estimate its accrued sick leave liability based on the sick leave accumulated at the balance sheet date by those employees who currently are eligible to receive termination payments as well as other employees who are expected to become eligible in the future to receive such payments. The School Board uses this approach to accrue the liability for sick leave. The minimum experience is 15 years.

Claiborne Parish School Board
Notes to the Financial Statements
June 30, 2022

L. NET PENSION LIABILITY For purposes of measuring the net pension liability, deferred outflows of resources and deferred inflows of resources related to pensions, and pension expense, information about the fiduciary net position of the retirement systems and additions to/deductions from the retirements systems fiduciary net position have been determined on the same basis as they are reported by the retirement systems. For this purpose, benefit payments (including refunds of employee contributions) are recognized when due and payable in accordance with the benefit terms. Investments are reported at fair value. See Note 6 for additional information on pensions.

M. OTHER POST EMPLOYMENT BENEFITS Effective with fiscal year ended June 30, 2018, the School Board implemented Government Accounting Standards Board Statement Number 75, *Accounting and Financial Reporting for Postemployment Benefits Other than Pensions* (GASB 75), which replaces GASB 45. See Note 7 for additional information on Other Postemployment Benefits.

Plan Description - In accordance with state statutes, the School Board provides certain continuing health care and life insurance benefits for its retired employees on a pay-as-you-go basis. The School Board OPEB plan is a single employer defined benefit “substantive plan” as understood by past practices of the School Board and its employees. Although no written plan or trust currently exists or is sanctioned by law, the OPEB plan is reported based on communication to plan members. Also, no stand-alone financial report was prepared. Substantially all of the School Board’s employees become eligible for these benefits if they reach normal retirement age while working for the School Board. These benefits and similar benefits for active employees are provided through an insurance program, whose monthly premiums are paid jointly by the employee and the School Board.

Funding Policy - The contribution requirements of plan members and the School Board are established and may be amended by LRS 42:801-883. Employees do not contribute to their post-employment benefits cost until they become retirees and begin receiving those benefits. The retirees contribute to the cost of retiree healthcare based on a rate schedule. Contribution amounts are approximately 25% retiree/75% employer of the stated costs of healthcare coverage.

N. RESTRICTED NET POSITION For the government-wide statement of net position, net position is reported as restricted when constraints placed on net position use are either:

Externally imposed by creditors (such as debt covenants), grantors, contributors, or laws or regulations of other governments; Imposed by law through constitutional provisions or enabling legislation.

When both restricted and unrestricted resources are available for use, it is the government's policy to use restricted resources first, then unrestricted resources as they are needed. Of the \$7,017,266 reported as restricted the Statement of Net Position, \$5,442,202 is restricted through enabling legislation.

O. DEFERRED OUTFLOWS/INFLOWS OF RESOURCES In addition to assets, the statement of net position will sometimes report a separate section for deferred outflows of resources. This separate financial statement element, *deferred outflows of resources*, represents a consumption of net position that applies to a future period(s) and so will not be recognized as an outflow of resources (expense/expenditure) until then. The School Board does have deferred outflows related to the net pension liability and the OPEB liability. Refer to Notes 6 and 7 for additional information.

In addition to liabilities, the statement of net position will sometimes report a separate section for deferred inflows of resources. This separate financial statement element, *deferred inflows of resources*, represents an acquisition of net position that applies to a future period(s) and so will not be recognized as an inflow of resources (revenues) until that time. The School Board does have deferred inflows related to the net pension liability and the OPEB liability. Refer to Notes 6 and 7 for additional information.

Claiborne Parish School Board
Notes to the Financial Statements
June 30, 2022

P. FUND EQUITY OF FUND FINANCIAL STATEMENTS: GASB 54 *Fund Balance Reporting and Governmental Fund Type Definitions* requires the fund balance amounts to be reported within the fund balance categories as follows:

Nonspendable: Fund balance that is not in spendable form or legally or contractually required to be maintained intact. This category includes items that are not easily converted to cash such as inventories and prepaid items.

Restricted: Fund balance that can be spent only for the specific purposes stipulated by constitution, external resource providers, or through enabling legislation.

Committed: Fund balance that can only be used for specific purposes determined by the School Board's highest level of decision making authority. The Board is the highest level of decision making authority for the School Board that can, by adoption of resolution prior to the end of the fiscal year commit fund balance. Committed amounts cannot be used for any other purpose unless the Board removes or changes the specified use by taking the same type of action it employed to previously commit the funds.

Assigned: Fund balance that is constrained by the School Board's intent to be used for specific purposes, but are neither restricted nor committed. Intent should be expressed by the Board or Finance Committee.

Unassigned: Fund balance that is the residual classification for the general fund. A negative unassigned fund balance may be reported in other governmental funds if expenditures incurred for specific purposes exceeded the amount restricted, committed, or assigned for those purposes.

The School Board reduces committed amounts, followed by assigned amounts and then unassigned amounts when an expenditure is incurred for purposes for which amounts in any of those unrestricted fund balance classifications could be used. The School Board considers restricted amounts to have been spent when an expenditure has been incurred for purposes for which both restricted and unrestricted fund balance is available.

Q. INTERFUND ACTIVITY Interfund activity is reported as either loans, services provided, reimbursements or transfers. Loans are reported as interfund receivables and payables as appropriate and are subject to elimination upon consolidation. Services provided, deemed to be at market or near market rates, are treated as revenues and expenditures/expenses. Reimbursements are when one fund incurs a cost, charges the appropriate benefiting fund and reduces its related cost as a reimbursement. All other interfund transactions are treated as transfers. Transfers between governmental funds are netted as part of the reconciliation to the government-wide financial statements.

R. SALES TAX On January 21, 1978 the voters of Claiborne Parish approved the assessment of a one percent sales tax. The net revenues from the tax, which may be used for any school purpose, are primarily used to supplement salaries and related benefits of school board employees. The tax is collected by the School Board and has no expiration date.

Claiborne Parish voters, on September 21, 1996 approved the assessment of a one percent sales tax, to be effective January 1, 1997. Net revenues from the tax are dedicated fifty percent to provide a source of funding for salaries and benefits for the employees of the school board and fifty percent for the general fund. The tax is collected by the School Board and expires in 2022. In March 2021, the voters approved to renew the sales tax for an additional 10 years, with an expiration date of December 2031.

Claiborne Parish School Board
Notes to the Financial Statements
June 30, 2022

S. BUDGETS

General Budget Practices The School Board follows these procedures in establishing the budgetary data reflected in the combined financial statements:

State statute requires budgets to be adopted for the general fund and all special revenue funds, except for the Student Activity Funds.

Each year prior to September, the Superintendent submits to the Board proposed annual budgets for the general fund and special revenue funds. Public hearings are conducted, prior to the Board's approval, to obtain taxpayer comments. The operating budgets include proposed expenditures and the means of financing them.

Appropriations (unexpended budget balances) lapse at year-end.

Formal budget integration (within the accounting records) is employed as a management control device. All budgets are controlled at the function level. Budget amounts included in the accompanying financial statements include the original adopted budget and all subsequent amendments. These revisions were considered insignificant by the Board.

Encumbrances Encumbrance accounting, under which purchase orders are recorded in order to reserve that portion of the applicable appropriation, is not employed. However, outstanding purchase orders are taken into consideration before expenditures are incurred in order to assure that applicable appropriations are not exceeded. There were no significant encumbrances at fiscal year-end.

Budget Basis of Accounting The major governmental funds' budgets are prepared on the modified accrual basis of accounting, a basis consistent with accounting principles generally accepted in the United States of America (GAAP). Budgeted amounts are originally adopted or amended by the Board. Legally, the Board must adopt a balanced budget; that is, total budgeted revenues and other financing sources including fund balance must equal or exceed total budgeted expenditures and other financing uses. State statutes require the Board to amend its budgets when revenues plus projected revenues within a fund are expected to be less than budgeted revenues by five percent or more and/or expenditures within a fund are expected to exceed budgeted expenditures by five percent or more. The School Board approves budgets at the function level and management can transfer amounts between line items within a function.

T. USE OF ESTIMATES The preparation of financial statements in conformity with accounting principles generally accepted in the United States of America requires management to make estimates and assumptions that affect the reported amounts of assets and liabilities and disclosure of contingent assets and liabilities at the date of the financial statement and the reported amounts of revenues and expenditures during the reporting period. Actual results could differ from those estimates.

NOTE 2 - LEVIED TAXES The School Board levies taxes on real and business personal property located within Claiborne Parish's boundaries. Property taxes are levied by the School Board on property values assessed by the Claiborne Parish Tax Assessor and approved by the State of Louisiana Tax Commission.

**Claiborne Parish School Board
Notes to the Financial Statements
June 30, 2022**

The Claiborne Parish Sheriff's Office bills and collects property taxes for the School Board. Collections are remitted to the School Board monthly.

Property Tax Calendar

Millage rates adopted	July 9, 2021
Levy date	April 1, 2021
Tax bills mailed	November 2, 2021
Due date	December 31, 2021
Lien date	January 1, 2022
Tax sale date – 2021 delinquent property	May 12, 2022

Assessed values are established by the Claiborne Parish Tax Assessor each year on a uniform basis at the following ratios of assessed value to fair market value:

10%	land	15%	industrial improvements
15%	machinery	15%	commercial improvements
10%	residential improvements	25%	public service properties, excluding land

A revaluation of all property is required after 1978 to be completed no less than every four years. The last revaluation was completed for the tax roll of January 1, 2020. Total assessed value was \$137,860,721 in calendar year 2021. Louisiana state law exempts the first \$75,000 of assessed value of a taxpayer's primary residence from parish property taxes. This homestead exemption was \$19,786,013 of the assessed value in calendar year 2021.

State law requires the sheriff to collect property taxes in the calendar year in which the assessment is made. Property taxes become delinquent January 1 of the following year. If taxes are not paid by the due date, taxes bear interest at the rate of 1.25% per month until the taxes are paid. After notice is given to the delinquent taxpayers, the sheriff is required by the *Constitution of the State of Louisiana* to sell the least quantity of property necessary to settle the taxes and interest owed.

All property taxes are recorded in the general fund, special revenue maintenance fund and sinking fund. Revenues in such funds are recognized in the accounting period in which an enforceable legal claim arises. Estimated uncollectible taxes are those taxes based on past experience which will not be collected in the subsequent year and are primarily due to subsequent adjustments to the tax roll. The School Board uses the lien date to establish the enforceable legal claim date.

The tax roll is prepared by the parish tax assessor in November of each year. The collection of the 2021 property taxes occurs in December, and January and February of the next year. As a result, no property taxes receivable for 2021 taxes is included on the accompanying balance sheet because none is available within 60 days of the School Board's year-end.

Historically, virtually all ad valorem taxes receivable are collected since they are secured by property. Therefore, there is no allowance for uncollectible taxes.

Claiborne Parish School Board
Notes to the Financial Statements
June 30, 2022

The following is a summary of adjusted maximum and levied (tax rate per \$1,000 Assessed Value) ad valorem taxes:

	Adjusted Maximum <u>Millage</u>	Levied <u>Millage</u>	<u>Expiration Date</u>
Parish-wide taxes:			
Constitutional	5.40	5.37	Indefinite
Operations and Maintenance	5.23	5.23	2025
Maintenance	5.23	5.23	2025
Salaries and Benefits	10.15	10.15	2027
District Taxes			
District No.11	3.41	3.41	2026
District No. 13	12.10	12.01	2022
District - Summerfield and Eastern Pineview	9.25	9.25	2029
Bond and Interest			
District No. 13	Variable	12.91	2021

NOTE 3 - DEPOSITS AND INVESTMENTS Deposits are stated at cost, which approximates fair value. Under state law, these deposits (or the resulting bank balances) must be secured by federal deposit insurance or the pledge of securities owned by the fiscal agent bank. The fair value of the pledged securities plus the federal deposit insurance must at all times equal the amount on deposit with the fiscal agent. These securities are held in the name of the pledging fiscal agent bank in a holding or custodial bank that is mutually acceptable to both parties.

At June 30, 2022, the School Board had the following deposits and investments:

Interest Rate Risk: The School Boards' policy does not address interest rate risk. For information regarding the interest rate risk on LAMP investments, see note 1D.

Credit Rate Risk: The School Board's policy does not address credit rate risk.

Custodial Credit Risk: At year-end, the School Board's carrying amount of deposits was \$21,524,034, which includes \$1,339 in LAMP, and the bank and LAMP balance was \$21,700,604. These deposits are reported as follows: Statement A- cash and cash equivalents, \$21,298,357, which includes \$1,339 in LAMP, Statement A- Investments, \$101,000, and Statement G - Cash, restricted - paid under protest, \$124,677. Of the bank balance, \$500,000 was covered by federal depository insurance or by collateral held by the School Board's agent in the School Board's name. The remaining bank balance was collateralized with securities held by the pledging financial institution's trust department or agent but not in the School Board's name. Even though the pledged securities are considered uncollateralized under the provision of GASB Statement No. 3, Louisiana Revised Statute 39:1229 imposes a statutory requirement on the custodial bank to advertise and sell the pledged securities within 10 days of being notified by the School Board that the fiscal agent has failed to pay deposited funds upon demand. The School Board's policy does not address custodial credit risk.

As of June 30, 2022, the School Board had a certificate of deposit managed by a financial institution which was classified on Statement A as an investment. The \$101,000 certificate of deposit is entrusted to the Office of Workers' Compensation because the School Board is self-insured.

Claiborne Parish School Board
Notes to the Financial Statements
June 30, 2022

NOTE 4 - RECEIVABLES The balance of receivables at June 30, 2022, is shown below. The School Board expects to collect the full amount; therefore, no allowance for doubtful accounts has been established.

	<u>General</u>	<u>Maintenance</u>	<u>Education Stabilization</u>	<u>Nonmajor Governmental</u>	<u>Total</u>
Intergovernmental - grants:					
Federal	\$ -	\$ -	\$ 1,050,799	\$ 494,801	\$ 1,545,600
State	18,136	-	-	-	18,136
Local sources:					
Sales tax	228,360	-	-	-	228,360
Other	229,273	444,849	-	-	674,122
Total	<u>\$ 475,769</u>	<u>\$ 444,849</u>	<u>\$ 1,050,799</u>	<u>\$ 494,801</u>	<u>\$ 2,466,218</u>

NOTE 5 - CAPITAL ASSETS Capital asset balances and activity for the year ended June 30, 2022 is as follows:

	<u>Balance Beginning</u>	<u>Additions</u>	<u>Deletions</u>	<u>Balance Ending</u>
Governmental activities				
Nondepreciable capital assets				
Land	\$ 509,481	\$ -	\$ -	\$ 509,481
Construction in Progress	2,230,959	396,949	2,452,408	175,500
Total nondepreciable capital assets	<u>2,740,440</u>	<u>396,949</u>	<u>2,452,408</u>	<u>684,981</u>
Depreciable capital assets				
Buildings	31,036,626	2,759,239	-	33,795,865
Furniture and equipment	4,709,770	662,741	-	5,372,511
Total depreciable capital assets	<u>35,746,396</u>	<u>3,421,980</u>	<u>-</u>	<u>39,168,376</u>
Less accumulated depreciation				
Buildings	16,655,821	704,428	-	17,360,249
Furniture and equipment	3,988,566	147,440	-	4,136,006
Total accumulated depreciation	<u>20,644,387</u>	<u>851,868</u>	<u>-</u>	<u>21,496,255</u>
Depreciable capital assets, net	<u>15,102,009</u>	<u>2,570,112</u>	<u>-</u>	<u>17,672,121</u>
Governmental activities				
Capital assets, net	<u>\$17,842,449</u>	<u>\$ 2,967,061</u>	<u>\$2,452,408</u>	<u>\$18,357,102</u>

**Claiborne Parish School Board
Notes to the Financial Statements
June 30, 2022**

Depreciation expense was charged to governmental activities as follows:

Regular programs	\$ 608,149
Special programs	2,309
Vocational educations programs	2,078
Other instructional programs	1,367
General administration	5,318
School administration	4,814
Plant services	84,962
Student transportation services	137,073
Food services	5,798
Total depreciation expense	\$ 851,868

NOTE 6 - PENSION PLANS

The School Board is a participating employer in two statewide, public employee retirement systems, the Louisiana School Employees’ Retirement System (LSERS) and the Teacher’s Retirement System of Louisiana (TRSL). Both systems have separate boards of trustees and administer cost-sharing, multiple-employer defined benefit pension plans, including classes of employees with different benefits and contribution rates (sub-plans). Article X, Section 29(F) of the Louisiana Constitution of 1974 assigns the authority to establish and amend benefit provisions of all sub-plans administered by these systems to the State Legislature. Each system issues a public report that includes financial statements and required supplementary information. Copies of these reports for LSERS and TRSL may be obtained at www.lservers.net and www.trsl.org, respectively.

TRSL also administers an optional retirement plan (ORP), which was created by Louisiana Revised Statute 11:921-931 for academic and administrative employees of public institutions of higher education and is considered a defined contribution plan (see Optional Retirement Plan note below). A portion of the employer contributions for ORP plan members is dedicated to the unfunded accrued liability of the TRSL defined benefit plan.

General Information about the Pension Plans

Plan Descriptions/Benefits Provided:

Louisiana School Employees’ Retirement System: LSERS administers a plan to provide retirement, disability, and survivor’s benefits to non-teacher school employees excluding those classified as lunch workers and their beneficiaries as defined in R.S. 11:1001. The age and years of creditable service (service) required in order for a member to receive retirement benefits are established by R.S. 11:1141-1153 and vary depending on the member’s hire date.

A member who joined the system on or after July 1, 2015 is eligible for normal retirement if he has at least 5 years of creditable service and is at least age 62. A member who joined between July 1, 2010 and June 30, 2015 is eligible for normal retirement if he has at least 5 years of creditable service and is at least age 60. A member who joined the system on or before June 30, 2010 is eligible for normal retirement if he has at least 30 years of creditable service regardless of age, 25 years of creditable service and is at least age 55, or 10 years of creditable service and is at least age 60. All members are eligible for retirement with 20 years of creditable service regardless of age with an actuarially reduced benefit.

Claiborne Parish School Board
Notes to the Financial Statements
June 30, 2022

For members who joined the system prior to July 1, 2006, the maximum retirement benefit is an amount equal to 3 1/3% of the average compensation for the 3 highest consecutive years of membership service, subject to the 10% salary limitation, multiplied by the number of years of service limited to 100% of final average compensation plus a supplementary allowance of \$2.00 per month for each year of service. For members who joined the system on or after July 1, 2006 through June 30, 2010, 3 1/3% of the average compensation is used to calculate benefits, however, the calculation consists of the five highest consecutive years of membership service, subject to the 10% salary limitation. For members who joined the system on or after July 1, 2010, 2 1/2% of the average compensation is used to calculate benefits and consists of the five highest consecutive years' average salary, subject to the 15% salary limitation. The supplemental allowance was eliminated for members entering the plan on or after July 1, 1986. Effective January 1, 1992, the supplemental allowance was reinstated to all members whose service retirement became effective after July 1, 1971.

A member is eligible to retire and receive disability benefits if the member has at least 5 years of creditable service, is not eligible for normal retirement and has become totally and permanently disabled and is certified as disabled by the Medical Board. A vested person with twenty or more years of creditable service who has withdrawn from active service prior to the age at which that person is eligible for retirement benefits, is eligible for a disability benefit until normal retirement age. A member who joins the system on or after July 1, 2006, must have at least 10 years of service to qualify for disability benefits. Upon the death of a member with five or more years of creditable service, the plan provides benefits for surviving spouses and minor children. Under certain conditions outlined in the statutes, a spouse is entitled to 75% of the member's benefit.

Teachers' Retirement System of Louisiana: TRSL administers a plan to provide retirement, disability, and survivor benefits to employees who meet the legal definition of a "teacher" as provided for in R.S. 11:701. Eligibility for retirement benefits and the calculation of retirement benefits are provided for in R.S. 11:761. Statutory changes closed existing, and created new, sub-plans for members hired on or after January 1, 2011 and July 1, 2015.

Most members are eligible to receive retirement benefits 1) at the age of 60 with 5 years of service, 2) at the age of 55 with at least 25 years of service, or 3) at any age with at least 30 years of service. For members joining on or after July 1, 2015, retirement benefits are paid at age 62 with at least 5 years of service credit. Members may retire with an actuarially reduced benefit with 20 years of service credit. Retirement benefits are calculated by applying a percentage ranging from 2% to 3% of final average salary multiplied by years of service. Average compensation is defined as the member's average annual earned compensation for the highest 36 consecutive months of employment for members employed prior to January 1, 2011, or highest 60 consecutive months of employment for members employed after that date.

Under R.S. 11:778 and 11:779, members who have suffered a qualified disability are eligible for disability benefits if employed prior to January 1, 2011 and attained at least 5 years of service or if employed on or after January 1, 2011 and attained at least 10 years of service. Members employed prior to January 1, 2011 receive disability benefits equal to 2 1/2% of average compensation multiplied by the years of service, but not more than 50% of average compensation subject to statutory minimums. Members employed on or after January 1, 2011 receive disability benefits equivalent to the regular retirement formula without reduction by reason of age.

Survivor benefits are provided for in R.S. 11:762. In order for survivor benefits to be paid, the deceased member must have been an active member at the time of death and must have a minimum of five years of service, at least two of which were earned immediately prior to death, or must have had a minimum of twenty years of service regardless of when earned in order for a benefit to be paid to a minor or handicapped child. Survivor benefits are equal to 50% of the benefit to which the member would have been entitled if retired on the date of death using a factor of 2 1/2% regardless of years of service or age, or \$600 per month, whichever is greater. Benefits are payable to an unmarried child until age 21, or age 23 if the child remains a full-time student. The minimum

Claiborne Parish School Board
Notes to the Financial Statements
June 30, 2022

service credit requirement is ten years for a surviving spouse with no minor children, and benefits are to be paid for life to the spouse or a qualified handicapped child.

Deferred Retirement Option Program (DROP)

In lieu of terminating employment and accepting a service retirement, an eligible LSERS or TRSL member can begin participation in the DROP on the first retirement eligibility date for a period not to exceed 3 years. A member has a 60 day window from his first eligible date to participate in the program in order to participate for the maximum number of years. Delayed participation reduces the three year maximum participation period. During participation, benefits otherwise payable are fixed, and deposited in an individual DROP account. Upon termination of DROP participation, the member can continue employment and earn additional benefit accruals to be added to the fixed pre-DROP benefit. Upon termination of employment, the member is entitled to the fixed benefit, an additional benefit based on post-DROP service (if any), and the individual DROP account balance which can be paid in a lump sum or an additional annuity based upon the account balance.

Cost of Living Adjustments

As fully described in Title 11 of the Louisiana Revised Statutes, LSERS and TRSL allow for the payment of permanent benefit increases, also known as cost of living adjustments, or COLAs, that are funded through investment earnings when recommended by the board of trustees and approved by the Legislature. These ad hoc COLAs are not considered to be substantively automatic.

Contributions

Article X, Section 29(E)(2)(a) of the Louisiana Constitution of 1974 assigns the Legislature the authority to determine employee contributions. Employer contributions are actuarially determined using statutorily established methods on an annual basis and are constitutionally required to cover the employer's portion of the normal cost and provide for the amortization of the unfunded accrued liability. Employer contributions are adopted by the Legislature annually upon recommendation of the Public Retirement Systems' Actuarial Committee. For those members participating in the TRSL defined contribution ORP, a portion of the employer contributions are used to fund the TRSL defined benefit plans' unfunded accrual liability.

Employer contributions to LSERS for fiscal year 2022 were \$294,308, with active member contributions ranging from 7.5% to 8%, and employer contributions of 28.7%. Employer defined benefit plan contributions to TRSL for fiscal year 2022 were \$2,791,452, with active member contributions of 8%, and employer contributions of 25.2%. Non-employer contributions to TRSL, which are comprised of \$90,572 from ad valorem tax revenue for fiscal year 2022, and were recognized as revenue by the School Board.

Pension Liabilities, Pension Expense, and Deferred Outflows of Resources and Deferred Inflows of Resources Related to Pensions

At June 30, 2022, the School Board reported liabilities of \$1,534,209 and \$11,205,868 under LSERS and TRSL, respectively, for its proportionate share of the Net Pension Liability (NPL). This liability will be liquidated by the general fund and special revenue funds with recorded salaries. The NPL for LSERS and TRSL was measured as of June 30, 2021, and the total pension liabilities used to calculate the NPL were determined by actuarial valuations as of that date. The School Board's proportions of the NPL were based on projections of the School Board's long-term share of contributions to the pension plans relative to the projected contribution of all participating employers, actuarially determined. As of June 30, 2021, the most recent measurement date, the School Board's proportions and the changes in proportion from the prior measurement date were 0.322776%, or a decrease of 0.012511% for LSERS and 0.20990% or an increase of 0.01271% for TRSL.

Claiborne Parish School Board
Notes to the Financial Statements
June 30, 2022

For the year ended June 30, 2022, the School Board recognized a total pension expense of \$492,844 or \$118,832 and \$374,012 for LSERS and TRSL, respectively. The School Board reported deferred outflows of resources and deferred inflows of resources related to pensions as components of unrestricted net position from the following sources:

	<u>Deferred Outflows</u>			<u>Deferred Inflows</u>		
	<u>LSERS</u>	<u>TRSL</u>	<u>Total</u>	<u>LSERS</u>	<u>TRSL</u>	<u>Total</u>
Differences between expected and actual experience	\$ 33,185	\$ 57,233	\$ 90,418	\$ 22,293	\$ 169,439	\$ 191,732
Changes of assumptions	50,552	1,090,807	1,141,359	-	-	-
Net difference between projected and actual earnings on pension plan investments	-	-	-	583,703	7,564,285	8,147,988
Changes in proportion and differences between employer contributions and proportionate share of contributions	2,732	1,065,178	1,067,910	83,586	(1,150,933)	(1,067,347)
Employer contributions subsequent to the measurement date	<u>294,308</u>	<u>2,791,452</u>	<u>3,085,760</u>	<u>-</u>	<u>-</u>	<u>-</u>
Total	<u>\$ 380,777</u>	<u>\$ 5,004,670</u>	<u>\$ 5,385,447</u>	<u>\$ 689,582</u>	<u>\$ 6,582,791</u>	<u>\$ 7,272,373</u>

Deferred outflows of resources related to pensions resulting from the School Board's contributions subsequent to the measurement date will be recognized as a reduction of the LSERS and TRSL NPL in the year ended June 30, 2023. Other amounts reported as deferred outflows of resources and deferred inflows of resources related to pensions will be recognized in pension expense as follows:

	<u>LSERS</u>	<u>TRSL</u>	<u>TOTAL</u>
2023	\$ (132,793)	\$ (678,796)	\$ (811,589)
2024	(98,711)	(514,999)	(613,710)
2025	(140,657)	(1,185,467)	(1,326,124)
2026	(230,952)	(1,990,311)	(2,221,263)

Claiborne Parish School Board
Notes to the Financial Statements
June 30, 2022

Actuarial Assumptions The total pension liabilities for LSERS and TRSL in the June 30, 2021 actuarial valuations were determined using the following actuarial assumptions, applied to all periods included in the measurements:

	LSERS	TRSL
Valuation Date	June 30, 2021	June 30, 2021
Actuarial Cost Method	Entry Age Normal	Entry Age Normal
Expected Remaining Service Lives	3 years	5 years
Investment Rate of Return	6.9%, net of investment expenses, including inflation	7.4%, net of investment expenses
Inflation Rate	2.5% per annum	2.3% per annum
Mortality - Non-disabled	RP-2014 Healthy Annuitant Tables, RP-2014 Sex Distinct Employee Tables, RP-2014 Sex Distinct Mortality Table	Active members - RP-2014 White Collar Employee tables, adjusted by 1.010 for males and by .997 for females. Non-Disabled retiree/inactive members - RP-2014 White Collar Healthy Annuitant tables, adjusted by 1.366 for males and by 1.189 for females.
Mortality - Disabled	RP-2014 Sex Distinct Disabled Tables	Disability retiree mortality - RP-2014 Disability tables, adjusted by 1.111 for males and by 1.134 for females. These base tables are adjusted from 2014 to 2018 using the MP-2017 generational improvement table, with continued future mortality improvement projected using the MP-2017 generational mortality improvement tables.
Termination, Disability, Retirement	2013-2017 experience study	Termination, disability, and retirement assumptions were projected based on a 5-year (July 1, 2012 - June 30, 2017) experience study of the system's members.
Salary Increases	3.25% based on a 2013-2017 experience study of the system's members	3.1% - 4.6% varies depending on the duration of service
Cost of Living Adjustments	Not substantively automatic	Not substantively automatic

For LSERS the long-term expected rate of return on pension plan investments was determined using a triangulation method which integrated the CAPM pricing model (top-down), a treasury yield curve approach (bottom-up) and an equity building-block model (bottom-up). Risk return and correlations are projected on a forward-looking basis in equilibrium, in which best-estimates of expected future real rates of return (expected returns, net of pension plan investment expense and inflation) are developed for each major asset class. These rates are combined to produce the long-term expected rate of return by weighting the expected future real rates of return by the target asset allocation percentage and by adding expected inflation.

Claiborne Parish School Board
Notes to the Financial Statements
June 30, 2022

For TRSL, the long-term expected rate of return was determined using a building-block method in which best-estimate ranges of expected future real rates of return (expected returns, net of pension plan investment expenses and inflation) are developed for each major asset class. These ranges are combined to produce the long-term expected rate of return by weighting the expected future real rates of return by the target asset allocation percentage and by adding expected inflation and an adjustment for the effect of rebalancing/diversification. The resulting long-term geometric nominal expected rates of return are 7.87% for 2021. Best estimates of arithmetic real rates of return for each major asset class included in the pension plan's target asset allocation are summarized for each plan in the following table:

	<u>Target Allocation</u>	<u>LT Expected Real Rate of Return</u>
TRSL (arithmetic)		
Domestic equity	27.00%	4.21%
International equity	19.00%	5.23%
Domestic fixed income	13.00%	0.44%
International fixed income	5.50%	0.56%
Private equity	25.50%	8.48%
Other private assets	10.00%	4.27%
Total	<u>100.00%</u>	
LSERS (arithmetic)		
Fixed income	26.00%	0.76%
Equity	39.00%	2.84%
Alternative	23.00%	1.87%
Real estate	12.00%	0.60%
Total	<u>100.00%</u>	6.07%
Inflation		<u>2.10%</u>
Expected arithmetic nominal return		<u>8.17%</u>

Discount Rate. The discount rate used to measure the total pension liability was 6.90% for LSERS and 7.40% for TRSL. The projection of cash flows used to determine the discount rate assumed that employee contributions will be made at the current contribution rate and that employer contributions from participating employers will be made at contractually required rates, actuarially determined. Based on those assumptions, the pension plan's fiduciary net position was projected to be available to make all projected future benefit payments of current plan members. Therefore, the long-term expected rate of return on pension plan investments was applied to all periods of projected benefit payments to determine the total pension liability.

The LSERS discount rate used in the June 30, 2021 net pension liability valuation was decreased from the 7.00% used in the June 30, 2020 valuation to 6.90%.

The TRSL discount rate used in the June 30, 2021 net pension liability valuation was decreased from the 7.45% used in the June 30, 2020 valuation to 7.40%. This change was anticipated in the determination of the projected contribution requirements for Fiscal Year 2021/2022. The TRSL Board adopted a further reduction in the discount rate to 7.25% for purposes of determining the projected contribution requirements for Fiscal Year 2022/2023.

**Claiborne Parish School Board
Notes to the Financial Statements
June 30, 2022**

Sensitivity of the proportionate share of the NPL to changes in the discount rate. The following presents the School Board’s proportionate share of the NPL for LSERS and TRSL using the current discount rate as well as what the School Board’s proportionate share of the NPL would be if it were calculated using a discount rate that is one percentage-point lower or one percentage-point higher than the current rate:

	<u>1.0% Decrease</u>	<u>Current Discount Rate</u>	<u>1.0% Increase</u>
LSERS	\$ 2,362,762	\$ 1,534,209	\$ 825,974
TRSL	18,544,575	11,205,868	5,033,243

Pension plan fiduciary net position. Detailed information about LSERS and TRSL fiduciary net position is available in the separately issued financial reports referenced above.

Payables to the Pension Plan. At June 30, 2022, the School Board had \$54,703 and \$644,590 in payables to LSERS and TRSL, respectively, for the June 2022 employee and employer legally required contributions.

NOTE 7 - OTHER POST EMPLOYMENT BENEFITS

Plan description - In accordance with state statutes, the School Board provides certain continuing health care and life insurance benefits for its retired employees on a pay-as-you-go basis. The School Board OPEB plan is a single-employer defined benefit “substantive plan” as understood by past practices of the School Board and its employees. Although no written plan or trust currently exists or is sanctioned by law, the OPEB plan is reported based on communication to plan members. Also, no stand-alone financial report was prepared. Substantially all of the School Board’s employees become eligible for these benefits if they reach normal retirement age while working for the School Board. These benefits and similar benefits for active employees are provided through the Office of Group Benefits, whose monthly premiums are paid jointly by the employee and the School Board. No assets are accumulated in a trust that meets the criteria in paragraph 4 of Statement 75.

Benefits Provided and Funding Policy - The plan provides medical and life insurance benefits for retirees and their dependents. The contribution requirements of plan members and the School Board are established and may be amended by LRS 42:801-883. Employees do not contribute to their post employment benefits cost until they become retirees and begin receiving those benefits. The retirees contributes approximately 25% of the medical premium with the School Board contributing the balance. This percentage will be greater for eligible retirees with less than 20 years of service. Medical coverage is provided through options under the Louisiana Office of Group Benefits (OGB). A Medicare supplement benefit is provided at Medicare eligibility. Benefits continue for life. A life insurance benefit depending on final salary is provided at retirement prior to age 65. The life insurance benefit may continue for life if the retiree pays premiums. The cost of life insurance is shared with the retiree and the School Board.

Employees Covered by Benefit Terms - At June 30, 2022, the following employees were covered by the benefit terms:

Active employees	197
Inactive employees or beneficiaries currently receiving benefit payments	225
Employees with life insurance benefit only (no medical)	19

Total OPEB Liability - The School Board’s total OPEB liability of \$49,294,884 was measured as of June 30, 2022 and was determined by an actuarial valuation as of July 1, 2021. The OPEB liability will be liquidated by the general fund and all special revenue funds with recorded salaries.

**Claiborne Parish School Board
Notes to the Financial Statements
June 30, 2022**

Actuarial Assumptions and Other Inputs - The total OPEB liability in the June 30, 2022 actuarial valuation was determined using the following actuarial assumptions and other inputs, applied to all periods included in the measurement, unless otherwise specified:

Actuarial method	Entry Age Normal Cost Method
Inflation	2.30%
Discount rate	3.54% based on the Bond Buyer General Obligation 20-Bond Municipal Index
Healthcare trend	Range from 5.6% - 3.7% for pre-65 and 5.1% - 3.7% for post-65
Mortality - Nondisabled	PUB-2010 General Employees Amount-Weighted Table with Mortality Improvement Scale MP-2021 on a generational basis with healthy annuitant rates after benefit commencement
Mortality - Disabled	PUB-2010 Disabled Retirees Amount-Weighted Table with Mortality Improvement Scale MP-2021 on a generational basis
Disability rates	Range from .01% at age 20 to .20% at age 69 and over.
Withdrawal rates	Range from 25% at age 20 to 10% at age 60 and over.
Retirement rates	Range from 3.5% at age 38 to 100% at age 70 and over.
Salary increase	3%, including inflation
Retirees' share of benefit-related costs	25% of the medical contributions and 50% of the costs of life insurance

No salary experience studies were conducted. The School Board contributed \$1,276,528 utilizing the pay-as-you-go basis.

**Claiborne Parish School Board
Notes to the Financial Statements
June 30, 2022**

Changes in the Total OPEB Liability:

	Total OPEB Liability
Balance at June 30, 2021	\$ 57,576,348
Changes for the year:	
Service cost	1,524,682
Interest	1,262,869
Economic/demographic gains or (losses)	(2,950,049)
Changes in assumptions or other inputs	(6,842,438)
Benefit payments	(1,276,528)
Net changes	(8,281,464)
Balance at June 30, 2022	\$ 49,294,884

Changes of assumptions and other inputs included updated discount rate (prior rate was 2.16%) and updated mortality tables (prior mortality tables used were PUB-2010 General Employees Amount –Weighted Table with a Mortality Improvement Scale MP-2020 on a generational basis).

Effect of assumption changes or inputs:

Updated discount rate	\$ (10,803,937)
Updated claims table	5,010,642
Updated trend table	(1,270,620)
Updated mortality table	221,477
Net assumption change	\$ (6,842,438)

Sensitivity of the Total OPEB Liability to Changes in the Discount Rate – The following presents the total OPEB liability of the School Board, as well as what the School Board’s total OPEB liability would be if it were calculated using a discount rate that is one percentage point lower and one percentage point higher than the current discount rate.

	1% Decrease (2.54%)	Discount Rate (3.54%)	1% Increase (4.54%)
Total OPEB liability	\$56,768,119	\$49,294,884	\$43,308,528

Sensitivity of the Total OPEB Liability to Changes in the Healthcare Cost Trend Rates – The following presents the total OPEB liability of the School Board, as well as what the School Board’s total OPEB liability would be if it were calculated using healthcare cost trend rates that are one percentage point lower (5.5% - 2.7% for pre-65 and 4.7% - 2.7% for post-65) and one percentage point higher (7.5% - 4.7% for pre-65 and 6.7% - 4.7% for post-65) than the current healthcare cost trend rates.

	1% Decrease	Current Trend Rate	1% Increase
Total OPEB liability	\$43,183,816	\$49,294,884	\$57,045,351

Claiborne Parish School Board
Notes to the Financial Statements
June 30, 2022

OPEB Expense and Deferred Outflows of Resources and Deferred inflows of resources related to OPEB –

For the year ended June 30, 2022, the School Board recognized OPEB expense of \$3,242,330. At June 30, 2022, the School Board reported deferred outflows of resources and deferred inflows of resources related to OPEB from the following sources:

	Deferred Outflows of Resources	Deferred Inflows of Resources
Difference between expected and actual experience	\$ -	\$ 6,143,751
Changes of assumptions	1,599,273	5,558,118
	\$ 1,599,273	\$ 11,701,869

Amounts reported as deferred outflows of resources and deferred inflows of resources related to OPEB will be recognized in OPEB expense as follows:

Year ended June 30:	
2023	\$ (4,140,656)
2024	(2,821,533)
2025	(2,250,184)
2026	(890,223)

NOTE 8 - ACCOUNTS, SALARIES, AND OTHER PAYABLES Payables at year-end are as follows:

	General Fund	Maintenance Fund	Education Stabilization	Nonmajor Governmental	Total
Salaries	\$ 2,017,214	\$ -	\$ 24,267	\$ 192,017	\$ 2,233,498
Accounts	180,560	391,849	246,848	3,979	823,236
Total	\$ 2,197,774	\$ 391,849	\$ 271,115	\$ 195,996	\$ 3,056,734

NOTE 9 - COMPENSATED ABSENCES At June 30, 2022, employees of the School Board have accumulated and vested \$609,858 of employee leave benefits, including \$8,616 of salary-related benefits. These employee leave benefits are computed in accordance with GASB Codification Section C60.

**Claiborne Parish School Board
Notes to the Financial Statements
June 30, 2022**

NOTE 10 - CUSTODIAL FUND AMOUNTS DUE TO LOCAL GOVERNMENTS (FFS LEVEL ONLY)

A summary of changes in custodial fund amounts due to local governments follows:

Beginning Balance, July 1, 2021	\$	398,486
Additions: Sales tax collections		4,272,125
Deductions		
Police Jury	\$	747,281
Town of Homer		1,624,021
Homer Police		135,352
Homer Recreation		67,846
Homer Memorial		789,008
Town of Haynesville		730,498
Junction City		17,101
Water Shed		195,886
Village of Athens		<u>34,755</u>
 Total Deductions		 <u>4,341,748</u>
 Ending Balance, June 30, 2022	 \$	 <u><u>328,863</u></u>

**Sales Tax Collections and Distributions:
(Cash Basis)**

	%	Total Collections	Collection Fees	Attorney and Audit Fees	Total Distribution
Police Jury	1.000	\$ 747,281	\$ 18,682	\$ 3,077	\$ 725,522
Town of Homer	3.000	1,624,021	40,601	6,364	1,577,056
Homer Police	0.250	135,352	3,384	391	131,577
Homer Recreation	0.125	67,846	1,696	207	65,943
Homer Memorial	0.500	789,008	19,725	2,660	766,623
Town of Haynesville	2.500	730,498	18,262	2,402	709,834
Junction City	1.000	17,101	171	-	16,930
Water Shed	0.125	195,886	4,897	828	190,161
Village of Athens	1.000	34,755	347	288	34,120
Total		<u>\$ 4,341,748</u>	<u>\$ 107,765</u>	<u>\$ 16,217</u>	<u>\$ 4,217,766</u>

Claiborne Parish School Board
Notes to the Financial Statements
June 30, 2022

NOTE 11 - LONG-TERM LIABILITIES The following is a summary of the long-term obligation transactions for the year:

	<u>Beginning Balance</u>	<u>Additions</u>	<u>Deletions</u>	<u>Ending Balance</u>	<u>Amounts Due Within One Year</u>
Governmental Activities					
Private placement bonds	\$ 570,000	\$ -	\$ 570,000	\$ -	\$ -
Net pension liability	24,628,677	(8,829,820)	3,058,780	12,740,077	-
OPEB liability	57,576,348	(7,004,936)	1,276,528	49,294,884	-
Compensated absences	602,757	472,783	465,682	609,858	465,682
Total Long-term liabilities	<u>\$ 83,377,782</u>	<u>\$ (15,361,973)</u>	<u>\$ 5,370,990</u>	<u>\$ 62,644,819</u>	<u>\$ 465,682</u>

Payments on the private placement bonds payable that pertain to the School Board’s governmental activities are made by debt service funds. The compensated absences liability attributable to the governmental activities will be liquidated primarily by the General Fund.

The private placement bond was used for capital improvements. The original issue of \$4,960,000 on December 15, 2010 was fully paid during the current fiscal year 2022.

In accordance with Louisiana Revised Statute 39:562(0), the School Board is legally restricted from incurring long-term bonded debt in excess of 50 percent of the assessed value of taxable property. At June 30, 2022 the statutory limit was \$68,930,360 and outstanding net bonded debt totaled \$0.

NOTE 12 - INTERFUND ASSETS/LIABILITIES (FFS LEVEL ONLY) Interfund Receivable/Payable balance at year end is as follows:

<u>Receivable Fund</u>	<u>Payable Fund</u>	<u>Amount</u>
General Fund	Education Stabilization	\$ 767,781
General Fund	Nonmajor Governmental	345,792
		<u>\$ 1,113,573</u>

The purpose of the interfund assets/liabilities was to cover current-year expenditures on cost reimbursement programs until the reimbursement requests are received.

NOTE 13 - INTERFUND TRANSFERS (FFS LEVEL ONLY) Transfer ins and outs for fiscal year is as follows:

<u>Fund</u>	<u>Transfer In</u>	<u>Transfer Out</u>
General Fund	\$ -	\$ 235,766
Maintenance Fund	8,299	-
Nonmajor Governmental	227,467	-
Total	<u>\$ 235,766</u>	<u>\$ 235,766</u>

The General Fund transferred \$227,467 to School Food Service and \$8,299 to the Maintenance Fund for salaries.

**Claiborne Parish School Board
Notes to the Financial Statements
June 30, 2022**

NOTE 14 - LITIGATION, COMMITMENTS AND CONTINGENCIES

Litigation At June 30, 2022 the School Board was involved in various litigations. It is the opinion of legal counsel for the School Board that ultimate resolution of these lawsuits would not materially affect the financial statements.

Grant Disallowances The School Board participates in a number of state and federally assisted grant programs. The programs are subject to compliance audits under the single audit approach. Such audits could lead to requests for reimbursement by the grantor agency for expenditures disallowed under terms of the grants. School Board management believes that the amount of disallowances, if any, which may arise from future audits will not be material.

Tax Arbitrage Rebate Under the Tax Reform Act of 1986, interest earned on the debt proceeds in excess of interest expense prior to the disbursement of the proceeds must be rebated to the Internal Revenue Service (IRS). Management believes there is no tax arbitrage rebate liability at year-end.

Construction Projects: The School Board had one project underway at the close of the 2021-2022 year. This project was for the installation of bipolar ionizers to increase the quality of air throughout all schools of Claiborne Parish School Board. The total contract was \$328,000, with \$142,700 remaining.

NOTE 15 - RISK MANAGEMENT The School Board is exposed to various risks of loss related to torts; theft of, damage to, and destruction of assets; errors and omissions; injuries to employees; and natural disasters. A risk management program for workers' compensation was established by the School Board several years ago. The general fund pays claims, claim reserves, and administrative costs of the program. The School Board has contracted with a third-party administrator to handle all workers' compensation claims. The School Board maintains stop loss coverage with an insurance company for individual claims in excess of \$400,000 and for total claims that exceed \$1,000,000 in a three-year period.

Changes in the claims amount for the three years ended June 30, 2022 were as follows:

<u>Years Ended June 30,</u>	<u>Beginning of Fiscal Year Liability</u>	<u>Claims and Changes in Estimates</u>	<u>Benefit Payment and Claims</u>	<u>Ending of Fiscal Year Liability</u>
2019-2020	\$ -	\$ 108,695	\$ 108,695	\$ -
2020-2021	-	67,527	67,527	-
2021-2022	-	88,640	88,640	-

The School Board continues to carry commercial insurance for all other risks of loss. Settled claims resulting from these risks have not exceeded commercial insurance coverage in any of the past three fiscal years.

NOTE 16 - ON-BEHALF PAYMENTS FOR FRINGE BENEFITS AND SALARIES On-behalf payments for fringe benefits and salaries are direct payments made by an entity (the paying agent) to a third-party recipient for the employees of another, legally separate entity (the employer entity). GASB Statement No. 24 requires employer governments to recognize revenue and expenditures or expenses for these on-behalf payments.

**Claiborne Parish School Board
Notes to the Financial Statements
June 30, 2022**

The Parish Tax Collector makes pension contributions to the Teacher’s Retirement System of Louisiana on behalf of the School Board. These remittances are a portion of the property taxes and state revenue sharing collected which are statutorily set aside for teacher’s retirement. The basis for recognizing the revenues and expenditures is the actual contributions made by the Tax Collector’s office. For the 2022 fiscal year, the Tax Collector paid the Teacher’s Retirement System of Louisiana \$99,306 on behalf of the School Board. The amount was recognized as ad valorem and state revenue sharing revenue and a reduction in the School Board’s required contribution.

NOTE 17 - ECONOMIC DEPENDENCY The Minimum Foundation Funding provided by the state to all public school systems in Louisiana is primarily based on October 1 student count. The state provided \$13,344,617 to the School Board, which represents approximately 44.1% of the School Board's total revenue for the year.

NOTE 18 - FUND BALANCE The following are details of the fund balance classifications at year end:

	General	Maintenance Fund	Nonmajor Governmental	Total
Nonspendable:				
Inventory and prepaid items	\$ 271,052	\$ -	\$ 31,294	\$ 302,346
Restricted for:				
Worker's compensation	100,000	-	-	100,000
Salaries and benefits	1,031,914	-	-	1,031,914
Maintenance	-	4,401,029	-	4,401,029
School food service	-	-	880,379	880,379
Student activity funds	-	-	594,685	594,685
Debt service	-	-	9,259	9,259
Committed to:				
Contingencies	482,551	-	-	482,551
School construction	-	-	2,727	2,727
Unassigned	13,294,394	-	-	13,294,394
Total	<u>\$ 15,179,911</u>	<u>\$ 4,401,029</u>	<u>\$ 1,518,344</u>	<u>\$ 21,099,284</u>

NOTE 19 - NEW GASB STANDARD GASB Statement No. 87, Leases is effective for periods beginning after June 15, 2021, with earlier application encouraged. This Statement increases the usefulness of governments’ financial statements by requiring recognition of certain lease assets and liabilities for leases that previously were classified as operating leases and recognized as inflows of resources or outflows of resources based on the payment provisions of the contract. It establishes a single model for lease accounting based on the foundational principle that leases are financing of the right to use an underlying asset. Under this Statement, a lessee is required to recognize a lease liability and an intangible right-to-use lease asset, and a lessor is required to recognize a lease receivable and a deferred inflow of resources, thereby enhancing the relevance and consistency of information about governments’ leasing activities. The School Board has reviewed this standard in the current year and there are no leases identified that are material to the financial statements.

GASB Statement No. 92 Omnibus 2020 has various effective dates ranging from issue date to periods beginning after June 15, 2021. The primary objectives of this Statement are to enhance comparability in accounting and financial reporting and to improve the consistency of authoritative literature by addressing practice issues that

**Claiborne Parish School Board
Notes to the Financial Statements
June 30, 2022**

have been identified in GASB Statements 87, 73, 74, and 84. The School Board has adopted the provisions of this Statement and has modified note disclosures as applicable.

GASB Statement No. 98, The Annual Comprehensive Financial Report, effective for fiscal years ending after December 31, 2021, with earlier application encouraged. This Statement establishes the term *annual comprehensive financial report* and its acronym ACFR. The School Board has adopted the provisions of this Statement and applicable changes have been made.

NOTE 20 - STEWARDSHIP, COMPLIANCE AND ACCOUNTABILITY

Excess of Expenditures over Appropriations in Individual funds: The following individual fund had actual expenditures over budgeted expenditures for the year ended June 30, 2022:

<u>Fund</u>	<u>Budget</u>	<u>Actual</u>	<u>Variance</u>
General Fund	\$ 18,456,447	\$ 18,521,313	\$ (64,866)
Education Stabilization	3,038,484	3,213,984	(175,500)

NOTE 21 - SUBSEQUENT EVENTS In July 2022, the School Board purchased three regular buses and one special services bus with ESSER funds in the amount of \$270,000.

In November 2022, the School Board received bids regarding a new security camera system. The bid was approved in the amount of \$822,000 and will be funded with ESSER II funds. Also, the School Board received bids regarding classroom assistive technology for special services in the amount of \$166,365. This technology will also be purchased using ESSER II funds.

NOTE 22 - PRIOR PERIOD ADJUSTMENT For the fiscal year ended June 30, 2022, the School Board realized that the posting of state insurance costs were not posted correctly. Additional costs were posted against the liability withholding account rather than expense. Therefore, the School Board posted a correction to increase prior year's payroll liability account in the amount of \$270,685. This also reduced beginning fund balance in the General Fund for the same amount, which reduced overall net position on the Statement of Activities for the year ended June 30, 2022.

NOTE 23 - INSURANCE RECOVERIES In February 2021, Homer Elementary had extensive water damage due to the ice storm causing pipes to freeze and burst. During the fiscal year ended June 30, 2022, the School Board received additional insurance recoveries. These insurance recoveries are reported as other miscellaneous funds in the Statement of Activities.

REQUIRED SUPPLEMENTARY INFORMATION

Claiborne Parish School Board

**SCHEDULE OF CHANGES IN TOTAL OPEB LIABILITY AND RELATED RATIOS
Last Five Years**

Exhibit 1

Total OPEB Liability	<u>2022</u>	<u>2021</u>	<u>2020</u>	<u>2019</u>	<u>2018</u>
Service costs	\$ 1,524,682	\$ 1,487,840	\$ 1,472,225	\$ 1,142,056	\$ 1,091,380
Interest	1,262,869	1,270,288	2,273,088	2,306,240	1,271,440
Economic/demographic gains or (losses)	(2,950,049)	-	(13,524,591)	-	712,763
Changes in assumptions or other inputs	(6,842,438)	(516,942)	3,593,921	2,862,189	22,264,407
Benefit payments	<u>(1,276,528)</u>	<u>(1,305,130)</u>	<u>(1,283,961)</u>	<u>(1,290,898)</u>	<u>(1,335,650)</u>
Net change in total OPEB liability	(8,281,464)	936,056	(7,469,318)	5,019,587	24,004,340
Total OPEB liability - Beginning	<u>57,576,348</u>	<u>56,640,292</u>	<u>64,109,610</u>	<u>59,090,023</u>	<u>35,085,683</u>
Total OPEB liability - Ending	<u>\$ 49,294,884</u>	<u>\$ 57,576,348</u>	<u>\$ 56,640,292</u>	<u>\$ 64,109,610</u>	<u>\$ 59,090,023</u>
Covered-employee payroll	12,945,382	12,449,400	11,726,133	11,020,905	9,583,251
Total OPEB liability as a percentage of covered payroll	380.79%	462.48%	483.03%	581.71%	616.60%

See accompanying notes to required supplementary information for OPEB.

Claiborne Parish School Board

**Notes to Required Supplementary Information for OPEB
Last Five Years**

Changes in assumptions: The following schedule is a detailed description of the changes in assumptions:

Report Date	Valuation Date	Actuarial Method	Discount Rate	Inflation Rate	Healthcare Trend	Mortality	Withdrawal Rate	Disability Rate	Retirement Rate	Salary Increases
June 30, 2018	July 1, 2017	Entry age normal cost	3.87%	2.30%	Range from 4.3% to 3.9% for pre-65 and 6.4% to 4.1% post - 65	RP-2014 Total Dataset Mortality Table projected backwards to 2006 with Mortality Improvement Scale MP-2014 and then forward with Mortality Improvement Scale MP-2017 on a generational basis with healthy annuitant rates after benefit commencement.	Range from 18% at age 18 to 4% at age 50 and over	Range from .01% at age 23 to .20% at age 66 and over	Using LSERS of 80% at age 47 to 100% at age 70 and TRSL of 4% at age 38 to 100% at age 70	N/A
June 30, 2019	July 1, 2017	Entry age normal cost	3.50%	2.30%	Range from 4.3% to 3.9% for pre-65 and 6.4% to 4.1% post - 65	RP-2014 Total Dataset Mortality Table projected backwards to 2006 with Mortality Improvement Scale MP-2014 and then forward with Mortality Improvement Scale MP-2018 on a generational basis with healthy annuitant rates after benefit commencement.	Range from 18% at age 18 to 4% at age 50 and over	Range from .01% at age 23 to .20% at age 66 and over	Using LSERS of 80% at age 47 to 100% at age 70 and TRSL of 4% at age 38 to 100% at age 70	3.00%
June 30, 2020	July 1, 2019	Entry age normal cost	2.21%	2.30%	Range from 6.5% to 3.7% for pre-65 and 5.7% to 3.7% post - 65	PUB-2010 General Employees Amount-Weighted Table with Mortality Improvement Scale MP-2019 on generational basis with healthy annuitant rates after benefit commencement.	Range from 25% at age 20 to 10% at age 60 and over	Range from .01% at age 20 to .20% at age 69 and over	Based on only TRSL rates of 3.5% at age 38 to 100% at age 70	3.00%
June 30, 2021	July 1, 2019	Entry age normal cost	2.16%	2.30%	Range from 6.5% to 3.7% for pre-65 and 5.7% to 3.7% post - 65	PUB-2010 General Employees Amount-Weighted Table with Mortality Improvement Scale MP-2020 on generational basis with healthy annuitant rates after benefit commencement.	Range from 25% at age 20 to 10% at age 60 and over	Range from .01% at age 20 to .20% at age 69 and over	Based on only TRSL rates of 3.5% at age 38 to 100% at age 70	3.00%
June 30, 2022	July 1, 2021	Entry age normal cost	3.54%	2.30%	Range from 5.6% to 3.7% for pre-65 and 5.1% to 3.7% post - 65	PUB-2010 General Employees Amount-Weighted Table with Mortality Improvement Scale MP-2021 on generational basis with healthy annuitant rates after benefit commencement.	Range from 25% at age 20 to 10% at age 60 and over	Range from .01% at age 20 to .20% at age 69 and over	Based on only TRSL rates of 3.5% at age 38 to 100% at age 70	3.00%

Notes:

This schedule is presented to illustrate the requirement to show information for 10 years. However, until a full 10 year trend is compiled, only information for those years for which information is available is presented.

No assets are accumulated in a trust that meets the criteria in GASB No. 75, paragraph 4, to pay related benefits

Claiborne Parish School Board

**SCHEDULE OF EMPLOYER'S PROPORTIONATE SHARE OF THE NET PENSION LIABILITY
Last Eight Years**

Exhibit 2-1

<u>Fiscal Year</u>	<u>Employer's Proportion of the Net Pension Liability</u>	<u>Employer's Proportionate Share of the Net Pension Liability</u>	<u>Covered Payroll</u>	<u>Employer's Proportionate Share of the Net Pension Liability as a Percentage of its Covered Payroll</u>	<u>Plan Fiduciary Net Position as a Percentage of the Total Pension Liability</u>
Louisiana School Employees' Retirement System					
2015	0.31456%	\$ 1,826,447	\$ 882,390	207%	76.18%
2016	0.28917%	1,833,690	814,077	225%	74.49%
2017	0.29804%	2,248,226	847,317	265%	70.09%
2018	0.28751%	1,839,867	822,110	224%	75.03%
2019	0.30877%	2,063,014	890,659	232%	74.44%
2020	0.34343%	2,404,236	1,000,182	240%	73.49%
2021	0.33529%	2,693,886	1,000,482	269%	69.67%
2022	0.32278%	1,534,209	992,805	155%	82.51%
Teacher's Retirement System of Louisiana					
2015	0.19673%	\$ 20,108,660	\$ 8,729,172	230%	63.7%
2016	0.17901%	19,247,989	8,449,766	228%	62.5%
2017	0.18856%	22,131,380	8,384,221	264%	59.9%
2018	0.17878%	18,328,306	8,213,461	223%	65.6%
2019	0.17288%	16,990,681	7,920,366	215%	68.2%
2020	0.19361%	19,215,115	9,230,669	208%	68.6%
2021	0.19719%	21,934,791	9,965,904	220%	65.6%
2022	0.20990%	11,205,868	10,750,358	104%	83.9%

Notes:

The amounts presented have a measurement date of the previous fiscal year end.

This schedule is presented to illustrate the requirement to show information for 10 years. However, until a full 10 year trend is compiled, only information for those years for which information is available is presented.

See accompanying notes to required supplementary information for pensions.

Claiborne Parish School Board

**SCHEDULE OF EMPLOYER CONTRIBUTIONS TO PENSION PLANS
Last Eight Years**

Exhibit 2-2

<u>Fiscal Year</u>	<u>Contractually Required Contribution</u>	<u>Contributions in Relation to Contractually Required Contributions</u>	<u>Contribution Deficiency (Excess)</u>	<u>Covered Payroll</u>	<u>Contributions as a Percentage of Covered Payroll</u>
Louisiana School Employees' Retirement System					
2015	\$ 271,189	\$ 271,189	\$ -	\$ 814,077	33.3%
2016	254,553	254,553	-	847,317	30.0%
2017	224,436	224,436	-	822,110	27.3%
2018	245,822	245,822	-	890,659	27.6%
2019	280,051	280,051	-	1,000,182	28.0%
2020	285,832	285,832	-	1,000,482	28.6%
2021	285,188	285,188	-	992,805	28.7%
2022	294,308	294,308	-	1,025,634	28.7%

Teacher's Retirement System of Louisiana

2015	\$ 2,364,799	\$ 2,364,799	\$ -	\$ 8,449,766	28.0%
2016	2,230,084	2,230,084	-	8,384,221	26.6%
2017	2,095,881	2,095,881	-	8,213,461	25.5%
2018	2,106,817	2,106,817	-	7,920,366	26.6%
2019	2,464,589	2,464,589	-	9,230,669	26.7%
2020	2,591,135	2,591,135	-	9,965,904	26.0%
2021	2,773,592	2,773,592	-	10,750,358	25.8%
2022	2,791,452	2,791,452	-	11,078,742	25.2%

Notes:

The amounts presented were determined as of the end of the fiscal year end.

This schedule is presented to illustrate the requirement to show information for 10 years. However, until a full 10 year trend is compiled, only information for those years for which information is available is presented.

See accompanying notes to required supplementary information for pensions.

Claiborne Parish School Board

Notes to Required Supplementary Information for Pension Plans Last Eight Years

Louisiana School Employees' Retirement System

Changes in Benefit Terms: Members whose first employment makes them eligible for membership in a Louisiana state retirement system on or after July 1, 2015 may retire with a 2.5% benefit factor after attaining the age of 62 with at least 5 years of service credit and are eligible for an actuarially reduced benefit with 20 years of service at any age. This benefit change raised the age requirement from 60 years of age for members hired after June 30, 2010.

Changes in assumptions: The following schedule is a detailed description of the changes in assumptions:

Report Date	Valuation Date	Investment Rate of Return	Inflation Rate	Mortality Non-disabled Active	Mortality Non-disabled Retiree	Mortality Disabled	Termination, Disability, Retirement	Salary Increases
June 30,								
2015	2014	7.25% (net of investment and administrative expenses)	2.75% per annum	RP-2000 Combined Healthy Sex Distinct Tables	RP-2000 Combined Healthy Sex Distinct Tables	RP-2000 Disabled Lives Mortality Tables for Males and Females	2008-2012 experience study	3.2% to 5.5%
2016	2015	7.00% (net of investment and administrative expenses)	2.75% per annum	RP-2000 Combined Healthy Sex Distinct Tables	RP-2000 Combined Healthy Sex Distinct Tables	RP-2000 Disabled Lives Mortality Tables for Males and Females	2008-2012 experience study	3.2% to 5.5%
2017 & 2018	2016 & 2017	7.125% (net of investments expenses)	2.625% per annum	RP-2000 Combined Healthy Sex Distinct Tables	RP-2000 Combined Healthy Sex Distinct Tables	RP-2000 Disabled Lives Mortality Tables for Males and Females	2008-2012 experience study	3.075% to 5.375%
2019	2018	7.0625% (net of investments expenses)	2.50% per annum	RP-2014 Employee Table with Blue Collar Adjustment, 130% for males and 115% for females, each with the full generational MP-2017 scale.	RP-2014 Healthy Annuitant Table with Blue Collar Adjustment, 130% for males and 115% for females, each with the full generational MP-2017 scale.	RP-2014 Disabled Tables for Males and Females, with the full generational MP-2017 scale.	2012-2017 experience study	3.25%
2020	2019	7.00% (net of investments expenses)	2.50% per annum	RP-2014 Employee Table with Blue Collar Adjustment, 130% for males and 115% for females, each with the full generational MP-2017 scale.	RP-2014 Healthy Annuitant Table with Blue Collar Adjustment, 130% for males and 115% for females, each with the full generational MP-2017 scale.	RP-2014 Disabled Tables for Males and Females, with the full generational MP-2017 scale.	2012-2017 experience study	3.25%
2021	2020	7.00% (net of investments expenses)	2.50% per annum	RP-2014 Employee Table with Blue Collar Adjustment, 130% for males and 115% for females, each with the full generational MP-2017 scale.	RP-2014 Healthy Annuitant Table with Blue Collar Adjustment, 130% for males and 115% for females, each with the full generational MP-2017 scale.	RP-2014 Disabled Tables for Males and Females, with the full generational MP-2017 scale.	2012-2017 experience study	3.25%
2022	2021	6.90% (net of investment expense)	2.50% per annum	RP-2014 Employee Table with Blue Collar Adjustment, 130% for males and 115% for females, each with the full generational MP-2017 scale.	RP-2014 Healthy Annuitant Table with Blue Collar Adjustment, 130% for males and 115% for females, each with the full generational MP-2017 scale.	RP-2014 Disabled Tables for Males and Females, with the full generational MP-2017 scale.	2012-2017 experience study	3.25%

(Continued)

Claiborne Parish School Board

**Notes to Required Supplementary Information for Pension Plans
Last Eight Years**

Teacher’s Retirement System of Louisiana

Changes in Benefit Terms: Members whose first employment makes them eligible for membership in a Louisiana state retirement system on or after July 1, 2015 may retire with a 2.5% benefit factor after attaining the age of 62 with at least 5 years of service credit and are eligible for an actuarially reduced benefit with 20 years of service at any age. This benefit change raised the age requirement from 60 years of age for members hired after January 1, 2011. For 2018 and later, amounts included a 1.5% COLA, effective July 1, 2016 as provided by Acts 93 and 516 of the 2016 Louisiana Regular Legislative session.

Changes in assumptions: The following schedule is a detailed description of the changes in assumptions:

Report Date	Valuation Date	Investment Rate of Return	Inflation Rate	Mortality Non-disabled Active	Mortality Non-disabled Retiree	Mortality Disabled	Termination, Disability, Retirement	Salary Increases
June 30,								
2015, 2016, & 2017	2014, 2015, & 2016	7.75% (net of investment expense)	2.50% per annum	RP-2000 Mortality Table with projection to 2025 using scale AA	RP-2000 Mortality Table with projection to 2025 using scale AA	RP-2000 Disabled Lives Mortality Table	2008-2012 experience study	3.5% to 10.0%
2018	2017	7.70% per annum	2.50% per annum	RP-2000 Mortality Table with projection to 2025 using scale AA	RP-2000 Mortality Table with projection to 2025 using scale AA	RP-2000 Disabled Lives Mortality Table	2008-2012 experience study	3.5% to 10.0%
2019	2018	7.65% per annum	2.50% per annum	RP-2014 White Collar Employee tables, adjusted by 1.010 for males and by 0.997 for females ***	RP-2014 White Collar Healthy Annuitant tables, adjusted by 1.366 for males and by 1.189 for females ***	RP-2014 Disability tables, adjusted by 1.111 for males and by 1.134 for females ***	2012-2017 experience study	3.3% to 4.8%
2020	2019	7.55% per annum	2.50% per annum	RP-2014 White Collar Employee tables, adjusted by 1.010 for males and by 0.997 for females ***	RP-2014 White Collar Healthy Annuitant tables, adjusted by 1.366 for males and by 1.189 for females ***	RP-2014 Disability tables, adjusted by 1.111 for males and by 1.134 for females ***	2012-2017 experience study	3.3% to 4.8%
2021	2020	7.45% per annum	2.30% per annum	RP-2014 White Collar Employee tables, adjusted by 1.010 for males and by 0.997 for females ***	RP-2014 White Collar Healthy Annuitant tables, adjusted by 1.366 for males and by 1.189 for females ***	RP-2014 Disability tables, adjusted by 1.111 for males and by 1.134 for females ***	2012-2017 experience study	3.1% to 4.6%
2022	2021	7.40% (net of investment expense)	2.30% per annum	RP-2014 White Collar Employee tables, adjusted by 1.010 for males and by 0.997 for females ***	RP-2014 White Collar Healthy Annuitant tables, adjusted by 1.366 for males and by 1.189 for females ***	RP-2014 Disability tables, adjusted by 1.111 for males and by 1.134 for females ***	2012-2017 experience study	3.1% to 4.6%

(Concluded)

Claiborne Parish School Board

Budgetary Comparison Schedules

General Fund and Major Special Revenue Funds With Legally Adopted Annual Budgets

GENERAL FUND The general fund accounts for all activities of the School Board except those that are accounted for in other funds.

MAINTENANCE FUNDS The maintenance funds account for the proceeds of ad valorem taxes levied to maintain and improve school facilities in the parish. The Parishwide Maintenance Fund is financed by a Parish wide ad valorem tax levy to provide additional support to operate and maintain all school facilities in the parish. Districts No. 11, No. 13 and No. 26, Maintenance Funds are financed by an ad valorem tax levy for each district, which provides additional funds to operate and maintain school facilities in the respective districts.

EDUCATION STABILIZATION This program accounts for federal sources funded by the CARES Act and American Rescue Plan Act to assist the School Board in meeting the challenges in providing educational services as a result of the COVID-19 pandemic.

CLAIBORNE PARISH SCHOOL BOARD

**GENERAL FUND
Budgetary Comparison Schedule
For the Year Ended June 30, 2022**

Exhibit 3-1

	BUDGETED AMOUNTS		ACTUAL AMOUNTS	VARIANCE WITH FINAL BUDGET POSITIVE (NEGATIVE)
	ORIGINAL	FINAL		
REVENUES				
Local sources:				
Taxes:				
Ad valorem	\$ 2,711,625	\$ 2,553,170	\$ 2,553,170	\$ -
Sales and use	2,840,000	3,119,529	3,119,529	-
Interest earnings	139,000	103,763	103,763	-
Other	381,025	716,934	716,934	-
State sources:				
Equalization	13,273,922	13,319,617	13,319,617	-
Other	300,280	300,362	300,362	-
Federal sources	30,000	36,639	36,639	-
TOTAL REVENUES	19,675,852	20,150,014	20,150,014	-
EXPENDITURES				
Current:				
Instruction:				
Regular programs	7,582,400	7,670,567	7,735,433	(64,866)
Special programs	2,250,646	2,144,086	2,144,086	-
Other instructional programs	707,217	720,171	720,171	-
Support services:				
Student services	1,418,964	1,417,855	1,417,855	-
Instructional staff support	1,098,539	1,198,760	1,198,760	-
General administration	506,662	389,184	389,184	-
School administration	1,653,967	1,788,758	1,788,758	-
Business services	197,689	286,978	286,978	-
Plant services	1,281,004	1,549,450	1,549,450	-
Student transportation services	938,470	1,073,648	1,073,648	-
Central services	8,700	7,261	7,261	-
Food services	208,200	191,132	191,132	-
Community service programs	15,000	18,597	18,597	-
TOTAL EXPENDITURES	17,867,458	18,456,447	18,521,313	(64,866)
EXCESS (Deficiency) OF REVENUES OVER EXPENDITURES	\$ 1,808,394	\$ 1,693,567	\$ 1,628,701	\$ (64,866)

(CONTINUED)

CLAIBORNE PARISH SCHOOL BOARD

**GOVERNMENTAL FUNDS
Statement of Revenues, Expenditures,
and Changes in Fund Balances
For the Year Ended June 30, 2022**

Statement E

	<u>GENERAL</u>	<u>MAINTENANCE FUND</u>	<u>EDUCATION STABILIZATION</u>	<u>NONMAJOR GOVERNMENTAL</u>	<u>TOTAL</u>
OTHER FINANCING SOURCES (USES)					
Transfers in	\$ -	\$ 8,299	\$ -	\$ 227,467	\$ 235,766
Transfers out	(235,766)	-	-	-	(235,766)
Insurance recoveries	-	973,097	-	-	973,097
TOTAL OTHER FINANCING SOURCES (USES)	<u>(235,766)</u>	<u>981,396</u>	<u>-</u>	<u>227,467</u>	<u>973,097</u>
Net Change in Fund Balances	<u>1,392,935</u>	<u>1,177,924</u>	<u>-</u>	<u>119,832</u>	<u>2,690,691</u>
FUND BALANCES - BEGINNING AS ORIGINALLY STATED	14,057,661	3,223,105	-	1,398,512	18,679,278
Prior period adjustment	<u>(270,685)</u>	<u>-</u>	<u>-</u>	<u>-</u>	<u>(270,685)</u>
FUND BALANCES - BEGINNING, AS RESTATED	<u>13,786,976</u>	<u>3,223,105</u>	<u>-</u>	<u>1,398,512</u>	<u>18,408,593</u>
FUND BALANCES - ENDING	<u>\$ 15,179,911</u>	<u>\$ 4,401,029</u>	<u>\$ -</u>	<u>\$ 1,518,344</u>	<u>\$ 21,099,284</u>

(CONCLUDED)

See accompanying notes to the budgetary comparison schedules.

CLAIBORNE PARISH SCHOOL BOARD

**MAINTENANCE FUND
Budgetary Comparison Schedule
For the Year Ended June 30, 2022**

Exhibit 3-2

	BUDGETED AMOUNTS		ACTUAL AMOUNTS	VARIANCE WITH FINAL BUDGET POSITIVE (NEGATIVE)
	ORIGINAL	FINAL		
REVENUES				
Local sources:				
Taxes:				
Ad valorem	\$ 1,314,255	\$ 1,342,649	\$ 1,342,649	\$ -
Interest earnings	42,600	32,047	32,047	-
Other	-	25,464	594,610	569,146
State sources:				
Other	45,000	45,467	45,467	-
Federal sources	-	225,000	-	(225,000)
TOTAL REVENUES	1,401,855	1,670,627	2,014,773	344,146
EXPENDITURES				
Current:				
Instruction:				
Other instructional programs	-	1,487	1,487	-
Support services:				
General administration	45,250	75,192	75,192	-
School administration	10,000	6,380	6,377	3
Business services	-	1,435	1,435	-
Plant services	792,000	1,026,772	1,002,386	24,386
Student transportation services	350,300	489,410	489,410	-
Food services	25,000	5,026	5,026	-
Capital outlay	600,000	212,543	236,932	(24,389)
TOTAL EXPENDITURES	1,822,550	1,818,245	1,818,245	-
EXCESS (Deficiency) OF REVENUES OVER EXPENDITURES	(420,695)	(147,618)	196,528	344,146
OTHER FINANCING SOURCES (USES)				
Transfers in	56,000	58,299	8,299	(50,000)
Transfers out	(40,000)	(50,000)	-	50,000
Insurance recoveries	600,000	973,097	973,097	-
TOTAL OTHER FINANCING SOURCES (USES)	616,000	981,396	981,396	-
Net Change in Fund Balances	195,305	833,778	1,177,924	344,146
FUND BALANCES - BEGINNING	4,876,680	3,223,105	3,223,105	-
FUND BALANCES - ENDING	\$ 5,071,985	\$ 4,056,883	\$ 4,401,029	\$ 344,146

See accompanying notes to the budgetary comparison schedules.

CLAIBORNE PARISH SCHOOL BOARD

**EDUCATION STABILIZATION
Budgetary Comparison Schedule
For the Year Ended June 30, 2022**

Exhibit 3-3

	BUDGETED AMOUNTS		ACTUAL AMOUNTS	VARIANCE WITH FINAL BUDGET POSITIVE (NEGATIVE)
	ORIGINAL	FINAL		
REVENUES				
Federal sources	\$ -	\$ 3,038,484	\$ 3,213,984	\$ 175,500
TOTAL REVENUES	-	3,038,484	3,213,984	175,500
EXPENDITURES				
Current:				
Instruction:				
Regular programs	-	336,993	336,993	-
Special programs	-	43,694	43,695	(1)
Other instructional programs	-	1,040,448	1,040,448	-
Support services:				
Student services	-	16,986	16,986	-
Instructional staff support	-	186,393	186,392	1
General administration	-	381,725	381,725	-
School administration	-	17,921	17,921	-
Plant services	-	345,980	521,480	(175,500)
Student transportation services	-	641,323	641,323	-
Food services	-	11,171	11,171	-
Capital outlay	-	15,850	15,850	-
TOTAL EXPENDITURES	-	3,038,484	3,213,984	(175,500)
EXCESS (Deficiency) OF REVENUES OVER EXPENDITURES	-	-	-	-
FUND BALANCES - BEGINNING	-	-	-	-
FUND BALANCES - ENDING	\$ -	\$ -	\$ -	\$ -

***Note: Because this grant is a multi-year grant, the School Board budgeted original amounts of zero; however amended the budget throughout the year.

See accompanying notes to the budgetary comparison schedules.

Claiborne Parish School Board
Notes to the Budgetary Comparison Schedules
For the Year Ended June 30, 2022

A. BUDGETS

General Budget Practices The School Board follows these procedures in establishing the budgetary data reflected in the combined financial statements:

State statute requires budgets to be adopted for the general fund and all special revenue funds, except for the Student Activity Funds.

Each year prior to September, the Superintendent submits to the Board proposed annual budgets for the general fund and special revenue funds. Public hearings are conducted, prior to the Board's approval, to obtain taxpayer comments. The operating budgets include proposed expenditures and the means of financing them.

Appropriations (unexpended budget balances) lapse at year-end.

Formal budget integration (within the accounting records) is employed as a management control device. All budgets are controlled at the function level. Budget amounts included in the accompanying financial statements include the original adopted budget and all subsequent amendments. These revisions were considered insignificant by the Board.

Encumbrances Encumbrance accounting, under which purchase orders are recorded in order to reserve that portion of the applicable appropriation, is not employed. However, outstanding purchase orders are taken into consideration before expenditures are incurred in order to assure that applicable appropriations are not exceeded. There were no significant encumbrances at fiscal year-end.

Budget Basis of Accounting The major governmental funds' budgets are prepared on the modified accrual basis of accounting, a basis consistent with accounting principles generally accepted in the United States of America (GAAP). Budgeted amounts are originally adopted or amended by the Board. Legally, the Board must adopt a balanced budget; that is, total budgeted revenues and other financing sources including fund balance must equal or exceed total budgeted expenditures and other financing uses. State statutes require the Board to amend its budgets when revenues plus projected revenues within a fund are expected to be less than budgeted revenues by five percent or more and/or expenditures within a fund are expected to exceed budgeted expenditures by five percent or more. The School Board approves budgets at the function level and management can transfer amounts between line items within a function.

B. Excess of Expenditures over Appropriations in Individual funds: The following individual fund had actual expenditures over budgeted expenditures for the year ended June 30, 2022:

<u>Fund</u>	<u>Budget</u>	<u>Actual</u>	<u>Variance</u>
General Fund	\$ 18,456,447	\$ 18,521,313	\$ (64,866)
Education Stabilization	3,038,484	3,213,984	(175,500)

Claiborne Parish School Board

This page intentionally left blank.

**SUPPLEMENTARY INFORMATION:
COMBINING NONMAJOR GOVERNMENTAL
FUNDS**

CLAIBORNE PARISH SCHOOL BOARD

**NONMAJOR GOVERNMENTAL FUNDS
Combining Balance Sheet - By Fund Type
June 30, 2022**

Exhibit 4

	SPECIAL REVENUE	DEBT SERVICE	CAPITAL PROJECTS DISTRICT 13	TOTAL
ASSETS				
Cash and cash equivalents	\$ 1,522,051	\$ 9,259	\$ 2,727	\$ 1,534,037
Receivables	494,801	-	-	494,801
Inventory	31,294	-	-	31,294
TOTAL ASSETS	2,048,146	9,259	2,727	2,060,132
LIABILITIES AND FUND BALANCES				
Liabilities:				
Accounts, salaries and other payables	195,996	-	-	195,996
Interfund payables	345,792	-	-	345,792
TOTAL LIABILITIES	541,788	-	-	541,788
Fund Balances:				
Nonspendable	31,294	-	-	31,294
Restricted	1,475,064	9,259	-	1,484,323
Committed	-	-	2,727	2,727
TOTAL FUND BALANCES	1,506,358	9,259	2,727	1,518,344
TOTAL LIABILITIES AND FUND BALANCES	\$ 2,048,146	\$ 9,259	\$ 2,727	\$ 2,060,132

CLAIBORNE PARISH SCHOOL BOARD

**NONMAJOR GOVERNMENTAL FUNDS
Combining Statement of Revenues, Expenditures,
and Changes in Fund Balances - By Fund Type
For the Year Ended June 30, 2022**

Exhibit 5

	<u>SPECIAL REVENUE</u>	<u>DEBT SERVICE</u>	<u>CAPITAL PROJECTS DISTRICT 13</u>	<u>TOTAL</u>
REVENUES				
Local sources:				
Taxes:				
Ad valorem	\$ -	\$ 388,322	\$ -	\$ 388,322
Interest earnings	2,996	1,008	18	4,022
Food service	85,856	-	-	85,856
Other	762,430	-	-	762,430
State sources:				
Equalization	25,000	-	-	25,000
Federal sources	3,638,427	-	-	3,638,427
TOTAL REVENUES	4,514,709	389,330	18	4,904,057
EXPENDITURES				
Current:				
Instruction:				
Regular programs	21,240	-	-	21,240
Special programs	330,268	-	-	330,268
Other instructional programs	1,648,918	-	-	1,648,918
Support services:				
Student services	106,021	-	-	106,021
Instructional staff support	613,612	-	-	613,612
General administration	30,336	13,487	-	43,823
School administration	245,083	-	-	245,083
Student transportation services	79	-	-	79
Food services	1,415,972	-	-	1,415,972
Debt service:				
Principal retirement	-	570,000	-	570,000
Interest and bank charges	-	16,676	-	16,676
TOTAL EXPENDITURES	4,411,529	600,163	-	5,011,692
EXCESS (Deficiency) OF REVENUES OVER EXPENDITURES	103,180	(210,833)	18	(107,635)
OTHER FINANCING SOURCES (USES)				
Transfers in	227,467	-	-	227,467
Net Change in Fund Balances	330,647	(210,833)	18	119,832
FUND BALANCES - BEGINNING	1,175,711	220,092	2,709	1,398,512
FUND BALANCES - ENDING	\$ 1,506,358	\$ 9,259	\$ 2,727	\$ 1,518,344

Claiborne Parish School Board

This page intentionally left blank.

**Claiborne Parish School Board
Nonmajor Special Revenue Funds**

SCHOOL FOOD SERVICE This program assists school boards through cash grants and food donations in providing a nutritious breakfast and lunch service for school students and encourages the domestic consumption of nutritious agricultural commodities.

SPECIAL EDUCATION This program was designed to provide grants to states to assist them in providing a free appropriate education to all children with exceptionalities.

TITLE I This program accounts for federal sources and was designed to improve educational opportunities of educationally deprived children by helping them succeed in the regular school program, attain grade level proficiency and improve achievement in basic and more advanced skills. Primarily for provision of compensatory instructional activities to educationally deprived children that reside in low-income areas and have been selected on the basis of a needs assessment, services supplement, not supplant, those normally provided by state and local educational agencies.

TITLE II This program provides funds to the School Board for projects that are designed to improve the skills of teachers and instruction in the areas of mathematics, science, computer learning, and foreign languages and to increase the accessibility of such instruction to all students.

RURAL EDUCATION ACHIEVEMENT PROGRAM This program was designed to provide financial assistance to rural districts to carry out activities to help improve the quality of teaching and learning.

VOCATIONAL EDUCATION This program was designed to make the United States more competitive in the world economy by developing more fully the academic and occupational skills of all segments of the population, principally through concentrating resources on improving education programs leading to academic and occupational skills needed to work in a technologically advanced society.

PRESCHOOL This fund is designed to provide grants to assist states in providing free appropriate public education to preschool children with exceptionalities age three through five years.

STRIVING READERS COMPREHENSIVE LITERACY This program was designed to advance literacy skills, including pre-literacy skills, reading and writing for students from birth through 12th grade, including limited - English- proficient students and students with disabilities.

DIRECT STUDENT SERVICES This program is part of Title I and is used for direct services to students in gaining access to academic courses, credentials, and services that are not otherwise available at their schools.

STUDENT SUPPORT AND ACADEMIC ENRICHMENT This program was designed to provide all students with access to a well-rounded education, improve school conditions for student learning, and improve the use of technology in order to improve the academic achievement and digital literacy for students.

EARLY CHILDHOOD This program is to be used for the purpose of cleaning and sanitation, and other activities necessary to maintain or resume the operation of programs, including for fixed costs and increased operating expenses paid with the Child Care and Development Block Grant funds.

STUDENT ACTIVITY FUNDS This fund accounts for the student activity funds for each of the schools within the School District.

CLAIBORNE PARISH SCHOOL BOARD

NONMAJOR SPECIAL REVENUE FUNDS

Combining Balance Sheet

June 30, 2022

	SCHOOL FOOD SERVICE	SPECIAL EDUCATION	TITLE I	TITLE II	RURAL EDUCATION ACHIEVEMENT PROGRAM
ASSETS					
Cash and cash equivalents	\$ 927,366	\$ -	\$ -	\$ -	\$ -
Receivables	21,018	176,599	223,259	13,911	27,834
Inventory	31,294	-	-	-	-
TOTAL ASSETS	979,678	176,599	223,259	13,911	27,834
LIABILITIES AND FUND BALANCES					
Liabilities:					
Accounts, salaries and other payables	68,005	39,558	85,559	-	-
Interfund payables	-	137,041	137,700	13,911	27,834
TOTAL LIABILITIES	68,005	176,599	223,259	13,911	27,834
Fund Balances:					
Nonspendable	31,294	-	-	-	-
Restricted	880,379	-	-	-	-
TOTAL FUND BALANCES	911,673	-	-	-	-
TOTAL LIABILITIES AND FUND BALANCES	\$ 979,678	\$ 176,599	\$ 223,259	\$ 13,911	\$ 27,834

Exhibit 6

VOCATIONAL EDUCATION	PRESCHOOL	STRIVING READERS COMPREHENSIVE LITERACY	DIRECT STUDENT SERVICES	STUDENT SUPPORT AND ACADEMIC ENRICHMENT	EARLY CHILDHOOD	STUDENT ACTIVITY FUNDS	TOTAL
\$ -	\$ -	\$ -	\$ -	\$ -	\$ -	\$ 594,685	\$ 1,522,051
-	10,952	-	11,400	9,514	314	-	494,801
-	-	-	-	-	-	-	31,294
-	10,952	-	11,400	9,514	314	594,685	2,048,146
-	2,874	-	-	-	-	-	195,996
-	8,078	-	11,400	9,514	314	-	345,792
-	10,952	-	11,400	9,514	314	-	541,788
-	-	-	-	-	-	-	31,294
-	-	-	-	-	-	594,685	1,475,064
-	-	-	-	-	-	594,685	1,506,358
\$ -	\$ 10,952	\$ -	\$ 11,400	\$ 9,514	\$ 314	\$ 594,685	\$ 2,048,146

CLAIBORNE PARISH SCHOOL BOARD
NONMAJOR SPECIAL REVENUE FUNDS
Combining Statement of Revenues, Expenditures,
and Changes in Fund Balances
For the Year Ended June 30, 2022

REVENUES	SCHOOL FOOD SERVICE	SPECIAL EDUCATION	TITLE I	TITLE II	RURAL EDUCATION ACHIEVEMENT PROGRAM
Local sources:					
Interest earnings	\$ 2,996	\$ -	\$ -	\$ -	\$ -
Food service	85,856	-	-	-	-
Other	-	-	-	-	-
State sources:					
Equalization	25,000	-	-	-	-
Federal sources	1,369,787	615,099	1,430,846	72,736	49,076
TOTAL REVENUES	1,483,639	615,099	1,430,846	72,736	49,076
EXPENDITURES					
Current:					
Instruction:					
Regular programs	-	-	-	-	21,240
Special programs	-	286,507	-	-	-
Other instructional programs	-	-	1,105,247	-	27,836
Support services:					
Student services	-	104,672	-	-	-
Instructional staff support	-	199,167	325,599	69,925	-
General administration	-	24,674	-	2,811	-
School administration	-	-	-	-	-
Student transportation services	-	79	-	-	-
Food services	1,415,972	-	-	-	-
TOTAL EXPENDITURES	1,415,972	615,099	1,430,846	72,736	49,076
EXCESS (Deficiency) OF REVENUES OVER EXPENDITURES	67,667	-	-	-	-
OTHER FINANCING SOURCES (USES)					
Transfers in	227,467	-	-	-	-
Net Change in Fund Balances	295,134	-	-	-	-
FUND BALANCES - BEGINNING	616,539	-	-	-	-
FUND BALANCES - ENDING	\$ 911,673	\$ -	\$ -	\$ -	\$ -

Exhibit 7

VOCATIONAL EDUCATION	PRESCHOOL	STRIVING READERS COMPREHENSIVE LITERACY	DIRECT STUDENT SERVICES	STUDENT SUPPORT AND ACADEMIC ENRICHMENT	EARLY CHILDHOOD	STUDENT ACTIVITY FUNDS	TOTAL
\$ -	\$ -	\$ -	\$ -	\$ -	\$ -	\$ -	\$ 2,996
-	-	-	-	-	-	-	85,856
-	-	-	-	-	-	762,430	762,430
-	-	-	-	-	-	-	25,000
20,196	42,903	2,169	15,393	16,479	3,743	-	3,638,427
20,196	42,903	2,169	15,393	16,479	3,743	762,430	4,514,709
-	-	-	-	-	-	-	21,240
-	40,781	-	-	-	2,980	-	330,268
18,847	-	-	-	15,154	-	481,834	1,648,918
1,349	-	-	-	-	-	-	106,021
-	-	2,169	15,393	759	600	-	613,612
-	2,122	-	-	566	163	-	30,336
-	-	-	-	-	-	245,083	245,083
-	-	-	-	-	-	-	79
-	-	-	-	-	-	-	1,415,972
20,196	42,903	2,169	15,393	16,479	3,743	726,917	4,411,529
-	-	-	-	-	-	35,513	103,180
-	-	-	-	-	-	-	227,467
-	-	-	-	-	-	35,513	330,647
-	-	-	-	-	-	559,172	1,175,711
\$ -	\$ -	\$ -	\$ -	\$ -	\$ -	\$ 594,685	\$ 1,506,358

CLAIBORNE PARISH SCHOOL BOARD
NONMAJOR SPECIAL REVENUE FUNDS
Schedule of Revenues, Expenditures, and Changes
in Fund Balance - Budget (GAAP Basis) and Actual
For the Year Ended June 30, 2022

Exhibit 8-1

*****SCHOOL FOOD SERVICE*****

	BUDGET	ACTUAL	VARIANCE OVER (UNDER)
REVENUES			
Local sources:			
Interest earnings	\$ 2,996	\$ 2,996	\$ -
Food service	85,856	85,856	-
State sources:			
Equalization	25,000	25,000	-
Federal sources	1,369,787	1,369,787	-
TOTAL REVENUES	1,483,639	1,483,639	-
EXPENDITURES			
Current:			
Food services	1,419,560	1,415,972	3,588
TOTAL EXPENDITURES	1,419,560	1,415,972	3,588
EXCESS (Deficiency) OF REVENUES OVER EXPENDITURES	64,079	67,667	3,588
OTHER FINANCING SOURCES (USES)			
Transfers in	227,467	227,467	-
Net Change in Fund Balances	291,546	295,134	3,588
FUND BALANCES - BEGINNING	616,539	616,539	-
FUND BALANCES - ENDING	\$ 908,085	\$ 911,673	\$ 3,588

CLAIBORNE PARISH SCHOOL BOARD

**NONMAJOR SPECIAL REVENUE FUNDS
Schedule of Revenues, Expenditures, and Changes
in Fund Balance - Budget (GAAP Basis) and Actual
For the Year Ended June 30, 2022**

Exhibit 8-2

*****SPECIAL EDUCATION*****

	<u>BUDGET</u>	<u>ACTUAL</u>	<u>VARIANCE OVER (UNDER)</u>
REVENUES			
Federal sources	\$ 615,099	\$ 615,099	\$ -
TOTAL REVENUES	<u>615,099</u>	<u>615,099</u>	<u>-</u>
EXPENDITURES			
Current:			
Instruction:			
Special programs	286,507	286,507	-
Support services:			
Student services	104,672	104,672	-
Instructional staff support	199,167	199,167	-
General administration	24,674	24,674	-
Student transportation services	<u>79</u>	<u>79</u>	<u>-</u>
TOTAL EXPENDITURES	<u>615,099</u>	<u>615,099</u>	<u>-</u>
FUND BALANCES - BEGINNING	<u>-</u>	<u>-</u>	<u>-</u>
FUND BALANCES - ENDING	<u>\$ -</u>	<u>\$ -</u>	<u>\$ -</u>

CLAIBORNE PARISH SCHOOL BOARD
NONMAJOR SPECIAL REVENUE FUNDS
Schedule of Revenues, Expenditures, and Changes
in Fund Balance - Budget (GAAP Basis) and Actual
For the Year Ended June 30, 2022

Exhibit 8-3

*****TITLE I*****

	BUDGET	ACTUAL	VARIANCE OVER (UNDER)
REVENUES			
Federal sources	\$ 1,430,846	\$ 1,430,846	\$ -
TOTAL REVENUES	1,430,846	1,430,846	-
EXPENDITURES			
Current:			
Instruction:			
Other instructional programs	1,105,247	1,105,247	-
Support services:			
Instructional staff support	325,599	325,599	-
TOTAL EXPENDITURES	1,430,846	1,430,846	-
Net Change in Fund Balances	-	-	-
FUND BALANCES - BEGINNING	-	-	-
FUND BALANCES - ENDING	\$ -	\$ -	\$ -

CLAIBORNE PARISH SCHOOL BOARD

**NONMAJOR SPECIAL REVENUE FUNDS
Schedule of Revenues, Expenditures, and Changes
in Fund Balance - Budget (GAAP Basis) and Actual
For the Year Ended June 30, 2022**

Exhibit 8-4

*****TITLE II*****

	<u>BUDGET</u>	<u>ACTUAL</u>	<u>VARIANCE OVER (UNDER)</u>
REVENUES			
Federal sources	\$ 72,736	\$ 72,736	\$ -
TOTAL REVENUES	<u>72,736</u>	<u>72,736</u>	<u>-</u>
EXPENDITURES			
Current:			
Support services:			
Instructional staff support	69,925	69,925	-
General administration	<u>2,811</u>	<u>2,811</u>	<u>-</u>
TOTAL EXPENDITURES	<u>72,736</u>	<u>72,736</u>	<u>-</u>
Net Change in Fund Balances	-	-	-
FUND BALANCES - BEGINNING	<u>-</u>	<u>-</u>	<u>-</u>
FUND BALANCES - ENDING	<u><u>\$ -</u></u>	<u><u>\$ -</u></u>	<u><u>\$ -</u></u>

CLAIBORNE PARISH SCHOOL BOARD

**NONMAJOR SPECIAL REVENUE FUNDS
Schedule of Revenues, Expenditures, and Changes
in Fund Balance - Budget (GAAP Basis) and Actual
For the Year Ended June 30, 2022**

Exhibit 8-5

*****RURAL EDUCATION ACHIEVEMENT PROGRAM*****

	<u>BUDGET</u>	<u>ACTUAL</u>	<u>VARIANCE OVER (UNDER)</u>
REVENUES			
Federal sources	\$ 49,076	\$ 49,076	\$ -
TOTAL REVENUES	<u>49,076</u>	<u>49,076</u>	<u>-</u>
EXPENDITURES			
Current:			
Instruction:			
Regular programs	21,240	21,240	-
Other instructional programs	27,836	27,836	-
TOTAL EXPENDITURES	<u>49,076</u>	<u>49,076</u>	<u>-</u>
EXCESS (Deficiency) OF REVENUES OVER EXPENDITURES	-	-	-
FUND BALANCES - BEGINNING	<u>-</u>	<u>-</u>	<u>-</u>
FUND BALANCES - ENDING	<u><u>\$ -</u></u>	<u><u>\$ -</u></u>	<u><u>\$ -</u></u>

CLAIBORNE PARISH SCHOOL BOARD
NONMAJOR SPECIAL REVENUE FUNDS
Schedule of Revenues, Expenditures, and Changes
in Fund Balance - Budget (GAAP Basis) and Actual
For the Year Ended June 30, 2022

Exhibit 8-6

*****VOCATIONAL EDUCATION*****

	BUDGET	ACTUAL	VARIANCE OVER (UNDER)
REVENUES			
Federal sources	\$ 20,196	\$ 20,196	\$ -
TOTAL REVENUES	20,196	20,196	-
EXPENDITURES			
Current:			
Instruction:			
Other instructional programs	18,847	18,847	-
Support services:			
Student services	1,349	1,349	-
TOTAL EXPENDITURES	20,196	20,196	-
EXCESS (Deficiency) OF REVENUES OVER EXPENDITURES	-	-	-
FUND BALANCES - BEGINNING	-	-	-
FUND BALANCES - ENDING	\$ -	\$ -	\$ -

CLAIBORNE PARISH SCHOOL BOARD

**NONMAJOR SPECIAL REVENUE FUNDS
Schedule of Revenues, Expenditures, and Changes
in Fund Balance - Budget (GAAP Basis) and Actual
For the Year Ended June 30, 2022**

Exhibit 8-7

*****PRESCHOOL*****

	<u>BUDGET</u>	<u>ACTUAL</u>	<u>VARIANCE OVER (UNDER)</u>
REVENUES			
Federal sources	\$ 42,903	\$ 42,903	\$ -
TOTAL REVENUES	<u>42,903</u>	<u>42,903</u>	<u>-</u>
EXPENDITURES			
Current:			
Instruction:			
Special programs	40,781	40,781	-
Support services:			
General administration	<u>2,122</u>	<u>2,122</u>	<u>-</u>
TOTAL EXPENDITURES	<u>42,903</u>	<u>42,903</u>	<u>-</u>
EXCESS (Deficiency) OF REVENUES OVER EXPENDITURES	-	-	-
FUND BALANCES - BEGINNING	<u>-</u>	<u>-</u>	<u>-</u>
FUND BALANCES - ENDING	<u><u>\$ -</u></u>	<u><u>\$ -</u></u>	<u><u>\$ -</u></u>

CLAIBORNE PARISH SCHOOL BOARD

**NONMAJOR SPECIAL REVENUE FUNDS
Schedule of Revenues, Expenditures, and Changes
in Fund Balance - Budget (GAAP Basis) and Actual
For the Year Ended June 30, 2022**

Exhibit 8-8

STRIVING READERS COMPREHENSIVE LITERACY

	<u>BUDGET</u>	<u>ACTUAL</u>	<u>VARIANCE OVER (UNDER)</u>
REVENUES			
Federal sources	\$ 2,169	\$ 2,169	\$ -
TOTAL REVENUES	<u>2,169</u>	<u>2,169</u>	<u>-</u>
EXPENDITURES			
Current:			
Support services:			
Instructional staff support	<u>2,169</u>	<u>2,169</u>	<u>-</u>
TOTAL EXPENDITURES	<u>2,169</u>	<u>2,169</u>	<u>-</u>
EXCESS (Deficiency) OF REVENUES OVER EXPENDITURES	-	-	-
FUND BALANCES - BEGINNING	<u>-</u>	<u>-</u>	<u>-</u>
FUND BALANCES - ENDING	<u><u>\$ -</u></u>	<u><u>\$ -</u></u>	<u><u>\$ -</u></u>

CLAIBORNE PARISH SCHOOL BOARD

**NONMAJOR SPECIAL REVENUE FUNDS
Schedule of Revenues, Expenditures, and Changes
in Fund Balance - Budget (GAAP Basis) and Actual
For the Year Ended June 30, 2022**

Exhibit 8-9

*****DIRECT STUDENT SERVICES*****

	<u>BUDGET</u>	<u>ACTUAL</u>	<u>VARIANCE OVER (UNDER)</u>
REVENUES			
Federal sources	\$ 15,393	\$ 15,393	\$ -
TOTAL REVENUES	<u>15,393</u>	<u>15,393</u>	<u>-</u>
EXPENDITURES			
Current:			
Support services:			
Instructional staff support	<u>15,393</u>	<u>15,393</u>	<u>-</u>
TOTAL EXPENDITURES	<u>15,393</u>	<u>15,393</u>	<u>-</u>
EXCESS (Deficiency) OF REVENUES OVER EXPENDITURES	-	-	-
FUND BALANCES - BEGINNING	<u>-</u>	<u>-</u>	<u>-</u>
FUND BALANCES - ENDING	<u><u>\$ -</u></u>	<u><u>\$ -</u></u>	<u><u>\$ -</u></u>

CLAIBORNE PARISH SCHOOL BOARD

**NONMAJOR SPECIAL REVENUE FUNDS
Schedule of Revenues, Expenditures, and Changes
in Fund Balance - Budget (GAAP Basis) and Actual
For the Year Ended June 30, 2022**

Exhibit 8-10

****STUDENT SUPPORT AND ACADEMIC ENRICHMENT****

	BUDGET	ACTUAL	VARIANCE OVER (UNDER)
REVENUES			
Federal sources	\$ 16,479	\$ 16,479	\$ -
TOTAL REVENUES	16,479	16,479	-
EXPENDITURES			
Current:			
Instruction:			
Other instructional programs	15,154	15,154	-
Support services:			
Instructional staff support	759	759	-
General administration	566	566	-
TOTAL EXPENDITURES	16,479	16,479	-
EXCESS (Deficiency) OF REVENUES OVER EXPENDITURES	-	-	-
FUND BALANCES - BEGINNING	-	-	-
FUND BALANCES - ENDING	\$ -	\$ -	\$ -

CLAIBORNE PARISH SCHOOL BOARD
NONMAJOR SPECIAL REVENUE FUNDS
Schedule of Revenues, Expenditures, and Changes
in Fund Balance - Budget (GAAP Basis) and Actual
For the Year Ended June 30, 2022

Exhibit 8-11

*****EARLY CHILDHOOD*****

	BUDGET	ACTUAL	VARIANCE OVER (UNDER)
REVENUES			
Federal sources	\$ 3,743	\$ 3,743	\$ -
TOTAL REVENUES	3,743	3,743	-
EXPENDITURES			
Current:			
Instruction:			
Special programs	2,980	2,980	-
Support services:			
Instructional staff support	600	600	-
General administration	163	163	-
TOTAL EXPENDITURES	3,743	3,743	-
EXCESS (Deficiency) OF REVENUES OVER EXPENDITURES	-	-	-
FUND BALANCES - BEGINNING	-	-	-
FUND BALANCES - ENDING	\$ -	\$ -	\$ -

**Claiborne Parish School Board
Nonmajor Debt Service Funds**

DISTRICT NO. 11 (2010 ISSUE) and DISTRICT NO. 13 (2010 ISSUE) The debt service funds are used to accumulate monies to pay outstanding bond issues. The bonds were issued by the respective school districts to acquire lands for building sites and to purchase, erect, and improve school buildings, equipment, and furnishings. The bond issues are financed by an ad valorem tax on property within the territorial boundaries of the respective wards.

CLAIBORNE PARISH SCHOOL BOARD

NONMAJOR DEBT SERVICE FUNDS
Combining Balance Sheet
June 30, 2022

Exhibit 9

	<u>DISTRICT NO. 11</u>	<u>DISTRICT NO. 13</u>	<u>TOTAL</u>
ASSETS			
Cash and cash equivalents	<u>\$ 7,836</u>	<u>\$ 1,423</u>	<u>\$ 9,259</u>
TOTAL ASSETS	<u>7,836</u>	<u>1,423</u>	<u>9,259</u>
FUND BALANCES			
Restricted	<u>7,836</u>	<u>1,423</u>	<u>9,259</u>
TOTAL FUND BALANCES	<u>\$ 7,836</u>	<u>\$ 1,423</u>	<u>\$ 9,259</u>
TOTAL LIABILITIES AND FUND BALANCES	<u>\$ 7,836</u>	<u>\$ 1,423</u>	<u>\$ 9,259</u>

CLAIBORNE PARISH SCHOOL BOARD

**NONMAJOR DEBT SERVICE FUNDS
Combining Statement of Revenues, Expenditures,
and Changes in Fund Balances
For the Year Ended June 30, 2022**

Exhibit 10

	<u>DISTRICT NO. 11</u>	<u>DISTRICT NO. 13</u>	<u>TOTAL</u>
REVENUES			
Local sources:			
Taxes:			
Ad valorem	\$ -	\$ 388,322	\$ 388,322
Interest earnings	52	956	1,008
	<u>52</u>	<u>389,278</u>	<u>389,330</u>
TOTAL REVENUES	<u>52</u>	<u>389,278</u>	<u>389,330</u>
EXPENDITURES			
Current:			
Support services:			
General administration	-	13,487	13,487
Debt service:			
Principal retirement	-	570,000	570,000
Interest and bank charges	-	16,676	16,676
	<u>-</u>	<u>600,163</u>	<u>600,163</u>
TOTAL EXPENDITURES	<u>-</u>	<u>600,163</u>	<u>600,163</u>
EXCESS (Deficiency) OF REVENUES OVER EXPENDITURES	52	(210,885)	(210,833)
FUND BALANCES - BEGINNING	<u>7,784</u>	<u>212,308</u>	<u>220,092</u>
FUND BALANCES - ENDING	<u>\$ 7,836</u>	<u>\$ 1,423</u>	<u>\$ 9,259</u>

**Claiborne Parish School Board
Custodial Funds**

SALES TAX COLLECTION The sales tax collection accounts for monies collected on behalf of the other taxing authorities in Claiborne Parish. Upon receipt of sales tax returns and monies, the School Board remits a check to the other authorities monthly.

PROTESTED SALES TAX This fund is used to account for collections of sales tax receipts that are paid under protest and are set aside until the protest has been resolved.

CLAIBORNE PARISH SCHOOL BOARD

CUSTODIAL FUNDS

**Combining Statement of Fiduciary Net Position for Custodial Funds
June 30, 2022**

Exhibit 11

	<u>SALES TAX COLLECTION</u>	<u>PROTESTED SALES TAX</u>	<u>TOTAL</u>
ASSETS			
Cash and cash equivalents	\$ -	\$ 124,677	\$ 124,677
Accounts receivable	328,863	-	328,863
Total Assets	<u>328,863</u>	<u>124,677</u>	<u>453,540</u>
LIABILITIES			
Deposits due to local governments	<u>328,863</u>	-	<u>328,863</u>
Total Liabilities	<u>328,863</u>	-	<u>328,863</u>
NET POSITION			
Individuals, organizations, and other governments	<u>-</u>	<u>124,677</u>	<u>124,677</u>
TOTAL NET POSITION	<u>\$ -</u>	<u>\$ 124,677</u>	<u>\$ 124,677</u>

CLAIBORNE PARISH SCHOOL BOARD

CUSTODIAL FUNDS

**Combining Statement of Changes in Fiduciary Net Position for Custodial Funds
For the Year Ended June 30, 2022**

Exhibit 12

	<u>SALES TAX FUND</u>	<u>PROTESTED SALES TAX FUND</u>	<u>TOTAL</u>
ADDITIONS			
Sales tax collections for other governments	\$ 4,341,748	\$ 4,904	\$ 4,346,652
TOTAL ADDITIONS	<u>4,341,748</u>	<u>4,904</u>	<u>4,346,652</u>
DEDUCTIONS			
Payments of sales tax to other governments	<u>4,341,748</u>	<u>-</u>	<u>4,341,748</u>
TOTAL DEDUCTIONS	<u>4,341,748</u>	<u>-</u>	<u>4,341,748</u>
Net increase (decrease) in fiduciary net position	-	4,904	4,904
NET POSITION - Beginning	<u>-</u>	<u>119,773</u>	<u>119,773</u>
NET POSITION - Ending	<u>\$ -</u>	<u>\$ 124,677</u>	<u>\$ 124,677</u>

GENERAL INFORMATION

CLAIBORNE PARISH SCHOOL BOARD

**SCHOOL ACTIVITIES FUND
Schedule of Changes in Fund Balances
For the Year Ended June 30, 2022**

Exhibit 13

<u>SCHOOL</u>	<u>Balance, Beginning</u>	<u>Additions</u>	<u>Deductions</u>	<u>Balance, Ending</u>
Haynesville Elementary	\$ 48,605	\$ 23,714	\$ 31,023	\$ 41,296
Haynesville Junior/Senior High	119,489	213,042	214,096	118,435
Homer Elementary	122,029	47,526	47,125	122,430
Homer Junior High	44,509	67,674	54,553	57,630
Homer High	85,843	288,520	270,418	103,945
Summerfield High	138,697	121,954	109,702	150,949
Totals	<u>\$ 559,172</u>	<u>\$ 762,430</u>	<u>\$ 726,917</u>	<u>\$ 594,685</u>

**Claiborne Parish School Board
Schedule of Compensation Paid Board Members
For the Year Ended June 30, 2022**

Exhibit 14

The schedule of compensation paid School Board members is in compliance with House Concurrent Resolution No. 54 of the 1979 Session of the Louisiana Legislature. Compensation of the School Board members is included in the general administrative expenditures of the general fund. In accordance with Louisiana Revised Statute 17:56, the School Board members have elected the monthly payment method of compensation.

<u>Board Member</u>	<u>Amount</u>
Mr. William H. Maddox, President	\$ 4,800
Mr. Chris Chandler	4,800
Ms. Yolanda Coleman	4,800
Mr. Thomas E. Davidson	4,800
Dr. Robert R. Haynes	4,800
Ms. Linda Knox	4,800
Mr. Danny Lee	4,800
Mrs. Shelley Malsam	4,800
Mrs. Vera R. Walker Meadors, Vice President	4,000
Mr. Norman Meadors	400
Mr. Terry Willis	<u>4,800</u>
Total	<u>\$ 47,600</u>

**Claiborne Parish School Board
Schedule of Compensation, Benefits and Other Payments
to Agency Head (Superintendent)
For the Year Ended June 30, 2022**

Exhibit 15

Agency Head Name: William Kennedy, Jr., Superintendent

<u>Purpose</u>	<u>Amount</u>
Salary	\$103,893
Benefits - insurance	7,948
Benefits - retirement	29,205
Benefits - Medicare	1,680
Car allowance	12,000
Cell phone	1,353
Conference travel	7,236
Registration fees	944
Dues and subscriptions	805

Claiborne Parish School Board

OTHER SCHEDULES

CLAIBORNE PARISH SCHOOL BOARD

**MAINTENANCE FUND ACCOUNTS
Combining Balance Sheet
June 30, 2022**

Exhibit 16

	<u>PARISHWIDE</u>	<u>HAYNESVILLE DISTRICT 11</u>	<u>HOMER DISTRICT 13</u>	<u>SUMMERFIELD DISTRICT 26</u>	<u>TOTAL</u>
ASSETS					
Cash and cash equivalents	\$ 1,357,929	\$ 68,487	\$ 2,762,750	\$ 158,863	\$ 4,348,029
Receivables	-	-	444,849	-	444,849
TOTAL ASSETS	<u>1,357,929</u>	<u>68,487</u>	<u>3,207,599</u>	<u>158,863</u>	<u>4,792,878</u>
LIABILITIES AND FUND BALANCES					
Liabilities:					
Accounts, salaries and other payables	46,965	1,345	343,239	300	391,849
TOTAL LIABILITIES	<u>46,965</u>	<u>1,345</u>	<u>343,239</u>	<u>300</u>	<u>391,849</u>
Fund Balances:					
Restricted	1,310,964	67,142	2,864,360	158,563	4,401,029
TOTAL FUND BALANCES	<u>1,310,964</u>	<u>67,142</u>	<u>2,864,360</u>	<u>158,563</u>	<u>4,401,029</u>
TOTAL LIABILITIES AND FUND BALANCES	<u>\$ 1,357,929</u>	<u>\$ 68,487</u>	<u>\$ 3,207,599</u>	<u>\$ 158,863</u>	<u>\$ 4,792,878</u>

Note: For reporting purposes in Governmental Fund Financial Statements, these funds are reported in a single column titled Maintenance Fund, and any activity between these funds is netted to avoid grossing up balances. Such activity is not netted for Exhibit 16 and Exhibit 17.

CLAIBORNE PARISH SCHOOL BOARD

**MAINTENANCE FUND ACCOUNTS
Combining Statement of Revenues, Expenditures,
and Changes in Fund Balances
For the Year Ended June 30, 2022**

Exhibit 17

	<u>PARISHWIDE</u>	<u>HAYNESVILLE DISTRICT 11</u>	<u>HOMER DISTRICT 13</u>	<u>SUMMERFIELD DISTRICT 26</u>	<u>TOTAL</u>
REVENUES					
Local sources:					
Taxes:					
Ad valorem	\$ 618,492	\$ 128,282	\$ 360,844	\$ 235,031	\$ 1,342,649
Interest earnings	9,554	159	21,775	559	32,047
Other	4,988	12,500	577,122	-	594,610
State sources:					
Other	19,443	3,764	22,260	-	45,467
TOTAL REVENUES	<u>652,477</u>	<u>144,705</u>	<u>982,001</u>	<u>235,590</u>	<u>2,014,773</u>
EXPENDITURES					
Current:					
Instruction:					
Other instructional programs	-	-	1,487	-	1,487
Support services:					
General administration	21,412	4,417	41,256	8,107	75,192
School administration	5,671	-	706	-	6,377
Business services	1,435	-	-	-	1,435
Plant services	561,232	144,923	246,823	49,408	1,002,386
Student transportation services	489,410	-	-	-	489,410
Food services	-	4,635	391	-	5,026
Capital outlay	15,483	-	221,449	-	236,932
TOTAL EXPENDITURES	<u>1,094,643</u>	<u>153,975</u>	<u>512,112</u>	<u>57,515</u>	<u>1,818,245</u>
EXCESS (Deficiency) OF REVENUES OVER EXPENDITURES	<u>(442,166)</u>	<u>(9,270)</u>	<u>469,889</u>	<u>178,075</u>	<u>196,528</u>
OTHER FINANCING SOURCES (USES)					
Transfers in (out)	58,299	-	-	(50,000)	8,299
Insurance recoveries	-	-	973,097	-	973,097
TOTAL OTHER FINANCING SOURCES (USES)	<u>58,299</u>	<u>-</u>	<u>973,097</u>	<u>(50,000)</u>	<u>981,396</u>
Net Change in Fund Balances	<u>(383,867)</u>	<u>(9,270)</u>	<u>1,442,986</u>	<u>128,075</u>	<u>1,177,924</u>
FUND BALANCES - BEGINNING	<u>1,694,831</u>	<u>76,412</u>	<u>1,421,374</u>	<u>30,488</u>	<u>3,223,105</u>
FUND BALANCES - ENDING	<u>\$ 1,310,964</u>	<u>\$ 67,142</u>	<u>\$ 2,864,360</u>	<u>\$ 158,563</u>	<u>\$ 4,401,029</u>

Claiborne Parish School Board

This page intentionally left blank.

STATISTICAL SECTION

**Claiborne Parish School Board
Statistical Section
Contents**

	<u>Table Number</u>	<u>Page Number</u>
Financial Trends		
These schedules contain trend information to help the reader understand how the School Board's financial performance and well being has changed over time.		
Net Position by Component	1	131
Changes in Net Position	2	132
Fund Balances of Governmental Funds	3	133
Changes in Fund Balances of Governmental Funds	4	134
Revenue Capacity		
These schedules contain information to help the reader assess the School Board's most significant local revenue sources, property tax and sales tax.		
Assessed Value and Estimated Actual Value of Taxable Property	5	135
Overlapping Governments	6	136
Principal Property Taxpayers	7	137
Property Tax Levies and Collections	8	138
Sales and Use Tax Rates and Collections	9	139
Debt Capacity		
These schedules present information to help the reader assess the affordability of the School Board's current levels of outstanding debt and the School Board's ability to issue debt in the future.		
Ratios of Outstanding Debt by Type	10	140
Ratios of General Bonded Debt Outstanding	11	141
Direct and Overlapping Governmental Activities Debt	12	142
Legal Debt Margin Information	13	143
		(continued)

**Claiborne Parish School Board
Statistical Section
Contents**

	<u>Table Number</u>	<u>Page Number</u>
Demographic and Economic Information		
These schedules offer demographic and economic indicators to help the reader understand the environment within which the School Board's financial activities take place.		
Demographic and Economic Statistics	14	144
Principal Employers	15	145
Operating Information		
These schedules contain service and infrastructure data to help the reader understand how the information in the School Board's financial report relates to the services the School Board provides and the activities it performs.		
School Personnel	16	146
School Building Information	17	147
Operating Statistics	18	148

Sources: Unless otherwise noted, the information in these schedules is derived from the annual comprehensive financial report for the relevant year.

(concluded)

CLAIBORNE PARISH SCHOOL BOARD
Homer, Louisiana

Net Position by Component
Fiscal Years Ended June 30, 2013 through June 30, 2022
(Accrual Basis of Accounting)

	2013	2014	2015	2016	2017	2018	2019	2020	2021	2022
Governmental Activities										
Net investment in capital assets	\$ 12,830,798	\$ 11,897,055	\$ 12,353,033	\$ 14,346,553	\$ 14,728,774	\$ 14,862,990	\$ 15,025,132	\$ 15,811,497	\$ 17,272,449	\$ 18,357,102
Restricted	5,591,902	7,152,343	7,054,439	5,431,125	6,451,458	6,474,261	6,458,713	6,049,782	5,631,642	7,017,266
Unrestricted	3,871,324	3,948,720	(19,504,627)	(17,464,575)	(18,712,879)	(49,226,956)	(53,760,642)	(58,992,252)	(62,211,740)	(60,552,323)
Total governmental activities net position	<u>\$ 22,294,024</u>	<u>\$ 22,998,118</u>	<u>\$ (97,155)</u>	<u>\$ 2,313,103</u>	<u>\$ 2,467,353</u>	<u>\$ (27,889,705)</u>	<u>\$ (32,276,797)</u>	<u>\$ (37,130,973)</u>	<u>\$ (39,307,649)</u>	<u>\$ (35,177,955)</u>

Source: Annual Comprehensive Financial Report

Notes: GASB Statement No. 63 was implemented for the year ended June 30, 2013. The statement changed the term net assets to net position.

GASB Statements No. 68 and 71 were implemented for the year ended June 30, 2015. Beginning net position was decreased by \$24,099,200 as a result of the implementation

GASB Statement No. 75 was implemented for the year ended June 30, 2018. Beginning net position was decreased by \$27,290,761 as a result of the implementation

GASB Statement No. 84 was implemented for the year ended June 30, 2021. Beginning net position was increased by \$497,570 as a result of implementation.

CLAIBORNE PARISH SCHOOL BOARD
Homer, Louisiana

Changes in Net Position
Fiscal Years Ended June 30, 2013 through June 30, 2022
(Accrual Basis of Accounting)

	2013	2014	2015	2016	2017	2018	2019	2020	2021	2022
Expenses										
Instruction:										
Regular programs	\$ 7,703,973	\$ 7,208,928	\$ 6,860,224	\$ 6,372,718	\$ 7,893,513	\$ 8,433,978	\$ 9,857,953	\$ 9,750,816	\$ 10,961,131	\$ 8,432,638
Special programs	2,195,695	2,167,162	2,014,607	1,814,921	1,940,849	2,422,044	2,821,042	2,921,132	2,997,574	2,430,492
Other instructional programs	1,995,602	1,653,964	1,452,806	1,419,214	1,456,248	1,896,248	1,980,741	2,788,064	3,246,313	3,348,620
Support services:										
Student services	1,309,785	1,220,426	1,290,345	1,115,998	1,390,806	1,651,802	1,870,074	1,912,537	1,853,739	1,501,890
Instructional staff support	1,332,206	1,340,909	1,298,218	1,312,779	1,399,059	1,885,652	2,099,961	2,087,179	1,831,733	1,936,669
General administration	835,975	751,305	665,116	717,354	795,316	836,131	948,378	872,950	881,636	889,380
School administration	1,414,054	1,277,767	1,230,403	1,176,069	1,414,217	1,654,369	1,886,522	1,947,013	2,182,189	1,996,349
Business services	173,243	221,214	192,455	237,766	192,871	206,056	257,546	237,655	257,722	281,002
Plant services	1,863,134	1,958,451	1,727,351	1,733,440	1,769,032	1,854,055	2,299,191	2,436,033	3,405,127	2,695,636
Student transportation services	1,619,490	1,624,117	1,478,931	1,444,052	1,534,581	1,638,715	1,916,917	1,870,528	1,825,874	1,710,290
Central services	98,000	109,736	18,892	6,389	7,572	8,057	9,389	8,265	5,136	7,261
Food services	1,660,873	1,611,745	1,546,890	1,561,198	1,584,878	1,767,739	1,884,963	1,762,356	1,781,317	1,595,069
Community services	19,113	12,858	14,621	13,727	12,859	12,858	11,985	13,731	13,710	18,597
Interest on long-term debt	210,053	186,942	161,197	131,725	100,048	72,139	55,108	40,242	25,770	11,653
Total expenses	<u>22,431,196</u>	<u>21,345,524</u>	<u>19,952,056</u>	<u>19,057,350</u>	<u>21,491,849</u>	<u>24,339,843</u>	<u>27,899,770</u>	<u>28,648,501</u>	<u>31,268,971</u>	<u>26,855,546</u>
Program Revenues										
Charges for services:										
Plant Services	136,374	48,579	0	0	0	0	0	0	0	0
Food Service Operations	138,252	145,058	146,215	100,560	103,869	114,837	103,518	74,767	68,796	85,856
Operating Grants and Contributions	3,577,941	3,552,066	2,970,225	3,484,004	3,326,718	3,209,113	3,591,624	3,863,115	5,323,020	7,135,430
Total program revenues	<u>3,852,567</u>	<u>3,745,703</u>	<u>3,116,440</u>	<u>3,584,564</u>	<u>3,430,587</u>	<u>3,323,950</u>	<u>3,695,142</u>	<u>3,937,882</u>	<u>5,391,816</u>	<u>7,221,286</u>
Net (Expense) / Revenue	<u>(18,578,629)</u>	<u>(17,599,821)</u>	<u>(16,835,616)</u>	<u>(15,472,786)</u>	<u>(18,061,262)</u>	<u>(21,015,893)</u>	<u>(24,204,628)</u>	<u>(24,710,619)</u>	<u>(25,877,155)</u>	<u>(19,634,260)</u>
General Revenues and Other Changes in Net Assets/Position										
Taxes										
Ad Valorem taxes levied for general purposes	2,929,522	3,078,014	3,047,152	2,859,043	2,938,569	2,695,812	3,904,436	4,031,876	3,957,207	3,895,819
Ad Valorem taxes levied for debt services	1,098,978	1,148,494	1,075,251	1,000,201	1,175,220	545,270	535,722	545,269	441,726	388,322
Sales taxes levied for general purposes	3,579,753	3,265,756	2,971,041	2,716,277	2,549,126	2,739,124	2,657,602	2,643,263	2,860,774	3,119,529
Grants and contributions not restricted to specific programs	11,518,386	10,288,490	10,335,524	10,936,538	11,208,688	11,461,454	11,929,534	12,049,459	12,877,472	13,444,066
Interest and investment earnings	127,104	129,312	128,683	58,988	57,838	96,541	221,252	231,769	189,852	139,832
Miscellaneous	266,732	393,849	281,892	311,997	286,071	411,395	568,990	354,807	2,875,878	3,047,071
Total	<u>19,520,475</u>	<u>18,303,915</u>	<u>17,839,543</u>	<u>17,883,044</u>	<u>18,215,512</u>	<u>17,949,596</u>	<u>19,817,536</u>	<u>19,856,443</u>	<u>23,202,909</u>	<u>24,034,639</u>
Change in Net Position	<u>\$ 941,846</u>	<u>\$ 704,094</u>	<u>\$ 1,003,927</u>	<u>\$ 2,410,258</u>	<u>\$ 154,250</u>	<u>\$ (3,066,297)</u>	<u>\$ (4,387,092)</u>	<u>\$ (4,854,176)</u>	<u>\$ (2,674,246)</u>	<u>\$ 4,400,379</u>

Source: Annual Comprehensive Financial Report

Notes: GASB Statement No. 63 was implemented for the year ended June 30, 2013. The statement changed the term net assets to net position.

CLAIBORNE PARISH SCHOOL BOARD
Homer, Louisiana

Fund Balances of Governmental Funds
Last Ten Fiscal Years
(Modified Accrual Basis of Accounting)

	<u>2013</u>	<u>2014</u>	<u>2015</u>	<u>2016</u>	<u>2017</u>	<u>2018</u>	<u>2019</u>	<u>2020</u>	<u>2021</u>	<u>2022</u>
General Fund										
Nonspendable	\$ 97,153	\$ 61,429	\$ 142,516	\$ 145,997	\$ 123,490	\$ 215,105	\$ 233,154	\$ 206,309	\$ 335,735	\$ 271,052
Restricted	655,925	635,062	569,676	529,196	961,461	998,892	1,006,701	952,209	1,043,616	1,131,914
Committed	5,399,279	5,797,837	6,174,757	6,104,078	500,131	495,713	489,947	480,261	484,820	482,551
Unassigned	4,054,731	4,378,611	4,071,539	4,526,409	10,306,914	11,254,056	11,901,928	11,407,107	12,193,490	13,294,394
Total general fund	<u>10,207,088</u>	<u>10,872,939</u>	<u>10,958,488</u>	<u>11,305,680</u>	<u>11,891,996</u>	<u>12,963,766</u>	<u>13,631,730</u>	<u>13,045,886</u>	<u>14,057,661</u>	<u>15,179,911</u>
All Other Governmental Funds										
Nonspendable	18,674	22,555	24,919	21,752	13,758	13,427	17,138	44,323	25,859	31,294
Restricted	4,917,303	6,551,009	6,531,068	4,937,928	5,518,429	5,490,438	5,466,596	5,107,442	4,593,049	5,885,352
Committed	2,572	2,583	2,592	2,600	2,609	2,622	2,652	2,684	2,709	2,727
Total all other governmental funds	<u>4,938,549</u>	<u>6,576,147</u>	<u>6,558,579</u>	<u>4,962,280</u>	<u>5,534,796</u>	<u>5,506,487</u>	<u>5,486,386</u>	<u>5,154,449</u>	<u>4,621,617</u>	<u>5,919,373</u>
Grand Total of funds	<u>\$ 15,145,637</u>	<u>\$ 17,449,086</u>	<u>\$ 17,517,067</u>	<u>\$ 16,267,960</u>	<u>\$ 17,426,792</u>	<u>\$ 18,470,253</u>	<u>\$ 19,118,116</u>	<u>\$ 18,200,335</u>	<u>\$ 18,679,278</u>	<u>\$ 21,099,284</u>

Source: Annual Comprehensive Financial Report

Notes: GASB 54 Fund Balance Reporting and Governmental Fund Type Definitions was adopted for the June 30, 2011 year end.

GASB Statement No. 84 was implemented for the year ended June 30, 2021. Beginning net position was increased by \$497,570 as a result of implementation.

CLAIBORNE PARISH SCHOOL BOARD
Homer, Louisiana

Changes in Fund Balances of Governmental Funds
Last Ten Fiscal Years
(Modified Accrual Basis of Accounting)

	2013	2014	2015	2016	2017	2018	2019	2020	2021	2022
Revenues										
Ad valorem taxes	\$ 4,028,500	\$ 4,226,508	\$ 4,122,403	\$ 3,859,244	\$ 4,113,789	\$ 3,241,082	\$ 4,440,158	\$ 4,577,145	\$ 4,398,933	\$ 4,284,141
Sales & use taxes	3,579,753	3,265,756	2,971,041	2,716,277	2,549,126	2,739,124	2,657,602	2,643,263	2,860,774	3,119,529
Investment Earning	127,104	129,312	128,683	58,988	57,838	96,541	221,252	231,769	189,852	139,832
Food services	138,252	145,058	146,215	100,560	103,869	114,837	103,518	74,767	68,796	85,856
Other Revenues	269,885	232,232	283,016	312,868	286,071	411,395	543,259	349,807	1,268,482	2,073,974
Total revenues from local sources	8,143,494	7,998,866	7,651,358	7,047,937	7,110,693	6,602,979	7,965,789	7,876,751	8,786,837	9,703,332
Revenue from state sources:										
Equalization	11,405,134	10,288,490	10,224,774	10,833,886	11,048,829	11,358,983	11,828,867	11,946,603	12,777,490	13,344,617
Other	393,481	675,137	249,479	301,962	348,609	215,650	217,395	256,665	373,233	345,829
Total revenue from state sources	11,798,615	10,963,627	10,474,253	11,135,848	11,397,438	11,574,633	12,046,262	12,203,268	13,150,723	13,690,446
Revenue from federal sources	3,297,712	3,079,181	2,831,496	3,284,694	3,137,968	3,095,934	3,474,896	3,709,306	5,049,769	6,889,050
Total Revenues	23,239,821	22,041,674	20,957,107	21,468,479	21,646,099	21,273,546	23,486,947	23,789,325	26,987,329	30,282,828
Expenditures:										
Current:										
Instruction services	10,699,515	10,000,300	9,942,011	9,935,940	9,890,810	9,807,104	11,302,693	12,326,091	13,504,281	14,022,739
Student services	1,243,713	1,176,869	1,332,348	1,254,556	1,266,616	1,248,726	1,397,424	1,495,062	1,510,868	1,540,862
Instructional staff support	1,267,120	1,296,966	1,318,353	1,427,971	1,297,582	1,580,374	1,702,855	1,749,560	1,560,300	1,998,764
General administration	813,938	735,625	664,928	747,052	756,688	722,118	790,579	767,002	792,897	889,924
School administration	1,331,871	1,226,976	1,266,507	1,315,286	1,296,400	1,257,518	1,438,447	1,540,829	1,834,015	2,058,139
Business services	159,102	210,899	190,531	247,578	180,488	173,537	223,389	207,515	232,814	288,413
Plant services	1,744,902	1,887,666	1,723,063	1,757,602	1,690,990	1,685,347	2,050,625	2,219,391	3,153,189	3,073,316
Student transportation services	1,307,739	1,337,214	1,292,802	1,336,670	1,261,753	1,223,925	1,420,896	1,458,349	1,532,664	2,204,460
Central services	91,206	104,357	18,519	6,389	7,572	8,057	9,389	8,265	5,136	7,261
Food services	1,584,132	1,556,132	1,590,615	1,654,500	1,495,554	1,493,439	1,553,302	1,514,335	1,583,417	1,623,301
Community services	19,113	12,858	14,621	13,727	12,859	12,858	11,985	13,731	13,710	18,597
Capital Outlay	283,485	103,077	275,179	134,647	89,271	263,746	357,810	827,019	2,319,494	252,782
Debt service:										
Principal	1,209,649	1,052,273	1,087,274	2,743,637	1,130,000	675,000	520,000	535,000	550,000	570,000
Interest	219,660	195,866	172,375	142,031	110,684	78,336	59,690	44,957	30,616	16,676
Total Expenditures	21,975,145	20,897,078	20,889,126	22,717,586	20,487,267	20,230,085	22,839,084	24,707,106	28,623,401	28,565,234
Excess of revenues over (under) expenditures	1,264,676	1,144,596	67,981	(1,249,107)	1,158,832	1,043,461	647,863	(917,781)	(1,636,072)	1,717,594
Other Financing Sources (Uses)										
Insurance proceeds	18,450	0	0	0	0	0	0	0	1,617,445	973,097
Transfers in	127,083	270,437	360,910	277,876	70,707	212,320	456,336	1,064,124	261,894	235,766
Transfers out	(127,083)	(270,437)	(360,910)	(277,876)	(70,707)	(212,320)	(456,336)	(1,064,124)	(261,894)	(235,766)
Sale of Capital Assets	124,199	48,579	0	0	0	0	0	0	0	0
Total other financing sources (uses)	142,649	48,579	0	0	0	0	0	0	1,617,445	973,097
Net change in fund balances	\$ 1,407,325	\$ 1,193,175	\$ 67,981	\$ (1,249,107)	\$ 1,158,832	\$ 1,043,461	\$ 647,863	\$ (917,781)	\$ (18,627)	\$ 2,690,691
Debt service as a percentage of noncapital expenditures	6.6%	6.0%	6.1%	12.8%	6.1%	3.8%	2.6%	2.4%	2.2%	2.1%

Source: Annual Comprehensive Financial Report

Table 5

CLAIBORNE PARISH SCHOOL BOARD
Homer, Louisiana

Assessed Value and Estimated Actual Value of Taxable Property
Last Ten Fiscal Years

Fiscal Year Ended June 30	Real Property		Personal Property	Less: Homestead Exempt Property	Total Taxable Assessed Value	Total Direct Tax Rate	Estimated Actual Taxable Value	Assessed Value as a Percentage of Actual Value
	Residential Property	Commercial Property						
2013	\$ 45,555,832	\$ 66,227,168	\$ 52,578,444	\$ 19,707,692	\$ 144,653,752	73.74	\$ 1,069,553,960	15.37%
2014	45,674,184	61,242,032	60,273,845	19,587,578	147,602,483	72.86	1,091,774,739	15.31%
2015	46,171,322	60,815,090	61,496,088	19,405,388	149,077,112	66.80	1,106,214,409	15.23%
2016	46,823,056	59,745,494	57,447,989	19,360,135	144,656,404	67.30	1,080,918,638	15.17%
2017	48,120,056	57,106,406	51,881,342	19,302,927	137,804,877	70.05	1,044,014,382	15.05%
2018	48,820,161	55,245,511	45,941,047	19,317,803	130,688,915	57.55	974,745,218	15.39%
2019	49,480,537	53,300,136	45,720,628	19,455,737	129,045,564	67.55	968,806,100	15.33%
2020	49,867,585	52,994,145	46,163,612	19,516,844	129,508,498	67.55	973,453,670	15.31%
2021	50,906,748	50,326,154	44,046,606	19,623,068	125,656,441	65.01	993,021,416	14.63%
2022	51,963,171	45,691,197	40,206,353	19,786,013	118,074,708	63.56	959,179,593	14.37%

Source: Claiborne Parish Tax Assessor Agency

Notes:

- (1) Property in the parish is reassessed every four years.
- (2) Assessed values are established by the Assessor each year on a uniform basis at the following ratios of assessed value to actual value:
 - 10% land
 - 10% residential improvements
 - 15% industrial improvements
 - 15% machinery
 - 15% commercial improvements
 - 25% public service properties, excluding land
- (3) Tax rates are per \$1,000 of assessed value.

Table 6

CLAIBORNE PARISH SCHOOL BOARD
Homer, Louisiana

Overlapping Governments
Last Ten Fiscal Years

Fiscal Year Ended June 30	School District Direct Rate			Overlapping Rates		Total Direct and Overlapping Rates
	Operating	Debt Service	Total School	Police Jury	Homer	
	Millage	Millage	Millage			
2013	44.24	29.50	73.74	22.99	8.73	105.46
2014	44.11	28.75	72.86	22.99	8.33	104.18
2015	40.05	26.75	66.80	22.99	8.33	98.12
2016	40.05	27.25	67.30	23.34	8.33	98.97
2017	40.05	30.00	70.05	23.85	8.45	102.35
2018	40.05	17.50	57.55	23.85	8.45	89.85
2019	50.05	17.50	67.55	23.85	8.45	99.85
2020	50.05	17.50	67.55	23.85	8.45	99.85
2021	51.02	13.99	65.01	23.85	8.45	97.31
2022	50.65	12.91	63.56	24.15	8.45	96.16

Source: Claiborne Parish Tax Assessor Agency

Notes:

- (1) School district debt service millage is for individual school districts.
- (2) The above schedule does not include water districts, fire districts, forestry districts, or levee districts.
- (3) Overlapping rates are those of city and parish governments that apply to property owners within Claiborne Parish. Not all overlapping rates apply to all property owners.
- (4) The operating millage includes district constitutional tax, maintenance taxes and operational taxes.
- (5) The tax rate information for the Town of Homer for the year 2018 is not available at the time of this report issue; therefore information for the year 2017 was used.
- (6) The tax rate information for the Town of Homer for the year 2020 is not available at the time of this report issue; therefore information for the year 2019 was used.

Table 7

CLAIBORNE PARISH SCHOOL BOARD

Homer, Louisiana

Principal Property Taxpayers
June 30, 2022 and Nine Years Ago

Taxpayer	Fiscal Year 2022			Fiscal Year 2013		
	Taxable Assessed Value	Rank	Percentage of Total Taxable Assessed Value	Taxable Assessed Value	Rank	Percentage of Total Taxable Assessed Value
Claiborne Electric Co-op	\$ 4,520,320	1	3.83 %	\$ 2,981,810	8	2.06 %
Texas Gas Transmission	4,490,540	2	3.80	5,814,010	5	4.02
Midcontinent Express	3,693,699	3	3.13	17,263,110	1	11.93
Gulf South Pipeline Co.	3,275,660	4	2.77	15,823,350	2	10.94
Urban Oil & Gas Grp	3,290,894	5	2.79			
Mid-Valley Pipeline Co.	3,138,530	6	2.66			
Gulf South Pipeline Co.	3,060,960	7	2.59			
XTO Energy	2,953,309	8	2.50	5,739,157	3	3.97
Energy	2,593,220	9	2.20			
ETC Texas Pipeline	2,697,919	10	2.28			
James Michael Hays				2,950,428	7	2.04
Centerpoint Energy Gas Transmission				4,912,990	6	3.40
DCP Midstream				2,570,164	9	1.78
Marathon Oil				4,887,657	4	3.38
Covalence Specialty Coatings				2,063,500	10	1.43
Totals	\$ <u>33,715,051</u>		<u>28.55 %</u>	\$ <u>65,006,176</u>		<u>44.95 %</u>

Source: Claiborne Parish Tax Assessor Agency
Claiborne Parish Police Jury Report 2010

CLAIBORNE PARISH SCHOOL BOARD
Homer, Louisiana

Property Tax Levies and Collections
Last Ten Fiscal Years

Fiscal Year Ended June 30	Total Tax Levy for Fiscal Year	Collected within the Fiscal Year of the Levy		Collections In Subsequent Years	Total Collections to Date	
		Amount	Percentage of Levy		Amount	Percentage of Levy
2013	\$ 3,927,381	\$ 3,921,551	99.85%	\$ 1,486	\$ 3,923,037	99.89%
2014	4,115,235	3,967,738	96.42%	211	3,967,949	96.42%
2015	4,011,402	3,867,222	96.41%	-	3,867,222	96.41%
2016	3,909,523	3,859,244	98.71%	926	3,860,170	98.74%
2017	4,433,697	4,113,789	92.78%	1,531	4,115,320	92.82%
2018	3,675,783	3,241,082	88.17%	141,174	3,382,256	92.01%
2019	4,398,004	4,354,704	99.02%	18,716	4,373,420	99.44%
2020	4,429,403	4,406,860	99.49%	23,053	4,429,913	100.01%
2021	4,276,791	4,262,126	99.66%	573	4,262,699	99.67%
2022	4,176,564	4,174,388	99.95%	N/A	4,174,388	99.95%

Source: Claiborne Parish Sheriff (ex-officio tax collector) & Claiborne Parish Tax Assessor

N/A - Information is not yet available.

CLAIBORNE PARISH SCHOOL BOARD
Homer, Louisiana

Sales and Use Tax Rates and Collections - All Governments
Last Ten Calendar Years

Calendar Year	Sales and Use Tax Rates						Tax Collections					
	Parishwide			Municipalities			Parishwide			Municipalities		
	School Board	Police Jury	Watershed District	Homer	Other	Total Rate	School Board	Police Jury	Watershed District	Homer	Other	Total Collections
2013	2.00 %	0.50 %	0.125 %	2.000 %	3.150 %	7.775 %	\$ 3,691,332	\$ 1,020,984	\$ 228,872	\$ 1,249,159	\$ 846,692	\$ 7,037,039
2014	2.00	1.00	0.125	2.000	4.375	9.500	3,328,668	865,957	199,565	1,084,939	828,526	6,307,655
2015	2.00	1.00	0.125	2.000	4.375	9.500	3,000,200	781,452	185,722	1,127,594	895,726	5,990,694
2016	2.00	1.00	0.125	2.000	4.875	10.000	2,746,914	661,565	164,247	1,415,989	1,277,512	6,266,227
2017	2.00	1.00	0.125	3.000	4.875	11.000	2,482,465	563,278	153,387	1,359,723	1,269,132	5,827,985
2018	2.00	1.00	0.125	3.000	4.875	11.000	2,777,915	666,246	172,205	1,421,939	1,401,620	6,439,925
2019	2.00	1.00	0.125	3.000	4.875	11.000	2,632,253	611,737	162,912	1,395,622	1,449,364	6,251,888
2020	2.00	1.00	0.125	3.375	4.950	11.450	2,626,548	597,991	162,582	1,417,978	1,467,625	6,272,724
2021	2.00	1.00	0.125	3.375	4.950	11.450	2,686,200	611,795	166,025	1,469,259	1,486,110	6,419,389
2022	2.00	1.00	0.125	3.375	4.950	11.450	3,004,729	690,993	186,023	1,625,435	1,669,957	7,177,137

Notes:

- (1) Information provided by Claiborne Parish Sales and Use Tax Agency.
- (2) Total rate represents the maximum amount that may be assessed by local taxing authorities. These rates do not include the state sales and use tax rate.
- (3) The Municipalities - Other column includes Haynesville 2.00%, Village of Athens 1.00%, Junction City 1.00%, Homer Recreation .125%, Homer Police 0.250% and Homer Memorial 0.50%
- (4) Haynesville has a tax increase of .5 effective 7/1/18
- (5) Sales tax collections reported by the Claiborne Sales and Use Tax Agency are on the cash basis.

Table 10

CLAIBORNE PARISH SCHOOL BOARD
Homer, Louisiana

Ratios of Outstanding Debt by Type
Last Ten Fiscal Years

Fiscal Year Ended June 30	Qualified Zone Academy Bonds	Private Placement Bonds	Total Bonds Outstanding	Percentage of Personal Income	Per Capita
2013	\$ 592,910	\$ 7,160,000	\$ 7,752,910	1.55%	\$ 461
2014	1,675,911	6,135,000	7,810,911	1.44%	469
2015	1,648,637	5,075,000	6,723,637	1.24%	410
2016	0	3,980,000	3,980,000	0.75%	244
2017	0	2,850,000	2,850,000	0.49%	177
2018	0	2,175,000	2,175,000	0.39%	136
2019	0	1,655,000	1,655,000	0.31%	104
2020	0	1,120,000	1,120,000	0.20%	71
2021	0	570,000	570,000	0.11%	37
2022	0	0	0	0.00%	0

Notes:

- (1) Details regarding the School Board's outstanding debt can be found in the notes to the financial statements.
- (2) See the Schedule of Demographic and Economic Statistics (Table 14) for personal income and population data.
- (3) School Board paid all outstanding bonded debt in full as of June 30, 2022.

Table 11

CLAIBORNE PARISH SCHOOL BOARD
Homer, Louisiana

Ratios of General Bonded Debt Outstanding
Last Ten Fiscal Years

Fiscal Year Ended June 30	General Obligation Bonds	Less: Amounts Available in Debt Service Funds	Total	Percentage of Estimated Actual Taxable Value of Property	Per Capita
2013	\$ 7,160,000	\$ 1,376,836	\$ 5,783,164	0.54%	\$ 344
2014	6,135,000	1,268,824	4,866,176	0.45%	292
2015	5,075,000	1,077,269	3,997,731	0.36%	244
2016	3,980,000	806,192	3,173,808	0.29%	195
2017	2,850,000	703,644	2,146,356	0.21%	133
2018	2,175,000	470,418	1,704,582	0.17%	107
2019	1,655,000	413,201	1,241,799	0.13%	78
2020	1,120,000	363,954	756,046	0.08%	48
2021	570,000	212,308	357,692	0.04%	23
2022	0	0	0	0.00%	0

Notes:

- (1) Details regarding the School Board's outstanding debt can be found in the notes to the financial statements.
- (2) General Obligation Bonds column excludes QZAB bonds; as of June 30, 2022, the School Board paid all general obligation debt in full.
- (3) See the Schedule of Demographic and Economic Statistics for personal income and population data.
- (4) See Schedule of Assessed Value and Estimated Actual Value of Taxable Property for property value data.

Table 12

CLAIBORNE PARISH SCHOOL BOARD
Homer, Louisiana

Direct and Overlapping Governmental Activities Debt
As of June 30, 2022

<u>Governmental Unit</u>	<u>Debt Outstanding</u>	<u>Estimated Percentage Applicable</u>	<u>Estimated Share of Overlapping Debt</u>
Debt repaid with property taxes			
Claiborne Parish Police Jury	\$ 1,195,000	100.00%	\$ <u>1,195,000</u>
Subtotal, overlapping debt			<u>1,195,000</u>
Claiborne Parish School Board Direct Debt	0		<u>0</u>
Total direct and overlapping debt			<u>\$ 1,195,000</u>

Sources: Debt outstanding data extracted from annual financial report of respective governments.

Notes:

- (1) Overlapping governments are those that coincide, at least in part, with the geographic boundaries of the School Board. This schedule estimates the portion of the outstanding debt of those overlapping governments that is borne by the residents and businesses of the School Board.
- (2) Various tax districts exist within Claiborne Parish that involve a small percentage of parish taxpayers. These districts' debt is not included as the amounts and impact on this schedule is not significant.

CLAIBORNE PARISH SCHOOL BOARD
Homer, Louisiana

Legal Debt Margin Information
Last Ten Fiscal Years

	<u>2013</u>	<u>2014</u>	<u>2015</u>	<u>2016</u>	<u>2017</u>	<u>2018</u>	<u>2019</u>	<u>2020</u>	<u>2021</u>	<u>2022</u>
Debt Limit	\$ 82,180,722	\$ 83,595,031	\$ 84,241,250	\$ 82,008,270	\$ 78,553,902	\$ 75,003,359	\$ 74,250,651	\$ 129,508,498	\$ 125,656,441	\$ 118,074,708
Total net debt applicable to limit	<u>5,783,164</u>	<u>4,866,176</u>	<u>3,997,731</u>	<u>3,173,808</u>	<u>2,146,356</u>	<u>1,704,582</u>	<u>1,241,799</u>	<u>756,046</u>	<u>357,692</u>	<u>0</u>
Legal debt margin	\$ <u>76,397,558</u>	\$ <u>78,728,855</u>	\$ <u>80,243,519</u>	\$ <u>78,834,462</u>	\$ <u>76,407,546</u>	\$ <u>73,298,777</u>	\$ <u>73,008,851</u>	\$ <u>128,752,452</u>	\$ <u>125,298,749</u>	\$ <u>118,074,708</u>
Total net debt applicable to the limit as a percentage of debt limit	7.04%	5.82%	4.75%	3.87%	2.73%	2.27%	1.67%	0.58%	0.28%	0.00%

Legal Debt Margin Calculation for Fiscal Year 2022

Taxable assessed value	\$ 118,074,708
Add back: exempt real property	<u>19,786,013</u>
Total assessed value	\$ <u>137,860,721</u>
Debt limit (50% of total assessed value)	\$ 68,930,360
Debt applicable to limit:	
General Obligation bonds	0
Less: Amount set aside for repayment of general obligation debt	<u>0</u>
Total net debt applicable to limit	<u>0</u>
Legal debt margin	\$ <u>68,930,360</u>

Source: Annual Comprehensive Financial Report

Notes:

(1) The debt limit is 50% of total assessed value. This percentage is in accordance with Act 103 or 1980 Regular Session of the Louisiana Legislature R.S. 39:562 (O).

Table 14

CLAIBORNE PARISH SCHOOL BOARD
Homer, Louisiana

Demographic and Economic Statistics
Last Ten Fiscal Years

Fiscal Year Ended June 30	Population	Personal Income	Per Capita Personal Income	School Enrollment	Percentage on Free & Reduced Meals	Unemployment Rate
2013	16,828	\$ 499,216,710	\$ 29,666	1,731	72.8%	7.7%
2014	16,650	540,675,450	32,473	1,746	82.4%	8.0%
2015	16,412	541,530,352	32,996	1,652	83.1%	7.6%
2016	16,295	530,255,595	32,541	1,724	82.9%	7.3%
2017	16,132	581,300,488	36,034	1,725	82.1%	6.7%
2018	15,969	553,261,974	34,646	1,730	79.8%	5.4%
2019	15,944	532,402,048	33,392	1,629	82.0%	6.3%
2020	15,670	552,210,800	35,240	1,688	82.5%	6.0%
2021	15,508	542,066,632	34,954	1,699	84.1%	6.7%
2022	14,038	617,012,214	43,953	1,710	84.9%	4.9%

Sources:

- (1) Population data obtained from U.S. Counties in Profile
- (2) School enrollment and free and reduced meals obtained from Louisiana Department of Education, including Pre-K.
- (3) Unemployment rate obtained from U. S. Department of Labor.
- (4) Personal Income data obtained from U.S. Counties in Profile

Table 15

CLAIBORNE PARISH SCHOOL BOARD
Homer, Louisiana

Principal Employers
Current Year and 2013 Fiscal Year

	Fiscal Year 2022			Fiscal Year 2013		
	Number of Employees		% of Total Employment	Number of Employees		% of Total Employment
Wade Correctional Center	745	1	14.78%	368	3	5.36%
Claiborne Parish *	404	2	8.01%			
Claiborne Parish School Board	302	3	5.99%	410	2	5.97%
XTO Energy	300	4	5.95%			
Homer Memorial Hospital	232	5	4.60%	263	4	3.83%
Covalence Specialty Coatings	190	6	3.77%			
Berry Plastics	117	7	2.32%	143	5	2.08%
Heritage Nursing Center	98	8	1.94%			
Key Energy Services	95	9	1.88%			
Presbyterian Village- Homer Inc.	85	10	1.69%	80	8	1.17%
Claiborne Manor Nursing Home				50	10	0.73%
Tri State Health				98	7	1.43%
Claiborne Electric				100	6	1.46%
Fred's Store				65	9	0.95%
La Wood Moulding Co. Inc.				484	1	7.05%

*includes Sheriff's office, Parish Clerk's office & the detention center, civil service

Sources:

- (1) North Louisiana Economic Partnership
- (2) U.S. Department of Labor
- (3) Employees information for 2021 is from North East Regional Data report at of 2016
- (3) Number of employees information for 2012 is an estimate.

CLAIBORNE PARISH SCHOOL BOARD
Homer, Louisiana

School Personnel
Fiscal Years Ended June 30, 2013 through June 30, 2022

	<u>2013</u>	<u>2014</u>	<u>2015</u>	<u>2016</u>	<u>2017</u>	<u>2018</u>	<u>2019</u>	<u>2020</u>	<u>2021</u>	<u>2022</u>
Teachers										
Bachelor	81	68	68	67	134	64	70	61	54	80
Master	24	24	22	23	39	20	23	24	22	21
Master +30	18	16	13	12	28	12	11	11	11	11
Ph.D. or Ed.D.	<u>1</u>	<u>1</u>	<u>0</u>	<u>0</u>	<u>0</u>	<u>0</u>	<u>0</u>	<u>0</u>	<u>0</u>	<u>0</u>
Total	124	109	103	102	201	96	104	96	87	112
Principals & Assistants										
Bachelor	0	0	1	1	2	0	2	2	2	3
Master	7	8	4	3	6	4	7	7	6	8
Master +30	4	1	3	4	8	4	3	3	4	2
Ph.D. or Ed.D.	<u>0</u>	<u>1</u>	<u>1</u>	<u>1</u>	<u>2</u>	<u>1</u>	<u>0</u>	<u>0</u>	<u>0</u>	<u>0</u>
Total	11	10	9	9	18	9	12	12	12	13

Source:

2013-2017 Agreed upon procedures report on performance and statistical data accompanying the annual financial statements.
2018-2022 Claiborne Parish School Board

Table 17

CLAIBORNE PARISH SCHOOL BOARD
Homer, Louisiana

School Building Information
June 30, 2022

<u>Instructional Sites</u>	<u>Date Constructed</u>	<u>Enrollment</u>	<u>Grades Taught</u>
High Schools:			
Haynesville Jr/Sr School	1932	291	5-12
Homer High School	1926	222	9-12
Summerfield High School	1956	275	K-12
Middle Schools:			
Homer Jr. High School	1985	242	6-8
Elementary Schools:			
Haynesville Elementary School	1958	233	K-4
Homer Elementary School	1955	349	K-5
Total		<u>1,612</u>	

Sources:

(1) Claiborne Parish School Board

Notes: This table does not include Claiborne Parish students attending Junction City, Arkansas schools.
The primary function of the School Board includes instruction and school food service
Enrollment counts are as of February 1st and include preschool students, but not PreK.
Total above does not include Claiborne Central Office (17)

Table 18

CLAIBORNE PARISH SCHOOL BOARD

Homer, Louisiana

Operating Statistics

For the Fiscal Years Ended June 30, 2013 through June 30, 2022

<u>Fiscal Year Ended June 30</u>	<u>Expenses (1)</u>	<u>Enrollment (2)</u>	<u>Cost Per Pupil</u>	<u>Percentage Change</u>	<u>Teaching Staff (3)</u>	<u>Pupil/ Teacher Ratio</u>
2013	\$ 22,431,196	1,731	\$ 12,959	-1.15%	124	13.96
2014	21,345,524	1,746	12,225	-5.66%	109	16.02
2015	19,952,056	1,652	12,078	-1.21%	103	16.04
2016	19,057,350	1,724	11,054	-8.48%	102	16.90
2017	21,491,849	1,730	12,423	12.38%	201	8.61
2018	24,339,843	1,730	14,069	13.25%	96	18.02
2019	27,899,770	1,629	17,127	21.74%	104	15.66
2020	28,648,501	1,688	16,972	21.74%	96	17.58
2021	31,268,971	1,699	18,404	8.44%	87	19.53
2022	26,855,546	1,710	15,705	-14.67%	112	15.27

Notes:

- (1) Expenses are on full accrual and is extracted from Table 2, Changes in Net Position.
- (2) Enrollment is extracted from Table 14, Demographic and Economic Statistics.
- (3) Teaching staff is extracted from Table 16, School Personnel.

**Claiborne Parish School Board
Homer, Louisiana**

**Single Audit Report
For the Year Ended June 30, 2022**

**Claiborne Parish School Board
Table of Contents**

	<u>Page</u>
OTHER REPORTS REQUIRED BY GOVERNMENT AUDITING STANDARDS AND BY THE UNIFORM GUIDANCE	
Report on Internal Control Over Financial Reporting and on Compliance and Other Matters Based on an Audit of Financial Statements Performed in Accordance With <i>Government Auditing Standards</i>	5-6
Report on Compliance For Each Major Federal Program; Report on Internal Control Over Compliance; and Report on Schedule of Expenditures of Federal Awards Required by the Uniform Guidance	7-10
Schedule of Expenditures of Federal Awards	11
Notes to the Schedule of Expenditures of Federal Awards	12
Schedule of Findings and Questioned Costs	13-15
OTHER INFORMATION	16
Corrective Action Plan for Current Year Findings and Questioned Costs	17-18
Management Letter Item	19-20
AGREED UPON PROCEDURES	21
Independent Accountant's Report on Applying Statewide Agreed-Upon Procedures	22-31
Independent Accountant's Report on Applying BESE Agreed-Upon Procedures	32-34
School Board Prepared Performance and Statistical Data Schedules	35-36

Claiborne Parish School Board

This page intentionally left blank.



ALLEN, GREEN & WILLIAMSON, LLP

CERTIFIED PUBLIC ACCOUNTANTS

P. O. Box 6075
Monroe, LA 71211-6075

2441 Tower Drive
Monroe, LA 71201

Telephone: (318) 388-4422
Fax: (318) 388-4664

Toll-free: (888) 741-0205

Partners: Tim Green, CPA
Aimee Buchanan, CPA

Principal: Cindy Thomason, CPA

Audit Managers: Amy Tynes, CPA, CFE
Margie Williamson, CPA
Jennie Henry, CPA, CFE

Supervisors: Crystal Patterson, CPA
Sandra Harper, CPA

Ernest L. Allen, CPA
(Retired) 1963 - 2000

Report on Internal Control Over Financial Reporting and on Compliance and Other Matters Based on an Audit of Financial Statements Performed in Accordance With *Government Auditing Standards*

Independent Auditor's Report

Board Members
Claiborne Parish School Board
Homer, Louisiana

We have audited, in accordance with the auditing standards generally accepted in the United States of America and the standards applicable to financial audits contained in *Government Auditing Standards* issued by the Comptroller General of the United States (*Government Auditing Standards*), the financial statements of the governmental activities, each major fund, and the aggregate remaining fund information of Claiborne Parish School Board, as of and for the year ended June 30, 2022, and the related notes to the financial statements, which collectively comprise the School Board's basic financial statements, and have issued our report thereon dated March 30, 2023.

Report on Internal Control over Financial Reporting

In planning and performing our audit of the financial statements, we considered the School Board's internal control over financial reporting (internal control) as a basis for designing audit procedures that are appropriate in the circumstances for the purpose of expressing our opinions on the financial statements, but not for the purpose of expressing an opinion on the effectiveness of the School Board's internal control. Accordingly, we do not express an opinion on the effectiveness of the School Board's internal control.

A *deficiency in internal control* exists when the design or operation of a control does not allow management or employees, in the normal course of performing their assigned functions, to prevent, or detect and correct, misstatements on a timely basis. A *material weakness* is a deficiency, or a combination of deficiencies, in internal control, such that there is a reasonable possibility that a material misstatement of the entity's financial statements will not be prevented, or detected and corrected on a timely basis. A *significant deficiency* is a deficiency, or a combination of deficiencies, in internal control that is less severe than a material weakness, yet important enough to merit attention by those charged with governance.

Our consideration of internal control was for the limited purpose described in the first paragraph of this section and was not designed to identify all deficiencies in internal control that might be material weaknesses or significant deficiencies. Given these limitations, during our audit we did not identify any deficiencies in internal control that we consider to be material weaknesses. However, material weaknesses may exist that were not identified.

Report on Compliance and Other Matters

As part of obtaining reasonable assurance about whether the School Board's financial statements are free from material misstatement, we performed tests of its compliance with certain provisions of laws, regulations, contracts, and grant agreements, noncompliance with which could have a direct and material effect on the financial statements. However, providing an opinion on compliance with those provisions was not an objective of our audit, and accordingly, we do not express such an opinion. The results of our tests disclosed an instance of noncompliance or other matters that is required to be reported under *Government Auditing Standards* and which is described in the accompanying Schedule of Findings and Questioned Costs as item 2022-001.

School Board's Response to Finding

Government Auditing Standards requires the auditor to perform limited procedures on the School Board's response to the finding identified in our audit and described in the accompanying Schedule of Findings and Questioned Costs and Corrective Action Plan for Current Year Findings and Questioned Costs. The School Board's response was not subjected to the other auditing procedures applied in the audit of the financial statements and, accordingly, we express no opinion on the response.

Purpose of this Report

The purpose of this report is solely to describe the scope of our testing of internal control and compliance and the results of that testing, and not to provide an opinion on the effectiveness of the entity's internal control or on compliance. This report is an integral part of an audit performed in accordance with *Government Auditing Standards* in considering the entity's internal control and compliance. Accordingly, this communication is not suitable for any other purpose.

Although the intended use of this report may be limited, under Louisiana Revised Statute 24:513, this report is distributed by the Office of the Louisiana Legislative Auditor as a public document.



ALLEN, GREEN & WILLIAMSON, LLP
Monroe, Louisiana
March 30, 2023



ALLEN, GREEN & WILLIAMSON, LLP

CERTIFIED PUBLIC ACCOUNTANTS

P. O. Box 6075
Monroe, LA 71211-6075

2441 Tower Drive
Monroe, LA 71201

Telephone: (318) 388-4422
Fax: (318) 388-4664

Toll-free: (888) 741-0205

Partners: Tim Green, CPA
Aimee Buchanan, CPA

Principal: Cindy Thomason, CPA

Audit Managers: Amy Tynes, CPA, CFE
Margie Williamson, CPA
Jennie Henry, CPA, CFE

Supervisors: Crystal Patterson, CPA
Sandra Harper, CPA

Ernest L. Allen, CPA
(Retired) 1963 - 2000

Report on Compliance For Each Major Federal Program; Report on Internal Control Over Compliance; and Report on the Schedule of Expenditures of Federal Awards Required by the Uniform Guidance

Independent Auditor's Report

Board Members
Claiborne Parish School Board
Homer, Louisiana

Report on Compliance for Each Major Federal Program

Qualified and Unmodified Opinions

We have audited Claiborne Parish School Board's compliance with the types of compliance requirements identified as subject to audit in the *OMB Compliance Supplement* that could have a direct and material effect on each of the School Board's major federal programs for the year ended June 30, 2022. The School Board's major federal programs are identified in the summary of auditor's results section of the accompanying Schedule of Findings and Questioned Costs.

Qualified Opinion on Education Stabilization, AL No. 84.425D

In our opinion, except for the noncompliance described in the Basis for Qualified and Unmodified Opinions section of our report, the School Board complied, in all material respects, with the compliance requirements referred to above that could have a direct and material effect on the Education Stabilization programs, AL #84.425D, for the year ended June 30, 2022.

Unmodified Opinion on Each of the Other Major Federal Programs

In our opinion, the School Board complied, in all material respects, with the compliance requirements referred to above that could have a direct and material effect on each of its other major federal programs identified in the summary of auditor's results section of the accompanying Schedule of Findings and Questioned Costs for the year ended June 30, 2022.

Basis for Qualified and Unmodified Opinions

We conducted our audit of compliance in accordance with auditing standards generally accepted in the United States of America (GAAS); the standards applicable to financial audits contained in *Government Auditing Standards*, issued by the Comptroller General of the United States (*Government Auditing Standards*); and the audit requirements of Title 2 U.S. *Code of Federal Regulations* Part 200, *Uniform Administrative Requirements, Cost Principles, and Audit Requirements for Federal Awards* (Uniform Guidance). Our responsibilities under those standards and the Uniform Guidance are further described in the Auditor's Responsibilities for the Audit of Compliance section of our report.

We are required to be independent of Claiborne Parish School Board and to meet our other ethical responsibilities, in accordance with relevant ethical requirements relating to our audit. We believe that the audit evidence we have obtained is sufficient and appropriate to provide a basis for our qualified and unmodified opinions on compliance for each major federal program. Our audit does not provide a legal determination of the School Board's compliance with the compliance requirements referred to above

Matter Giving Rise to Qualified Opinion on Education Stabilization, AL No. 84.425D

As described in the accompanying Schedule of Findings and Questioned Costs, the School Board did not comply with requirements regarding the Education Stabilization program, AL #84.425D, as described in finding number 2022-002 for Special Tests and Provisions over the Davis Bacon Act.

Compliance with such requirements is necessary, in our opinion, for the School Board to comply with the requirements applicable to that program.

Responsibilities of Management for Compliance

Management is responsible for compliance with the requirements referred to above and for the design, implementation, and maintenance of effective internal control over compliance with the requirements of laws, statutes, regulations, rules and provisions of contracts or grant agreements applicable to the School Board's federal programs.

Auditor's Responsibilities for the Audit of Compliance

Our objectives are to obtain reasonable assurance about whether material noncompliance with the compliance requirements referred to above occurred, whether due to fraud or error, and express an opinion on the School Board's compliance based on our audit. Reasonable assurance is a high level of assurance but is not absolute assurance and therefore is not a guarantee that an audit conducted in accordance with GAAS, *Government Auditing Standards*, and the Uniform Guidance will always detect material noncompliance when it exists. The risk of not detecting material noncompliance resulting from fraud is higher than for that resulting from error, as fraud may involve collusion, forgery, intentional omissions, misrepresentations, or the override of internal control. Noncompliance with the compliance requirements referred to above is considered material, if there is a substantial likelihood that, individually or in the aggregate, it would influence the judgement made by a reasonable user of the report on compliance about the School Board's compliance with the requirements of each major federal program as a whole.

In performing an audit in accordance with GAAS, *Government Auditing Standards*, and the Uniform Guidance, we

- exercise professional judgement and maintain professional skepticism throughout the audit.
- identify and assess the risks of material noncompliance, whether due to fraud or error, and design and perform audit procedures responsive to those risks. Such procedures include examining, on a test basis, evidence regarding the School Board's compliance with the compliance requirements referred to above

and performing such other procedures as we considered necessary in the circumstances.

- obtain an understanding of the School Board's internal control over compliance relevant to the audit in order to design audit procedures that are appropriate in the circumstances and to test and report on internal control over compliance in accordance with the Uniform Guidance, but not for the purpose of expressing an opinion on the effectiveness of the School Board's internal control over compliance. Accordingly, no such opinion is expressed.

We are required to communicate with those charged with governance regarding, among other matters, the planned scope and timing of the audit and any significant deficiencies and material weaknesses in internal control over compliance that we identified during the audit.

Other Matters

Government Auditing Standards requires the auditors to perform limited procedures on the School Board's response to the noncompliance findings identified in our compliance audit described in the accompanying Schedule of Findings and Questioned Costs and Corrective Action Plan for Current Year Findings and Questioned Costs. The School Board's response was not subjected to the other auditing procedures applied in the audit of compliance and, accordingly, we express no opinion on the response.

Report on Internal Control Over Compliance

Our consideration of internal control over compliance was for the limited purpose described in the Auditor's Responsibilities for the Audit of Compliance section above and was not designed to identify all deficiencies in internal control over compliance that might be material weaknesses or significant deficiencies in internal control over compliance and therefore, material weaknesses or significant deficiencies may exist that were not identified. However, as discussed below, we did identify a certain deficiency in internal control over compliance that we consider to be a material weakness.

A deficiency in internal control over compliance exists when the design or operation of a control over compliance does not allow management or employees, in the normal course of performing their assigned functions, to prevent, or detect and correct, noncompliance with a type of compliance requirement of a federal program on a timely basis. *A material weakness in internal control over compliance* is a deficiency, or combination of deficiencies, in internal control over compliance, such that there is reasonable possibility that material noncompliance with a type of compliance requirement of a federal program will not be prevented, or detected and corrected, on a timely basis. *A significant deficiency in internal control over compliance* is a deficiency, or a combination of deficiencies, in internal control over compliance with a type of compliance requirement of a federal program that is less severe than a material weakness in internal control over compliance, yet important enough to merit attention by those charged with governance. We consider the deficiency in internal control over compliance described in the accompanying Schedule of Findings and Questioned Costs as item 2022-002 to be a material weakness.

Our audit was not designed for the purpose of expressing an opinion on the effectiveness of internal control over compliance. Accordingly, no such opinion is expressed.

Government Auditing Standards requires the auditors to perform limited procedures on the School Board's response to the noncompliance findings identified in our compliance audit described in the accompanying Schedule of Findings and Questioned Costs and Corrective Action Plan for Current Year Findings and Questioned Costs. The School Board's response was not subjected to the other auditing procedures applied in the audit of compliance and, accordingly, we express no opinion on the response.

The purpose of this report on internal control over compliance is solely to describe the scope of our testing of internal control over compliance and the results of that testing based on the requirements of the Uniform Guidance. Accordingly, this report is not suitable for any other purpose.

Report on Schedule of Expenditures of Federal Awards Required by the Uniform Guidance

We have audited the financial statements of the governmental activities, each major fund, and the aggregate remaining fund information of the School Board, as of and for the year ended June 30, 2022 and the related notes to the financial statements, which collectively comprise the School Board's basic financial statements. We issued our report thereon March 30, 2023 which contained unmodified opinions on those financial statements. Our audit was conducted for the purpose of forming opinions on the financial statements that collectively comprise the basic financial statements. The accompanying schedule of expenditures of federal awards is presented for purposes of additional analysis as required by the Uniform Guidance and is not a required part of the basic financial statements. Such information is the responsibility of management and was derived from and relates directly to the underlying accounting and other records used to prepare the basic financial statements. The information has been subjected to the auditing procedures applied in the audit of the financial statements and certain additional procedures, including comparing and reconciling such information directly to the underlying accounting and other records used to prepare the basic financial statements or to the basic financial statements themselves, and other additional procedures in accordance with auditing standards generally accepted in the United States of America. In our opinion, the schedule of expenditures of federal awards is fairly stated in all material respects in relation to the basic financial statements as a whole.

Although the intended use of these reports may be limited, under Louisiana Revised Statute 24:513, this report is distributed by the Office of the Louisiana Legislative Auditor as a public document.

Allen, Green & Williamson, LLP

ALLEN, GREEN & WILLIAMSON, LLP
Monroe, Louisiana
March 30, 2023

Claiborne Parish School Board
Schedule of Expenditures of Federal Awards
For the Year Ended June 30, 2022

Federal Grantor/Pass-Through Grantor/Program Name	Assistance Listing No.	Pass-Through Grantor	Expenditures	
FEDERAL AWARDS				
United States Department of Agriculture				
Passed through Louisiana Department of Agriculture:				
Child Nutrition Cluster:				
Non-cash Assistance - Commodities:				
National School Lunch Program	10.555	NONE	\$ 110,591	
Passed through Louisiana Department of Education:				
Cash Assistance:				
School Breakfast Program	10.553	NONE	289,727	
National School Lunch Program	10.555	NONE	<u>969,469</u>	
Total Child Nutrition Cluster:				\$ 1,369,787
Schools and Roads - Forest Service Schools and Roads Cluster	10.665	NONE		<u>36,639</u>
Total United States Department of Agriculture				<u>1,406,426</u>
United States Department of Education				
Passed Through Louisiana Department of Education:				
Title I Grants to Local Educational Agencies				
	84.010A	28-22-T1-14	1,283,764	
	84.010A	28-22-DSS-14	15,393	
	84.010A	28-21-RD19-14	<u>147,082</u>	1,446,239
Special Education Cluster:				
Grants to States (Part B)	84.027A	28-22-B1-14	598,387	
Grants to States (Part B)	84.027A	28-21-I1SA-14	16,143	
Grants to States (Part B) - COVID-19	84.027X	28-22-IA 11-14	569	
Preschool Grants	84.027X	28-21-I9SA-14	4,000	
Preschool Grants	84.173A	28-22-P1-14	<u>38,903</u>	
Total Special Education Cluster:				658,002
Career and Technical Education:				
Basic Grants to States	84.048A	28-22-02-14		20,196
Rural Education Achievement Program (Title V)	84.358B	28-21-RLIS-14; 28-22-RLIS-14		49,076
Title II Supporting Effective Instruction State Grant	84.367A	28-22-50-14		72,736
Striving Readers Comprehensive Literacy	84.371C	28-20-CCUB-14		2,169
Student Support and Academic Enrichment (Title IV)	84.424A	28-22-71-14		16,479
Education Stabilization Fund (COVID-19)				
Education Stabilization (ESSERF Formula)	84.425D	28-20-ESRF-14	182,205	
Education Stabilization (ESSERF II Formula)	84.425D	28-21-ES2F-14	1,335,863	
Education Stabilization (ESSERF II Incentive)	84.425D	28-21-ES2I-14	108,245	
Education Stabilization (ESSERF III Formula)	84.425U	28-21-ES3F-14	647,720	
Education Stabilization (ESSERF III Incentive)	84.425U	28-21-ES3I-14	10,132	
Education Stabilization (ESSER III EB Interventions)	84.425U	28-21-ESEB-14	<u>929,819</u>	<u>3,213,984</u>
Total United States Department of Education				<u>5,478,881</u>
United States Department of Health and Human Services				
Passed Through Louisiana Department of Education:				
CCDF Cluster:				
Early Childhood Lead Agency- CCDF Cluster Total	93.575	28-21-CO-14		<u>3,743</u>
TOTAL FEDERAL AWARDS				<u>\$ 6,889,050</u>

The accompanying notes are integral part of this schedule.

Claiborne Parish School Board
Notes to the Schedule of Expenditures of Federal Awards
For the Year Ended June 30, 2022

NOTE 1 - GENERAL The accompanying Schedule of Expenditures of Federal Awards (the “Schedule”) includes the Federal award activity of Claiborne Parish School Board under programs of the federal government for the year ended June 30, 2022. The information in this Schedule is presented in accordance with requirements of Title 2 U.S. *Code of Federal Regulations* Part 200, *Uniform Administrative Requirements, Cost Principles, and Audit Requirements for Federal Awards* (Uniform Guidance). The School Board’s reporting entity is defined in Note 1 of the Notes to the financial statements of the School Board’s Annual Comprehensive Financial Report. Because the Schedule presents only a selected portion of the operations of the School Board, it is not intended to and does not present the financial position or change in net position of the Claiborne Parish School Board.

NOTE 2 - BASIS OF ACCOUNTING Expenditures reported on the Schedule of Expenditures of Federal Awards are reported on the modified accrual basis of accounting, which is described in Note 1 of the Notes to the financial statements of the Annual Comprehensive Financial Report. Such expenditures are recognized following the cost principles contained in the Uniform Guidance, wherein certain types of expenditures are not allowable or are limited as to reimbursement.

NOTE 3 - RELATIONSHIP TO BASIC FINANCIAL STATEMENTS Federal awards revenues are reported in the School Board's basic financial statements as follows:

Major fund:	
General Fund	\$ 36,639
Education Stabilization	3,213,984
Nonmajor special revenue funds:	
School Food Service	1,369,787
Special Education	615,099
Title I	1,430,846
Title II	72,736
Rural Education Achievement Program	49,076
Vocational Education	20,196
Preschool	42,903
Striving Readers Comprehensive Literacy	2,169
Direct Student Services	15,393
Student Support and Academic Enrichment	16,479
Early Childhood	3,743
Total	\$ 6,889,050

NOTE 4 - RELATIONSHIP TO FEDERAL FINANCIAL REPORTS Amounts reported in the accompanying schedule agree with the amounts reported in the related federal financial reports except for changes made to reflect amounts in accordance with accounting principles generally accepted in the United States of America.

NOTE 5 - MATCHING REVENUES For those funds that have matching revenues and state funding, federal expenditures were determined by deducting matching revenues from total expenditures.

NOTE 6 - NONCASH PROGRAMS The commodities received, which are noncash revenues, are valued using prices provided by the United States Department of Agriculture.

NOTE 7 - INDIRECT COST RATE Claiborne Parish School Board has not elected to use the 10-percent de minimis indirect cost rate allowed under the Uniform Guidance.

**Claiborne Parish School Board
Schedule of Findings and Questioned Costs
For the Year Ended June 30, 2022**

PART I – Summary of the Auditor’s Results

Financial Statement Audit

- i. The type of audit report issued was unmodified.
- ii. There were no significant deficiencies required to be disclosed by Government Auditing Standards, issued by the Comptroller General of the United States of America.
- iii. There was one instance of noncompliance considered material, as defined by the Government Auditing Standards, to the financial statements.

Audit of Federal Awards

- iv. There was one significant deficiency required to be disclosed by the Uniform Guidance (2 CFR 200). The significant deficiency 2022-002 was considered to be a material weakness.
- v. The type of report the auditor issued on compliance for major programs was qualified for the Education Stabilization program and unmodified for the remaining programs.
- vi. The audit disclosed one finding which the auditor was required to report under the Uniform Guidance.
- vii. The major federal program is:
 - Child Nutrition Cluster:
 - ALN# 10.553 School Breakfast Program
 - ALN# 10.555 National School Lunch Program
 - Education Stabilization (COVID-19):
 - ALN# 84.425D Education Stabilization (ESSERF and ESSER II)
 - ALN# 84.425U Education Stabilization (ESSER III)
- viii. The dollar threshold used to distinguish between Type A and Type B programs as described by the Uniform Guidance was \$750,000.
- ix. The auditee does qualify as a low-risk auditee under the Uniform Guidance.

**Claiborne Parish School Board
Schedule of Findings and Questioned Costs
For the Year Ended June 30, 2022**

PART II – Findings related to the financial statements which are required to be reported in accordance with *Government Auditing Standards* generally accepted in the United States of America:

Reference # and title: 2022-001 Late Submission of Audit Report to the Legislative Auditor

Entity-wide or program/department specific: This finding is entity-wide.

Criteria or specific requirement: R.S. 24:513 A (5)(a)(i) requires that “...audits shall be completed within six months of the close of the entity’s fiscal year.” The School Board’s audit report should be submitted to the Louisiana Legislative Auditor by December 31st each year.

Condition found: The School Board was in the middle of transitioning to a newly appointed Business Manager; however, during the transition process, the outgoing Business Manager had gotten ill. The School Board needed additional time to complete the year-end process and provide documentation for the auditors. Therefore, the School Board’s audit report for the fiscal year ending June 30, 2022 was not completed within the six month deadline as per R.S. 24:513 A(5)(a)(i).

Context: This finding is considered to be an isolated instance.

Possible asserted effect (cause effect):

Cause: The School Board had change in the Business Manager position.

Effect: The School Board did not meet state compliance requirements in regards to financial reporting.

Recommendations to prevent future occurrences: The School Board should strengthen processes over cross training employees.

Origination date and prior year reference (if applicable): This finding originated fiscal year ended June 30, 2022.

View of responsible official: The School Board agrees with the assessment of the auditors stated above.

**Claiborne Parish School Board
Schedule of Findings and Questioned Costs
For the Year Ended June 30, 2022**

PART III – Findings and questioned costs for federal awards which are required to be reported under the Uniform Guidance

Reference # and title: **2022-002** **Controls and Compliance over Davis Bacon Act**

<u>Federal program and specific federal award identification:</u>	<u>CFDA Number</u>	<u>Award Year</u>
FEDERAL GRANTER/ PASS THROUGH GRANTOR/PROGRAM NAME United States Department of Education; passed through Louisiana Department of Education Education Stabilization (ESSER II)	84.425D	2021

Criteria or specific requirement: In accordance with the Davis Bacon Act at 29 CFR part 5, for construction contracts in excess of \$2,000, the School Board is required to provide the prevailing wage rates to the potential contractors and include language in the contracts that all contractors or subcontractors must pay wages that are not less than the prevailing wage rates. Additionally, the School Board is required to perform reviews of contractors’ and subcontractors’ wages paid to construction workers to ensure amounts being paid are in accordance with the prevailing wage rates for the related work performed. This review includes obtaining weekly payroll reports and performing interviews of contractors’ and subcontractors’ employees in such frequency as necessary to assure compliance with the Davis Bacon Act.

Condition found: The School Board started construction projects to install HVAC systems for two schools in the District, to install new water fountains at six schools in the District, and to install bipolar ionizers at six schools in the District and the Central Office using Education Stabilization (ESSER II) funds. The School Board did not provide the prevailing wage rates to the contractor, nor did they include the required language in the contracts. It was also noted that the School Board did not receive certified weekly payroll reports from the contractor.

Context: This finding appears to be systemic.

Possible asserted effect (cause effect):

Cause: This is the first time the School Board received federal funds to be used for construction and therefore was not trained adequately on Davis Bacon Act procedures.

Effect: The School Board did not meet all federal compliance requirements over special tests and provisions.

Recommendations to prevent future occurrences: The School Board should establish procedures to ensure employees are adequately trained on Davis Bacon requirements.

Origination date and prior year reference (if applicable): This finding originated fiscal year ended June 30, 2022.

View of responsible official: The School Board agrees with the assessment of the auditors stated above and has taken steps to ensure employees are aware of the Davis Bacon Act requirements. Davis Bacon Act requirements have been followed on subsequent construction projects funded with Federal funds.

Claiborne Parish School Board

OTHER INFORMATION

CLAIBORNE PARISH SCHOOL BOARD

Post Office Box 600
415 East Main
Homer, Louisiana 71040-0600
Phone: (318) 927-3502 Fax: (318) 927-9184
www.claibornepsb.org

Corrective Action Plan for Current Year Findings and Questioned Costs For the Year Ended June 20, 2022

Reference # and title: 2022-001 Late Submission of Audit Report to the Legislative Auditor

Entity-wide or program/department specific: This finding is entity-wide.

Condition: R.S. 24:513 A (5)(a)(i) requires that "...audits shall be completed within six months of the close of the entity's fiscal year." The School Board's audit report should be submitted to the Louisiana Legislative Auditor by December 31st each year.

The School Board was in the middle of transitioning to a newly appointed Business Manager; however, during the transition process, the outgoing Business Manager had gotten ill. The School Board needed additional time to complete the year-end process and provide documentation for the auditors. Therefore, the School Board's audit report for the fiscal year ending June 30, 2022 was not completed within the six month deadline as per R.S. 24:513 A(5)(a)(i).

Corrective action planned: The School Board will make every effort to complete all information required in a timely manner in order to complete the audit within six months of the close of the fiscal year.

Personal responsible for corrective action:

Mr. William Kennedy, Superintendent
Claiborne Parish School Board
415 East Main Street
Homer, Louisiana 71040

Phone: (318) 927-3502
Fax: (318) 927-9184

Anticipated completion date: 12/31/2023

**Corrective Action Plan for Current Year Findings and Questioned Costs
(Continued)**

Reference # and title: 2022-002 Controls and Compliance over Davis Bacon Act

<u>Federal program and specific federal award identification:</u>	<u>CFDA Number</u>	<u>Award Year</u>
FEDERAL GRANTER/ PASS THROUGH GRANTOR/PROGRAM NAME United States Department of Education; passed through Louisiana Department of Education Education Stabilization	84.425D	2021

Condition: In accordance with the Davis Bacon Act at 29 CFR part 5, for construction contracts in excess of \$2,000, the School Board is required to provide the prevailing wage rates to the potential contractors and include language in the contracts that all contractors or subcontractors must pay wages that are not less than the prevailing wage rates. Additionally, the School Board is required to perform reviews of contractors' and subcontractors' wages paid to construction workers to ensure amounts being paid are in accordance with the prevailing wage rates for the related work performed. This review includes obtaining weekly payroll reports and performing interviews of contractors' and subcontractors' employees in such frequency as necessary to assure compliance with the Davis Bacon Act.

The School Board started construction projects to install HVAC systems for two schools in the District, to install new water fountains at six schools in the District, and to install bipolar ionizers at six schools in the District and the Central Office using Education Stabilization (ESSER II) funds. The School Board did not provide the prevailing wage rates to the contractor, nor did they include the required language in the contracts. It was also noted that the School Board did not receive certified weekly payroll reports from the contractor.

Corrective action planned: The School Board will make every effort to research any requirements for spending Federal funds in the future. When the School Board receives new Federal funds, the supervisor will be required to research all regulations associated with spending such funds. The supervisor will also inform other staff involved of the procedures as needed. All appropriate employees have been made aware of the Davis Bacon requirements.

Personal responsible for corrective action:

Mr. William Kennedy, Superintendent
Claiborne Parish School Board
415 East Main Street
Homer, Louisiana 71040

Phone: (318) 927-3502
Fax: (318) 927-9184

Anticipated completion date: Completed

Respectfully submitted,



Micki Turner
Business Manager



ALLEN, GREEN & WILLIAMSON, LLP

CERTIFIED PUBLIC ACCOUNTANTS

P. O. Box 6075

Monroe, LA 71211-6075

2441 Tower Drive

Monroe, LA 71201

Telephone: (318) 388-4422

Fax: (318) 388-4664

Toll-free: (888) 741-0205

Partners: Tim Green, CPA
Aimee Buchanan, CPA

Principal: Cindy Thomason, CPA

Audit Managers: Amy Tynes, CPA, CFE
Margie Williamson, CPA
Jennie Henry, CPA, CFE

Supervisors: Crystal Patterson, CPA
Sandra Harper, CPA

Ernest L. Allen, CPA
(Retired) 1963 - 2000

Management Letter Item

Board Members
Claiborne Parish School Board
Homer, Louisiana

In planning and performing our audit of the financial statements of the School Board for the year ended June 30, 2022, we considered the School Board's internal control to plan our auditing procedures for the purpose of expressing our opinions on the financial statements and not to provide assurance on the internal control.

However, during our audit, we noted a certain matter involving internal control that is presented for your consideration. This letter does not affect our report dated March 30, 2023, on the financial statements of the School Board. We will review the status of these comments during our next audit engagement. Our comments and recommendations, which have been discussed with appropriate members of management, are intended to improve the internal control or result in other operating efficiencies. We will be pleased to discuss these comments in further detail at your convenience, to perform any additional study of this matter, or to assist you in implementing the recommendations. Our comments and management's responses are summarized as follows:

2022-M1

Reconciliation of Insurance Invoices

Comment: Good internal controls required that amounts being paid for benefits are being reconciled to the School Board's records. In testing the insurance withholding accounts, it was noted that the School Board is not reconciling the amounts of being paid for health insurance to amounts of employee withholdings and employer match being posted to the general ledger. Therefore, in many cases the School Board is paying out more to the Office of Group Benefits than what has been accrued from the payroll runs.

Recommendation: The School Board should establish procedures ensure amounts being paid out reconcile to the actual amounts being posted with the general ledger.

Management's response: The School Board agrees with the assessment of the auditors stated above. Although the reconciliation process was recently updated, further procedures will be put in place to reconcile with the general ledger and research any adjustment charges on Office of Group Benefits billing.

Our audit procedures are designed primarily to enable us to form opinions on the financial statements of the governmental activities, each major fund, and the aggregate remaining fund information of the School Board, as of and for the year ended June 30, 2022, which collectively comprise the School Board's basic financial statements, and therefore, may not reveal all weaknesses in policies and procedures that may exist.

Also included are management's responses to our current year management letter item. We have performed no audit work to verify the content of the responses.

This report is intended solely for the information and use of the Board, management, federal awarding agencies, and pass-through entities and is not intended to be and should not be used by anyone other than these specified parties. Although the intended use of this letter may be limited, under Louisiana Revised Statute 24:513, this report is distributed by the Office of the Louisiana Legislative Auditor as a public document.

Allen, Green & Williamson LLP

ALLEN, GREEN & WILLIAMSON, LLP

Monroe, Louisiana

March 30, 2023

AGREED-UPON PROCEDURES



ALLEN, GREEN & WILLIAMSON, LLP

CERTIFIED PUBLIC ACCOUNTANTS

P. O. Box 6075
Monroe, LA 71211-6075

2441 Tower Drive
Monroe, LA 71201

Telephone: (318) 388-4422
Fax: (318) 388-4664

Toll-free: (888) 741-0205

Partners: Tim Green, CPA
Aimee Buchanan, CPA

Principal: Cindy Thomason, CPA

Audit Managers: Amy Tynes, CPA, CFE
Margie Williamson, CPA
Jennie Henry, CPA, CFE

Supervisors: Crystal Patterson, CPA
Sandra Harper, CPA

Ernest L. Allen, CPA
(Retired) 1963 - 2000

INDEPENDENT ACCOUNTANT’S REPORT ON APPLYING STATEWIDE AGREED-UPON PROCEDURES

Board Members
Claiborne Parish School Board
Homer, Louisiana

We have performed the procedures enumerated below on the control and compliance (C/C) areas identified in the Louisiana Legislative Auditor’s (LLA’s) Statewide Agreed-Upon Procedures (SAUPs) for the fiscal year ended June 30, 2022. Claiborne Parish School Board’s management is responsible for those C/C areas identified in the SAUPs.

The School Board has agreed to and acknowledged that the procedures performed are appropriate to meet the intended purpose of the engagement, which is to perform specified procedures on the C/C areas identified in LLA’s SAUPs for the fiscal year ended June 30, 2022. Additionally, LLA has agreed to and acknowledged that the procedures performed are appropriate for its purposes. This report may not be suitable for any other purpose. The procedures performed may not address all the items of interest to a user of this report and may not meet the needs of all users of this report and, as such, users are responsible for determining whether the procedures performed are appropriate for their purposes.

The procedures and associated findings are as follows:

Written Policies and Procedures

1. Obtain and inspect the entity’s written policies and procedures and observe whether they address each of the following categories and subcategories if applicable to public funds and the entity’s operations:
 - a) **Budgeting**, including preparing, adopting, monitoring, and amending the budget.
 - b) **Purchasing**, including (1) how purchases are initiated; (2) how vendors are added to the vendor list; (3) the preparation and approval process of purchase requisitions and purchase orders; (4) controls to ensure compliance with the Public Bid Law; and (5) documentation required to be maintained for all bids and price quotes.
 - c) **Disbursements**, including processing, reviewing, and approving.

- d) **Receipts/Collections**, including receiving, recording, and preparing deposits. Also, policies and procedures should include management's actions to determine the completeness of all collections for each type of revenue or agency fund additions (e.g., periodic confirmation with outside parties, reconciliation to utility billing after cutoff procedures, reconciliation of traffic ticket number sequences, agency fund forfeiture monies confirmation).
- e) **Payroll/Personnel**, including (1) payroll processing, (2) reviewing and approving time and attendance records, including leave and overtime worked, and (3) approval process for employee(s) rate of pay or approval and maintenance of pay rate schedules.
- f) **Contracting**, including (1) types of services requiring written contracts, (2) standard terms and conditions, (3) legal review, (4) approval process, and (5) monitoring process.
- g) **Credit Cards (and debit cards, fuel cards, P-Cards, if applicable)**, including (1) how cards are to be controlled, (2) allowable business uses, (3) documentation requirements, (4) required approvers of statements, and (5) monitoring card usage (e.g., determining the reasonableness of fuel card purchases).
- h) **Travel and Expense Reimbursement**, including (1) allowable expenses, (2) dollar thresholds by category of expense, (3) documentation requirements, and (4) required approvers.
- i) **Ethics** including (1) the prohibitions as defined in Louisiana Revised Statute (R.S.) 42:1111-1121, (2) actions to be taken if an ethics violation takes place, (3) system to monitor possible ethics violations, and (4) a requirement that documentation is maintained to demonstrate that all employees and officials were notified of any changes to the entity's ethics policy.
- j) **Debt Service**, including (1) debt issuance approval, (2) continuing disclosure/EMMA reporting requirements, (3) debt reserve requirements, and (4) debt service requirements.
- k) **Information Technology Disaster Recovery/Business Continuity**, including (1) identification of critical data and frequency of data backups, (2) storage of backups in a separate physical location isolated from the network, (3) periodic testing/verification that backups can be restored, (4) use of antivirus software on all systems, (5) timely application of all available system and software patches/updates, and (6) identification of personnel, processes, and tools needed to recover operations after a critical event.
- l) **Sexual Harassment**, including R.S. 42:342-344 requirements for (1) agency responsibilities and prohibitions, (2) annual employee training, and (3) annual reporting.

Comment: The following exceptions were noted as a result of apply the agreed upon procedures:

Purchasing: Policy does not address how vendors are added to the vendor list.

Receipts/Collections: Policy does not address management's actions to determine completeness of all collections.

Ethics: Policy does not address that documentation is maintained to demonstrate that all employees and officials are notified of any changes to the entity's ethics policy.

Information Technology Disaster Recovery/Business Continuity: Policy does not address use of antivirus software on all systems and identification of personnel processes, and tools needed to recover operations after a critical event.

No other exceptions were noted as a result of applying the agreed upon procedures.

Management's Response: The School Board uses a consultant to revise policies and all revisions are reviewed by legal counsel. The School Board will continue to update policies as needed and establish procedures for the issues not addressed in policy.

Board or Finance Committee

2. Obtain and inspect the board/finance committee minutes for the fiscal period, as well as the board's enabling legislation, charter, bylaws, or equivalent document in effect during the fiscal period, and:
 - a) Observe that the board/finance committee met with a quorum at least monthly, or on a frequency in accordance with the board's enabling legislation, charter, bylaws, or other equivalent document.
 - b) For those entities reporting on the governmental accounting model, observe whether the minutes referenced or included monthly budget-to-actual comparisons on the general fund, quarterly budget-to-actual, at a minimum, on proprietary funds, and semi-annual budget-to-actual, at a minimum, on all special revenue funds. *Alternately, for those entities reporting on the nonprofit accounting model, observe that the minutes referenced or included financial activity relating to public funds if those public funds comprised more than 10% of the entity's collections during the fiscal period.*
 - c) For governmental entities, obtain the prior year audit report and observe the unassigned fund balance in the general fund. If the general fund had a negative ending unassigned fund balance in the prior year audit report, observe that the minutes for at least one meeting during the fiscal period referenced or included a formal plan to eliminate the negative unassigned fund balance in the general fund.

Comment: In testing the Board Minutes, there were twelve exceptions where the minutes did not reference budget-to-actual for general and special revenue funds.

No other exceptions were noted as a result of applying the agreed upon procedures.

Management's Response: During the illness of the former Business Manager, a budget-to-actual comparison was unable to be reported to the Board. This information is currently being presented to the Board each month for general and special revenue funds.

Bank Reconciliations

3. Obtain a listing of entity bank accounts for the fiscal period from management and management's representation that the listing is complete. Ask management to identify the entity's main operating account. Select the entity's main operating account and randomly select 4 additional accounts (or all accounts if less than 5). Randomly select one month from the fiscal period, obtain and inspect the corresponding bank statement and reconciliation for each selected account, and observe that:
 - a) Bank reconciliations include evidence that they were prepared within 2 months of the related statement closing date (e.g., initialed and dated or electronically logged);
 - b) Bank reconciliations include evidence that a member of management/board member who does not handle cash, post ledgers, or issue checks has reviewed each bank reconciliation (e.g., initialed and dated, electronically logged); and
 - c) Management has documentation reflecting it has researched reconciling items that have been outstanding for more than 12 months from the statement closing date, if applicable.

Comment: In testing the Bank Reconciliations, the Central Office Master bank account has twelve checks outstanding for over 12 months.

No other exceptions were noted as a result of applying the agreed upon procedures.

Management's Response: The School Board agrees with the assessment of the auditors above and will develop new procedures for investigating outstanding checks in a timely manner.

Collections (excluding electronic funds transfers)

4. Obtain a listing of deposit sites for the fiscal period where deposits for cash/checks/money orders (cash) are prepared and management's representation that the listing is complete. Randomly select 5 deposit sites (or all deposit sites if less than 5).
5. For each deposit site selected, obtain a listing of collection locations and management's representation that the listing is complete. Randomly select one collection location for each deposit site (i.e., 5 collection locations for 5 deposit sites), obtain and inspect written policies and procedures relating to employee job duties (if no written policies or procedures, inquire of employees about their job duties) at each collection location, and observe that job duties are properly segregated at each collection location such that:
 - a) Employees responsible for cash collections do not share cash drawers/registers.
 - b) Each employee responsible for collecting cash is not responsible for preparing/making bank deposits, unless another employee/official is responsible for reconciling collection documentation (e.g., pre-numbered receipts) to the deposit.
 - c) Each employee responsible for collecting cash is not responsible for posting collection entries to the general ledger or subsidiary ledgers, unless another employee/official is responsible for reconciling ledger postings to each other and to the deposit.
 - d) The employee(s) responsible for reconciling cash collections to the general ledger and/or subsidiary ledgers, by revenue source and/or agency fund additions, are not responsible for collecting cash, unless another employee/official verifies the reconciliation.
6. Obtain from management a copy of the bond or insurance policy for theft covering all employees who have access to cash. Observe the bond or insurance policy for theft was enforced during the fiscal period.
7. Randomly select two deposit dates for each of the 5 bank accounts selected for procedure #3 under "Bank Reconciliations" above (select the next deposit date chronologically if no deposits were made on the dates randomly selected and randomly select a deposit if multiple deposits are made on the same day). *Alternately, the practitioner may use a source document other than bank statements when selecting the deposit dates for testing, such as a cash collection log, daily revenue report, receipt book, etc.* Obtain supporting documentation for each of the 10 deposits and:
 - a) Observe that receipts are sequentially pre-numbered.
 - b) Trace sequentially pre-numbered receipts, system reports, and other related collection documentation to the deposit slip.
 - c) Trace the deposit slip total to the actual deposit per the bank statement.
 - d) Observe the deposit was made within one business day of receipt at the collection location (within one week if the depository is more than 10 miles from the collection location or the deposit is less than \$100 and the cash is stored securely in a locked safe or drawer).
 - e) Trace the actual deposit per the bank statement to the general ledger.

Comment: In testing supporting documentation for deposits, there were twelve exceptions because the cafeterias do not give out receipts. There was also one exception for a Central Office Master bank account deposit that did not have a receipt.

No other exceptions were noted as a result of applying the agreed upon procedures.

Management's Response: The sale of extra servings and adult meals are posted to individual's accounts using a unique account number. Deposits are then reconciled daily to the account summary. The School Board feels this process is adequate compared to the time it would take cafeteria staff to issue hand written receipts while serving students.

Non-Payroll Disbursements (excluding card purchases/payments, travel reimbursements, and petty cash purchases)

8. Obtain a listing of locations that process payments for the fiscal period and management's representation that the listing is complete. Randomly select 5 locations (or all locations if less than 5).
9. For each location selected under #8 above, obtain a listing of those employees involved with non-payroll purchasing and payment functions. Obtain written policies and procedures relating to employee job duties (if the agency has no written policies and procedures, inquire of employees about their job duties), and observe that job duties are properly segregated such that:
 - a) At least two employees are involved in initiating a purchase request, approving a purchase, and placing an order/making the purchase.
 - b) At least two employees are involved in processing and approving payments to vendors.
 - c) The employee responsible for processing payments is prohibited from adding/modifying vendor files, unless another employee is responsible for periodically reviewing changes to vendor files.
 - d) Either the employee/official responsible for signing checks mails the payment or gives the signed checks to an employee to mail who is not responsible for processing payments.

[Note: Exceptions to controls that constrain the legal authority of certain public officials (e.g., mayor of a Lawrason Act municipality) should not be reported.]
10. For each location selected under #8 above, obtain the entity's non-payroll disbursement transaction population (excluding cards and travel reimbursements) and obtain management's representation that the population is complete. Randomly select 5 disbursements for each location, obtain supporting documentation for each transaction, and:
 - a) Observe whether the disbursement matched the related original itemized invoice and supporting documentation indicates deliverables included on the invoice were received by the entity.
 - b) Observe whether the disbursement documentation included evidence (e.g., initial/date, electronic logging) of segregation of duties tested under #9, as applicable.

Comment: No exceptions were noted as a result of applying the agreed upon procedures.

Credit Cards/Debit Cards/Fuel Cards/P-Cards

11. Obtain from management a listing of all active credit cards, bank debit cards, fuel cards, and P-cards (cards) for the fiscal period, including the card numbers and the names of the persons who maintained possession of the cards. Obtain management's representation that the listing is complete.
12. Using the listing prepared by management, randomly select 5 cards (or all cards if less than 5) that were used during the fiscal period. Randomly select one monthly statement or combined statement for each card (for a debit card, randomly select one monthly bank statement), obtain supporting documentation, and:
 - a) Observe whether there is evidence that the monthly statement or combined statement and supporting documentation (e.g., original receipts for credit/debit card purchases, exception reports for excessive fuel card usage) were reviewed and approved, in writing (or electronically approved), by someone other than the authorized card holder. [Note: Requiring such approval may constrain the legal authority of certain public officials (e.g., mayor of a Lawrason Act municipality); these instances should not be reported.]
 - b) Observe that finance charges and late fees were not assessed on the selected statements.
13. Using the monthly statements or combined statements selected under #12 above, excluding fuel cards, randomly select 10 transactions (or all transactions if less than 10) from each statement, and obtain supporting documentation for the transactions (i.e., each card should have 10 transactions subject to testing). For each transaction, observe it is supported by (1) an original itemized receipt that identifies precisely what was purchased, (2) written documentation of the business/public purpose, and (3) documentation of the individuals participating in meals (for meal charges only). For missing receipts, the practitioner should describe the nature of the transaction and note whether management had a compensating control to address missing receipts, such as a "missing receipt statement" that is subject to increased scrutiny.

Comment: No exceptions were noted as a result of applying the agreed upon procedures.

Travel and Travel-Related Expense Reimbursements (excluding card transactions)

14. Obtain from management a listing of all travel and travel-related expense reimbursements during the fiscal period and management's representation that the listing or general ledger is complete. Randomly select 5 reimbursements, obtain the related expense reimbursement forms/prepaid expense documentation of each selected reimbursement, as well as the supporting documentation. For each of the 5 reimbursements selected:
 - a) If reimbursed using a per diem, observe the approved reimbursement rate is no more than those rates established either by the State of Louisiana or the U.S. General Services Administration (www.gsa.gov). If reimbursed using actual costs, observe the reimbursement is supported by an original itemized receipt that identifies precisely what was purchased.
 - b) Observe each reimbursement is supported by documentation of the business/public purpose (for meal charges, observe that the documentation includes the names of those individuals participating) and other documentation required by written policy (procedure #1h).
 - c) Observe each reimbursement was reviewed and approved, in writing, by someone other than the person receiving reimbursement.

Comment: In testing travel and travel-related expense reimbursements, there was one exception where the reimbursement was approved by the same person receiving reimbursement. There was also an exception for a disbursement that was incorrectly coded to travel.

No other exceptions were noted as a result of applying the agreed upon procedures.

Management's Response: During the absence of the Business Manager due to illness, a travel reimbursement form was not approved by a second individual. The Business Manager did review the check register preliminary report to approve the reimbursement before the check was issued. The School Board has current procedures in place for the Business Manager to approve all reimbursements forms. The Accounts Payable Clerk and the Business Manager both will continue to review the preliminary report before checks are issued to ensure all expenses are coded correctly.

Contracts

15. Obtain from management a listing of all agreements/contracts for professional services, materials and supplies, leases, and construction activities that were initiated or renewed during the fiscal period. *Alternately, the practitioner may use an equivalent selection source, such as an active vendor list.* Obtain management's representation that the listing is complete. Randomly select 5 contracts (or all contracts if less than 5) from the listing, excluding the practitioner's contract, and:
- a) Observe whether the contract was bid in accordance with the Louisiana Public Bid Law (e.g., solicited quotes or bids, advertised), if required by law.
 - b) Observe whether the contract was approved by the governing body/board, if required by policy or law (e.g., Lawrason Act, Home Rule Charter).
 - c) If the contract was amended (e.g., change order), observe the original contract terms provided for such an amendment and that amendments were made in compliance with the contract terms (e.g., if approval is required for any amendment, was approval documented).
 - d) Randomly select one payment from the fiscal period for each of the 5 contracts, obtain the supporting invoice, agree the invoice to the contract terms, and observe the invoice and related payment agreed to the terms and conditions of the contract.

Comment: No exceptions were noted as a result of applying the agreed upon procedures.

Payroll and Personnel

16. Obtain a listing of employees and officials employed during the fiscal period and management's representation that the listing is complete. Randomly select 5 employees or officials, obtain related paid salaries and personnel files, and agree paid salaries to authorized salaries/pay rates in the personnel files.
17. Randomly select one pay period during the fiscal period. For the 5 employees or officials selected under #16 above, obtain attendance records and leave documentation for the pay period, and:
- a) Observe all selected employees or officials documented their daily attendance and leave (e.g., vacation, sick, compensatory). (Note: Generally, officials are not eligible to earn leave and do not document their attendance and leave. However, if the official is earning leave according to a policy and/or contract, the official should document his/her daily attendance and leave.)
 - b) Observe whether supervisors approved the attendance and leave of the selected employees or officials.
 - c) Observe any leave accrued or taken during the pay period is reflected in the entity's cumulative leave records.

- d) Observe the rate paid to the employees or officials agree to the authorized salary/pay rate found within the personnel file.
- 18. Obtain a listing of those employees or officials that received termination payments during the fiscal period and management's representation that the list is complete. Randomly select two employees or officials, obtain related documentation of the hours and pay rates used in management's termination payment calculations and the entity's policy on termination payments. Agree the hours to the employee or officials' cumulative leave records, agree the pay rates to the employee or officials' authorized pay rates in the employee or officials' personnel files, and agree the termination payment to entity policy.
- 19. Obtain management's representation that employer and employee portions of third-party payroll related amounts (e.g., payroll taxes, retirement contributions, health insurance premiums, garnishments, workers' compensation premiums, etc.) have been paid, and any associated forms have been filed, by required deadlines.

Comment: No exceptions were noted as a result of applying the agreed upon procedures.

Ethics

- 20. Using the 5 randomly selected employees/officials from procedure #16 under "Payroll and Personnel" above, obtain ethics documentation from management, and:
 - a. Observe whether the documentation demonstrates each employee/official completed one hour of ethics training during the fiscal period.
 - b. Observe whether the entity maintains documentation which demonstrates each employee and official were notified of any changes to the entity's ethics policy during the fiscal period, as applicable.

Comment: In testing ethics, there were two exceptions where the employee did not complete the ethics training. No other exceptions were noted as a result of applying the agreed upon procedures.

Management's Response: The School Board agrees with the assessment of the auditors above. The School Board will add another layer of procedures to make sure all employees complete the training as required.

Debt Service

- 21. Obtain a listing of bonds/notes and other debt instruments issued during the fiscal period and management's representation that the listing is complete. Select all debt instruments on the listing, obtain supporting documentation, and observe State Bond Commission approval was obtained for each debt instrument issued.
- 22. Obtain a listing of bonds/notes outstanding at the end of the fiscal period and management's representation that the listing is complete. Randomly select one bond/note, inspect debt covenants, obtain supporting documentation for the reserve balance and payments, and agree actual reserve balances and payments to those required by debt covenants (including contingency funds, short-lived asset funds, or other funds required by the debt covenants).

Comment: No exceptions were noted as a result of applying the agreed upon procedures.

Fraud Notice

23. Obtain a listing of misappropriations of public funds and assets during the fiscal period and management's representation that the listing is complete. Select all misappropriations on the listing, obtain supporting documentation, and observe that the entity reported the misappropriation(s) to the legislative auditor and the district attorney of the parish in which the entity is domiciled.
24. Observe the entity has posted, on its premises and website, the notice required by R.S. 24:523.1 concerning the reporting of misappropriation, fraud, waste, or abuse of public funds.

Comment: No exceptions were noted as a result of applying the agreed upon procedures.

Information Technology Disaster Recovery/Business Continuity

25. Perform the following procedures,
 - a) Obtain and inspect the entity's most recent documentation that it has backed up its critical data (if no written documentation, inquire of personnel responsible for backing up critical data) and observe that such backup occurred within the past week. If backups are stored on a physical medium (e.g., tapes, CDs), observe evidence that backups are encrypted before being transported.
 - b) Obtain and inspect the entity's most recent documentation that it has tested/verified that its backups can be restored (if no written documentation, inquire of personnel responsible for testing/verifying backup restoration) and observe evidence that the test/verification was successfully performed within the past 3 months.
 - c) Obtain a listing of the entity's computers currently in use and their related locations, and management's representation that the listing is complete. Randomly select 5 computers and observe while management demonstrates that the selected computers have current and active antivirus software and that the operating system and accounting system software in use are currently supported by the vendor.

Comment: No exceptions were noted as a result of applying the agreed upon procedures.

Sexual Harassment

26. Using the 5 randomly selected employees/officials from procedure #16 under "Payroll and Personnel" above, obtain sexual harassment training documentation from management, and observe the documentation demonstrates each employee/official completed at least one hour of sexual harassment training during the calendar year.
27. Observe the entity has posted its sexual harassment policy and complaint procedure on its website (or in a conspicuous location on the entity's premises if the entity does not have a website)
28. Obtain the entity's annual sexual harassment report for the current fiscal period, observe that the report was dated on or before February 1, and observe it includes the applicable requirements of R.S. 42:344:

- a) Number and percentage of public servants in the agency who have completed the training requirements;
- b) Number of sexual harassment complaints received by the agency;
- c) Number of complaints which resulted in a finding that sexual harassment occurred;
- d) Number of complaints in which the finding of sexual harassment resulted in discipline or corrective action; and
- e) Amount of time it took to resolve each complaint.

Comment: In testing the sexual harassment policy posting, it was noted that the School Board does not have the policy and complaint procedure posted on its website or on the premises.

In testing the annual sexual harassment report, it was noted that the School Board did not complete the report on or before February 1, 2022.

No other exceptions were noted as a result of applying the agreed upon procedures.

Management's Response: The School Board agrees with the assessment of the auditors above.

We were engaged by the Claiborne Parish School Board to perform this agreed-upon procedures engagement and conducted our engagement in accordance with attestation standards established by the American Institute of Certified Public Accountants and applicable standards of *Government Auditing Standards*. We were not engaged to and did not conduct an examination or review engagement, the objective of which would be the expression of an opinion or conclusion, respectively, on those C/C areas identified in the SAUPs. Accordingly, we do not express such an opinion or conclusion. Had we performed additional procedures, other matters might have come to our attention that would have been reported to you.

We are required to be independent of the School Board and to meet our other ethical responsibilities, in accordance with the relevant ethical requirements related to our agreed-upon procedures engagement.

This report is intended solely to describe the scope of testing performed on those C/C areas identified in the SAUPs, and the result of that testing, and not to provide an opinion on control or compliance. Accordingly, this report is not suitable for any other purpose. Under Louisiana Revised Statute 24:513, this report is distributed by the LLA as a public document.

Allen, Green & Williamson, LLP

Allen, Green & Williamson, LLP

Monroe, Louisiana

March 30, 2023



ALLEN, GREEN & WILLIAMSON, LLP

CERTIFIED PUBLIC ACCOUNTANTS

P. O. Box 6075
Monroe, LA 71211-6075

2441 Tower Drive
Monroe, LA 71201

Telephone: (318) 388-4422
Fax: (318) 388-4664

Toll-free: (888) 741-0205

Partners: Tim Green, CPA
Aimee Buchanan, CPA
Principal: Cindy Thomason, CPA
Audit Managers: Amy Tynes, CPA, CFE
Margie Williamson, CPA
Jennie Henry, CPA, CFE
Supervisors: Crystal Patterson, CPA
Sandra Harper, CPA
Ernest L. Allen, CPA
(Retired) 1963 - 2000

INDEPENDENT ACCOUNTANT’S REPORT ON APPLYING BESE AGREED-UPON PROCEDURES

Board Members
Claiborne Parish School Board
Homer, Louisiana

We have performed the procedures enumerated below on the performance and statistical data accompanying the annual financial statements of the Claiborne Parish School Board, for the fiscal year ended June 30, 2022. The Claiborne Parish School Board’s management is responsible for the performance and statistical data.

Management of the Claiborne Parish School Board, Louisiana Department of Education, and the Louisiana Legislative Auditor (the specified parties), have agreed to and acknowledge that the procedures performed are appropriate to meet the intended purpose of assisting users to determine whether the specified schedules are free of obvious errors and omissions as provided by the Board of Elementary and Secondary Education (BESE), in compliance with Louisiana Revised Statute 24:514(I). This report may not be suitable for any other purposes. The procedures performed may not address all items of interest to a user of this report and may not meet the needs of all users of this report and, as such, users are responsible for determining whether the procedures performed are appropriate for their purposes.

The procedures and findings related to the accompanying schedules of supplemental information are as follows:

General Fund Instructional and Support Expenditures and Certain Local Revenue Sources (Schedule 1)

1. We selected a sample of 25 transactions, reviewed supporting documentation, and observed that the sampled expenditures/revenues are classified correctly and are reported in the proper amounts among the following amounts reported on the schedule:

- Total General Fund Instructional Expenditures,
- Total General Fund Equipment Expenditures,
- Total Local Taxation Revenue,
- Total Local Earnings on Investment in Real Property,
- Total State Revenue in Lieu of Taxes,
- Nonpublic Textbook Revenue, and
- Nonpublic Transportation Revenue.

Comment: There was one exception where the transaction was not properly classified.

No other exceptions were noted as a result of applying the agreed upon procedures.

Management's Response: The School Board agrees with the assessment of the auditors above.

Class Size Characteristics (Schedule 2)

2. We obtained a list of classes by school, school type, and class size as reported on the schedule. We then traced a sample of 10 classes to the October 1 roll books for those classes and observed that the class was properly classified on the schedule.

Comment: No exceptions were noted as a result of applying the agreed upon procedures.

Education Levels/Experience of Public School Staff (No Schedule)

3. We obtained October 1st PEP data submitted to the Department of Education (or equivalent listing prepared by management), including full-time teachers, principals, and assistant principals by classification, as well as their level of education and experience, and obtained management's representation that the data/listing was complete. We then selected a sample of 25 individuals, traced to each individual's personnel file, and observed that each individual's education level and experience was properly classified on the PEP data or equivalent listing prepared by management.

Comment: There was one exception where teacher from Alternative School was not listed on the report.

No other exceptions were noted as a result of applying the agreed upon procedures.

Management's Response: The School Board agrees with the assessment of the auditors above. It has taken some time to adjust to the new EdLink state reporting system. The system is very different from the old LEADS system. The exception has been corrected and the School Board will continue to verify the accuracy of the information reported in new the system.

Public Staff Data: Average Salaries (No Schedule)

4. We obtained June 30th PEP data submitted to the Department of Education (or equivalent listing provided by management) of all classroom teachers, including base salary, extra compensation, and ROTC or rehired retiree status, as well as full-time equivalents, and obtained management's representation that the data/listing was complete. We then selected a sample of 25 individuals, traced to the individual's personnel file, and observed that each individual's salary, extra compensation, and full-time equivalents were properly included on the PEP data (or equivalent listing prepared by management).

Comment: There was one exception where teacher from Alternative School was not listed on the report.

No other exceptions were noted as a result of applying the agreed upon procedures.

Management's Response: The School Board agrees with the assessment of the auditors above. It has taken some time to adjust to the new EdLink state reporting system. The system is very different from the

old LEADS system. The exception has been corrected and the School Board will continue to verify the accuracy of the information reported in new the system.

We were engaged by Claiborne Parish School Board to perform this agreed-upon procedures engagement and conducted our engagement in accordance with attestation standards established by the American Institute of Certified Public Accountants, and the standards applicable to attestation engagements contained in *Government Auditing Standards*, issued by the Comptroller General of the United States. We were not engaged to and did not conduct an examination or review engagement, the objective of which would be the expression of an opinion or conclusion, respectively, on the performance and statistical data. Accordingly, we do not express such an opinion or conclusion. Had we performed additional procedures, other matters might have come to our attention that would have been reported to you.

We are required to be independent of Claiborne Parish School Board and to meet our other ethical responsibilities, in accordance with the relevant ethical requirements related to our agreed-upon procedures engagement.

The purpose of this report is solely to describe the scope of testing performed on the performance and statistical data accompanying the annual financial statements of the School Board, as required by Louisiana Revised Statute 24:514(I), and the result of that testing, and not to provide an opinion on control or compliance. Accordingly, this report is not suitable for any other purpose. Under Louisiana Revised Statute 24:513, this report is distributed by the Louisiana Legislative Auditor as a public document.

Allen, Green & Williamson, LLP

ALLEN, GREEN & WILLIAMSON, LLP

Monroe, Louisiana

March 30, 2023

CLAIBORNE PARISH SCHOOL BOARD
Homer, Louisiana

**General Fund Instructional and Support Expenditures
and Certain Local Revenue Sources
For the Year Ended June 30, 2022**

<u>General Fund Instructional and Equipment Expenditures</u>	Column A	Column B
General Fund Instructional Expenditures:		
Teacher and Student Interaction Activities:		
Classroom Teacher Salaries	\$ 5,072,720	
Other Instructional Staff Activities	890,330	
Instructional Staff Employee Benefits	3,228,521	
Purchased Professional and Technical Services	7,066	
Instructional Materials and Supplies	161,216	
Instructional Equipment	-	
Total Teacher and Student Interaction Activities	<u> </u>	\$ 9,359,853
Other Instructional Activities		104,320
Pupil Support Services	1,339,823	
Less: Equipment for Pupil Support Services	<u> </u>	
Net Pupil Support Services		1,339,823
Instructional Staff Services	1,126,630	
Less: Equipment for Instructional Staff Services	<u> </u>	
Net Instructional Staff Services		<u>1,126,630</u>
School Administration	1,671,980	
Less: Equipment for School Administration	<u> </u>	
Net School Administration		<u>1,671,980</u>
Total General Fund Instructional Expenditures (Total of Column B)		<u>\$ 13,602,606</u>
Total General Fund Equipment Expenditures (Object 730; Function Series 1000-4000)		<u>\$ -</u>
<u>Certain Local Revenue Sources</u>		
Local Taxation Revenue:		
Advalorem Taxes		
Constitutional Ad Valorem Taxes		635,020
Renewable Ad Valorem Tax		3,161,323
Debt Service Ad Valorem Tax		388,305
Up to 1% of Collections by the Sheriff on Taxes Other than School Taxes		99,306
Result of Court Ordered Settlement (Ad Valorem)		-
Penalties/Interest on Ad Valorem Taxes		187
Taxes Collected Due to Tax Incremental Financing (TIF)(Ad Valorem)		-
Sales Taxes		
Sales and Use Taxes - Gross		3,119,528
Sales/Use Taxes - Court Settlement		-
Penalties/Interest on Sales/Use Taxes		-
Sales/Use Taxes Collected Due to TIF		-
Total Local Taxation Revenue		<u>\$ 7,403,669</u>
Local Earnings on Investment in Real Property:		
Earnings from 16th Section Property		-
Earnings from Other Real Property		890
Total Local Earnings on Investment in Real Property		<u>\$ 890</u>
State Revenue in Lieu of Taxes:		
Revenue Sharing - Constitutional Tax		27,348
Revenue Sharing - Other Taxes		72,101
Revenue Sharing - Excess Portion		-
Other Revenue in Lieu of Taxes		-
Total State Revenue in Lieu of Taxes		<u>\$ 99,449</u>
Nonpublic Textbook Revenue		<u>6,922</u>
Nonpublic Transportation Revenue		<u>\$ -</u>

CLAIBORNE PARISH SCHOOL BOARD
Homer, Louisiana

Class Size Characteristics
As of October 1, 2021

School Type	Class Size Range							
	1 - 20		21 - 26		27 - 33		34+	
	Percent	Number	Percent	Number	Percent	Number	Percent	Number
Other	0.0%	0	0.0%	0	0.00%	0	0.0%	0
Elementary	60.7%	122	39.3%	79	0.00%	0	0.0%	0
Elementary Activity Classes	57.1%	16	42.9%	12	0.00%	0	0.0%	0
Middle/Jr. High	59.0%	62	23.8%	25	17.10%	18	0.0%	0
Middle/Jr. High Activity Classes	60.0%	12	30.0%	6	10.00%	2	0.0%	0
High	91.3%	126	8.7%	12	0.00%	0	0.0%	0
High Activity Classes	88.5%	23	11.5%	3	0.00%	0	0.0%	0
Combination	84.1%	259	13.0%	40	0.00%	0	2.9%	9
Combination Activity Classes	82.3%	51	8.1%	5	1.60%	1	8.1%	5
Totals	75.6%	671	20.5%	182	2.4%	21	1.6%	14