

ANNUAL COMPREHENSIVE FINANCIAL REPORT



For the Year Ended
December 31, 2021

Terrebonne Parish Consolidated Government
Houma, Louisiana

Annual Comprehensive Financial Report



**For The Year Ended
December 31, 2021**

Terrebonne Parish Consolidated Government

Houma, Louisiana

Prepared by:

Finance Department, Division of Accounting

ANNUAL COMPREHENSIVE FINANCIAL REPORT

Terrebonne Parish Consolidated Government

December 31, 2021

TABLE OF CONTENTS

	<u>Exhibit</u>	<u>Page</u> <u>No.</u>
<u>INTRODUCTORY SECTION</u>		
Title Page		i
Table of Contents		iii
Letter of Transmittal		vii
Principal Officials		xiv
Organizational Chart		xvi
Certificate of Achievement for Excellence in Financial Reporting		xvii
<u>FINANCIAL SECTION</u>		
INDEPENDENT AUDITOR'S REPORT		1
MANAGEMENT'S DISCUSSION AND ANALYSIS		4
BASIC FINANCIAL STATEMENTS		
Government-wide Financial Statements:		
Statement of Net Position	1	18
Statement of Activities	2	20
Fund Financial Statements:		
Governmental Funds:		
Balance Sheet	3	22
Reconciliation of the Governmental Funds Balance Sheet to the Statement of Net Position	4	25
Statement of Revenues, Expenditures and Changes in Fund Balances	5	26
Reconciliation of the Statement of Revenues, Expenditures and Changes in Fund Balances of Governmental Funds to the Statement of Activities	6	29
Statement of Revenues, Expenditures and Changes in Fund Balances - Budget and Actual:		
General Fund	7	30
Public Safety Fund	8	37
Grant Fund	9	39
Road and Bridge Maintenance Fund	10	41
Drainage Maintenance Fund	11	42
Terrebonne Levee & Conservation District Fund	12	43
Proprietary Funds:		
Statement of Net Position	13	44
Statement of Revenues, Expenses and Changes in Fund Net Position	14	46
Statement of Cash Flows	15	47
Fiduciary Funds:		
Statement of Fiduciary Net Position	16	49
Statement of Changes in Fiduciary Net Position	17	51
Discretely Presented Component Units:		
Combining Statement of Net Position	18	52
Combining Statement of Activities	19	58
Notes to Financial Statements	20	65

ANNUAL COMPREHENSIVE FINANCIAL REPORT

Terrebonne Parish Consolidated Government

December 31, 2021

TABLE OF CONTENTS

	<u>Exhibit</u>	<u>Page</u> <u>No.</u>
<u>FINANCIAL SECTION (continued)</u>		
REQUIRED SUPPLEMENTARY INFORMATION SECTION		
Schedule of Changes in Parish OPEB Liability and Related Ratios	21	132
Schedule of Parish's Proportionate Share of the Net Pension Liability		
Parochial Employee's Retirement System	22	133
Municipal Police Employee's Retirement System	23	134
Firefighters' Retirement System	24	135
Schedule of Parish Contributions		
Parochial Employee's Retirement System	25	136
Municipal Police Employee's Retirement System	26	137
Firefighters' Retirement System	27	138
Schedule of Changes in the Parish Net Pension Liability and Related Ratios		
Firemen's Pension and Relief Fund	28	139
Schedule of Parish Contributions		
Firemen's Pension and Relief Fund	29	140
	<u>Statement</u>	
SUPPLEMENTARY INFORMATION SECTION		
Combining and Individual Fund Statements and Schedules:		
Nonmajor Governmental Funds:		
Combining Balance Sheet	A-1	144
Combining Balance Sheet - Road Lighting District Maintenance Funds	A-2	146
Combining Statement of Revenues, Expenditures and Changes in Fund Balances	A-3	148
Combining Statement of Revenues, Expenditures and Changes in Fund Balances - Road Lighting District Maintenance Funds	A-4	150
Schedule of Revenues, Expenditures and Changes in Fund Balances - Budget and Actual:		
Terrebonne Juvenile Detention Fund	A-5	152
G.I.S. Mapping System Fund	A-6	153
Parish Transportation Fund	A-7	154
Sales Tax Capital Improvement Fund	A-8	155
Road District No. 6 Maintenance Fund	A-9	156
Road Lighting District No. 1 Maintenance Fund	A-10	157
Road Lighting District No. 2 Maintenance Fund	A-11	158
Road Lighting District No. 3A Maintenance Fund	A-12	159
Road Lighting District No. 4 Maintenance Fund	A-13	160
Road Lighting District No. 5 Maintenance Fund	A-14	161
Road Lighting District No. 6 Maintenance Fund	A-15	162
Road Lighting District No. 7 Maintenance Fund	A-16	163
Road Lighting District No. 8 Maintenance Fund	A-17	164
Road Lighting District No. 9 Maintenance Fund	A-18	165
Road Lighting District No. 10 Maintenance Fund	A-19	166
Health Unit Fund	A-20	167
Terrebonne ARC Fund	A-21	168
Terrebonne Council of Aging	A-22	169
Parishwide Recreation Fund	A-23	170
Mental Health Fund	A-24	171
Recreation District 2/3 Sports Park	A-25	172
Criminal Court Fund	A-26	173

ANNUAL COMPREHENSIVE FINANCIAL REPORT

Terrebonne Parish Consolidated Government

December 31, 2021

TABLE OF CONTENTS

	<u>Statement</u>	<u>Page</u> <u>No.</u>
<u>FINANCIAL SECTION (continued)</u>		
SUPPLEMENTARY INFORMATION SECTION (continued)		
Enterprise Funds:		
Schedule of Revenues, Expenses and Changes in Fund Net Position - Budget and Actual:		
Utilities Fund	B-1	176
Sewerage Fund	B-2	177
Sanitation Maintenance Fund	B-3	178
Civic Center Fund	B-4	179
Internal Service Funds:		
Combining Statement of Fund Net Position	C-1	182
Combining Statement of Revenues, Expenses and Changes in Fund Net Position	C-2	183
Combining Statement of Cash Flows	C-3	184
Schedule of Revenues, Expenses and Changes in Fund Net Position - Budget and Actual:		
Insurance Control Fund	C-4	185
Group Health Insurance Fund	C-5	186
Human Resources Fund	C-6	187
Centralized Purchasing Fund	C-7	188
Information Systems Fund	C-8	189
Centralized Fleet Maintenance Fund	C-9	190
Custodial Funds:		
Combining Statement of Fiduciary Net Position:		
Custodial Funds	D-1	192
Combining Statement of Changes in Assets and Liabilities		
Custodial Funds	D-2	193
Capital Assets Used in the Operation of Governmental Funds:		
Schedule By Source	E-1	196
Schedule By Function and Activity	E-2	197
Schedule of Changes By Function and Activity	E-3	199
OTHER SUPPLEMENTARY INFORMATION SECTION		
Uniform Financial Reporting Standards for Public Housing Authorities - Financial Data Schedules	F	201
Schedule of Compensation , Benefits and Other Payments to Agency Head or Chief Executive Officer	G	203
Schedule of Compensation Paid to Council	H	204
Schedule of Property, Plant and Equipment - Utilities Fund	I	205

ANNUAL COMPREHENSIVE FINANCIAL REPORT

Terrebonne Parish Consolidated Government

December 31, 2021

TABLE OF CONTENTS

	<u>Table</u>	<u>Page</u> <u>No.</u>
<u>STATISTICAL INFORMATION SECTION (UNAUDITED)</u>		
Net Position by Component	1	208
Changes in Net Position	2	210
Governmental Activities Tax Revenues by Source	3	212
Fund Balances of Governmental Funds	4	214
Changes in Fund Balances of Governmental Funds	5	216
Assessed Value and Estimated Actual Value of Taxable Property	6	220
Property Tax Rates	7	221
Principal Property Taxpayers	8	222
Property Tax Levies and Collections	9	223
Sales Tax Revenues	10	224
Ratios of Outstanding Debt by Type	11	225
Ratios of General Bonded Debt Outstanding	12	226
Direct and Overlapping Governmental Activities Debt	13	227
Legal Debt Margin Information	14	228
Pledged-Revenue Coverage	15	229
Demographic and Economic Statistics	16	230
Principal Employers	17	231
Full-time Equivalent Parish Government Employees by Function	18	232
Capital Asset Statistics by Function	19	233
Operating Indicators by Function	20	234
Schedule of Insurance in Force - Utilities Fund	21	236
Schedule of Utility Customers - Urban Services District - Utilities Fund	22	239



P.O. BOX 6097

HOUMA, LOUISIANA 70361
868-5050



P.O. BOX 2768

HOUMA, LOUISIANA 70361
868-3000

TERREBONNE PARISH CONSOLIDATED GOVERNMENT

June 29, 2021

To the Honorable Parish President, Members of the Parish Council
And the Citizens of Terrebonne Parish, Houma, Louisiana

The Annual Comprehensive Financial Report of the Terrebonne Parish Consolidated Government (Parish Government) for the year ended December 31, 2021, is hereby submitted as mandated by the Home Rule Charter. The Home Rule Charter requires that the Council shall provide for an annual independent post audit and such additional audits as it deems necessary, of the accounts and other evidence of financial transactions of the Parish Government, including those of all Parish Government departments, offices or agencies. Audits may be performed by the State or the Council may designate a private auditor to perform such audits.

Responsibility for both the accuracy of the data, and the completeness and fairness of the presentation, including all disclosures, rests with management. To the best of our knowledge and belief, the enclosed data is accurate in all material respects and is reported in a manner that presents fairly the financial position and results of operations of the various governmental and business-type activities, funds, and component units of the Terrebonne Parish Consolidated Government in accordance with Generally Accepted Accounting Principles in the United States of America (GAAP). All disclosures necessary to enable the reader to gain an understanding of the Terrebonne Parish Consolidated Government's activities have been included.

The Terrebonne Parish Consolidated Government's and certain component units, financial statements have been audited by Bourgeois Bennett, LLC, a firm of licensed certified public accountants. Component unit financial statements audited by other auditors were furnished to Bourgeois Bennett, LLC, with their opinion, herein, insofar as it relates to the amounts included for these entities is based on the reports of the other auditors. In the opinion of Bourgeois Bennett, LLC, based on their audit and the reports of other auditors, there was a reasonable basis for rendering an unmodified opinion that the Terrebonne Parish Consolidated Government financial statements for the year ended December 31, 2021 are fairly presented in conformity with GAAP. The independent auditor's report is located at the front of the financial section of this report.

The Terrebonne Parish Consolidated Government is required to provide an annual single audit in conformity with the provisions of Title 2 U.S. Code of Federal Regulations, Part 200, the Uniform Administrative Requirements, Costs Principles and Audit Requirements for Federal Awards (Uniform Guidance). Information related to this single audit, including a schedule of expenditures of federal awards, and the independent auditor's reports on internal controls and compliance with applicable laws and regulations is included in a separately issued Single Audit Supplementary Financial Report.

Management's discussion and analysis (MD&A) immediately follows the independent auditor's report and provides a narrative introduction, overview, and analysis of the basic financial statements. This letter of transmittal is designed to complement the MD&A and should be read in conjunction with it.

PROFILE OF THE GOVERNMENT

The Territorial Legislature defined Louisiana counties in April 1805, where Terrebonne was originally part of the County of Lafourche. On April 6, 1822, at the home of Alexandre Dupre, acting on a petition of 12 inhabitants and an order of election from Parish Judge Francis M. Guyol, there was a meeting to form a Police Jury for Terrebonne Parish. On March 16, 1848, the City of Houma was incorporated. The separate forms of local government continued until the consolidation election of July 11, 1981, when the voters approved a Home Rule Charter form of government, now known as the Terrebonne Parish Consolidated Government. Subject to the Charter, the Parish is authorized to exercise any power and perform any function necessary, requisite or proper for the management of its local affairs. The plan of government provided by this Home Rule Charter is known as the “President-Council” form of government.

Terrebonne Parish is the second largest parish in Louisiana, and is situated in the southern part of the state, in the heart of Cajun country. Terrebonne Parish has a total area of 2,067 square miles consisting of 987 squares miles of land and 1,080 miles of water. The U.S. Census Bureau estimated the 2021 population to be 108,708.

The Terrebonne Parish Consolidated Government includes a full range of services, including police and fire protection within the incorporated city limits of Houma; an urban electric system and parish gas utility system. Parishwide services include public works, coastal restoration and preservation, recreation programs, planning and zoning, public transportation, housing and human services, a civic center, solid waste, sewerage, emergency preparedness, and general administrative services.

The Management: The legislative power of the parish government consists of nine members elected to a four (4) year term, with a maximum of three consecutive terms. One (1) council member is elected from each district. The Parish President is an elected official serving as the chief executive officer over all departments, offices and agencies of the parish government, except as otherwise provided by the Charter. The President is elected at large for a four-year term, with a maximum of two consecutive terms.

For the year ended December 31, 2021, the Parish President appointed department heads subject to the approval of the Parish Council for the following major departments, and served at the pleasure of the President:

Administration	Civic Center	Coastal Restoration & Preservation
Finance	Housing and Human Services	Legal
Parks and Recreation	Planning and Zoning	Public Safety
Public Works	Risk Management/Human Resources	Solid Waste
Utilities		

LOCAL ECONOMY

Economic Condition and Outlook

Terrebonne Parish has a diverse group of industries working together to boost the local economy. From oil-and-gas services, to retail, to seafood, the Parish has the industry to support its residents. In order to obtain and maintain a strong economy the Parish must have the resources available for business retention and growth. A strong economy requires a healthy population and investment in prevention and wellness to promote a more productive, less stressed employee market. The Terrebonne Economic Development Authority Board has resumed management and with their new staff will continue to partner with the Parish Government to position our Parish among the most progressive and growth focused communities in Louisiana and our region; to develop and implement a clear strategy to support existing businesses as well as seek innovative ways to develop and attract new high growth industries to further diversify our local economy.

Economic Indicators:

Some of the economic indicators below have reflected the past growth and future potential growth of our Parish.

Year	Accounts Registered				Gross Sales Tax Collections	Annual % Growth
	Sales Tax Permits	Annual % Growth	Occupational Licenses	Annual % Growth		
2011	8,563		6,286		100,914,024	
2012	8,885	3.8%	6,212	-1.2%	107,484,695	6.5%
2013	9,331	5.0%	6,272	1.0%	125,494,304 *	9.2%
2014	9,652	3.4%	6,213	-0.9%	134,604,419 *	13.2%
2015	9,420	-2.4%	6,320	1.7%	125,756,511 *	-6.3%
2016	10,211	8.4%	6,200	-1.9%	115,748,551 *	-7.7%
2017	10,518	3.0%	6,173	-0.4%	116,370,853 *	0.5%
2018	10,752	2.2%	5,926	-4.0%	120,035,296 *	3.1%
2019	11,181	4.0%	5,900	-0.4%	123,900,149 *	3.2%
2020	11,509	2.9%	5,624	-4.7%	124,461,668 *	0.5%
2021	11,880	3.2%	5,963	6.0%	145,304,979 *	16.7%

** In 2013, the Terrebonne Parish Levee and Conservation District levied a ½% sales tax for the Morganza to the Gulf Hurricane Protection System, which has generated gross collections of \$87.1 million from 2013 to the end of 2021. This tax was not included in the formula calculating the annual percentage of growth for this period.*

According to the Louisiana Department of Labor, the annual average rate of local unemployment within Terrebonne Parish decreased to an average of 5.75% in 2021 and the average labor force decreased to 41,740 as reflected in the following table and chart.

Year	Average Labor Force *	Unemployment Rate *
2011	53,749	5.40%
2012	54,664	4.80%
2013	57,050	4.30%
2014	55,001	4.80%
2015	53,135	5.89%
2016	49,199	6.99%
2017	47,103	5.69%
2018	46,433	5.00%
2019	46,285	4.63%
2020	46,224	7.76%
2021	41,740	5.75%

Source: *Louisiana Department of Labor

Major Initiatives in 2021/2020

Terrebonne Parish has several major active initiatives in the Parish, which includes funding carried forward from 2020 and new funding in 2021 and 2022. These projects have been funded through bond proceeds, federal and state grants, sales taxes dedicated to capital improvements and non-recurring excess funds from operations, which will have a significant impact on the quality of life for the citizens of our Parish.

Drainage Improvements: \$56.3 million

The Parish has made an aggressive effort to improve the gravity and forced drainage systems throughout the populated areas. As a parish adjacent to the Gulf of Mexico, essential levee systems in the lower reaches of the Parish continually need improvements, in lieu of a major hurricane levee system. Also, in the northern part of the Parish, high waters occur due to overflow from the Atchafalaya River. The Parish is initiating several large drainage pump stations to alleviate these high-water events in light of the increasing heavy spring-thaws. The Hanson Canal Drainage Pump Station was constructed and provides 1,000 cfs of additional pumping capacity for the backwater flooding events. The design of another 1,000 cfs pump station entitled Elliot Jones was designed in 2020 and started construction in 2021. In the lower part of the Parish we have constructed two (2) locks to allow vessels to continue their livelihood of shrimping and fishing even if the sector gates are closed to protect residents from flooding due to high waters. Some of these major projects have been in partnership with the Terrebonne Levee and Conservation District.

Road and Bridge Improvements: \$7.2 million

Many of these projects have been funded to add critical roadways, extending thoroughfares and installing major turning lanes to minimize the impact and lessen the inconveniences resulting from the Parish's recent population growth; as well as to prepare the Parish for future shifts in population as identified within the Comprehensive Master Plan. In 2020, a new bridge was designed to continue the Hollywood Road Extension across Bayou Black to continue to the loop to Hwy 182. Several other bridges, such as the Industrial Ave. Bridge have been replaced. This bridge provides a connection to Leonard J. Chabert Medical Center, as well as replacement of the Hanson Canal Bridge.

Government Buildings: \$12.4 million

The Parish of Terrebonne is located in one of the most southern regions of Louisiana, prone to flooding and high winds and storm surge during tropical weather. In 2020, the Federal government assisted with the design of a police sub-station on the East Side of Houma, which is a large crime area. In 2021, the Parish allocated funding from the American Rescue Plan to update HVAC systems in multiple Parish Buildings (Government Towers, Courthouse, auditoriums). The Parish also plans to expand the Public Works Department with a new building. The design phase of the new building started in 2021 and construction is set to begin in 2022.

Long-Term Financial Planning

Morganza-to-the-Gulf Hurricane-Protection Project: On November 17, 2001, the voters of Terrebonne Parish supported a quarter-cent sales tax to fund a hurricane protection project. Collections began July 1, 2002 and have generated about \$90.5 million to date. Terrebonne Parish Consolidated Government and Terrebonne Levee and Conservation District have an Intergovernmental Agreement to provide for the funding of the Morganza to the Gulf Project. This Project is to provide a system of levees and floodgates to protect the citizens of Terrebonne Parish from any tidal surges from tropical weather conditions. The mission of the Terrebonne Levee and Conservation District is to protect lives and property during times of emergency by using the available manpower and equipment in a safe and timely sequence, while maintaining the integrity of the levee systems and flood control structures. The project purpose is to protect infrastructure and the remaining fragile marsh from hurricane storm surge. The area is significantly affected by tides emanating from the Gulf of Mexico. Terrebonne Levee and Conservation District shall engage in flood control works as it relates to hurricane protection, tidal flooding, saltwater intrusion and conservation. The Parish and the District are jointly participating in this project to provide for the acquisition, construction, improvement, maintenance and operation of new and existing facilities for the furtherance of the statutorily authorized purposes of the District.

The proposed project, which recently received congressional authorization, is located in coastal Louisiana approximately 60 miles southwest of New Orleans, and includes portions of Terrebonne and Lafourche Parishes. The area is bounded on the west by Bayou Dularge and State Highway 311 and on the east by Bayou Lafourche with the east and west boundaries forming an apex at Thibodaux, LA. The southern boundary is the Gulf of Mexico. The recommended hurricane protection plan consists of approximately

72-miles of 30ft. high earthen levees with 12-floodgate structures proposed for the navigable waterways, 12-environmental enhancement structures, and a lock structure in the Houma Navigation Canal measuring 200-ft wide by 1200-ft long. The structural features are integrated into the levee alignment to provide flood protection, drainage, environmental benefit, and navigational passage. Construction of this plan is currently estimated to cost in excess of \$888 million and funding is to be shared 65% Federal/ 35% non-federal with the Louisiana Department of Transportation and Development and the Terrebonne Levee and Conservation District as the local sponsors. It will take 15 to 16 years to build the entire system, which would be maintained by the Terrebonne Levee and Conservation District. The Army Corps of Engineers will likely operate the massive set of locks in the Houma Navigation Canal and Gulf Intracoastal Waterway water control structures.

Coastal Restoration: \$0.8 million

Partnered with the U.S. Department of Commerce through the State of Louisiana’s Department of Natural Resources, the Parish has developed policies and programs to achieve a balance between development and conservation, restoration, creation and enhancement of coastal resources. Long term projects include the Falgout Canal Freshwater Enhancement and Lake Boudreaux Diversion (introduces freshwater into the marshes adjacent to the Houma Navigational Canal).

Sewerage Improvements: \$1.3 million

In 2010, the Parish issued \$17.9 million in Sewer Revenue Bonds (Build America Bond and Recovery Zone Economic Development) for the purpose of converting 6 lift stations to submersible pumps, mitigation of 4 lift stations in the South Treatment Plant service area and renovation of 11 other lift stations throughout the Parish and renovations of 2 treatment plants. In early 2014, the Parish approved the sale and issuance of \$2 million of taxable sewer revenue bonds. The proceeds will be used for relocating the discharge point of a wastewater treatment plant. The bonds have been sold to the United States Environmental Protection Agency and do not bear interest. In early 2016, the Parish approved the sale and issuance of \$8.0 million of taxable sewer revenue bonds. The proceeds were used for the purpose of financing the acquisition and construction of additions, extensions and improvements to the Parish’s waste collection and disposal system. The sewerage improvements will enable the receipt of flows from an industrial corridor.

Parks, Sidewalks, Trails: \$8.7 million

The Parish is continuing to build the Bayou Country Sports Park. This complex includes soccer fields, baseball and softball fields and a splash pad. In 2022 construction will continue on the lighting, a common area, concessions stands and roadway extension.

FINANCIAL INFORMATION

Internal Control

The Parish Administration is responsible for establishing and maintaining an internal control designed to ensure that the assets of the government are protected from loss, theft or misuse and to ensure that adequate accounting data is compiled to allow for the preparation of financial statements in conformity with accounting principles generally accepted in the United States of America. The internal control is designed to provide reasonable, but not absolute, assurance that these objectives are met. The concept of reasonable assurance recognizes that: the cost of a control should not exceed the benefits likely to be derived; and the valuation of costs and benefits requires estimates and judgments by management.

As a recipient of federal, state and local financial assistance, the Parish is also responsible for ensuring that an adequate internal control is in place to ensure and document compliance with applicable laws and regulations related to these programs.

Budgetary Controls

The Parish maintains extensive budgetary controls, including an encumbrance system for interim periods only, with legal provisions embodied in the annual operating budget and five-year capital outlay budget,

approved by the Parish Council. Activities of the General Fund, special revenue funds, Debt Service Fund, Capital Projects Fund, and proprietary funds are included in the annual appropriated operating budget. Capital and long-term projects are prepared for the five-year capital outlay fund budget.

Budget-to-actual comparisons are not presented for the Debt Service and Capital Project Fund in the accompanying financial statements. The budgetary data adopted for the Debt Service Fund is controlled by the provisions of the various bond issues. The Capital Project Fund present cumulative project budgets as opposed to annual budgets.

The level of budgetary control under the Parish President allows the transfer of part or all of any unencumbered appropriation within departments. Any amendment involving the transfer of monies from one department to another or exceeding amounts estimated must be approved by the Council. Further explanations can be found in the Notes to the Financial Statements (No. 2, “Stewardship, Compliance and Accountability”).

Financial Policies

The Parish complies with accounting principles generally accepted in the United States of America (GAAP). GAAP includes all relevant Governmental Accounting Standards Board (GASB) pronouncements. The accounting and reporting framework and the more significant accounting policies are discussed in the Notes to the Financial Statements (Exhibit 20, No. 1, “Summary of Significant Accounting Policies”).

INDEPENDENT AUDIT

The Parish’s Home Rule Charter requires an annual comprehensive audit to be performed by the state or the Council may designate a private certified public accountant or firm of such accountants. The Parish financial statements have been audited by Bourgeois Bennett, L.L.C., a firm of licensed certified public accounts. The financial statements have received an “unmodified opinion” indicating that in all material respects, the Parish’s basic financial statements are presented fairly and in conformity with accounting principles generally accepted in the United States of America.

In addition, the audit also meets the requirements of the Uniform Guidance. The auditor’s reports related specifically to a single audit are issued under separate cover.

AWARDS

The Government Finance Officers Association of the United States and Canada (GFOA) awarded a Certificate of Achievement for Excellence in Financial Reporting to the Terrebonne Parish Consolidated Government for its annual comprehensive financial report for the fiscal year ended December 31, 2020. This was the twenty-second consecutive year that the Parish has achieved this prestigious award. In order to be awarded a Certificate of Achievement, government must publish an easily readable and efficiently organized annual comprehensive financial report. This report must satisfy both generally accepted accounting principles and applicable legal requirements.

A Certificate of Achievement is valid for a period of one year only. We believe that our current comprehensive annual financial report continues to meet the Certificate of Achievement Program’s requirements and we are submitting it to the GFOA to determine its eligibility for another certificate.

The Parish has received the Distinguished Budget Presentation Award from the Government Finance Officers Association of the United States and Canada for the years 2003 through 2021 Annual Operating Budget. In order to qualify for the Distinguished Budget Presentation Award, the Parish’s budget document was judged to be proficient in several categories, including as a policy document, a financial plan, an operations guide, and a communication device.

ACKNOWLEDGMENTS

We wish to express our appreciation to all departments of the Parish who assisted and contributed to the preparation of this report. Special acknowledgment is due to the staff of the Accounting and Information Technology Divisions of the Finance Department and audit staff of Bourgeois Bennett, LLC, whose dedicated efforts resulted in the successful completion of this report.

In addition, we express our appreciation to Parish President Gordon E. Dove and the 2021 Parish Council Members for their interest and support in planning and conducting the financial affairs of the Parish in a responsible and progressive manner during their terms in office.

Respectfully submitted,

A handwritten signature in black ink on a light-colored rectangular background. The signature reads "Kandace M. Mauldin" in a cursive script.

Kandace M. Mauldin, CPA
Chief Financial Officer
Finance Department

Terrebonne Parish Consolidated Government

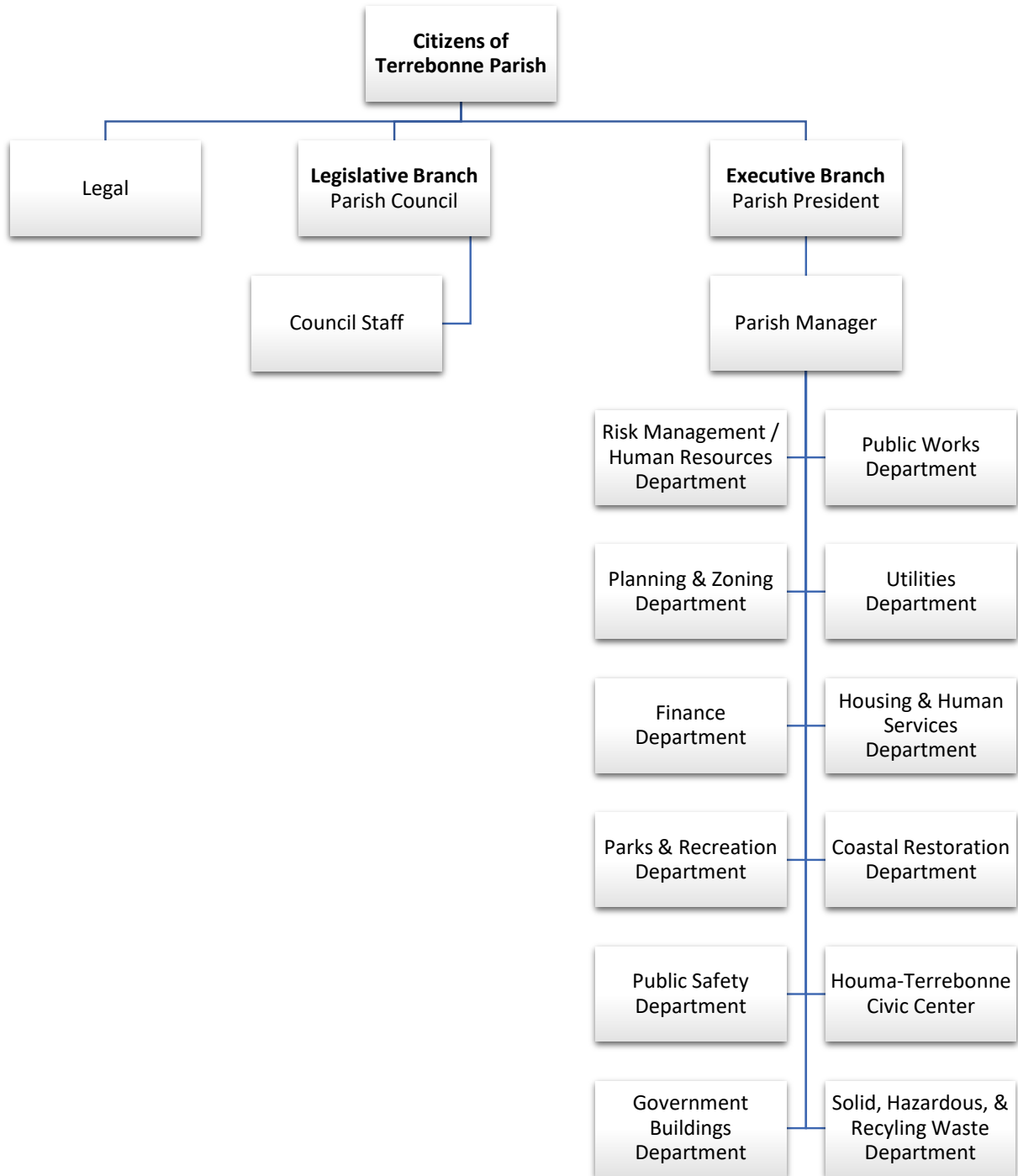
Finance Department

Chief Financial Officer	Kandace M. Mauldin, CPA
Executive Secretary	Ruby LeCompte
Accounting/Comptroller	Kayla Dupre
Information Technology Manager	Ben Smith
Customer Service Manager	Ed Lawson
Purchasing/Warehouse Manager	Angela Guidry

Accounting Division

Comptroller	Kayla Dupre
Accounting Manager	Debbie Bourg
Investment Officer	Melissa Bourgeois
Accounting Supervisor	Rayanna Smith
Accountant I (Contracts)	Felicia Aubert
Accountant I (Budget Assistant)	Rhonda Samanie
Accountant I (Grants)	Jan Theriot
Accountant I (Grants)	Jordan Kelly
Accounting Specialist II (Payroll)	Heather Odom/Skyla Galjour
Accounting Specialist I (Accounts Receivable)	Ava Fontenot
Accounting Specialist I (Accounts Payable)	Skyla Galjour/Kayla LeBouef
Accounting Specialist I (Accounts Payable)	Sarah LeCompte
Accounting Specialist I (Accounts Payable)	Amy Stein/Rowena Darce
Accounting Specialist I (Cash/Investments)	Tammy Foret/Amy Stein
Accounting Specialist I (Grants)	Chantelle Bunch

Terrebonne Parish Consolidated Government





Government Finance Officers Association

Certificate of
Achievement
for Excellence
in Financial
Reporting

Presented to

**Terrebonne Parish Consolidated Government
Louisiana**

For its Annual Comprehensive
Financial Report
For the Fiscal Year Ended

December 31, 2020

Christopher P. Morill

Executive Director/CEO



INDEPENDENT AUDITOR'S REPORT

To the Parish President and the
Terrebonne Parish Council,
Houma, Louisiana.

Opinions

We have audited the accompanying financial statements of the governmental activities, the business-type activities, the aggregate discretely presented component units, each major fund, and the aggregate remaining fund information of the Terrebonne Parish Consolidated Government, State of Louisiana (the Parish) as of and for the year ended December 31, 2021, and the related notes to the financial statements, which collectively comprise the Parish's basic financial statements as listed in the table of contents.

In our opinion, based on our audit and the reports of other auditors, the financial statements referred to above present fairly, in all material respects, the respective financial position of the governmental activities, the business-type activities, the aggregate discretely presented component units, each major fund and the aggregate remaining fund information of the Parish, as of December 31, 2021, and the respective changes in financial position and, where applicable, cash flows thereof and the respective budgetary comparison for the General Fund and the major special revenue funds for the year then ended in accordance with accounting principles generally accepted in the United States of America.

We did not audit the financial statements of the Terrebonne General Medical Center, Houma-Terrebonne Airport Commission, Houma Area Convention and Visitors Bureau, Terrebonne Parish Port Commission, Houma-Terrebonne Regional Planning Commission, Houma-Terrebonne Public Trust Financing Authority, District Attorney of the Thirty-Second Judicial District, Clerk of Court, Assessor, Terrebonne Parish Fire Districts No. 5, 6, 7, 8 and 9, Bayou Cane Fire Protection District, Coteau Fire Protection District, Terrebonne Parish Recreation Districts No. 2/3, 3, 6, 7, and 8, Terrebonne Parish Veterans' Memorial District, Terrebonne Parish Communications District, Firemen's Pension and Relief Fund, Thirty-Second Judicial District Court, Terrebonne Parish Corner and Terrebonne Economic Development Authority which represent 51.21%, 44.83%, and 88.63%, respectively, of the assets, fund balances, and revenues of the aggregate discretely presented component units as of December 31, 2021, and respective changes in financial position, and where applicable, cash flows thereof for the year then ended. In addition, the financial statements of the aforementioned component units represent 100% of the assets, net position, and additions to fiduciary funds. Those financial statements were audited by other auditors whose reports have been furnished to us, and our opinion, insofar as it relates to the amounts included for these entities, is based solely on the reports of the other auditors.

Basis for Opinions

We conducted our audit in accordance with auditing standards generally accepted in the United States of America and the standards applicable to financial audits contained in *Government Auditing Standards*, issued by the Comptroller General of the United States. Our responsibility under those standards are further described in the Auditor's Responsibilities for the Audit of the Financial Statements section of our report. We are required to be independent of the Parish and to meet our other ethical responsibilities, in accordance with relevant ethical requirements related to our audits. We believe that the audit evidence we have obtained is sufficient and appropriate to provide a basis for our audit opinion.

Responsibilities of Management for the Financial Statements

Management is responsible for the preparation and fair presentation of these financial statements in accordance with accounting principles generally accepted in the United States of America; this includes the design, implementation, and maintenance of internal control relevant to the preparation and fair presentation of financial statements that are free from material misstatement, whether due to fraud or error.

In preparing the financial statements, management is required to evaluate whether there are conditions or events, considered in the aggregate, that raise substantial doubt about the Parish's ability to continue as a going concern for twelve months beyond the financial statement date, including any currently known information that may raise substantial doubt shortly thereafter.

Auditor's Responsibilities for the Audit of the Financial Statements

Our objectives are to obtain reasonable assurance about whether the financial statements as a whole are free from material misstatement, whether due to fraud or error, and to issue an auditor's report that includes our opinions. Reasonable assurance is a high level of assurance but is not absolute assurance and therefore is not a guarantee that an audit conducted in accordance with generally accepted auditing standards and Government Auditing Standards will always detect a material misstatement when it exists. The risk of not detecting a material misstatement resulting from fraud is higher than for one resulting from error, as fraud may involve collusion, forgery, intentional omissions, misrepresentations, or the override of internal control. Misstatements are considered material if there is a substantial likelihood that, individually or in the aggregate, they would influence the judgment made by a reasonable user based on the financial statements.

In performing an audit in accordance with generally accepted auditing standards and *Government Auditing Standards*, we:

- Exercise professional judgment and maintain professional skepticism throughout the audit.
- Identify and assess the risks of material misstatement of the financial statements, whether due to fraud or error, and design and perform audit procedures responsive to those risks. Such procedures include examining, on a test basis, evidence regarding the amounts and disclosures in the financial statements.
- Obtain an understanding of internal control relevant to the audit in order to design audit procedures that are appropriate in the circumstances, but not for the purpose of expressing an opinion on the effectiveness of the Parish's internal control. Accordingly, no such opinion is expressed.
- Evaluate the appropriateness of accounting policies used and the reasonableness of significant accounting estimates by management, as well as evaluate the overall presentation of the financial statements.
- Conclude whether, in our judgement, there are conditions or events, considered in the aggregate, that raise substantial doubt about the Parish's ability to continue as a going concern for a reasonable period of time.

We are required to communicate with those charged with governance regarding, among other matters, the planned scope and timing of the audit, significant audit findings, and certain internal control-related matters that we identified during the audit.

Required Supplementary Information

Accounting principles generally accepted in the United States of America require that Management's Discussion and Analysis on pages 4 through 16 and the Schedule of Changes in Parish OPEB Liability and Related Ratios, Schedules of the Parish's Proportionate Share of Net Pension Liability (Asset), Schedules of the Parish's Contributions, Schedule of Changes in the Parish Net Pension Liability and Related Ratios and Schedule of the Parish's Contributions on pages 132 through 140, be presented to supplement the basic financial statements. Such information is the responsibility of management, although not a part of the basic financial statements, is required by the Governmental Accounting Standards Board who considers it to be an essential part of financial reporting for placing the basic financial statements in an appropriate operational, economic, or historical context. We and other auditors have applied certain limited procedures to the required supplementary information in accordance with auditing standards generally accepted in the United States of America, which consisted of inquiries of management about the methods of preparing the information and comparing the information for consistency with management's responses to our inquiries, the basic financial statements, and other knowledge we obtained during our audit of the basic financial statements. We do not express an opinion or provide any assurance on the information because the limited procedures do not provide us with sufficient evidence to express an opinion or provide any assurance.

Supplementary Information

Our audit was conducted for the purpose of forming opinions on the financial statements that collectively comprise the Terrebonne Parish Consolidated Government, Louisiana's basic financial statements. The information contained in Statements A-1 through I is presented for purposes of additional analysis and are not a required part of the basic financial statements. Such information is the responsibility of management and was derived from and relates directly to the underlying accounting and other records used to prepare the basic financial statements. The information has been subjected to the auditing procedures applied in the audit of the basic financial statements and certain additional procedures, including comparing and reconciling such information directly to the underlying accounting and other records used to prepare the basic financial statements or to the basic financial statements themselves, and other additional audit procedures in accordance with auditing standards generally accepted in the United States of America by us and other auditors. In our opinion, based on our audit and the report of other auditors, the combining and individual nonmajor fund financial statements are fairly stated, in all material respects, in relation to the basic financial statements as a whole.

Other Information

Management is responsible for the other information included in the annual report. The other information comprises the introductory and statistical sections but does not include the basic financial statements and our auditor's report thereon. Our opinions on the basic financial statements do not cover the other information, and we do not express an opinion or any form of assurance.

In connection with our audit of the basic financial statements, our responsibility is to read the other information and consider whether a material inconsistency exists between the other information and the basic financial statements, or the other information otherwise appears to be materially misstated. If, based on the work, performed, we conclude that an uncorrected material misstatement of the other information exists, we are required to describe it in our report.

Other Reporting Required by Government Auditing Standards

In accordance with *Government Auditing Standards*, we have also issued our report dated June 29, 2022 on our consideration of the Terrebonne Parish Consolidated Government, Louisiana's internal control over financial reporting and our tests of its compliance with certain provisions of laws, regulations, contracts and grant agreements and other matters. The purpose of that report is to describe the scope of our testing of internal control over financial reporting and compliance and the results of that testing, and not to provide an opinion on the internal control over financial reporting or on compliance. That report is an integral part of an audit performed in accordance with *Government Auditing Standards* in considering the Parish's internal control over financial reporting and compliance.


Certified Public Accountants.

Houma, Louisiana,
June 29, 2022.

TERREBONNE PARISH CONSOLIDATED GOVERNMENT

MANAGEMENT'S DISCUSSION AND ANALYSIS

The Finance Department, Accounting Division is responsible for the overview and analysis of the financial activities of the Terrebonne Parish Consolidated Government (the Parish) for the year ended December 31, 2021. The explanation provided is designed to introduce the financial highlights and offer an overview of our financial statements.

Management's Discussion and Analysis (MD&A) is designed to focus on the current year's activities, resulting changes and facts known to date. This narrative includes a government-wide financial analysis of revenues, expenses, and changes in the net position. Further detail offers our readers a financial analysis of the Parish's funds consisting of the governmental fund types and proprietary funds. We encourage our readers to consider the information presented here in conjunction with additional information that we have furnished in our letter of transmittal, which can be found on pages vii through xviii of this report.

FINANCIAL HIGHLIGHTS

Assets and deferred outflows of resources of the Parish, the primary government, exceeded its liabilities and deferred inflows of resources at the close of the most recent fiscal year by \$545.7 (net position).

The Parish's total net position increased by \$2.6 million during 2021. Governmental activities' net position increased \$8.3 million during 2021. The business-type net position decreased by approximately \$5.7 million in 2021.

At the end of our current fiscal year, the Parish's governmental funds reported combined ending fund balances of \$100.3 million, an decrease of \$8.3 million in comparison with the prior year. Approximately 49.1% of this total fund balance, \$49.2 million, is funds not restricted or committed for special purposes.

At year-end, the amount of the fund balance not restricted or committed for special purposes in the General Fund was \$2.9 million, or 3.2% of total 2021 General Fund expenditures and transfers out.

The Parish was impacted by the global outbreak of the Coronavirus (COVID-19). In 2021, the Parish was allotted \$44.8 million of the Coronavirus State and Local Fiscal Recovery Funds from the U.S. Department of Treasury. These funds can be used support public health emergency with respect to Covid-19, address negative economic impacts caused by the public health emergency, replace lost public sector revenue, provide premium pay for essential workers, and invest in water, sewer, and broadband infrastructure. During 2021, the Parish received \$22.4 million of the allotted amount.

On August 29, 2021, Hurricane Ida made landfall in Southeast Louisiana causing widespread damage. The Parish sustained significant wind damage to various buildings, infrastructure, and equipment. The Parish has an insurance policy and is also receiving funds from Federal Emergency Management Agency (FEMA) for disaster recovery. As of December 31, 2021, the Parish recognized \$60.2 million in hurricane expense, \$6.4 million in insurance reimbursements and \$42.6 million in FEMA reimbursements. The total extent of the costs of repairs and/or construction to Parish property is unknown as are the total amounts to be received from FEMA and insurance.

OVERVIEW OF THE FINANCIAL STATEMENTS

This discussion and analysis is intended to serve as an introduction to the Terrebonne Parish Consolidated Government's basic financial statements. The Terrebonne Parish Consolidated Government's basic financial statement comprise of three components: 1) government-wide financial statements, 2) fund financial statements, and 3) notes to the financial statements. This report also contains supplementary information in addition to the basic financial statements themselves.

Government-Wide Financial Statements

The government-wide financial statements reported in Exhibits 1 and 2 are designed to provide readers with a broad overview of the Terrebonne Parish Consolidated Government's finances, in a manner similar to a private-sector business. The statements combine all governmental funds' current financial resources with capital assets and long-term obligations. Also presented in the government-wide financial statements is a total column for the business-type activities of the primary government. Component units are separate legal governmental entities to which the Parish may be obligated to provide financial assistance and are presented as a separate column in the government-wide statements and as individual activities in Exhibits 18 and 19.

The statement of net position reported in Exhibit 1 presents information on all the Parish's assets, deferred outflows of resources, liabilities and deferred inflows of resources, with the difference reported as net position. Over time, increases or decreases in net position may serve as useful indicator of whether the financial position of the Parish is improving or deteriorating.

The statement of activities reported in Exhibit 2 presents information showing how the government's net position changed during the most recent fiscal year. All changes are reported as soon as the underlying event giving rise to the change occurs, regardless of the timing of the related cash flows. Thus, revenues and expenses are reported in this statement for some items that will only result in cash flows in future fiscal periods. For example, earned but unused vacation leave result in cash flows for future periods. The focus of the statement of activities is on both the gross and net cost of various activities, which are funded by the government's general tax and other revenues. This is intended to summarize information and simplify the user's analysis of cost of various governmental services and/or subsidy to various activities and component units.

The government wide financial statements distinguish functions of the Parish that are principally supported by taxes and intergovernmental revenues (governmental activities) from other functions that are intended to recover all or a significant portion of their costs through user fees and charges (business-type activities). The governmental activities of the Parish include the financial activities of the General Government (parish legislative and administration services, finance, government buildings, engineering, planning/zoning, risk management/human resources, legal); Public Safety (city police, city fire, juvenile detention, adult jail, emergency preparedness and public transit); Streets and Drainage (public works, centralized fleet maintenance, drainage, roads and bridges); Health and Welfare (human services); Culture and Recreation (parks and recreation programs); Education (agricultural center); Urban Redevelopment and Housing; Economic Development and Assistance; and Conservation and Development. The business-type activities of the Parish include an electric generation and distribution system, a natural gas distribution system, a sewerage collection system, a sanitation maintenance system and operations of the Houma-Terrebonne Civic Center.

Fund Financial Statements

A fund is a grouping of related accounts that is used to maintain control over resources that have been segregated for specific activities or objectives. Terrebonne Parish Consolidated Government, like other state and local governments, uses fund accounting to ensure and demonstrate compliance with finance-related legal requirements. All the funds of the Parish can be divided into three categories: governmental funds, proprietary funds and fiduciary funds.

Governmental Funds are used to account for essentially the same functions reported as governmental activities in the government-wide financial statements. The governmental major fund presentation in Exhibits 3 through 12 is presented on a modified accrual basis. This is the manner in which the financial budget is typically developed. Unlike the government-wide financial statements, governmental fund financial statements focus on near-term outflows of spendable resources, as well as on balances of spendable resources available at the end of the fiscal year. Such information may be useful in evaluating a government's current financing requirements. The Parish has presented the following major funds: General Fund, Public Safety Fund, Grant Fund, Road and Bridge Maintenance Fund, Drainage Maintenance Fund, Terrebonne Levee and Conservation District Fund and Capital Projects Fund.

All nonmajor governmental funds are presented in one column, titled Other Governmental Funds. Combining financial statements of the nonmajor funds can be found in Statement A of the Supplementary Information Section that follows the Required Supplementary Information Section of this report.

Proprietary Funds report both enterprise and internal service funds on the fund financial statements. Enterprise funds are used to report the same functions presented as business-type activities in the government-wide financial statement. The intent is that costs of goods or services provided to the general public on a continuing basis be financed primarily through user charges. The Parish uses enterprise funds to account for its Utility System (electric and gas), Sewer System, Sanitation operations and operations of the Houma-Terrebonne Civic Center. The internal service funds are an accounting device used to accumulate and allocate costs internally among the Parish's various functions. The government uses internal service funds to account for the financing of goods or services provided by the Risk Management (self-insurance, group benefits), Human Resources Administration (self-funded employment plan), Centralized Purchasing/Warehouse, Information Systems and Centralized Fleet Maintenance Departments. Because these services predominantly benefit governmental rather than business-type functions, they have been included within the governmental activities section in the government-wide financial statements. Combining statements of the individual internal service funds can be found in Statement C of the Supplementary Information Section following the Required Supplementary Information Section of this report.

Fiduciary Funds are used to account for resources held for the benefit of parties outside the Parish. While these funds represent a custodial responsibility, these assets are restricted in purpose and do not represent discretionary assets of the government. Therefore, these assets are not presented as part of the government-wide financial statements. The basic fiduciary fund financial statements can be found on Exhibits 16 and 17.

While the total column on the business-type fund financial statements for enterprise funds (see Exhibit 13, 14 and 15) is the same as the business-type column at the government-wide financial statement, the governmental major funds total column requires a reconciliation because of the different measurement focus which is reflected on the page following each statement (see Exhibits 4 and 6). The flow of current financial resources reflects bond proceeds and interfund transfers as other financial sources as well as capital expenditures and bond principal payments as expenditures. The reconciliation eliminates these transactions and incorporates the capital assets and long-term obligations into the governmental activities column in the government-wide statements.

Capital Assets

General capital assets include land, construction in progress, improvements to land, easements, buildings, vehicles, machinery and equipment, infrastructure, and all other tangible assets that are used in operations and that exceed the Parish's capitalization threshold explained in Note 1D, Exhibit 20. The Parish has capitalized all general capital assets. All infrastructure projects completed and acquired since year 1980 have been capitalized.

Other Information

Notes to the Financial Statements

The notes provide additional information that is essential to a full understanding of the data provided in the government-wide and fund financial statements. The notes to the financial statements are a required part of the basic financial statements and can be found in Exhibit 20 of this report.

Required Supplementary Information

The required supplementary information presented immediately following the notes to financial statements in Exhibit 21 presents the Schedule of Changes in the OPEB Liability and Related Ratios for the Parish plan. January 1, 2020 was the date of the (OPEB) Plan's latest actuarial valuation. The Schedules of Parish's Proportionate Share of Net Pension Liability (Asset) for the Parish's participation in statewide pension plans are presented in Exhibits 22 through 24 and the Schedules of Parish Contributions for the Parish's participation in statewide pension plans are presented in Exhibits 25 through 27. Exhibits 28 and 29 present the Schedule of Changes in the Parish Net Pension Liability and Related Ratios and the Schedule of Parish Contributions for the Firemen's Pension and Relief Fund.

Supplementary Information

The combining statements referred to earlier in connection with the nonmajor governmental funds are presented immediately following the required supplementary information. Combining and individual fund statements include Statements A-1 through D-2 of the report. Information on capital assets used in the operations of governmental funds is found in Statements E-1 through E-3. Information required by Federal regulations and state laws is presented in Statements F through H. Additional information on capital assets used in the operations of the Utility Fund is reported in Statement I.

Statistical Information

Tables 1 through 22 are included for additional information and analysis and does not constitute a part of the audited financial statements.

Single Audit

The Uniform Guidance auditor reports, findings and schedules are included in a separately issued Single Audit Supplementary Financial Report.

Government-Wide Financial Analysis

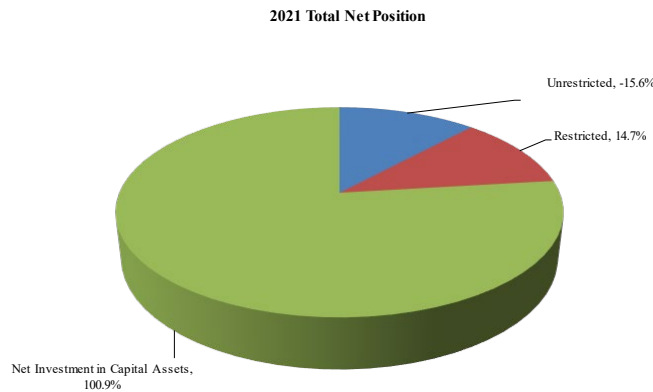
The table below reflects the condensed statement of net position for 2021, with comparative figures from 2020.

Terrebonne Parish Consolidated Government Condensed Statements of Net Position December 31, 2021 and 2020 (in millions)						
	Governmental Activities		Business-Type Activities		Total	
	2021	2020	2021	2020	2021	2020
Assets:						
Current and Other Assets	\$ 232.6	\$ 195.3	\$ 50.7	\$ 54.0	\$ 283.3	\$ 249.3
Restricted Assets	-	0.1	2.5	3.4	2.5	3.5
Capital Assets	480.2	470.7	166.6	168.9	646.8	639.6
Total Assets	<u>712.8</u>	<u>666.1</u>	<u>219.8</u>	<u>226.3</u>	<u>932.6</u>	<u>892.4</u>
Deferred Outflows of Resources	<u>19.8</u>	<u>23.0</u>	<u>69.4</u>	<u>72.8</u>	<u>89.2</u>	<u>95.8</u>
Liabilities:						
Current Liabilities	82.1	43.8	5.6	8.0	87.7	51.8
Long-term Liabilities	211.1	223.9	100.3	101.0	311.4	324.9
Total Liabilities	<u>293.2</u>	<u>267.7</u>	<u>105.9</u>	<u>109.0</u>	<u>399.1</u>	<u>376.7</u>
Deferred Inflows of Resources	<u>63.0</u>	<u>53.3</u>	<u>14.0</u>	<u>15.1</u>	<u>77.0</u>	<u>68.4</u>
Net Position:						
Net Investment in Capital Assets	400.7	386.9	150.0	151.3	550.7	538.2
Restricted	60.0	68.9	20.2	24.9	80.2	93.8
Unrestricted	(84.3)	(87.7)	(0.9)	(1.2)	(85.2)	(88.9)
Total Net Position	<u>\$ 376.4</u>	<u>\$ 368.1</u>	<u>\$ 169.3</u>	<u>\$ 175.0</u>	<u>\$ 545.7</u>	<u>\$ 543.1</u>

For more detailed information see Exhibit I, Statement of Net Position.

Approximately 100.9% of the Parish's total net position as of December 31, 2021, reflects the Parish's net investment in capital assets (land, construction in progress, buildings, infrastructure, machinery and equipment net of accumulated depreciation) less any related outstanding debt used to acquire those assets that is still outstanding. The Parish uses these capital assets to provide services to citizens; consequently, these assets are not available for future spending. Another 14.7% of the government's net position is subject to external restrictions as to their use.

The remaining unrestricted net position resulted in a deficit of \$85.2 million following the recognition of long-term obligations for the other postemployment benefits, \$72.3 million.



The table below provides a summary of the changes in net position for the year ended December 31, 2021, with comparative figures from 2020:

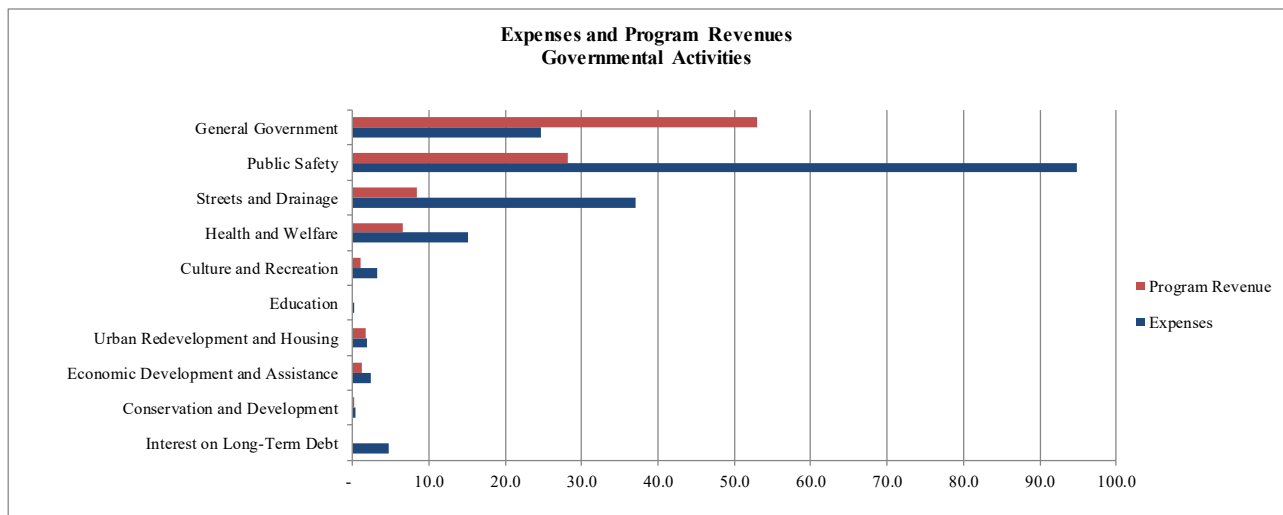
Terrebonne Parish Consolidated Government
Condensed Statements of Changes in Net Position
December 31, 2021 and 2020
(in millions)

	Governmental Activities		Business-Type Activities		Total	
	2021	2020	2021	2020	2021	2020
Revenues:						
Program Revenue:						
Charges for Services	\$ 10.3	\$ 11.1	\$ 57.0	\$ 49.1	\$ 67.3	\$ 60.2
Operating Grants and Contributions	81.7	39.1	0.6	0.2	82.3	39.3
Capital Grants and Contributions	8.4	7.2	0.6		9.0	7.2
General Revenues:						
Property Taxes	30.1	36.4	11.4	11.1	41.5	47.5
Sales Taxes	45.3	38.0			45.3	38.0
Other Taxes	1.8	2.0	0.4	0.3	2.2	2.3
Grants and Contributions not restricted to Specific Programs	5.4	5.6			5.4	5.6
Other	8.2	2.0		0.5	8.2	2.5
Total Revenues	191.2	141.4	70.0	61.2	261.2	202.6
Expenses:						
General Government	24.7	23.8			24.7	23.8
Public Safety	94.8	51.1			94.8	51.1
Streets and Drainage	37.1	35.3			37.1	35.3
Health and Welfare	15.1	12.5			15.1	12.5
Culture and Recreation	3.2	2.0			3.2	2.0
Education	0.1	0.1			0.1	0.1
Urban Redevelopment and Housing	1.9	1.9			1.9	1.9
Economic Development and Assistance	2.4	2.9			2.4	2.9
Conservation and Development	0.3	0.4			0.3	0.4
Interest on Long-Term Debt	4.7	4.8			4.7	4.8
Electric and Gas			42.7	36.8	42.7	36.8
Sewerage			12.1	11.8	12.1	11.8
Sanitation			17.4	16.0	17.4	16.0
Civic Center			2.1	2.2	2.1	2.2
Total Expenses	184.3	134.8	74.3	66.8	258.6	201.6
Increase (Decrease) in Net Position Before Transfers	6.9	6.6	(4.3)	(5.6)	2.6	1.0
Transfers	1.4	3.5	(1.4)	(3.5)	-	-
Increase (Decrease) in Net Position	8.3	10.1	(5.7)	(9.1)	2.6	1.0
Net Position, January 1	368.1	358.0	175.0	184.1	543.1	542.1
Net position, December 31	\$ 376.4	\$ 368.1	\$ 169.3	\$ 175.0	\$ 545.7	\$ 543.1

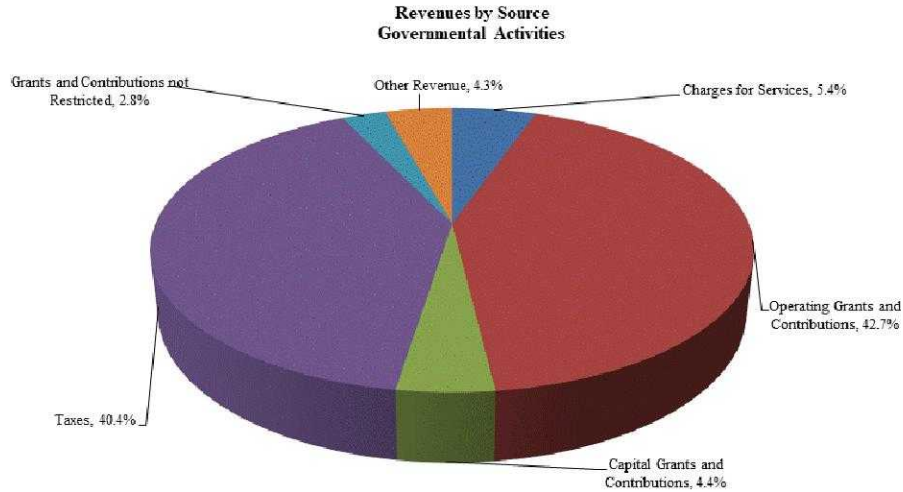
The government’s net position increased by \$2.6 million during the current fiscal year.

Governmental Activities net position increased \$8.3 million in 2021, a decrease of \$1.8 million from 2020, primarily due to the items listed below:

1. A net increase in total revenues of \$49.8 million, represented largely by a change in the following areas:
 - Operating grants and contributions, net increase of \$42.6 million. In 2021, the Parish recognized \$22.4 million in Coronavirus State and Local Fiscal Recovery Funds from the American Rescue Plan to mitigate the COVID-19 outbreak. Also in 2021, the Parish recognized \$42.6 million in FEMA reimbursements from Hurricane Ida. During 2020, the Parish was approved for \$20.7 million from the Coronavirus Relief Fund for eligible and qualified reimbursements because of the COVID-19 outbreak.
 - Capital grants and contributions, net increase of \$1.2 million. The Parish received several grants for non-recurring projects from FEMA, Restore Act, Statewide Flood Control, and DOTD, \$5.6 million in 2021 and 3.3 million in 2020.
 - In 2021 the following increases and decreases occurred
 - Total property tax collections decreased by \$6.3 million.
 - Sales tax collections increased by \$7.3 million.
2. Net increase in expenses of \$49.5 million, the majority represented by changes in the following:
 - The Parish recognized \$17.9 million in depreciation expense during the year ended December 31, 2021, which was a net increase of \$1.6 million from 2020 (\$0.2 million General Government; \$1.4 million Streets and Drainage).
 - Public Safety, \$43.7 million net increase. In 2021, the Parish had \$60.2 million in expenses related to damages and debris pick up from Hurricane Ida. The Parish had \$17.5 million in expenses related to the COVID-19 outbreak.
 - Health and Welfare, \$2.6 million net increase. The Parish granted money to the Terrebonne Council on Aging in 2021 for \$2.0 million and none in 2020. In 2021 the Parish granted Terrebonne ARC \$5.5 million, which is a decrease of \$0.5 million from 2020.



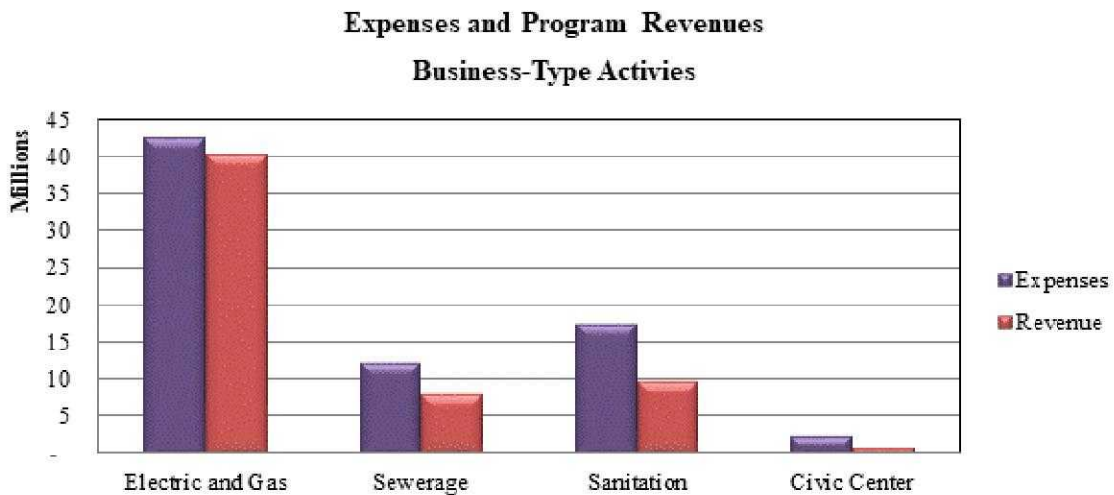
As shown on the following page, 40.4% of the revenues generated by Governmental Activities are taxes, made up primarily of property and sales taxes. Grants represent 49.9% of the total revenue source for Governmental Activities.



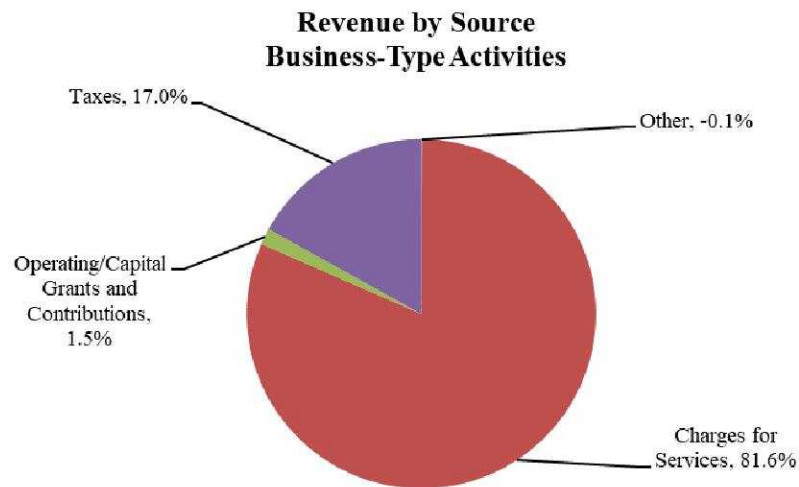
Business-Type Activities decreased by approximately \$16.0 million in 2021 for program revenues and operating expenses, compared to a decrease of \$17.6 million for 2020. The primary reasons for the changes in activities were as follows:

- Electric and Gas, \$2.4 million net decrease in activities, compared to \$3.3 million decrease in 2020. The decrease is due to the increase in energy purchases.
- Sewerage, \$4.2 million net decrease in activities, compared to \$4.4 million decrease in 2020. The change is due to amortization of \$3.1 million in 2021 for the asset retirement obligation.
- Sanitation Maintenance, \$7.9 million net decrease in activities, compared to \$8.0 million decrease in 2020. The decrease is due to the vegetation department being transferred to Sanitation causing an increase in expenses.
- Civic Center, \$1.5 million net decrease in activities, compared to \$1.9 million decrease in 2020. The net decrease is due to the decrease in facility rentals in 2021 because of the ongoing COVID-19 pandemic. The Civic Center did receive a Shuttered Venue Grant in 2021 to help offset the decrease in rentals.

The following graph compares program income to the operating expenses of each activity. See Exhibit 2 for a detail of the activity.



The chart below breaks down the business activities revenue by source:



Financial Analysis of the Government's Funds

Governmental Funds: The focus of the Parish's governmental funds is to provide information on near-term inflows, outflows, and balances of spendable resources. Such information is useful in assessing the Parish's financing requirement. In particular, unassigned fund balance may serve as a useful measure of a government's net resources available for spending at the end of the fiscal year.

The combined fund balances of the Parish's governmental funds at December 31, 2021 were \$100.3 million as compared to \$108.6 million at January 1, 2021, a decrease of \$8.3 million. Approximately 50.8% of total fund balance represents restricted amounts that can be spent only for specific purposes; 0.1% is committed; 50.3% is assigned; and -1.2% is unassigned. Each of these classifications is defined in Note 1D, Exhibit 20.

The General Fund is the chief operating fund of the Parish, with a \$3.0 million fund balance at the end of 2021 compared to \$13.4 million in 2020. The net decrease of \$10.4 million is due to an increase in total revenues, expenditures, other financing sources and other financing uses. The increase in revenues (\$26.1 million) is largely due to the FEMA reimbursement from Hurricane Ida and the increase in sales and use tax collections (\$1.5 million). Expenditures increased due to the Hurricane Ida recovery expenditures (\$60.2 million). Other financing sources increased because of the insurance reimbursements from Hurricane Ida (\$6.4 million). Other financing uses had an increase in transfers out other funds within the Parish (\$3.1 million).

Major funds represented by the Public Safety Fund (Police and Fire within the city limits of Houma), Grant Fund, Road and Bridge Maintenance Fund, Drainage Maintenance Fund, Terrebonne Levee and Conservation District Fund and Capital Projects Fund had a combined net increase in their fund balances of \$4.1 million. The net increase includes a \$5.1 million increase in the Grant Fund which is because of multi-year grants awarded during 2021 and the increase in the road and bridge fund of \$1.4 million. This increase is due to increase in revenues and decrease in other services and charges in 2021. The Capital Projects fund recognized a decrease in \$3.4 million because of multi-year projects that result in fluctuating fund balances depending on the level of construction in progress.

Proprietary Funds: The Parish's proprietary funds provide the same type of information found in the government-wide financial statements, but in more detail.

Unrestricted net position of the Utilities Fund at December 31, 2021 reflected a balance of \$1.1 million. This fund is used to account for electricity and gas services to certain areas of the Parish. This fund is self-supporting from charges for service revenues. This fund encompasses all operations associated with electric generation and

distribution and gas distribution. Net investment in capital assets of the Utility Fund, at the end of the current fiscal year totaled \$51.6 million.

The Sewerage Fund of the Parish had unrestricted net position of \$1.8 million at December 31, 2021. This fund encompasses all assets associated with sewerage operations, maintenance, and capital improvements held by the Parish. Net investment in capital assets of the Sewerage Fund at the end of the current fiscal year totaled \$75.3 million.

The Sanitation Maintenance Fund had unrestricted net position of \$17.3 million. The net investment in capital assets at the end of current fiscal year totaled \$14.4 million. The non-operating revenues include user fees supplemented by an ad valorem tax. Fund revenue includes \$2.0 million of property tax assessed for pay-as-you-go construction and the repayment of limited liability bonds for major liquid waste projects in the future. The remaining property tax revenue, \$9.4 million is assessed to supplement operations

The Civic Center Fund had \$8.7 million of net investments in capital assets. A general fund supplement totaling \$1.0 million in 2021 was required for the operations and maintenance of the facility in addition to the revenues generated by sales and service charges.

General Fund Budgetary Highlights

The difference between the original General Fund budget and the final amended budget was \$44.7 million revenue increase; \$49.2 million expenditure increase and \$2.7 million and \$0.6 million increase in transfers from other funds and transfers to other funds, respectively.

During the year, budget amendments were prepared increasing revenues for FEMA Reimbursements for Hurricane Ida (\$44.0 million) and expenditures for Hurricane Ida (\$44.0 million). Operating transfer in were also amended (\$2.3 million) to recognize transfer from Grant Fund, Terrebonne Juvenile Detention Fund, Public Safety Fund and Utilities Fund. These transfers into General Fund were because of the separate funds receiving some additional funding from the American Rescue Plan.

Material differences between actual results and final budgeted amounts in the General Fund were primarily related to the following:

- \$1.6 million increase in sales and use tax collections.
- \$13.2 million increase in public safety expenditures for additional Hurricane Ida recovery work.
- \$6.4 million increase in other financing sources for insurance proceeds from Hurricane Ida.

Capital Asset and Debt Administration

Capital Assets: The Terrebonne Parish Consolidated Government's net investment in capital assets for its governmental and business type activities as of December 31, 2021, amounts to \$646.8 million (net of \$452.4 million in accumulated depreciation). This investment in capital assets includes land, construction in progress, buildings and system improvements, machinery and equipment, gas and electric utility systems, Civic Center, landfill, sewer system facilities, roads, highways, bridges, and drainage systems, consisting of street and drainage projects accepted into the Parish maintenance system. The net increase in the Parish's net capital assets for the current fiscal year was \$7.2 million as compared to the beginning net capital assets. There was a 2.0% net increase for governmental activities capital assets and 1.4% net decrease for business-type activities capital assets.

Major capital asset events during the current fiscal year included the following completed projects:

- Montegut Levee, \$0.2 million
- Enterprise Marine Portable Pump, \$0.2 million
- Industrial Pump, \$0.6 million
- Elevators at Administrative Building, \$1.1 million
- Petit Caillou Drainage Project, \$10.1 million
- Petit Caillou Lock Structure, \$9.4 million

- Chacahoula/Gibson Drainage Project, \$.2 million
- Country Drive Widening, \$8.1 million
- Nelo St. Paving, \$0.3 million
- Whiskey Island Sand Retention, \$0.2 million

In addition, the capitalization of major projects still in progress at the end of the year included the following:

- Bayou Country Sports Complex, \$4.7 million
- Lashbrook Pump Station, \$3.0 million
- Systems Channel Project 1-1B Forced Drainage, Various phases, \$4.9 million
- 1-1A Forced Drainage, \$4.3 million
- Bayou Black Pump Station, \$14.4 million
- Bayou Terrebonne Pump Station, \$2.4 million
- Valhi Drainage with sluice gates, \$4.1 million
- Bayou Terrebonne Lock System, \$10.0 million
- Elliot Jones Pump Station, \$2.8 million
- Hollywood Road (south) 4-lane, \$24.4 million

	Governmental Activities		Business-Type Activities		Total	
	2021	2020	2021	2020	2021	2020
Land	\$ 7.0	\$ 6.6	\$ 3.8	\$ 3.7	\$ 10.8	\$ 10.3
Buildings	54.5	55.6			54.5	55.6
Infrastructure	314.5	294.7			314.5	294.7
Machinery and Equipment	15.9	14.3	3.5	3.4	19.4	17.7
Electric System and Buildings			33.8	34.0	33.8	34.0
Gas Distributions System and Buildings			13.6	12.7	13.6	12.7
Sewer System and Buildings			79.8	82.1	79.8	82.1
Landfill Buildings and Improvements			8.8	8.5	8.8	8.5
Civic Center Buildings and Equipment			7.5	7.9	7.5	7.9
Construction in Progress	88.3	99.5	15.8	16.6	104.1	116.1
Total	\$ 480.2	\$ 470.7	\$ 166.6	\$ 168.9	\$ 646.8	\$ 639.6

Additional information on the Parish's capital assets can be found in Note 8, Exhibit 20 of this report.

Long-term Debt: At the end of the current fiscal year, the Parish had total bonded debt outstanding of \$145.0 million compared to the prior year of \$152.7 million, which is reflected on the next page

Terrebonne Parish Consolidated Government
Summary of Outstanding Debt at Year-End
December 31, 2021 and 2020
(in millions)

	Governmental Activities		Business-Type Activities		Total	
	2021	2020	2021	2020	2021	2020
Public Improvement	\$ 105.0	\$ 109.5			\$ 105.0	\$ 109.5
General Obligation	7.5	8.7			7.5	8.7
Limited Tax Bonds	2.1	2.2	\$ 6.7	\$ 6.8	8.8	9.0
GOMESA Bonds	13.8	14.7			13.8	14.7
Revenue Bonds			9.9	10.8	9.9	10.8
Total	<u>\$ 128.4</u>	<u>\$ 135.1</u>	<u>\$ 16.6</u>	<u>\$ 17.6</u>	<u>\$ 145.0</u>	<u>\$ 152.7</u>

Additional information on the Parish's long-term debt can be found in Note 10, Exhibit 20 of this report.

Public improvement bonds are funded by the net collections of sales and use taxes levied by the Parish. New bonds cannot be issued if the highest future year's principal and interest payment will exceed 75% of the anticipated revenues of the tax securing the bonds for the year the bonds are sold. Debt service due within one year for Public Improvement Bonds is \$4.3 million, which is 33.2% of the budgeted 2022 Capital Improvement Sales Tax and Morganza to the Gulf Hurricane Protection Sales Tax revenues.

The Parish's general obligation bond debt may not exceed 10% of the assessed value of all property of the Parish for any one purpose. These bonds are secured by unlimited ad valorem taxation. The assessed value of the Parish for 2021 was \$1.2 billion, making the debt limit for 2021 at \$118.0 million. The Parish has issued and outstanding four general obligation bond issues totaling \$7.5 million, which is within 6.4% of the debt limit.

The Parish had \$8.8 million of limited tax bonds outstanding at December 31, 2021. Governmental activities limited tax bonds, \$2.1 million, are secured by a special ad valorem tax of 3.03 mills (1.51 mills in the City of Houma), subject to adjustments every four years for reassessment.

As of December 31, 2021, the Parish bonds are rated by major rating services as follows:

	Underlying Ratings	Insured Ratings
	Standard and Poor's	Standard and Poor's
Public Improvement Bonds:		
2008 Public Improvement Bonds		AA-
2011 Public Improvement Bonds		AA-
2011 Public Improvement Bonds, Morganza Levee	A	AA
2013 Public Improvement Bonds		AA-
2014 Limited Tax Bonds		AA
2015 Public Improvement Refunding Bonds		AA-
2018 A & B Public Improvement Bonds, Morganza Levee	A	AA
2018 Public Improvement Drainage	AA-	AA
2020 Public Improvement		AA-
General Obligation:		
2008 Sewerage	AA	AA
2015 Road/Drainage/Sewerage Refunding Bonds	AA	AA

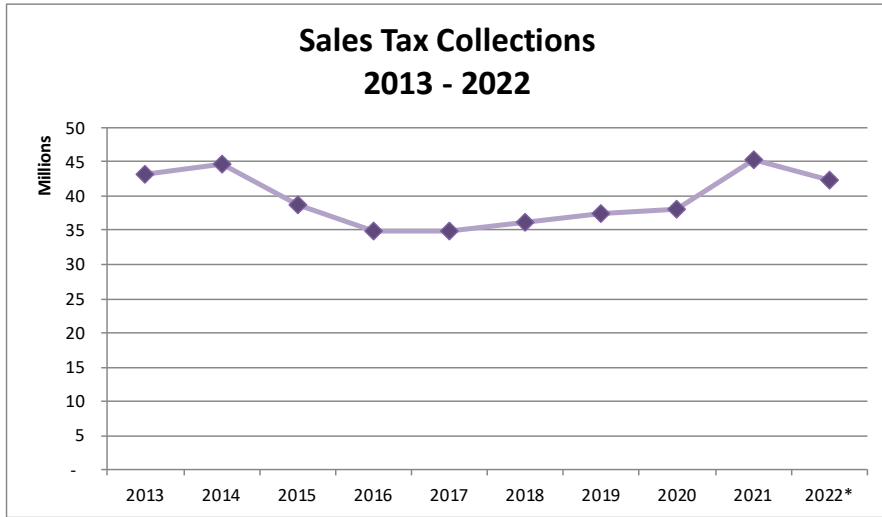
Note: Limited Tax Bonds, GOMESA Bonds and Revenue Bonds are not rated.

Economic Factors and Next Year’s Budget and Rates

Sales Taxes: The Parish enjoyed a steady flow of sales tax collections through 2014. However, beginning in 2015 the Parish had started to see signs of a downward trend due to the decline in the offshore oil and gas industry, which continued in 2017. In 2018 the Parish started to see the revenues steadying and in 2019 and 2020 saw a slight increase in collections. In 2021 the Parish experienced an increase in Sales Tax collections because of increased economic activity after Hurricane Ida and COVID-19 pandemic. For the 2022 Budget, the Parish budgeted sales tax revenue consistent with the 2021 projections at the time the budget was prepared. Below is the past history of the sales tax collections and estimates for 2022.

Sales Tax Collections	
Year	Collections
2013	43,267,880
2014	44,756,816
2015	38,623,468
2016	34,810,158
2017	34,950,737
2018	36,248,137
2019	37,356,920
2020	37,990,464
2021	45,297,718
2022*	42,413,022

*Estimated collections for 2022

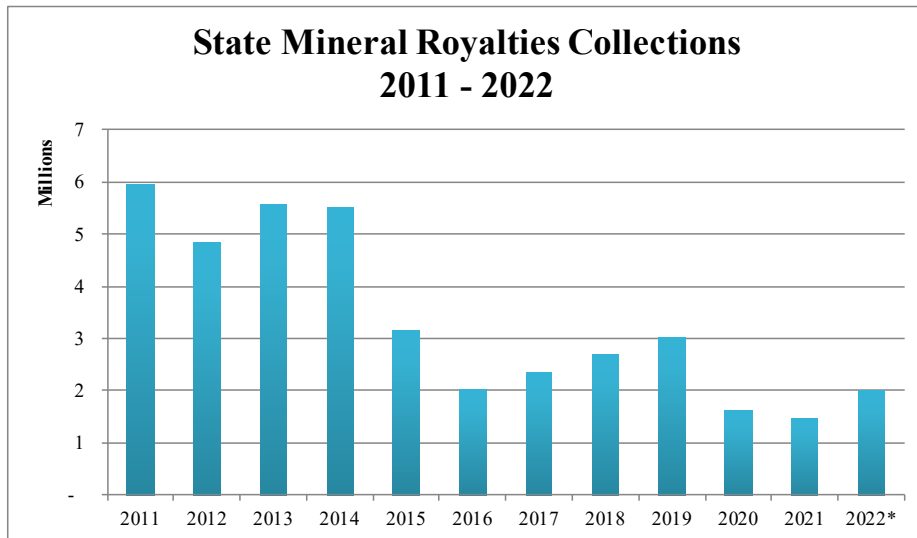


State Mineral Royalties: It has been the practice of Terrebonne Parish to use a portion of State Mineral Royalties for recurring operations and excess funds for non-recurring or special projects. The collections depend on the price of oil, production volume and the number of wells, which have all been heavily influenced by various hurricanes, oil spills and government regulations. Over the last ten years, the Parish has collected as high as \$5.9 million and as low as \$1.5 million which was in 2021 because of the downward trend in the oil and gas industry. With the decline in the offshore oil and gas industry, the Parish cautiously monitors the current oil and gas market.

Below is a past history of the State Mineral Royalty collections and estimates for 2022.

State Mineral Royalties	
Year	Collections
2011	5,940,899
2012	4,835,883
2013	5,583,113
2014	5,519,760
2015	3,153,303
2016	2,022,458
2017	2,340,528
2018	2,701,695
2019	3,021,730
2020	1,622,470
2021	1,483,685
2022*	2,000,000

*Estimated collections for 2022



General property taxes were expected to continue the modest growth experienced in the last several years. In 2022, the Parish budgeted the Parishwide collections 5% below 2021 because of the potential impact of Hurricane Ida. The special districts vary in growth depending on the area. The total Parish wide collections for 2022 are estimated to be \$35.9 million.

Property is regularly reassessed every four years, with 2020 the most recent year of regular reassessment. The state can mandate a parish to perform a reassessment in any year between the regular reassessments. Property subject to taxation is assessed as a percentage of its fair market value. Residential properties and all land are assessed at 10%, other property and electric cooperative properties, excluding land, are assessed at 15%, and public service properties, excluding land, are assessed at 25% of fair market value. The assessor completes the current year tax roll after the budget is submitted to the Council for approval with adjustments other than nominal made during the year.

Video Poker Proceeds: Video Poker revenue began in 1993 and has steadily grown from the first year collections of \$332,000 to the collections in 2021 of \$2.6 million. For 2022, the Parish has budgeted \$2.2 million and will continue to watch the monthly collections. Excess collections will be budgeted after assurance of collections and used in 2022 Budget Year.

Labor: The 2021 unemployment rate for Terrebonne Parish averaged 5.75% compared to 7.75% in 2020.

Requests for Information

This financial report is designed to provide a general overview of the Terrebonne Parish Consolidated Government's finances for all those with an interest in the government's finances. Questions concerning any of the information provided in this report or requests for additional financial information should be addressed to the Finance Department, Chief Financial Officer, P. O. Box 2768, Houma, La. 70361. General information relating to the Parish can be found at the Parish website, www.tpcg.org.

BASIC FINANCIAL STATEMENTS

STATEMENT OF NET POSITION

Terrebonne Parish Consolidated Government

December 31, 2021

	Primary Government		Total	Component Units
	Governmental Activities	Business-type Activities		
Assets				
Cash and cash equivalents	\$ 70,558,823	\$ 20,146,243	\$ 90,705,066	\$ 233,679,812
Investments	37,653,946	8,897,866	46,551,812	192,473,719
Receivables	47,222,637	15,647,566	62,870,203	55,584,017
Internal balances	(603,278)	603,278	-	
Due from primary government				3,462
Due from other governments	68,591,453	2,563,751	71,155,204	11,711,764
Inventories	3,301,709	17,515	3,319,224	8,523,841
Other assets	977,931	964,476	1,942,407	147,432,025
Restricted assets:				
Cash and cash equivalents	40,237	1,464,088	1,504,325	10,970,201
Investments		986,810	986,810	
Receivables		3,327	3,327	
Investment in joint venture		514,411	514,411	
Net pension asset	4,840,798	1,328,860	6,169,658	2,083,539
Capital assets:				
Non-depreciable	95,340,191	19,702,599	115,042,790	41,919,132
Depreciable, net	384,856,169	146,895,799	531,751,968	930,898,317
Total assets	712,780,616	219,736,589	932,517,205	1,635,279,829
Deferred Outflows of Resources				
Deferred refunding on bonds	3,177,890		3,177,890	10,160,130
Pension	6,910,614	749,132	7,659,746	8,082,917
Other postemployment benefit obligations	9,695,482	1,627,893	11,323,375	7,766,666
Asset retirement obligation		67,023,549	67,023,549	
Total deferred outflow of resources	19,783,986	69,400,574	89,184,560	26,009,713
Liabilities				
Accounts payable and other current liabilities	59,716,344	4,425,445	64,141,789	255,153,352
Accrued interest payable	1,245,264		1,245,264	
Due to other governments	11,262,517	112,571	11,375,088	686,170
Due to component units	3,462		3,462	
Grant advancement	9,790,468		9,790,468	
Liabilities payable from restricted assets	37,913	1,089,866	1,127,779	
Non-current liabilities:				
Due within one year	7,771,368	1,925,724	9,697,092	16,052,830
Due in more than one year	203,334,719	98,345,228	301,679,947	250,906,425
Total liabilities	293,162,055	105,898,834	399,060,889	522,798,777
Deferred Inflows of Resources				
Ad valorem	35,989,832	10,207,969	46,197,801	25,298,497
Deferred refunding on bonds				3,803,000
Grants	95,050		95,050	
Special assessments	1,761		1,761	
Insurance proceeds				530,326
Pensions	13,527,008	1,557,367	15,084,375	8,760,933
Other postemployment benefit obligation	13,366,260	2,185,597	15,551,857	11,295,185
Total deferred inflow of resources	62,979,911	13,950,933	76,930,844	49,687,941

	Primary Government			Component Units
	Governmental Activities	Business-type Activities	Total	
Net Position				
Net investment in capital assets	\$ 400,725,000	\$ 150,006,876	\$ 550,731,876	\$ 761,960,701
Restricted for:				
General government	206,608		206,608	
Streets and drainage	8,697,585		8,697,585	
Capital projects	16,798,182		16,798,182	9,181,884
Debt service	13,207,264		13,207,264	10,556,181
Health and welfare	16,035,849		16,035,849	
Economic development and assistance	117,135		117,135	
Urban redevelopment and assistance	2,495,206		2,495,206	
Culture and recreation	2,484,871		2,484,871	
Utilities		1,111,195	1,111,195	
Sewerage		1,796,852	1,796,852	
Sanitation		17,251,873	17,251,873	
Other purposes				7,781,247
Unrestricted	(84,345,064)	(879,400)	(85,224,464)	299,322,811
Total net position	<u>\$ 376,422,636</u>	<u>\$ 169,287,396</u>	<u>\$ 545,710,032</u>	<u>\$ 1,088,802,824</u>

See notes to financial statements.

STATEMENT OF ACTIVITIES

Terrebonne Parish Consolidated Government

For the year ended December 31, 2021

		Program Revenue		
	Expenses	Charges for Services	Operating Grants and Contributions	Capital Grants and Contributions
Primary Government:				
Governmental activities:				
General government	\$ 24,642,113	\$ 8,317,328	\$ 44,496,003	\$ 139,799
Public safety	94,779,257	1,856,385	26,376,831	
Streets and drainage	37,136,655	7,813	997,211	7,350,244
Health and welfare	15,140,924		6,617,997	
Culture and recreation	3,184,368	101,165	260,563	695,291
Education	53,267			
Urban redevelopment and housing	1,913,813		1,755,614	
Economic development and assistance	2,391,810		1,169,038	
Conservation and development	261,763			222,202
Interest and issuance costs on long-term debt	4,723,734			
	<hr/>	<hr/>	<hr/>	<hr/>
Total governmental activities	184,227,704	10,282,691	81,673,257	8,407,536
Business-type activities:				
Electric & Gas	42,499,827	40,092,959		
Sewerage	12,141,748	7,376,480		550,204
Sanitation	17,428,025	9,285,408	282,620	
Civic Center	2,093,492	261,275	283,272	
	<hr/>	<hr/>	<hr/>	<hr/>
Total business-type activities	74,163,092	57,016,122	565,892	550,204
	<hr/>	<hr/>	<hr/>	<hr/>
Total primary government	\$ 258,390,796	\$ 67,298,813	\$ 82,239,149	\$ 8,957,740
Component Units:				
General government	\$ 2,729,748	\$ 944,763	\$ 321,997	
Judicial services	13,604,654	7,750,151	6,037,227	
Public safety	44,735,475	2,470,809	20,086,151	\$ 47,469
Health and welfare services	361,999,688	350,013,467	1,565,108	358,857
Culture and recreation	14,327,954	367,813	312,942	
Economic development and assistance	10,776,501		5,227,897	2,532,812
Utilities	15,917,909	18,201,144		490,895
	<hr/>	<hr/>	<hr/>	<hr/>
Total component units	\$ 464,091,929	\$ 379,748,147	\$ 33,551,322	\$ 3,430,033

General revenues:

Taxes:
Property
Sales and use
Franchise
Occupancy
Grants and contributions not restricted to specific programs
Unrestricted investment earnings
Insurance Proceeds
Miscellaneous
Transfers (to) from other funds

Total general revenues and transfers

Change in net position

Net position - beginning

Net position - ending

See notes to financial statements.

Net (Expense) Revenue and Changes in Net Position			
Primary Government			Component Units
Governmental Activities	Business-type Activities	Total	
\$ 28,311,017		\$ 28,311,017	
(66,546,041)		(66,546,041)	
(28,781,387)		(28,781,387)	
(8,522,927)		(8,522,927)	
(2,127,349)		(2,127,349)	
(53,267)		(53,267)	
(158,199)		(158,199)	
(1,222,772)		(1,222,772)	
(39,561)		(39,561)	
(4,723,734)		(4,723,734)	
<u>(83,864,220)</u>		<u>(83,864,220)</u>	
	\$ (2,406,868)	(2,406,868)	
	(4,215,064)	(4,215,064)	
	(7,859,997)	(7,859,997)	
	(1,548,945)	(1,548,945)	
	<u>(16,030,874)</u>	<u>(16,030,874)</u>	
<u>(83,864,220)</u>	<u>(16,030,874)</u>	<u>(99,895,094)</u>	
			\$ (1,462,988)
			182,724
			(22,131,046)
			(10,062,256)
			(13,647,199)
			(3,015,792)
			<u>2,774,130</u>
			<u>(47,362,427)</u>
30,090,306	11,446,968	41,537,274	28,467,515
45,297,718		45,297,718	19,157,025
1,233,632		1,233,632	1,824,832
558,746	421,321	980,067	
5,410,034		5,410,034	8,525,778
165,477	(49,593)	115,884	2,496,225
6,426,186		6,426,186	
1,640,253		1,640,253	26,688,754
1,417,376	(1,417,376)	-	
<u>92,239,728</u>	<u>10,401,320</u>	<u>102,641,048</u>	<u>87,160,129</u>
8,375,508	(5,629,554)	2,745,954	39,797,702
<u>368,047,128</u>	<u>174,916,950</u>	<u>542,964,078</u>	<u>1,049,005,122</u>
<u>\$ 376,422,636</u>	<u>\$ 169,287,396</u>	<u>\$ 545,710,032</u>	<u>\$ 1,088,802,824</u>

BALANCE SHEET
GOVERNMENTAL FUNDS

Terrebonne Parish Consolidated Government

December 31, 2021

	<u>General Fund</u>	<u>Public Safety Fund</u>	<u>Grant Fund</u>	<u>Road and Bridge Maintenance Fund</u>
Assets				
Cash and cash equivalents		\$ 2,148,852	\$ 8,777,879	\$ 2,218,336
Investments	\$ 1,926,395			112,810
Receivable (net, where applicable of allowances for uncollectible):				
Taxes	2,454,717	3,812,251		
Accounts	3,034,138	7,227	105,280	234
Other	117			
Economic loans			11,693,215	
Due from other funds	28,959,330	658,504	7,681,584	251,305
Due from other governmental units	42,804,666	4,511,077	3,948,494	2,127,260
Other assets	3,631			40
Restricted assets:				
Cash and cash equivalents			40,237	
Total assets	<u>\$ 79,182,994</u>	<u>\$ 11,137,911</u>	<u>\$ 32,246,689</u>	<u>\$ 4,709,985</u>
Liabilities				
Accounts payable and accrued expenditures	\$ 33,193,913	\$ 609,364	\$ 1,711,551	\$ 463,972
Liability for work completed on contracts	595,755		69,452	
Grant advancements	165,711		11,839,384	
Due to other funds	28,971,120	1,932,838	9,688,776	500,834
Due to other governmental units	10,493,605	310,122	203,546	23,015
Payable from restricted assets:				
Tenants' escrow accounts			37,913	
Total liabilities	<u>73,420,104</u>	<u>2,852,324</u>	<u>23,550,622</u>	<u>987,821</u>
Deferred inflow of resources				
Ad valorem	2,774,677	4,251,188		
Grants			95,050	
Special Assessments				
Total deferred inflow of resources	<u>2,774,677</u>	<u>4,251,188</u>	<u>95,050</u>	
Fund Balances				
Restricted for:				
Broadmoor trees	59,168			
Grants			7,806,355	
Road and bridge				1,416,776
Drainage				
Capital projects				
Levee and conservation				
Debt service				
Other special purposes				
Committed for:				
Other special purposes				
Assigned for:				
Subsequent year's expenditures	3,327,460			
Drainage				
Parish prisoners	716,482			
Non-district recreation	38,137			
Coastal restoration	17,583			
Public safety		4,034,399		
Capital projects				
Grants			794,662	
Road and bridge				2,305,388
Other special purposes				
Unassigned	<u>(1,170,617)</u>			
Total fund balances	<u>2,988,213</u>	<u>4,034,399</u>	<u>8,601,017</u>	<u>3,722,164</u>
Total liabilities, deferred inflows and fund balances	<u>\$ 79,182,994</u>	<u>\$ 11,137,911</u>	<u>\$ 32,246,689</u>	<u>\$ 4,709,985</u>

See notes to financial statements.

Drainage Maintenance Fund	Terrebonne Levee & Conservation District Fund	Capital Projects Fund	Other Governmental Funds	Total Governmental Funds
\$ 1,395,539	\$ 369,044	\$ 18,514,470	\$ 24,572,908	\$ 57,997,028
4,573,413	930,839	14,757,519	12,245,986	34,546,962
6,471,849			19,144,229	31,883,046
8,311		49,883	19,079	3,224,152
			62,855	62,972
35,108		7,973,257	262,088	11,693,215
2,516,996	1,481,310	5,775,855	5,204,762	45,821,176
				68,370,420
				3,671
				40,237
<u>\$ 15,001,216</u>	<u>\$ 2,781,193</u>	<u>\$ 47,070,984</u>	<u>\$ 61,511,907</u>	<u>\$ 253,642,879</u>
\$ 1,122,148		\$ 2,752,887	\$ 677,668	\$ 40,531,503
		1,394,947	26,892	2,087,046
1,471,023	\$ 30,327	7,419,574	1,430,845	12,005,095
31,766		1,554	115,375	51,445,337
				11,178,983
				37,913
<u>2,624,937</u>	<u>30,327</u>	<u>11,568,962</u>	<u>2,250,780</u>	<u>117,285,877</u>
7,320,660			21,643,307	35,989,832
				95,050
			1,761	1,761
<u>7,320,660</u>			<u>21,645,068</u>	<u>36,086,643</u>
				59,168
				7,806,355
				1,416,776
321,115		8,590,904		321,115
	2,750,866			8,590,904
				2,750,866
			10,585,053	10,585,053
			19,399,940	19,399,940
			101,165	101,165
				3,327,460
4,734,504				4,734,504
				716,482
				38,137
				17,583
				4,034,399
		26,911,118		26,911,118
				794,662
				2,305,388
			7,529,901	7,529,901
				(1,170,617)
<u>5,055,619</u>	<u>2,750,866</u>	<u>35,502,022</u>	<u>37,616,059</u>	<u>100,270,359</u>
<u>\$ 15,001,216</u>	<u>\$ 2,781,193</u>	<u>\$ 47,070,984</u>	<u>\$ 61,511,907</u>	<u>\$ 253,642,879</u>



**RECONCILIATION OF THE GOVERNMENTAL FUNDS BALANCE SHEET
TO THE STATEMENT OF NET POSITION**

Terrebonne Parish Consolidated Government

December 31, 2021

Fund Balances - Governmental Funds		\$ 100,270,359
Amounts reported for governmental activities in the statement of net position are different because:		
Capital assets used in governmental activities are not financial resources and, therefore, are not reported in the governmental funds.		
Governmental capital assets	\$ 708,695,582	
Accumulated depreciation	<u>(229,030,100)</u>	479,665,482
Deferred outflow of resources used in governmental activities are not financial resources and not reported in governmental funds.		
Pensions	6,608,583	
Other postemployment benefit obligation	8,685,707	
Deferred amount of refunding	<u>3,177,890</u>	18,472,180
Other assets used in governmental activities are not financial resources and, therefore, are not reported in governmental funds		
Accrued interest receivable	85,339	
Net pension asset	<u>4,308,560</u>	4,393,899
Unearned revenues represent future collections of revolving loan fund receivables that will be accounted for as increases in net position in the government-wide financial statements.		
		2,214,627
Long-term liabilities, including bonds payable, are not due and payable in the current period and therefore are not reported in the governmental funds.		
Compensated absences payable	(1,483,362)	
Bonds payable	(128,502,854)	
Capital lease	(311,307)	
Deferred bond premium/deferred bond discount	(5,267,371)	
Net pension liability	(11,790,555)	
Other postemployment benefit obligations	(58,939,180)	
Accrued interest payable	<u>(1,245,264)</u>	(207,539,893)
Deferred inflows of resources are not due and payable in the current period and are not reported in governmental funds		
Pensions	(12,885,540)	
Other postemployment benefit obligation	<u>(12,290,077)</u>	(25,175,617)
Internal service funds are used by management to charge the costs of certain activities, such as insurance and purchasing functions, to individual funds. The assets and liabilities of certain internal service funds are included in governmental activities in the statement of net position.		
		<u>4,121,599</u>
Net Position of Governmental Activities		<u>\$ 376,422,636</u>

See notes to financial statements.

STATEMENT OF REVENUES, EXPENDITURES AND CHANGES IN FUND BALANCES
GOVERNMENTAL FUNDS

Terrebonne Parish Consolidated Government

For the year ended December 31, 2021

	General Fund	Public Safety Fund	Grant Fund	Road and Bridge Maintenance Fund
Revenues				
Taxes	\$ 13,184,063	\$ 13,581,932		\$ 6,794,216
Licenses and permits	2,408,751	1,137,983		
Intergovernmental	48,607,370	885,347	\$ 34,908,606	
Charges for services	277,902		75,649	
Fines and forfeitures	501,220	79,252		
Miscellaneous	488,369	211,431	419,205	(14,217)
	65,467,675	15,895,945	35,403,460	6,779,999
Total revenues				
Expenditures				
Current:				
General government	13,366,998	662,275		
Public safety	66,675,518	18,951,751	3,784,788	
Streets and drainage	102,765			5,919,594
Health and welfare	93,464		6,672,496	
Culture and recreation	475,175			
Education	53,267			
Urban redevelopment and housing			1,913,813	
Conservation and development	249,749			
Economic development and assistance	1,157,302		1,211,383	
Debt service:				
Principal retirement				
Interest and fiscal charges				
Capital outlay	651,501	573,703	2,030,201	1,161,458
Intergovernmental				
	82,825,739	20,187,729	15,612,681	7,081,052
Total expenditures				
Excess (deficiency) of revenues over expenditures	(17,358,064)	(4,291,784)	19,790,779	(301,053)
Other Financing Sources (Uses)				
Transfers in	9,235,466	5,244,062	612,247	1,703,612
Transfers out	(9,007,880)	(785,667)	(15,265,265)	
Insurance proceeds	6,426,186			
Proceeds of capital lease		311,307		
Proceeds of capital asset dispositions	316,275	560		5,400
	6,970,047	4,770,262	(14,653,018)	1,709,012
Total other financing sources (uses)				
Net Change in Fund Balances	(10,388,017)	478,478	5,137,761	1,407,959
Fund Balances				
Beginning of year	13,376,230	3,555,921	3,463,256	2,314,205
End of year	\$ 2,988,213	\$ 4,034,399	\$ 8,601,017	\$ 3,722,164

See notes to financial statements.

Drainage Maintenance Fund	Terrebonne Levee & Conservation District Fund	Capital Projects Fund	Other Governmental Funds	Total Governmental Funds
\$ 14,255,581	\$ 6,794,216		\$ 22,215,615	\$ 76,825,623
184,205		\$ 6,737,607	3,325,121	3,546,734
7,813			330,824	94,648,256
			2,415,899	692,188
8,241	(22,126)	(190,685)	419,560	2,996,371
<u>14,455,840</u>	<u>6,772,090</u>	<u>6,546,922</u>	<u>28,707,019</u>	<u>180,028,950</u>
387,022		38,260	5,905,141	20,359,696
	2,699,101		2,633,496	94,744,654
12,337,023		1,074,879	3,314,348	22,748,609
			8,343,395	15,109,355
		105	2,178,633	2,653,913
				53,267
				1,913,813
				249,749
				2,368,685
			6,525,000	6,525,000
			4,450,468	4,450,468
2,007,301		18,598,110	802,356	25,824,630
		124,290		124,290
<u>14,731,346</u>	<u>2,699,101</u>	<u>19,835,644</u>	<u>34,152,837</u>	<u>197,126,129</u>
(275,506)	4,072,989	(13,288,722)	(5,445,818)	(17,097,179)
400,000	225,000	12,714,903	11,581,940	41,717,230
(313,000)	(3,640,109)	(2,829,793)	(8,158,140)	(39,999,854)
				6,426,186
				311,307
1,325		37,200		360,760
<u>88,325</u>	<u>(3,415,109)</u>	<u>9,922,310</u>	<u>3,423,800</u>	<u>8,815,629</u>
(187,181)	657,880	(3,366,412)	(2,022,018)	(8,281,550)
<u>5,242,800</u>	<u>2,092,986</u>	<u>38,868,434</u>	<u>39,638,077</u>	<u>108,551,909</u>
<u>\$ 5,055,619</u>	<u>\$ 2,750,866</u>	<u>\$ 35,502,022</u>	<u>\$ 37,616,059</u>	<u>\$ 100,270,359</u>



**RECONCILIATION OF THE STATEMENT OF REVENUES,
EXPENDITURES AND CHANGES IN FUND BALANCES OF
GOVERNMENTAL FUNDS TO THE STATEMENT OF ACTIVITIES**

Terrebonne Parish Consolidated Government

For the year ended December 31, 2021

Net Change in Fund Balance - Total Governmental Funds \$ (8,281,550)

Amounts reported for governmental activities in the statement of activities are different because:

Governmental funds report capital outlays as expenditures. However, in the statement of activities, the cost of those assets is allocated over their estimated useful lives and reported as depreciation expense.

Capital outlay	\$ 25,824,630	
Depreciation expense	<u>(17,898,698)</u>	7,925,932

The net effect of various miscellaneous transactions involving capital assets, such as sales, trade-ins and donations, is to increase net assets.

Donated capital assets	1,777,058	
Other	<u>(56,878)</u>	1,720,180

Some revenues reported in the statement of activities do not provide current financial resources and therefore are not reported as revenues in the governmental funds.

Decrease in accrued interest revenue		(4,740)
--------------------------------------	--	---------

Revolving loan transactions are reported as revenue and expenditures in the governmental funds.

In the government-wide financial statements, these transactions are accounted for as increases/ decreases in net position.		(27,306)
---	--	----------

The issuance of long-term debt provides current financial resources to governmental funds, while the repayment of the principal of long-term debt consumes the current financial resources of governmental funds. Neither transaction, however has any effect on net position. Also, governmental funds report the effect of premiums, discounts and similar items when debt is first when debt is issued, whereas these amounts are deferred and amortized in the statement of activities.

Principal payments	6,525,000	
Capital lease proceeds	<u>(311,307)</u>	6,213,693

Some expenses reported in the statement of activities do not require the use of current financial resources and, therefore, are not reported as expenditures in the governmental funds.

Amortization of bond (discounts) premium	538,083	
Amortization of deferred amounts on refundings	(561,037)	
Increase in accrued interest expense	(250,312)	
Pension credits	3,360,216	
Other postemployment benefits obligations	(414,327)	
Increase in compensated absences payables	<u>(128,201)</u>	2,544,422

Internal service funds are used by management to charge the costs of certain activities, such as insurance, human resources, purchasing, information systems and fleet maintenance to individual funds. The net revenue (expense) of the internal service funds is reported with governmental activities.

(1,715,123)

Change in Net Position of Governmental Activities

\$ 8,375,508

See notes to financial statements.

**STATEMENT OF REVENUES, EXPENDITURES AND CHANGES IN FUND BALANCES - BUDGET AND ACTUAL
GENERAL FUND**

Exhibit 7

Terrebonne Parish Consolidated Government

For the year ended December 31, 2021

	Budgeted Amounts		Actual	Variance with Final Budget Positive (Negative)
	Original	Final		
Revenues				
Taxes:				
Ad valorem	\$ 2,732,294	\$ 2,732,294	\$ 2,779,004	\$ 46,710
Franchise	1,375,000	1,375,000	1,233,632	(141,368)
Sales and use	7,561,000	7,561,000	9,171,427	1,610,427
	<u>11,668,294</u>	<u>11,668,294</u>	<u>13,184,063</u>	<u>1,515,769</u>
Licenses and permits:				
Insurance licenses	722,000	722,000	655,108	(66,892)
Occupational licenses	1,118,845	1,118,845	1,115,821	(3,024)
Beer and liquor permits	46,450	46,450	47,408	958
Building permits	504,000	504,000	474,373	(29,627)
Plumbing permits	6,000	6,000	5,375	(625)
Electric permits	98,000	98,000	75,375	(22,625)
Parade permits	1,950	1,950		(1,950)
Other	35,530	35,530	35,291	(239)
	<u>2,532,775</u>	<u>2,532,775</u>	<u>2,408,751</u>	<u>(124,024)</u>
Intergovernmental:				
Federal Government:				
FEMA reimbursement		44,011,215	42,581,369	(1,429,846)
Local Government Assistance Program		27,734	27,733	(1)
Dept of Natural Resources	30,913	30,913	30,913	
Office of Emergency Preparedness	5,000	53,012	48,012	(5,000)
State of Louisiana:				
Supplemental pay	87,600	87,600	61,148	(26,452)
Mineral royalties	2,002,000	2,002,000	1,483,685	(518,315)
Severance taxes	850,000	850,000	1,095,236	245,236
Revenue sharing	60,000	60,000	65,396	5,396
State beer tax	120,000	120,000	121,545	1,545
Hotel/motel tax		226,274	137,425	(88,849)
Video draw poker	2,200,000	2,200,000	2,584,828	384,828
Other		183,347		(183,347)
Local Government:				
Terrebonne Parish Sheriff	667,676	667,676	370,080	(297,596)
	<u>6,023,189</u>	<u>50,519,771</u>	<u>48,607,370</u>	<u>(1,912,401)</u>
Charges for services:				
Grass cutting fees	75,000	75,000	52,030	(22,970)
Sale of miscellaneous services and items	3,500	3,500	5,586	2,086
Animal shelter fees	80,000	80,000	55,216	(24,784)
Waterlife museum fees	5,900	5,900	1,534	(4,366)
Charges for services	123,000	123,000	108,906	(14,094)
Other	31,700	41,080	54,630	13,550
	<u>319,100</u>	<u>328,480</u>	<u>277,902</u>	<u>(50,578)</u>
Fines and forfeitures:				
Criminal court fees	61,000	61,000	51,071	(9,929)
Commissions on garnishments	190,000	190,000	157,976	(32,024)
Court fines	403,800	403,800	292,173	(111,627)
	<u>654,800</u>	<u>654,800</u>	<u>501,220</u>	<u>(153,580)</u>
Miscellaneous:				
Investment earnings	65,155	65,155	13,725	(51,430)
Rent	183,509	183,509	197,012	13,503
Other	36,500	223,434	277,632	54,198
	<u>285,164</u>	<u>472,098</u>	<u>488,369</u>	<u>16,271</u>
Total revenues	<u>21,483,322</u>	<u>66,176,218</u>	<u>65,467,675</u>	<u>(708,543)</u>

See notes to financial statements.

**STATEMENT OF REVENUES, EXPENDITURES AND CHANGES IN FUND BALANCES - BUDGET AND ACTUAL
GENERAL FUND**

Terrebonne Parish Consolidated Government

For the year ended December 31, 2021

	Budgeted Amounts		Actual	Variance with Final Budget Positive (Negative)
	Original	Final		
Expenditures				
Current:				
GENERAL GOVERNMENT				
Legislative				
Parish Council:				
Personal services	\$ 291,374	\$ 291,374	\$ 267,392	\$ 23,982
Supplies and materials	19,380	19,380	16,498	2,882
Other services and charges	52,712	52,712	24,509	28,203
Repairs and maintenance	2,700	2,700	3,976	(1,276)
Allocated expenditures - services performed for other departments	(288,950)	(288,950)	(250,818)	(38,132)
	77,216	77,216	61,557	15,659
Council Clerk:				
Personal services	289,653	289,653	265,507	24,146
Supplies and materials	10,550	10,550	5,510	5,040
Other services and charges	20,587	20,587	15,930	4,657
Repairs and maintenance	650	650		650
Allocated expenditures - services performed for other departments	(264,659)	(264,659)	(230,522)	(34,137)
	56,781	56,781	56,425	356
Legislative - Other:				
Other services and charges	277,269	362,437	299,467	62,970
Allocated expenditures - services performed for other departments	(227,614)	(227,614)	(240,454)	12,840
	49,655	134,823	59,013	75,810
Total Legislative	183,652	268,820	176,995	91,825
Judicial				
City Court:				
Personal services	847,810	847,810	831,920	15,890
Other services and charges	46,274	46,274	43,851	2,423
	894,084	894,084	875,771	18,313
District Court:				
Personal services	579,033	579,033	563,040	15,993
Supplies and materials	135,000	135,000	121,322	13,678
Other services and charges	112,579	112,579	87,882	24,697
Repairs and maintenance	1,000	1,000		1,000
	827,612	827,612	772,244	55,368

See notes to financial statements.

**STATEMENT OF REVENUES, EXPENDITURES AND CHANGES IN FUND BALANCES - BUDGET AND ACTUAL
GENERAL FUND**

Terrebonne Parish Consolidated Government

For the year ended December 31, 2021

	Budgeted Amounts		Actual	Variance with Final Budget Positive (Negative)
	Original	Final		
Expenditures (Continued):				
Current (Continued):				
GENERAL GOVERNMENT (Continued):				
Judicial (Continued):				
District Attorney:				
Personal services	\$ 863,605	\$ 880,684	\$ 805,040	\$ 75,644
Other services and charges	23,378	23,378	23,378	
	<u>886,983</u>	<u>904,062</u>	<u>828,418</u>	<u>75,644</u>
Clerk of Court:				
Supplies and materials	85,000	107,500	104,072	3,428
Other services and charges	81,000	81,000	80,003	997
	<u>166,000</u>	<u>188,500</u>	<u>184,075</u>	<u>4,425</u>
Ward Courts:				
Personal services	456,087	456,087	389,784	66,303
Other services and charges	26,515	26,515	18,487	8,028
	<u>482,602</u>	<u>482,602</u>	<u>408,271</u>	<u>74,331</u>
City Marshal:				
Personal services	796,205	791,696	727,311	64,385
Supplies and materials	27,600	26,337	19,734	6,603
Other services and charges	84,669	85,044	86,685	(1,641)
Repairs and maintenance	11,500	11,897	7,494	4,403
Allocated expenditures for services performed by other departments	9,552	9,552	10,009	(457)
	<u>929,526</u>	<u>924,526</u>	<u>851,233</u>	<u>73,293</u>
Judicial - Other:				
Other services and charges	65,000	65,000	64,251	749
	<u>4,251,807</u>	<u>4,286,386</u>	<u>3,984,263</u>	<u>302,123</u>
Executive				
Personal services	783,427	783,427	775,718	7,709
Supplies and materials	17,720	17,720	14,750	2,970
Other services and charges	194,559	194,559	138,095	56,464
Repairs and maintenance	1,500	1,500	420	1,080
Allocated expenditures - services performed for other departments	(817,262)	(817,262)	(744,403)	(72,859)
	<u>179,944</u>	<u>179,944</u>	<u>184,580</u>	<u>(4,636)</u>
Elections				
Personal services	153,818	153,818	143,650	10,168
Supplies and materials	5,000	5,000	3,652	1,348
Other services and charges	36,399	36,399	20,835	15,564
	<u>195,217</u>	<u>195,217</u>	<u>168,137</u>	<u>27,080</u>

See notes to financial statements.

STATEMENT OF REVENUES, EXPENDITURES AND CHANGES IN FUND BALANCES - BUDGET AND ACTUAL
GENERAL FUND

Exhibit 7
(Continued)

Terrebonne Parish Consolidated Government

For the year ended December 31, 2021

	Budgeted Amounts		Actual	Variance with Final Budget Positive (Negative)
	Original	Final		
Expenditures (Continued):				
Current (continued):				
GENERAL GOVERNMENT (Continued):				
General and Financial Administration				
Finance:				
Personal services	\$ 1,005,583	\$ 1,005,583	\$ 948,736	\$ 56,847
Supplies and materials	32,080	32,080	29,851	2,229
Other services and charges	49,304	49,304	48,780	524
Repairs and maintenance	4,300	4,300	3,557	743
Allocated expenditures - services performed for other departments	(661,055)	(661,055)	(654,649)	(6,406)
	<u>430,212</u>	<u>430,212</u>	<u>376,275</u>	<u>53,937</u>
Customer Service:				
Personal services	803,078	801,478	761,307	40,171
Supplies and materials	78,370	82,790	68,942	13,848
Other services and charges	604,636	600,136	537,572	62,564
Repairs and maintenance	8,300	8,300	5,096	3,204
Allocated expenditures - services performed for other departments	(1,479,690)	(1,479,690)	(1,359,963)	(119,727)
	<u>14,694</u>	<u>13,014</u>	<u>12,954</u>	<u>60</u>
Legal Services:				
Other services and charges	648,199	648,199	792,701	(144,502)
Total General and Financial Administration	<u>1,093,105</u>	<u>1,091,425</u>	<u>1,181,930</u>	<u>(90,505)</u>
General				
Planning and Zoning:				
Personal services	1,662,069	1,665,452	1,633,314	32,138
Supplies and materials	88,800	104,350	101,242	3,108
Other services and charges	512,186	500,536	449,658	50,878
Repairs and maintenance	5,400	13,322	11,232	2,090
	<u>2,268,455</u>	<u>2,283,660</u>	<u>2,195,446</u>	<u>88,214</u>
Government Buildings:				
Personal services	649,228	649,228	643,417	5,811
Supplies and materials	33,790	33,790	36,530	(2,740)
Other services and charges	1,343,071	1,197,617	1,196,727	890
Repairs and maintenance	249,417	389,417	370,413	19,004
	<u>2,275,506</u>	<u>2,270,052</u>	<u>2,247,087</u>	<u>22,965</u>
Janitorial Services:				
Personal services	9,601	9,601	9,601	
Supplies and materials	22,300	22,300	18,245	4,055
Other services and charges	255,772	255,772	246,159	9,613
	<u>287,673</u>	<u>287,673</u>	<u>274,005</u>	<u>13,668</u>

See notes to financial statements.

**STATEMENT OF REVENUES, EXPENDITURES AND CHANGES IN FUND BALANCES - BUDGET AND ACTUAL
GENERAL FUND**

Terrebonne Parish Consolidated Government

For the year ended December 31, 2021

	Budgeted Amounts		Actual	Variance with Final Budget Positive (Negative)
	Original	Final		
Expenditures (Continued):				
Current (continued):				
GENERAL GOVERNMENT (Continued):				
General (continued):				
Animal Shelter:				
Personal services	\$ 848,200	\$ 838,606	\$ 851,715	\$ (13,109)
Supplies and materials	158,050	188,780	200,877	(12,097)
Other services and charges	343,835	445,532	323,829	121,703
Repairs and maintenance	12,150	44,150	36,105	8,045
	<u>1,362,235</u>	<u>1,517,068</u>	<u>1,412,526</u>	<u>104,542</u>
General - Other:				
Other services and charges	1,369,717	1,369,717	1,543,127	(173,410)
Repairs and Maintenance	(1,500)	(1,500)	(1,098)	(402)
	<u>1,368,217</u>	<u>1,368,217</u>	<u>1,542,029</u>	<u>(173,812)</u>
Total General	<u>7,562,086</u>	<u>7,726,670</u>	<u>7,671,093</u>	<u>55,577</u>
Total General Government	<u>13,465,811</u>	<u>13,748,462</u>	<u>13,366,998</u>	<u>381,464</u>
PUBLIC SAFETY				
Coroner:				
Other services and charges	<u>740,120</u>	<u>740,120</u>	<u>740,120</u>	
Emergency Preparedness:				
Personal services	202,853	202,853	489,504	(286,651)
Supplies and materials	78,400	126,149	68,883	57,266
Other services and charges	416,897	423,797	400,499	23,298
Repairs and maintenance	17,200	19,400	472,162	(452,762)
Hurricane Ida		47,011,215	60,231,248	(13,220,033)
	<u>715,350</u>	<u>47,783,414</u>	<u>61,662,296</u>	<u>(13,878,882)</u>
Parish Prisoners:				
Personal services	1,179,106	1,179,106	1,120,285	58,821
Supplies and materials	441,606	425,979	285,625	140,354
Other services and charges	3,077,934	3,080,591	2,649,602	430,989
Repairs and maintenance	184,203	193,203	167,717	25,486
Allocated expenditures for services performed by other departments	<u>53,637</u>	<u>53,637</u>	<u>49,873</u>	<u>3,764</u>
	<u>4,936,486</u>	<u>4,932,516</u>	<u>4,273,102</u>	<u>659,414</u>
Total Public Safety	<u>6,391,956</u>	<u>53,456,050</u>	<u>66,675,518</u>	<u>(13,219,468)</u>
STREETS AND DRAINAGE				
Service Center Administration:				
Personal services	549,718	584,027	564,144	19,883
Supplies and materials	39,000	39,000	16,642	22,358
Other services and charges	174,888	174,888	103,645	71,243
Repairs and maintenance	26,700	26,700	3,238	23,462
Allocated expenditures - services performed for other departments	<u>(611,517)</u>	<u>(611,517)</u>	<u>(584,904)</u>	<u>(26,613)</u>
	<u>178,789</u>	<u>213,098</u>	<u>102,765</u>	<u>110,333</u>
Total Streets and Drainage	<u>178,789</u>	<u>213,098</u>	<u>102,765</u>	<u>110,333</u>
HEALTH AND WELFARE				
Other services and charges	<u>101,784</u>	<u>101,784</u>	<u>93,464</u>	<u>8,320</u>

See notes to financial statements.

**STATEMENT OF REVENUES, EXPENDITURES AND CHANGES IN FUND BALANCES - BUDGET AND ACTUAL
GENERAL FUND**

Terrebonne Parish Consolidated Government

For the year ended December 31, 2021

	Budgeted Amounts		Actual	Variance with Final Budget Positive (Negative)
	Original	Final		
Expenditures (Continued):				
Current (continued):				
CULTURE AND RECREATION				
Waterlife Museum:				
Personal services	\$ 65,339	\$ 65,339	\$ 56,557	\$ 8,782
Supplies and materials	2,100	2,100	624	1,476
Other services and charges	33,515	33,515	28,765	4,750
Repairs and maintenance	8,000	8,000	640	7,360
	<u>108,954</u>	<u>108,954</u>	<u>86,586</u>	<u>22,368</u>
Non-District Recreation:				
Personal services	121,336	134,795	125,150	9,645
Supplies and materials	15,800	18,550	3,846	14,704
Other services and charges	249,748	263,348	184,336	79,012
Repairs and maintenance	31,250	62,250	33,016	29,234
Allocated expenditures for services performed by other departments	<u>39,700</u>	<u>39,700</u>	<u>42,241</u>	<u>(2,541)</u>
	<u>457,834</u>	<u>518,643</u>	<u>388,589</u>	<u>130,054</u>
Total Culture and Recreation	<u>566,788</u>	<u>627,597</u>	<u>475,175</u>	<u>152,422</u>
EDUCATION				
Other services and charges	<u>75,512</u>	<u>75,512</u>	<u>53,267</u>	<u>22,245</u>
CONSERVATION AND DEVELOPMENT				
Office of Coastal Restoration:				
Personal services	213,644	213,644	225,360	(11,716)
Supplies and materials	3,007	3,007	1,062	1,945
Other services and charges	38,524	38,524	21,561	16,963
Repairs and maintenance	1,035	1,035	834	201
Allocated expenditures for services performed by other departments	<u>1,268</u>	<u>1,268</u>	<u>932</u>	<u>336</u>
Total Conservation and Development	<u>257,478</u>	<u>257,478</u>	<u>249,749</u>	<u>7,729</u>
ECONOMIC DEVELOPMENT AND ASSISTANCE				
Economic Development - other:				
Personal services		39,718	22,857	16,861
Supplies and materials		99,636	33,804	65,832
Other services and charges	712,235	1,017,447	772,836	244,611
Repairs and maintenance		<u>54,053</u>	<u>17,919</u>	<u>36,134</u>
	<u>712,235</u>	<u>1,210,854</u>	<u>847,416</u>	<u>363,438</u>
Housing and Human Services:				
Personal services	214,547	221,134	270,747	(49,613)
Supplies and materials	11,600	11,360	10,292	1,068
Other services and charges	39,368	76,904	36,609	40,295
Repairs and maintenance	<u>(2,530)</u>	<u>(1,910)</u>	<u>(7,762)</u>	<u>5,852</u>
	<u>262,985</u>	<u>307,488</u>	<u>309,886</u>	<u>(2,398)</u>
Total Economic Development and Assistance	<u>975,220</u>	<u>1,518,342</u>	<u>1,157,302</u>	<u>361,040</u>
Capital Outlay	<u>40,000</u>	<u>1,227,712</u>	<u>651,501</u>	<u>576,211</u>
Total expenditures by function	<u>22,053,338</u>	<u>71,226,035</u>	<u>82,825,739</u>	<u>(11,599,704)</u>
Deficiency of revenues over expenditures	<u>(570,016)</u>	<u>(5,049,817)</u>	<u>(17,358,064)</u>	<u>(12,308,247)</u>

See notes to financial statements.

**STATEMENT OF REVENUES, EXPENDITURES AND CHANGES IN FUND BALANCES - BUDGET AND ACTUAL
GENERAL FUND**

Terrebonne Parish Consolidated Government

For the year ended December 31, 2021

	Budgeted Amounts		Actual	Variance with Final Budget Positive (Negative)
	Original	Final		
Other Financing Sources (Uses)				
Transfers in:				
Grant Fund		\$ 1,227,951	\$ 1,227,951	
Terrebonne Juvenile Detention Fund		100,000	100,000	
Public Safety Fund		750,000	750,000	
Drainage Tax Fund	\$ 95,000	95,000	95,000	
Parishwide Recreation Fund	204,138	263,247	263,247	
Criminal Court Fund		250,000	250,000	
Utilities Fund	3,969,246	3,969,246	3,969,246	
Sanitation Maintenance Fund	1,395,323	1,395,323	1,395,323	
Group Health Insurance Fund	500,000	500,000	500,000	
Capital Project Fund	369,699	684,699	684,699	
Insurance proceeds			6,426,186	\$ 6,426,186
Proceeds of capital asset dispositions			316,275	316,275
Total transfers in	<u>6,533,406</u>	<u>9,235,466</u>	<u>15,977,927</u>	<u>6,742,461</u>
Transfers out:				
Public Safety Fund	(2,916,147)	(2,916,147)	(2,916,147)	
Grant Fund	(612,247)	(612,247)	(612,247)	
Road and Bridge Maintenance Fund	(523,000)	(753,000)	(753,000)	
Capital Projects Fund		(345,000)	(345,000)	
Terrebonne Juvenile Detention Fund	(1,089,553)	(1,089,553)	(1,089,553)	
Criminal Court Fund	(2,305,018)	(2,305,018)	(2,305,018)	
Civic Center Fund	(986,915)	(986,915)	(986,915)	
Total transfers out	<u>(8,432,880)</u>	<u>(9,007,880)</u>	<u>(9,007,880)</u>	
Total other financing sources (uses)	<u>(1,899,474)</u>	<u>227,586</u>	<u>6,970,047</u>	<u>6,742,461</u>
Net Change in Fund Balances	(2,469,490)	(4,822,231)	(10,388,017)	(5,565,786)
Fund Balance				
Beginning of year	<u>13,138,814</u>	<u>13,376,230</u>	<u>13,376,230</u>	
End of year	<u>\$ 10,669,324</u>	<u>\$ 8,553,999</u>	<u>\$ 2,988,213</u>	<u>\$ (5,565,786)</u>

See notes to financial statements.

**STATEMENT OF REVENUES, EXPENDITURES AND CHANGES IN FUND BALANCES - BUDGET AND ACTUAL
PUBLIC SAFETY FUND**

Terrebonne Parish Consolidated Government

For the year ended December 31, 2021

	Budgeted Amounts		Actual	Variance with Final Budget Positive (Negative)
	Original	Final		
Revenues				
Taxes:				
Ad valorem	\$ 4,402,112	\$ 4,402,112	\$ 4,619,859	\$ 217,747
Sales and use	7,340,406	7,340,406	8,949,427	1,609,021
Other	14,000	14,000	12,646	(1,354)
Licenses and permits:				
Insurance licenses	815,000	815,000	904,606	89,606
Occupational licenses	257,000	257,000	208,694	(48,306)
Beer and liquor permits	26,325	26,325	24,683	(1,642)
Intergovernmental:				
Federal Government:				
LHSC Year Long Program		81,585	43,260	(38,325)
US Marshal Equitable Share			12,824	12,824
State of Louisiana:				
Local government assistance program		14,168	40,516	26,348
Supplemental pay	738,000	738,000	657,438	(80,562)
Fire insurance tax	131,579	131,579	131,309	(270)
Fines and forfeitures - court fines	88,500	88,500	79,252	(9,248)
Miscellaneous:				
Interest earned	10,000	10,000	1,517	(8,483)
Other	114,500	196,150	209,914	13,764
Total revenues	<u>13,937,422</u>	<u>14,114,825</u>	<u>15,895,945</u>	<u>1,781,120</u>
Expenditures				
Current:				
General government:				
General - other:				
Other services and charges	217,235	217,235	222,082	(4,847)
Ad valorem tax deductions	408,199	408,199	417,450	(9,251)
Ad valorem tax adjustment	61,305	61,305	22,743	38,562
Total general government	<u>686,739</u>	<u>686,739</u>	<u>662,275</u>	<u>24,464</u>
Public safety:				
Police:				
Personal services	8,550,157	9,372,268	9,757,948	(385,680)
Supplies and materials	313,301	315,801	268,358	47,443
Other services and charges	1,316,299	1,301,899	1,379,628	(77,729)
Repairs and maintenance	159,436	765,060	151,559	613,501
Total Police	<u>10,339,193</u>	<u>11,755,028</u>	<u>11,557,493</u>	<u>197,535</u>
Fire:				
Personal services	6,009,892	6,174,658	6,667,224	(492,566)
Supplies and materials	103,320	119,703	103,955	15,748
Other services and charges	246,843	242,133	236,516	5,617
Repairs and maintenance	99,000	115,064	81,593	33,471
Total Fire	<u>6,459,055</u>	<u>6,651,558</u>	<u>7,089,288</u>	<u>(437,730)</u>

See notes to financial statements.

**STATEMENT OF REVENUES, EXPENDITURES AND CHANGES IN FUND BALANCES - BUDGET AND ACTUAL
PUBLIC SAFETY FUND**

Terrebonne Parish Consolidated Government

For the year ended December 31, 2021

	Budgeted Amounts		Actual	Variance with Final Budget Positive (Negative)
	Original	Final		
Expenditures (Continued):				
Current (Continued):				
Public safety (Continued):				
Allocated expenditures for service performed by other departments:				
Parish council	\$ 24,194	\$ 24,194	\$ 28,303	\$ (4,109)
Council clerk	22,160	22,160	26,013	(3,853)
Legislative - other	19,058	19,058	27,134	(8,076)
Parish president	68,431	68,431	84,001	(15,570)
Finance	30,972	30,972	25,947	5,025
Customer service	121,473	121,473	113,572	7,901
	<u>286,288</u>	<u>286,288</u>	<u>304,970</u>	<u>(18,682)</u>
Total public safety	<u>17,084,536</u>	<u>18,692,874</u>	<u>18,951,751</u>	<u>(258,877)</u>
Capital outlay	<u>42,342</u>	<u>651,157</u>	<u>573,703</u>	<u>77,454</u>
Total expenditures	<u>17,813,617</u>	<u>20,030,770</u>	<u>20,187,729</u>	<u>(156,959)</u>
Deficiency of revenues over expenditures	<u>(3,876,195)</u>	<u>(5,915,945)</u>	<u>(4,291,784)</u>	<u>1,624,161</u>
Other Financing Sources (Uses)				
Transfers in:				
General Fund	2,916,147	2,916,147	2,916,147	
Grant Fund		2,322,915	2,322,915	
Capital Projects Fund		5,000	5,000	
Transfers out:				
General Fund		(750,000)	(750,000)	
Debt Service Fund		(35,667)	(35,667)	
Proceeds of capital lease		311,307	311,307	
Proceeds of capital asset dispositions			560	560
Total other financing sources	<u>2,916,147</u>	<u>4,769,702</u>	<u>4,770,262</u>	<u>560</u>
Net Change in Fund Balances	<u>(960,048)</u>	<u>(1,146,243)</u>	<u>478,478</u>	<u>1,624,721</u>
Fund Balance				
Beginning of year	<u>4,236,963</u>	<u>3,555,921</u>	<u>3,555,921</u>	
End of year	<u>\$ 3,276,915</u>	<u>\$ 2,409,678</u>	<u>\$ 4,034,399</u>	<u>\$ 1,624,721</u>

See notes to financial statements.

STATEMENT OF REVENUES, EXPENDITURES AND CHANGES IN FUND BALANCES - BUDGET AND ACTUAL
GRANT FUND

Terrebonne Parish Consolidated Government

For the year ended December 31, 2021

	Budgeted Amounts		Actual	Variance with Final Budget Positive (Negative)
	Original	Final		
Revenues				
Intergovernmental:				
Federal government - grants	\$ 8,309,387	\$ 68,062,094	\$ 34,534,120	\$ (33,527,974)
State of Louisiana - grants	593,324	632,042	374,486	(257,556)
Charges for services	167,500	167,500	75,649	(91,851)
Miscellaneous:				
Interest earned	1,755	1,336	5,184	3,848
Other	372,548	372,548	273,437	(99,111)
Principal repayments	20,575	17,200	28,490	11,290
Citizen participation		3,774,533	112,094	(3,662,439)
Total revenues	<u>9,465,089</u>	<u>73,027,253</u>	<u>35,403,460</u>	<u>(37,623,793)</u>
Expenditures				
Current:				
Public safety:				
Personal services	1,472,877	1,451,847	1,000,256	451,591
Supplies and materials	276,921	311,700	174,844	136,856
Other services and charges	829,819	7,610,113	2,489,418	5,120,695
Repairs and maintenance	273,971	344,734	120,270	224,464
Total public safety	<u>2,853,588</u>	<u>9,718,394</u>	<u>3,784,788</u>	<u>5,933,606</u>
Health and welfare:				
Personal services	2,190,189	2,494,500	2,145,409	349,091
Supplies and materials	296,305	337,845	222,358	115,487
Other services and charges	3,596,569	7,754,721	4,239,520	3,515,201
Repairs and maintenance	20,796	60,496	65,209	(4,713)
Total health and welfare	<u>6,103,859</u>	<u>10,647,562</u>	<u>6,672,496</u>	<u>3,975,066</u>
Urban redevelopment and housing:				
Personal services	30,078	29,923	25,020	4,903
Supplies and materials	100	100	143	(43)
Other services and charges	506,136	12,144,144	1,888,604	10,255,540
Repairs and maintenance	50	75	46	29
Total urban redevelopment and housing	<u>536,364</u>	<u>12,174,242</u>	<u>1,913,813</u>	<u>10,260,429</u>
Economic development and assistance:				
Personal services	273,517	506,956	262,642	244,314
Supplies and materials	6,425	13,948	9,539	4,409
Other services and charges	552,368	15,795,434	939,202	14,856,232
Total economic development and assistance	<u>832,310</u>	<u>16,316,338</u>	<u>1,211,383</u>	<u>15,104,955</u>

See notes to financial statements.

**STATEMENT OF REVENUES, EXPENDITURES AND CHANGES IN FUND BALANCES - BUDGET AND ACTUAL
GRANT FUND**

Terrebonne Parish Consolidated Government

For the year ended December 31, 2021

	Budgeted Amounts		Actual	Variance with Final Budget Positive (Negative)
	Original	Final		
Expenditures (Continued):				
Capital outlay	\$ 31,305	\$ 6,976,810	\$ 2,030,201	\$ 4,946,609
Total expenditures	<u>10,357,426</u>	<u>55,833,346</u>	<u>15,612,681</u>	<u>40,220,665</u>
Excess (deficiency) of revenues over expenditures	<u>(892,337)</u>	<u>17,193,907</u>	<u>19,790,779</u>	<u>2,596,872</u>
Other Financing Sources (uses)				
Operating transfer in:				
General fund	612,247	612,247	612,247	
Operating transfer out:				
General Fund		(1,227,951)	(1,227,951)	
Public Safety Fund		(2,322,915)	(2,322,915)	
Road and Bridge Fund		(250,000)	(250,000)	
Capital Projects Fund		(7,842,501)	(7,842,501)	
Terrebonne Juvenile Detention Fund		(306,754)	(306,754)	
Criminal Court Fund		(615,144)	(615,144)	
Utility Fund		(2,500,000)	(2,500,000)	
Centralized Purchasing Fund		(200,000)	(200,000)	
Total other financing sources (uses)	<u>612,247</u>	<u>(14,653,018)</u>	<u>(14,653,018)</u>	
Net Change in Fund Balances	(280,090)	2,540,889	5,137,761	2,596,872
Fund Balance				
Beginning of year	<u>8,312,714</u>	<u>3,463,256</u>	<u>3,463,256</u>	
End of year	<u>\$ 8,032,624</u>	<u>\$ 6,004,145</u>	<u>\$ 8,601,017</u>	<u>\$ 2,596,872</u>

See notes to financial statements.

**STATEMENT OF REVENUES, EXPENDITURES AND CHANGES IN FUND BALANCES - BUDGET AND ACTUAL
ROAD AND BRIDGE MAINTENANCE FUND**

Terrebonne Parish Consolidated Government

For the year ended December 31, 2021

	Budgeted Amounts		Actual	Variance with Final Budget Positive (Negative)
	Original	Final		
Revenues				
Taxes - sales and use	\$ 5,587,158	\$ 5,587,158	\$ 6,794,216	\$ 1,207,058
Miscellaneous:				
Investment earnings	20,000	20,000	1,183	(18,817)
Other			(15,400)	(15,400)
Total revenues	<u>5,607,158</u>	<u>5,607,158</u>	<u>6,779,999</u>	<u>1,172,841</u>
Expenditures				
Current:				
Streets and drainage:				
Personal services	2,976,714	2,959,646	2,876,992	82,654
Supplies and materials	400,500	448,568	347,771	100,797
Other services and charges	885,496	899,496	837,198	62,298
Repairs and maintenance	2,077,323	2,348,883	1,698,969	649,914
Allocated expenditures for services performed by other departments:				
Parish council	13,329	13,329	14,025	(696)
Council clerk	12,208	12,208	12,890	(682)
Legislative - other	10,499	10,499	13,445	(2,946)
Parish president	37,699	37,699	41,624	(3,925)
Finance	49,475	49,475	37,864	11,611
Customer service	77	77	44	33
Engineering	64,565	64,565	38,772	25,793
Total streets and drainage	<u>6,527,885</u>	<u>6,844,445</u>	<u>5,919,594</u>	<u>924,851</u>
Capital outlay		1,193,159	1,161,458	31,701
Total expenditures	<u>6,527,885</u>	<u>8,037,604</u>	<u>7,081,052</u>	<u>956,552</u>
Deficiency of revenues over expenditures	<u>(920,727)</u>	<u>(2,430,446)</u>	<u>(301,053)</u>	<u>2,129,393</u>
Other Financing Sources (Uses)				
Transfers in:				
General Fund	523,000	753,000	753,000	
Grant Fund		250,000	250,000	
Sales Tax Capital Improvement Fund		100,000	100,000	
Debt Service Fund			612	612
Capital Projects Fund		600,000	600,000	
Proceeds of capital asset dispositions			5,400	5,400
Total other financing sources	<u>523,000</u>	<u>1,703,000</u>	<u>1,709,012</u>	<u>6,012</u>
Net Change in Fund Balances	<u>(397,727)</u>	<u>(727,446)</u>	<u>1,407,959</u>	<u>2,135,405</u>
Fund Balance				
Beginning of year	<u>1,413,507</u>	<u>2,314,205</u>	<u>2,314,205</u>	
End of year	<u>\$ 1,015,780</u>	<u>\$ 1,586,759</u>	<u>\$ 3,722,164</u>	<u>\$ 2,135,405</u>

See notes to financial statements.

**STATEMENT OF REVENUES, EXPENDITURES AND CHANGES IN FUND BALANCES - BUDGET AND ACTUAL
DRAINAGE MAINTENANCE FUND**

Terrebonne Parish Consolidated Government

For the year ended December 31, 2021

	Budgeted Amounts		Actual	Variance with Final Budget Positive (Negative)
	Original	Final		
Revenues				
Taxes:				
Ad valorem	\$ 7,300,731	\$ 7,300,731	\$ 7,461,365	\$ 160,634
Sales and use	5,587,158	5,587,158	6,794,216	1,207,058
Intergovernmental:				
State of Louisiana:				
State revenue sharing	167,253	167,253	184,205	16,952
Local government assistance program		30,447		(30,447)
Charges for services	10,000	10,000	7,813	(2,187)
Miscellaneous:				
Investment earning (loss)	40,000	40,000	(52,080)	(92,080)
Other			60,321	60,321
Total revenues	<u>13,105,142</u>	<u>13,135,589</u>	<u>14,455,840</u>	<u>1,320,251</u>
Expenditures				
Current:				
General government:				
Ad valorem tax deductions	258,970	258,970	252,911	6,059
Ad valorem tax adjustments	<u>137,731</u>	<u>137,731</u>	<u>134,111</u>	<u>3,620</u>
Total general government	<u>396,701</u>	<u>396,701</u>	<u>387,022</u>	<u>9,679</u>
Streets and drainage:				
Personal services	5,521,290	5,136,290	4,823,337	312,953
Supplies and materials	1,631,271	1,886,271	1,686,104	200,167
Other services and charges	2,586,819	2,153,694	2,087,017	66,677
Repairs and maintenance	2,326,920	3,130,920	2,818,221	312,699
Allocated expenditures for services performed by other departments:				
Parish council	62,919	62,919	51,064	11,855
Council clerk	57,630	57,630	46,932	10,698
Legislative - other	49,563	49,563	48,954	609
Parish president	177,959	177,959	151,552	26,407
Finance	83,355	83,355	85,927	(2,572)
Customer service	128	128	65	63
Engineering	<u>533,181</u>	<u>533,181</u>	<u>537,850</u>	<u>(4,669)</u>
Total streets and drainage	<u>13,031,035</u>	<u>13,271,910</u>	<u>12,337,023</u>	<u>934,887</u>
Capital outlay	<u>1,910,000</u>	<u>3,382,572</u>	<u>2,007,301</u>	<u>1,375,271</u>
Total expenditures	<u>15,337,736</u>	<u>17,051,183</u>	<u>14,731,346</u>	<u>2,319,837</u>
Deficiency of revenues over expenditures	<u>(2,232,594)</u>	<u>(3,915,594)</u>	<u>(275,506)</u>	<u>3,640,088</u>
Other Financing Sources (Uses)				
Transfers in:				
Sales Tax Capital Improvement Fund	400,000	400,000	400,000	
Transfers out:				
General Fund	(95,000)	(95,000)	(95,000)	
Sainitation Maintenance Fund	(200,000)	(200,000)	(200,000)	
Capital Projects Fund		(18,000)	(18,000)	
Proceeds of capital asset dispositions			1,325	1,325
Total other financing sources	<u>105,000</u>	<u>87,000</u>	<u>88,325</u>	<u>1,325</u>
Net Change in Fund Balances	<u>(2,127,594)</u>	<u>(3,828,594)</u>	<u>(187,181)</u>	<u>3,641,413</u>
Fund Balance				
Beginning of year	<u>3,304,573</u>	<u>5,242,800</u>	<u>5,242,800</u>	
End of year	<u>\$ 1,176,979</u>	<u>\$ 1,414,206</u>	<u>\$ 5,055,619</u>	<u>\$ 3,641,413</u>

See notes to financial statements.

**STATEMENT OF REVENUES, EXPENDITURES AND CHANGES IN FUND BALANCES - BUDGET AND ACTUAL
TERREBONNE LEVEE & CONSERVATION DISTRICT FUND**

Terrebonne Parish Consolidated Government

For the year ended December 31, 2021

	Budgeted Amounts		Actual	Variance with Final Budget Positive (Negative)
	Original	Final		
Revenues				
Taxes - sales tax	\$ 5,587,158	\$ 5,587,158	\$ 6,794,216	\$ 1,207,058
Miscellaneous - Investment earnings (loss)	3,500	3,500	(22,126)	(25,626)
Total revenues	<u>5,590,658</u>	<u>5,590,658</u>	<u>6,772,090</u>	<u>1,181,432</u>
Expenditures				
Current:				
Public safety:				
Other services and charges	1,809,236	2,975,854	2,674,933	300,921
Allocated expenditures for services performed by other departments				
Parish council	6,455	6,455	3,905	2,550
Council clerk	5,436	5,436	3,589	1,847
Legislative - other	5,103	5,103	3,743	1,360
Parish president	10,630	10,630	11,589	(959)
Finance	7,613	7,613	1,317	6,296
Customer service	30	30	25	5
Total expenditures	<u>1,844,503</u>	<u>3,011,121</u>	<u>2,699,101</u>	<u>312,020</u>
Excess of revenues over expenditures	<u>3,746,155</u>	<u>2,579,537</u>	<u>4,072,989</u>	<u>1,493,452</u>
Other Financing Sources (Uses)				
Transfers in:				
Debt Service Fund		225,000	225,000	
Transfers out:				
Debt Service Fund	(3,640,109)	(3,640,109)	(3,640,109)	
Total Financing Sources (Uses)	<u>(3,640,109)</u>	<u>(3,415,109)</u>	<u>(3,415,109)</u>	
Net Change in Fund Balances	106,046	(835,572)	657,880	1,493,452
Fund Balance				
Beginning of year	<u>1,788,938</u>	<u>2,092,986</u>	<u>2,092,986</u>	
End of year	<u>\$ 1,894,984</u>	<u>\$ 1,257,414</u>	<u>\$ 2,750,866</u>	<u>\$ 1,493,452</u>

See notes to financial statements.

STATEMENT OF NET POSITION
PROPRIETARY FUNDS

Terrebonne Parish Consolidated Government

December 31, 2021

	Business-type Activities - Enterprise Funds				Total	Governmental
	Utilities Fund	Sewerage Fund	Sanitation Maintenance Fund	Civic Center Fund		Activities Internal Service Funds
ASSETS						
Current						
Cash and cash equivalents	\$ 5,280,724	\$ 10,712,128	\$ 3,751,743	\$ 401,648	\$ 20,146,243	\$ 12,561,795
Investments			8,897,866		8,897,866	3,106,984
Receivables (net, where applicable of uncollectible) - accounts:						
Customers	2,285,989	241,372	281,863		2,809,224	
Unbilled utility sales	2,201,239	493,285			2,694,524	
Taxes			9,025,050		9,025,050	
Other	406,375	23,531	646,161	42,701	1,118,768	273,913
Due from other funds	10,729,070	26,887	7,588,389	331,423	18,675,769	18,315,130
Due from other governmental units	366,454	155,204	1,949,608	92,485	2,563,751	221,033
Inventories	12,745			4,770	17,515	3,301,709
Other current assets	964,446	30			964,476	974,260
Restricted:						
Cash and cash equivalents	1,464,088				1,464,088	
Investments		986,810			986,810	
Receivables		3,327			3,327	
Total current assets	23,711,130	12,642,574	32,140,680	873,027	69,367,411	38,754,824
Noncurrent assets						
Capital assets						
Land	110,616	1,458,108	1,127,067	1,200,000	3,895,791	
Electric system and buildings	122,682,532				122,682,532	
Gas distribution system and buildings	37,182,739				37,182,739	
GIS	178,620				178,620	
Sewer system and buildings		163,097,265			163,097,265	
Landfill buildings and improvement			12,049,883		12,049,883	
Civic Center buildings and equipment				19,392,763	19,392,763	
Machinery, equipment and buildings	3,992,212		8,565,292		12,557,504	3,682,890
Construction in progress	3,801,504	10,678,924	1,326,380		15,806,808	
Total capital assets	167,948,223	175,234,297	23,068,622	20,592,763	386,843,905	3,682,890
Less accumulated depreciation	(116,394,397)	(83,297,307)	(8,645,089)	(11,908,714)	(220,245,507)	(3,152,012)
Net capital assets	51,553,826	91,936,990	14,423,533	8,684,049	166,598,398	530,878
Other						
Net pension asset	484,357	371,942	310,877	161,684	1,328,860	532,238
Investment in joint venture	514,411				514,411	
Total other assets	998,768	371,942	310,877	161,684	1,843,271	532,238
Total noncurrent assets	52,552,594	92,308,932	14,734,410	8,845,733	168,441,669	1,063,116
Total assets	76,263,724	104,951,506	46,875,090	9,718,760	237,809,080	39,817,940
Deferred outflow of resources						
Pensions	274,778	211,000	171,383	91,971	749,132	302,031
Other postemployment benefits	900,798	242,536	290,757	193,802	1,627,893	1,009,775
Asset retirement obligation	895,340	66,128,209			67,023,549	
Deferred Outflow of Resources	2,070,916	66,581,745	462,140	285,773	69,400,574	1,311,806

See notes to financial statements.

	Business-type Activities - Enterprise Funds				Total	Governmental
	Utilities Fund	Sewerage Fund	Sanitation Maintenance Fund	Civic Center Fund		Activities Internal Service Funds
LIABILITIES						
Current						
Payable from current assets:						
Accounts payable and accrued expenses	\$ 2,806,186	\$ 189,703	\$ 1,086,796	\$ 317,445	\$ 4,400,130	\$ 17,097,795
Liability for work completed on contracts	25,315				25,315	
Due to other funds	13,587,727	2,126,088	1,756,607	602,069	18,072,491	13,294,247
Due to other governmental units	59,061	22,024	21,185	10,301	112,571	83,534
Due to component unit						3,462
Bonds payable		1,553,266			1,553,266	
Landfill closure			71,116		71,116	
Compensated absences payable	124,489	87,276	42,497	47,080	301,342	163,008
Total payable from current assets	16,602,778	3,978,357	2,978,201	976,895	24,536,231	30,642,046
Payable from restricted assets:						
Customers' meter deposits	1,089,866				1,089,866	
Total current liabilities	17,692,644	3,978,357	2,978,201	976,895	25,626,097	30,642,046
Noncurrent Liabilities						
Revenue bonds:						
Bonds payable		15,038,256			15,038,256	
Landfill closure			568,930		568,930	
Compensated absences payable	155,140	112,478	81,398	50,926	399,942	178,143
Other postemployment benefit obligations	4,987,228	1,981,162	1,077,535	826,904	8,872,829	4,470,307
Asset retirement obligation	1,093,675	72,371,596			73,465,271	
Total noncurrent liabilities	6,236,043	89,503,492	1,727,863	877,830	98,345,228	4,648,450
Total liabilities	23,928,687	93,481,849	4,706,064	1,854,725	123,971,325	35,290,496
Deferred Inflow of Resources						
Ad valorem			10,207,969		10,207,969	
Pensions	597,571	410,704	349,638	199,454	1,557,367	641,468
Other postemployment benefit obligations	1,143,361	498,378	398,153	145,705	2,185,597	1,076,183
Total deferred inflow of resources	1,740,932	909,082	10,955,760	345,159	13,950,933	1,717,651
NET POSITION						
Net investment in capital assets	51,553,826	75,345,468	14,423,533	8,684,049	150,006,876	530,878
Unrestricted	1,111,195	1,796,852	17,251,873	(879,400)	19,280,520	3,590,721
Total net position	\$ 52,665,021	\$ 77,142,320	\$ 31,675,406	\$ 7,804,649	\$ 169,287,396	\$ 4,121,599

See notes to financial statements.

STATEMENT OF REVENUES, EXPENSES AND CHANGES IN FUND NET POSITION
PROPRIETARY FUNDS

Terrebonne Parish Consolidated Government

For the year ended December 31, 2021

	Business-type Activities - Enterprise Funds				Total	Governmental Activities Internal Service Funds
	Utilities Fund	Sewerage Fund	Sanitation Maintenance Fund	Civic Center Fund		
Operating Revenues						
Premiums						\$ 25,447,243
Revenues from sales and service charges	\$ 39,645,428	\$ 7,276,245	\$ 9,195,850	\$ 260,097	\$ 56,377,620	4,869,662
Other operating revenues	447,531	100,235	89,558	1,178	638,502	
Total operating revenues	40,092,959	7,376,480	9,285,408	261,275	57,016,122	30,316,905
Operating Expenses						
Insurance premiums						7,709,916
Claims						18,708,524
Personal services	3,409,212	2,452,582	1,798,622	959,903	8,620,319	3,465,412
Supplies and materials	298,560	206,512	446,073	100,338	1,051,483	137,137
Other services and charges	6,632,122	2,369,480	14,452,386	547,542	24,001,530	1,016,148
Repairs and maintenance						24,819
Energy purchases	27,990,791				27,990,791	
Amortization	99,168	3,121,693			3,220,861	
Depreciation	4,008,562	3,828,394	730,944	485,709	9,053,609	195,656
Allocated expenses - services performed: by other departments						675,916
Total operating expenses	42,438,415	11,978,661	17,428,025	2,093,492	73,938,593	31,933,528
Operating loss	(2,345,456)	(4,602,181)	(8,142,617)	(1,832,217)	(16,922,471)	(1,616,623)
Non-Operating Revenues (Expenses)						
Investment earnings (loss)	930	11,528	(62,668)	617	(49,593)	(51,638)
Taxes			11,446,968	421,321	11,868,289	
Intergovernmental	(61,412)		282,620	283,272	504,480	
Interest and fiscal charges		(163,087)			(163,087)	
Other non-operating revenues (expenses)						253,138
Total non-operating revenues (expenses)	(60,482)	(151,559)	11,666,920	705,210	12,160,089	201,500
Income (loss) before transfers and contributions	(2,405,938)	(4,753,740)	3,524,303	(1,127,007)	(4,762,382)	(1,415,123)
Transfers From Other Funds						
General Fund				986,915	986,915	
Grant Fund	2,500,000				2,500,000	200,000
Nonmajor Funds	230,000				230,000	
Drainage Tax Fund			200,000		200,000	
Debt Service Fund		329,897			329,897	
Sanitation Maintenance Fund		1,984,609			1,984,609	
Capital Projects Fund		184	1,210,197		1,210,381	
Total transfers from other funds	2,730,000	2,314,690	1,410,197	986,915	7,441,802	200,000
Transfer To Other Funds						
General Fund	(3,969,246)		(1,395,323)		(5,364,569)	(500,000)
Capital Projects Fund		(210,000)	(1,300,000)		(1,510,000)	
Sewerage Fund			(1,984,609)		(1,984,609)	
Total transfers to other funds	(3,969,246)	(210,000)	(4,679,932)		(8,859,178)	(500,000)
Capital Contributions		550,204			550,204	
Change in Net Position	(3,645,184)	(2,098,846)	254,568	(140,092)	(5,629,554)	(1,715,123)
Net Position						
Beginning of the year	56,310,205	79,241,166	31,420,838	7,944,741	174,916,950	5,836,722
End of year	\$ 52,665,021	\$ 77,142,320	\$ 31,675,406	\$ 7,804,649	\$ 169,287,396	\$ 4,121,599

See notes to financial statements.

STATEMENT OF CASH FLOWS
PROPRIETARY FUNDS

Terrebonne Parish Consolidated Government

For the year ended December 31, 2021

	Business-type Activities - Enterprise Funds				Total	Governmental
	Utilities Fund	Sewerage Fund	Sanitation Maintenance Fund	Civic Center Fund		Activities Internal Service Funds
Cash Flow from Operating Activities						
Cash received from customers and users	\$ 37,667,618	\$ 7,350,425	\$ 9,103,103	\$ 240,079	\$ 54,361,225	
Cash received from interfund services provided	1,619,805				1,619,805	\$ 30,360,396
Cash payments to suppliers	(36,151,165)	(2,678,130)	(14,859,318)	(1,480,688)	(55,169,301)	(27,876,679)
Cash payments to employees for services and benefits	(3,467,049)	(2,490,759)	(1,844,446)	(970,540)	(8,772,794)	(3,516,489)
Net cash provided by (used for) operating activities	<u>(330,791)</u>	<u>2,181,536</u>	<u>(7,600,661)</u>	<u>(2,211,149)</u>	<u>(7,961,065)</u>	<u>(1,032,772)</u>
Cash Flow from Noncapital Financing Activities						
Receipts (disbursements) of loans made to other funds	2,298,051	554,965	1,186,340	956,092	4,995,448	2,148,597
Net transfers from (to) other funds	(1,239,246)	2,104,690	(4,479,932)	986,915	(2,627,573)	
Tax proceeds			11,115,581	421,321	11,536,902	
Intergovernmental proceeds	(61,412)		755,445	283,272	977,305	
Net cash provided by (used for) noncapital financing activities	<u>997,393</u>	<u>2,659,655</u>	<u>8,577,434</u>	<u>2,647,600</u>	<u>14,882,082</u>	<u>2,148,597</u>
Cash Flow from Capital and Related Financing Activities						
Proceeds from issuance of bonds		593,003			593,003	
Principal paid on outstanding bonds		(1,608,266)			(1,608,266)	
Interest paid on outstanding bonds		(163,087)			(163,087)	
Acquisition and construction of capital assets	(2,749,986)	(2,895,739)	(1,625,118)	(35,420)	(7,306,263)	(83,686)
Transfers (to) from other funds			1,210,197		1,210,197	
Landfill closure			(71,116)		(71,116)	
Proceeds from insurance and disposition of assets						278,126
Intergovernmental proceeds		550,204			550,204	
Other						831
Net cash used for capital and related financing activities	<u>(2,749,986)</u>	<u>(3,523,885)</u>	<u>(486,037)</u>	<u>(35,420)</u>	<u>(6,795,328)</u>	<u>195,271</u>
Cash Flow from Investing Activities						
Purchases of investments		(1,000,000)	(8,049,020)		(9,049,020)	(2,120,744)
Maturities of investments		2,000,000	7,024,454		9,024,454	1,120,628
Investment income	912	32,203	166,379	617	200,111	13,290
Net cash provided by (used for) investing activities	<u>912</u>	<u>1,032,203</u>	<u>(858,187)</u>	<u>617</u>	<u>175,545</u>	<u>(986,826)</u>
Net Increase (Decrease) in Cash and Cash Equivalents	<u>(2,082,472)</u>	<u>2,349,509</u>	<u>(367,451)</u>	<u>401,648</u>	<u>301,234</u>	<u>324,270</u>
Cash and Cash Equivalents						
Beginning of year	<u>8,827,284</u>	<u>8,362,619</u>	<u>4,119,194</u>		<u>21,309,097</u>	<u>12,237,525</u>
End of year	<u>\$ 6,744,812</u>	<u>\$ 10,712,128</u>	<u>\$ 3,751,743</u>	<u>\$ 401,648</u>	<u>\$ 21,610,331</u>	<u>\$ 12,561,795</u>
Reconciliation of operating income (loss) to net cash provided by (used for) operating activities:						
Operating income (loss)	<u>\$ (2,345,456)</u>	<u>\$ (4,602,181)</u>	<u>\$ (8,142,617)</u>	<u>(1,832,217)</u>	<u>\$ (16,922,471)</u>	<u>\$ (1,616,623)</u>
Adjustments to reconcile operating income (loss) to net cash provided by (used for) operating activities:						
Depreciation and amortization	4,107,730	6,950,087	730,944	485,709	12,274,470	195,656
Depreciation in other current assets in joint venture	(233,139)				(233,139)	
(Increase) decrease in assets and deferred outflows of resources:						
Receivables	(838,170)	(26,056)	(182,305)	7,329	(1,039,202)	(101,880)
Due from other local governmental funds	74,855			(28,525)	46,330	24,264
Inventory				2,169	2,169	(702,223)
Net pension assets	(350,626)	(284,524)	(249,511)	(114,791)	(999,452)	(386,929)
Other assets						(127,185)
Deferred outflows of resources	207,499	56,239	(113,729)	8,271	158,280	119,607
Increase (decrease) in liabilities and deferred inflows of resources:						
Accounts payable and accrued expenses	(968,763)	(97,936)	61,188	(832,844)	(1,838,355)	1,306,775
Meter deposits	(42,222)				(42,222)	
Due to other local governmental units	495	2,179	(8,690)	755	(5,261)	53,864
Compensated absences payable	51,655	60,292	51,104	15,986	179,037	57,439
Postemployment benefit obligations	(39,469)	25,148	104,592	38,248	128,519	77,801
Deferred inflows of resources	44,820	98,288	148,363	38,761	330,232	66,662
Total adjustments	<u>2,014,665</u>	<u>6,783,717</u>	<u>541,956</u>	<u>(378,932)</u>	<u>8,961,406</u>	<u>583,851</u>
Net cash provided by (used for) operating activities	<u>\$ (330,791)</u>	<u>\$ 2,181,536</u>	<u>\$ (7,600,661)</u>	<u>\$ (2,211,149)</u>	<u>\$ (7,961,065)</u>	<u>\$ (1,032,772)</u>

See notes for financial statements.

Continued

STATEMENT OF CASH FLOWS
PROPRIETARY FUNDS

Terrebonne Parish Consolidated Government

For the year ended December 31, 2021

	Business-type Activities - Enterprise Funds				Total	Governmental Activities Internal Service Funds
	Utilities Fund	Sewerage Fund	Sanitation Maintenance	Civic Center Fund		
Cash Balances						
Restricted	\$ 1,464,088				\$ 1,464,088	
Unrestricted	5,280,724	\$ 10,712,128	\$ 3,751,743	\$ 401,648	20,146,243	\$ 12,561,795
Total	6,744,812	10,712,128	3,751,743	401,648	\$ 21,610,331	\$ 12,561,795

See notes for financial statements.

STATEMENT OF FIDUCIARY NET POSITION
FIDUCIARY FUNDS

Terrebonne Parish Consolidated Government

December 31, 2021

	<u>Custodial Fund</u>	<u>Pension Trust Fund Firemen Pension and Relief Fund</u>	<u>Private-purpose Trust Fund Houma- Terrebonne Public Trust Financing Authority</u>
Assets			
Cash and equivalents	\$ 757,256	\$ 212,142	\$ 222,707
Investments:			
Certificates of deposit	<u> </u>	<u>1,635,764</u>	<u> </u>
Total assets	<u>\$ 757,256</u>	<u>\$ 1,847,906</u>	<u>222,707</u>
Liabilities			
Accounts payable	<u>\$ 123,815</u>		<u>\$ 14,697</u>
Total liabilities	<u>123,815</u>		<u>14,697</u>
Net Position			
Due to property owners	633,441		
Restricted for pensions		\$ 1,847,906	
Unrestricted	<u> </u>	<u> </u>	<u>208,010</u>
Total net position	<u>\$ 633,441</u>	<u>\$ 1,847,906</u>	<u>\$ 208,010</u>

See notes to financial statements.



STATEMENT OF CHANGES IN FIDUCIARY NET POSITION
FIDUCIARY FUNDS

Terrebonne Parish Consolidated Government

For the year ended December 31, 2021

	Custodial Funds	Pension Trust Fund Firemen Pension Fund	Private-purpose Trust Fund Houma- Terrebonne Public Trust Financing Authority
Additions			
Collections for other entities	\$ 2,050,334		
Contributions - employer		\$ 131,309	
Investment income		10,483	\$ 368
Total additions	2,050,334	141,792	368
Deductions			
Distributions to other entities	2,052,904		
Benefits		146,821	
Administrative expenses		7,382	18,621
Total deductions	2,052,904	154,203	18,621
Change in net position	(2,570)	(12,411)	(18,253)
Net Position			
Beginning of year	636,011	1,860,317	226,263
End of year	\$ 633,441	\$ 1,847,906	\$ 208,010

See notes to financial statements.

**COMBINING STATEMENT OF NET POSITION
COMPONENT UNITS**

Terrebonne Parish Consolidated Government

December 31, 2021

	General Government			Judicial Court Services	
	Houma- Terrebonne Regional Planning Commission	Terrebonne Parish Assessor	Terrebonne Parish Sales and Use Tax Department	City Court of Houma	District Attorney
ASSETS					
Cash and cash equivalents	\$ 64,005	\$ 4,999,748	\$ 45,957	\$ 545,969	\$ 5,112,370
Investments				600,000	239,915
Receivables - net					25,283
Due from primary government					
Due from other governments					347,755
Inventories					
Other assets		11,931		9,385	51,887
Net pension asset		409,992	68,680	167,929	
Restricted assets:					
Cash and cash equivalents					
Capital assets:					
Non-depreciable					260,161
Depreciable, net		27,974	6,144	18,857	2,096,549
Total assets	64,005	5,449,645	120,781	1,342,140	8,133,920
DEFERRED OUTFLOW OF RESOURCES					
Bond refinancing					
Other postemployment benefit obligation		1,822,663	103,645	182,913	
Pension		505,032	37,596	175,473	291,509
Total deferred outflow of resources		2,327,695	141,241	358,386	291,509
LIABILITIES					
Accounts payable and other current liabilities	364	48,020	45,957	2,896	649,375
Due to other governments				75,638	
Noncurrent liabilities:					
Due within one year					20,036
Due in more than one year		5,571,930	965,271	1,828,492	121,988
Total liabilities	364	5,619,950	1,011,228	1,907,026	791,399
DEFERRED INFLOW OF RESOURCES					
Ad Valorem					
Bond refinancing					
Insurance proceeds for repairs next year					
Other postemployment benefit obligation		270,693	375,855	256,699	
Pension		773,968	84,926	320,691	427,880
Total deferred inflow of resources		1,044,661	460,781	577,390	427,880
NET POSITION					
Net investment in capital assets		27,974	6,144	18,857	2,293,563
Restricted for:					
Capital projects					
Debt service					
Other purposes					
Unrestricted (deficit)	63,641	1,084,755	(1,216,131)	(802,747)	4,912,587
Total net position	\$ 63,641	\$ 1,112,729	\$ (1,209,987)	\$ (783,890)	\$ 7,206,150

See notes to financial statements.

Judicial Court Services		Public Safety					
Judicial District Court	Terrebonne Parish Clerk of Court	Terrebonne Parish Coroner	Terrebonne Parish Communications District	Terrebonne Parish Fire Districts			
				No. 4A	No. 5	No. 6	No. 7
\$ 340,118	\$ 4,846,898	\$ 162,107	\$ 283,372	\$ 903,487	\$ 670,459	\$ 463,458	\$ 801,936
3,129,702	54,477	2,152	722,412	1,347,072	157,805	645,612	560,898
			308,571		731,236	653,919	748,905
61,671		3,600		30,421	46,612	21,045	190,939
	40,292		49,156	71,014		65,600	43,532
				169,500	125,165	38,703	218,120
54,365	8,293	36,395	3,062,348	1,158,049	1,523,919	2,119,012	2,539,363
3,585,856	4,949,960	204,254	4,425,859	3,679,543	3,255,196	4,007,349	5,103,693
182,945	916,317	29,665				56,227	110,228
	1,874,045			401,839	34,860	166,676	154,274
182,945	2,790,362	29,665		401,839	34,860	222,903	264,502
11,964	54	30,370	68,888	55,633	15,125	456	163,298
5,069		1,393		38,183			
			391,213				
1,138,886	12,483,742	266,976	1,318,192	797,579	98,000	600,230	1,261,310
					876,170		
1,155,919	12,483,796	298,739	1,778,293	891,395	989,295	600,686	1,424,608
				1,377,493	765,928	674,964	864,682
						530,326	
287,540	3,129,836	144,623				48,943	371,784
	209,470			671,781	65,170	245,581	563,447
287,540	3,339,306	144,623		2,049,274	831,098	1,499,814	1,799,913
54,365	8,293	36,395	1,422,717	1,327,549	764,084	2,157,715	2,757,483
							35,041
							76,362
2,270,977	(8,091,073)	(245,838)	1,224,849	(186,836)	705,579	(27,963)	(725,212)
\$ 2,325,342	\$ (8,082,780)	\$ (209,443)	\$ 2,647,566	\$ 1,140,713	\$ 1,469,663	\$ 2,129,752	\$ 2,143,674

**COMBINING STATEMENT OF NET POSITION
COMPONENT UNITS**

Terrebonne Parish Consolidated Government

December 31, 2021

Public Safety

	Terrebonne Parish Fire Districts						
	No. 8	No. 9	No. 10	Bayou Cane	Coteau	Schriever	Village East
ASSETS							
Cash and cash equivalents	\$ 1,459,006	\$ 90,823	\$ 466,070	\$ 5,055,186	\$ 15,727	\$ 2,746,090	\$ 1,252,864
Investments		1,033,471		79,853	594,055		
Receivables - net	372,120	352,112	688,142	4,188,671	786,218	1,881,998	727,384
Due from primary government							
Due from other governments	86,551	55,922	266,922	531,841	66,331	79,414	22,851
Inventories							
Other assets	12,045	14,018	20,758	40,826	36,345		22,688
Net pension asset							
Restricted assets:							
Cash and cash equivalents				14,142			
Capital assets:							
Non-depreciable	70,416	51,000	65,967	385,000	47,783	1,465,782	
Depreciable, net	841,809	1,357,649	2,526,557	2,835,757	1,871,388	2,346,406	394,520
Total assets	<u>2,841,947</u>	<u>2,954,995</u>	<u>4,034,416</u>	<u>13,131,276</u>	<u>3,417,847</u>	<u>8,519,690</u>	<u>2,420,307</u>
DEFERRED OUTFLOW OF RESOURCES							
Bond refinancing							
Other postemployment benefit obligations		82,058					
Pension		78,496	160,336	1,106,771	191,319	192,575	92,404
Total deferred outflow of resources		<u>160,554</u>	<u>160,336</u>	<u>1,106,771</u>	<u>191,319</u>	<u>192,575</u>	<u>92,404</u>
LIABILITIES							
Accounts payable and other current liabilities	1,556		19,171	237,014		35,905	10,086
Due to other governments							
Noncurrent liabilities:							
Due within one year			80,000	145,482	186,506	212,681	
Due in more than one year		395,370	547,492	3,197,256	779,315	1,846,120	107,296
Total liabilities	<u>1,556</u>	<u>395,370</u>	<u>646,663</u>	<u>3,579,752</u>	<u>965,821</u>	<u>2,094,706</u>	<u>117,382</u>
DEFERRED INFLOW OF RESOURCES							
Ad Valorem	458,751	408,035	955,065	4,829,658	852,548	1,951,513	750,104
Bond refinancing							
Insurance proceeds for repairs for next year							
Other postemployment benefit obligation		41,624					
Pension		126,803	567,745	2,503,119	185,178	79,347	169,679
Total deferred inflow of resources	<u>458,751</u>	<u>576,462</u>	<u>1,522,810</u>	<u>7,332,777</u>	<u>1,037,726</u>	<u>2,030,860</u>	<u>919,783</u>
NET POSITION							
Net investment in capital assets	912,225	1,408,649	2,427,524	2,930,440	1,919,171	1,879,507	394,520
Restricted for:							
Capital projects							
Debt service			30,417			420,554	
Other purposes							
Unrestricted (deficit)	1,469,415	735,068	(432,662)	395,078	(313,552)	2,286,638	1,081,026
Total net position	<u>\$ 2,381,640</u>	<u>\$ 2,143,717</u>	<u>\$ 2,025,279</u>	<u>\$ 3,325,518</u>	<u>\$ 1,605,619</u>	<u>\$ 4,586,699</u>	<u>\$ 1,475,546</u>

See notes to financial statements.

Terrebonne Levee and Conservation District	Health and Welfare Services			Culture and Recreation			
	Terrebonne ARC	Terrebonne Council on Aging, Inc.	Terrebonne General Medical Center	Terrebonne Parish Recreation Districts			
				No. 1	No. 2/3	No. 3	No. 4
\$ 6,489,935	\$ 12,108,983	\$ 11,666,795	\$ 121,009,000	\$ 5,296,765	\$ 1,146,438	\$ 347,430	\$ 927,686
	2,500,000	610,897	171,346,000				898,644
2,291,854	74,309	175,536	29,078,000	1,150,298	1,401,803	130,749	542,409
7,763,486	160,412			82,884	116,641	176,289	15,383
	130,375		7,641,000				
305	36,632	6,055,631	140,533,000	6,585	2,185	70	
121,461	572,616	3,041,588	16,953,000	552,071	285,555	102,098	265,390
505,962,139	9,282,926	9,261,730	127,251,000	2,085,019	1,615,245	191,598	682,678
522,629,180	24,866,253	30,812,177	613,811,000	9,173,622	4,567,867	948,234	3,332,190
9,461,540			295,000				
1,202,477		893,237					43,338
1,965,915							
12,629,932		893,237	295,000				43,338
6,660,579	285,955	788,979	241,234,000	31,412	150,686	13,582	3,407
500,000	19,263						
5,212,979			5,249,000	545,000			
110,043,211	205,747	3,515,611	46,584,000	3,458,121			103,095
122,416,769	510,965	4,304,590	293,067,000	4,034,533	150,686	13,582	106,502
2,523,395				1,203,074	1,485,535	307,038	557,792
			3,803,000				
1,207,622		1,128,039					50,719
41,785							
3,772,802		1,128,039	3,803,000	1,203,074	1,485,535	307,038	608,511
397,791,783	9,855,542	9,394,306	93,592,000	2,542,850	1,900,800	293,696	948,068
2,052,891			5,542,000				
		2,935,836					
9,224,867	14,499,746	13,942,643	218,102,000	1,393,165	1,030,846	333,918	1,712,447
<u>\$ 409,069,541</u>	<u>\$ 24,355,288</u>	<u>\$ 26,272,785</u>	<u>\$ 317,236,000</u>	<u>\$ 3,936,015</u>	<u>\$ 2,931,646</u>	<u>\$ 627,614</u>	<u>\$ 2,660,515</u>

**COMBINING STATEMENT OF NET POSITION
COMPONENT UNITS**

Terrebonne Parish Consolidated Government

December 31, 2021

Culture and Recreation

	Terrebonne Parish Recreation Districts						
	No. 5	No. 6	No. 7	No. 8	No. 9	No. 10	No. 11
ASSETS							
Cash and cash equivalents	\$ 1,162,934	\$ 1,485,388	\$ 1,093,225	\$ 902,855	\$ 1,205,154	\$ 652,521	\$ 2,302,989
Investments	148,315	1,239,799					
Receivables - net	726,328	714,323	447,925	318,422	576,014	315,467	1,209,379
Due from primary government							
Due from other governments	28,027	29,669	68,345	74,045	96,076	122,890	95,415
Inventories							
Other assets	9,339	48,207	1,000	555	58,644	31,049	
Net pension asset						13,841	42,329
Restricted assets:							
Cash and cash equivalents							
Capital assets:							
Non-depreciable	341,884	195,188	972,404	76,138	742,337	122,440	175,021
Depreciable, net	3,112,822	1,829,587	750,419	651,228	2,266,807	1,217,370	5,210,899
Total assets	5,529,649	5,542,161	3,333,318	2,023,243	4,945,032	2,475,578	9,036,032
DEFERRED OUTFLOW OF RESOURCES							
Bond refinancing							
Other postemployment benefit obligation						14,331	19,869
Pension						7,879	21,857
Total deferred outflow of resources						22,210	41,726
LIABILITIES							
Accounts payable and other current liabilities	58,352	22,490	143,692	1,507	1,215	8,517	125,351
Due to other governments							16,314
Noncurrent liabilities:							
Due within one year	90,897	139,511					305,000
Due in more than one year	1,798,054	767,138				70,930	1,388,569
Total liabilities	1,947,303	929,139	143,692	1,507	1,215	79,447	1,835,234
DEFERRED INFLOW OF RESOURCES							
Ad Valorem	754,355	742,930	516,269	392,467	672,090	438,056	1,304,821
Bond refinancing							
Insurance proceeds for repairs for next year							
Other post employment benefit obligation						10,423	33,897
Pension						16,863	42,223
Total deferred inflow of resources	754,355	742,930	516,269	392,467	672,090	465,342	1,380,941
NET POSITION							
Net investment in capital assets	1,565,755	1,134,775	1,722,823	727,366	3,009,144	1,339,810	3,760,920
Restricted for:							
Capital projects							
Debt service	188,299	51,469					290,670
Other purposes							
Unrestricted (deficit)	1,073,937	2,683,848	950,534	901,903	1,262,583	613,189	1,809,993
Total net position	\$ 2,827,991	\$ 3,870,092	\$ 2,673,357	\$ 1,629,269	\$ 4,271,727	\$ 1,952,999	\$ 5,861,583

See notes to financial statements.

Culture and Recreation		Economic Development and Assistance				Utilities	
Terrebonne Parish Library	Terrebonne Parish Veterans' Memorial District	Houma Area Convention and Visitors Bureau	Houma-Terrebonne Airport Commission	Terrebonne Economic Development Authority	Terrebonne Parish Port Commission	Consolidated Waterworks District No. 1	Total
\$ 10,176,506	\$ 181,693	\$ 1,503,572	\$ 827,715	\$ 696,746	\$ 2,630,640	\$ 19,539,192	\$ 233,679,812
	106,570	1,519,475	6,340,296				192,473,719
834,041	452,714	335,224	10,055		1,753	1,929,154	55,584,017
3,462							3,462
654,540	59,641	63,995	13,595			278,556	11,711,764
						752,466	8,523,841
	26,552	20,460	70,503	3,178	11,785	26,868	147,432,025
433,701						947,067	2,083,539
						10,956,059	10,970,201
318,542	22,600	306,313	8,620,328		3,535,740	1,698,821	41,919,132
16,748,598	3,875,714	2,651,824	22,311,501	55,689	94,827,928	94,230,242	930,898,317
<u>29,169,390</u>	<u>4,725,484</u>	<u>6,400,863</u>	<u>38,193,993</u>	<u>755,613</u>	<u>101,007,846</u>	<u>130,358,425</u>	<u>1,635,279,829</u>
						403,590	10,160,130
489,558						1,617,195	7,766,666
246,347						377,714	8,082,917
<u>735,905</u>						<u>2,398,499</u>	<u>26,009,713</u>
281,575	40,233	58,441	270,826	21,826	294,862	3,259,733	255,153,352
9,652					20,658		686,170
505,000	180,000	160,000	251,306		304,818	1,975,401	16,052,830
10,688,646	1,875,000	335,000	785,999		7,110,749	28,072,940	250,906,425
<u>11,484,873</u>	<u>2,095,233</u>	<u>553,441</u>	<u>1,308,131</u>	<u>21,826</u>	<u>7,731,087</u>	<u>33,308,074</u>	<u>522,798,777</u>
	511,934						25,298,497
							3,803,000
							530,326
838,035						3,098,853	11,295,185
505,817						1,159,460	8,760,933
<u>1,343,852</u>	<u>511,934</u>					<u>4,258,313</u>	<u>49,687,941</u>
9,888,505	1,843,314	2,463,137	29,894,524	55,689	90,948,101	74,540,618	761,960,701
7,093,952							9,181,884
423,151						3,533,259	10,556,181
				14,471		4,830,940	7,781,247
(329,038)	275,003	3,384,285	6,991,338	663,627	2,328,658	12,285,720	299,322,811
<u>\$ 17,076,570</u>	<u>\$ 2,118,317</u>	<u>\$ 5,847,422</u>	<u>\$ 36,885,862</u>	<u>\$ 733,787</u>	<u>\$ 93,276,759</u>	<u>\$ 95,190,537</u>	<u>\$ 1,088,802,824</u>

COMBINING STATEMENT OF ACTIVITIES
COMPONENT UNITS

Terrebonne Parish Consolidated Government

For the year ended December 31, 2021

	General Government			Judicial Court Services		
	Houma- Terrebonne Regional Planning Commission	Terrebonne Parish Assessor	Terrebonne Parish Sales and Use Tax Department	Total General Government	City Court of Houma	District Attorney
EXPENSES	<u>\$ 29,362</u>	<u>\$ 1,787,151</u>	<u>\$ 913,235</u>	<u>\$ 2,729,748</u>	<u>\$ 1,594,129</u>	<u>\$ 5,528,351</u>
PROGRAM REVENUES:						
Charges for services	29,439		915,324	944,763	654,284	1,625,681
Operating grants and contributions		319,197	2,800	321,997	1,350,629	3,255,501
Capital grants and contributions						
Net program (expenses) revenue	<u>77</u>	<u>(1,467,954)</u>	<u>4,889</u>	<u>(1,462,988)</u>	<u>410,784</u>	<u>(647,169)</u>
GENERAL REVENUES:						
Taxes:						
Property		102,495		102,495		
Sales and use						
Occupancy						
Grants and contributions not restricted to specific programs						
Investment earnings	29	1,140		1,169	5,076	1,552
Other income		2,707	255	2,962	1,400	3,045,370
Total general revenues	<u>29</u>	<u>106,342</u>	<u>255</u>	<u>106,626</u>	<u>6,476</u>	<u>3,046,922</u>
Change in net position	106	(1,361,612)	5,144	(1,356,362)	417,260	2,399,753
Net position - beginning	<u>63,535</u>	<u>2,474,341</u>	<u>(1,215,131)</u>	<u>1,322,745</u>	<u>(1,201,150)</u>	<u>4,806,397</u>
Net position-ending	<u>\$ 63,641</u>	<u>\$ 1,112,729</u>	<u>\$ (1,209,987)</u>	<u>\$ (33,617)</u>	<u>\$ (783,890)</u>	<u>\$ 7,206,150</u>

See notes to financial statements.

*As restated

Judicial Court Services			Public Safety					
Judicial District Court	Terrebonne Parish Clerk of Court	Total Judicial Court Services	Terrebonne Parish Coroner	Terrebonne Parish Communications District	Terrebonne Parish Fire Districts			
					No. 4A	No. 5	No. 6	No. 7
\$ 2,554,086	\$ 3,928,088	\$ 13,604,654	\$ 819,225	\$ 2,387,160	\$ 1,610,364	\$ 498,007	\$ 891,400	\$ 1,200,678
695,516	4,774,670	7,750,151	375,929	2,093,890			990	
1,431,097		6,037,227	35,966	198,648	80,585	56,000	30,178	225,946
					25,053			
(427,473)	846,582	182,724	(407,330)	(94,622)	(1,504,726)	(442,007)	(860,232)	(974,732)
					1,369,807	648,947	786,446	785,021
			458,799			43,907	100,240	
13,892		20,520			2,734	176		521
		3,046,770	18	314,763	266,380	23,571	177,950	1,001,745
13,892		3,067,290	458,817	314,763	1,638,921	716,601	1,064,636	1,787,287
(413,581)	846,582	3,250,014	51,487	220,141	134,195	274,594	204,404	812,555
2,738,923	(8,929,362)	(2,585,192)	(260,930)	2,427,425	1,006,518	1,195,069	1,925,348	1,331,119 *
\$ 2,325,342	\$ (8,082,780)	\$ 664,822	\$ (209,443)	\$ 2,647,566	\$ 1,140,713	\$ 1,469,663	\$ 2,129,752	\$ 2,143,674

**COMBINING STATEMENT OF ACTIVITIES
COMPONENT UNITS**

Terrebonne Parish Consolidated Government

For the year ended December 31, 2021

Public Safety

	Terrebonne Parish Fire Districts						Terrebonne Levee and Conservation District	
	No. 8	No. 9	No. 10	Bayou Cane	Coteau	Schriever		Village East
EXPENSES	\$ 325,014	\$ 580,128	\$ 1,166,575	\$ 6,312,834	\$ 927,078	\$ 1,618,316	\$ 451,538	\$ 25,947,158
PROGRAM REVENUES:								
Charges for services								
Operating grants and contributions	18,808	21,324	71,377	716,569	7,776	85,560	38,511	18,498,903
Capital grants and contributions			11,070		11,346			
Net program (expenses) revenue	(306,206)	(558,804)	(1,084,128)	(5,596,265)	(907,956)	(1,532,756)	(413,027)	(7,448,255)
GENERAL REVENUES:								
Taxes:								
Property	418,640	420,713	1,033,266	5,146,258	853,315	2,257,671	390,519	4,985,430
Sales and use								12,362,809
Occupancy								
Grants and contributions not restricted to specific programs							22,526	
Investment earnings	802	2,304	1,888		603	1,010	1,045	27,460
Other income	11,072	192,897	82,951	1,547,709	8,384	98,368	112,556	133,736
Total general revenues	430,514	615,914	1,118,105	6,693,967	862,302	2,357,049	526,646	17,509,435
Change in net position	124,308	57,110	33,977	1,097,702	(45,654)	824,293	113,619	10,061,180
Net position - beginning	2,257,332	2,086,607	1,991,302	2,227,816 *	1,651,273	3,762,406	1,361,927	399,008,361
Net position-ending	\$ 2,381,640	\$ 2,143,717	\$ 2,025,279	\$ 3,325,518	\$ 1,605,619	\$ 4,586,699	\$ 1,475,546	\$ 409,069,541

See notes to financial statements.

*As restated

Public Safety	Health and Welfare Services				Culture and Recreation			
Total Public Safety	Terrebonne ARC	Terrebonne Council on Aging, Inc.	Terrebonne General Medical Center	Total Health and Welfare Services	Terrebonne Parish Recreation Districts			
					No. 1	No. 2/3	No. 3	No. 4
\$ 44,735,475	\$ 9,112,526	\$ 6,685,162	\$ 346,202,000	\$ 361,999,688	\$ 913,858	\$ 1,581,676	\$ 212,723	\$ 456,251
2,470,809	4,333,303	113,164	345,567,000	350,013,467	7,853	2,869	11,458	1,855
20,086,151		1,565,108		1,565,108	35,843		5,422	39,494
47,469		358,857		358,857				
(22,131,046)	(4,779,223)	(4,648,033)	(635,000)	(10,062,256)	(870,162)	(1,578,807)	(195,843)	(414,902)
19,096,033					1,349,466	1,646,371	145,520	557,000
12,362,809								
625,472	5,332,861	114,927		5,447,788		75,897		
38,543		66,542	2,447,000	2,513,542	1,351	546	1,083	1,667
3,972,100	1,428,292	192	14,304,000	15,732,484	(27,894)	49,560		494,851
36,094,957	6,761,153	181,661	16,751,000	23,693,814	1,322,923	1,772,374	146,603	1,053,518
13,963,911	1,981,930	(4,466,372)	16,116,000	13,631,558	452,761	193,567	(49,240)	638,616
421,971,573 *	22,373,358	30,739,157	301,120,000	354,232,515	3,483,254	2,738,079	676,854	2,021,899
\$ 435,935,484	\$ 24,355,288	\$ 26,272,785	\$ 317,236,000	\$ 367,864,073	\$ 3,936,015	\$ 2,931,646	\$ 627,614	\$ 2,660,515

COMBINING STATEMENT OF ACTIVITIES
COMPONENT UNITS

Terrebonne Parish Consolidated Government

For the year ended December 31, 2021

Culture and Recreation

	No. 5	No. 6	No. 7	No. 8	No. 9	No. 10	No. 11
EXPENSES	\$ 443,715	\$ 898,229	\$ 573,363	\$ 254,009	\$ 992,802	\$ 635,610	\$ 1,677,966
PROGRAM REVENUES:							
Charges for services		8,874	12,764	3,395	192,310	81,917	5,487
Operating grants and contributions	19,572	10,949	5,067	19,389	57,190	8,700	41,540
Capital grants and contributions							
Net program (expenses) revenue	(424,143)	(878,406)	(555,532)	(231,225)	(743,302)	(544,993)	(1,630,939)
GENERAL REVENUES:							
Taxes:							
Property	661,466	884,436	460,741	360,229	737,221	495,232	1,460,476
Sales and use							
Occupancy							
Grants and contributions not restricted to specific programs							
Investment earnings	1,869	1,175	719	30	2,885	1,003	4,164
Other income	176,715	1,422,305	108,806		186,419	(30,150)	2,514
Total general revenues	840,050	2,307,916	570,266	360,259	926,525	466,085	1,467,154
Change in net position	415,907	1,429,510	14,734	129,034	183,223	(78,908)	(163,785)
Net position - beginning	2,412,084	2,440,582	2,658,623	1,500,235	4,088,504	2,031,907	6,025,368
Net position-ending	\$ 2,827,991	\$ 3,870,092	\$ 2,673,357	\$ 1,629,269	\$ 4,271,727	\$ 1,952,999	\$ 5,861,583

See notes to financial statements.

*As restated

Culture and Recreation			Economic Development and Assistance				Utilities		
Terrebonne Parish Library	Terrebonne Parish Veterans' Memorial District	Total Culture and Recreation	Houma Area Convention and Visitors Bureau	Houma-Terrebonne Airport Commission	Terrebonne Economic Development Authority	Terrebonne Parish Port Commission	Total Economic Development and Assistance	Consolidated Waterworks District No. 1	Total
\$ 5,253,256	\$ 434,496	\$ 14,327,954	\$ 1,392,445	\$ 3,138,254	\$ 1,285,949	\$ 4,959,853	\$ 10,776,501	\$ 15,917,909	\$ 464,091,929
39,031		367,813						18,201,144	379,748,147
51,952	17,824	312,942		2,176,884		3,051,013	5,227,897		33,551,322
				435,961		2,096,851	2,532,812	490,895	3,430,033
(5,162,273)	(416,672)	(13,647,199)	(1,392,445)	(525,409)	(1,285,949)	188,011	(3,015,792)	2,774,130	(47,362,427)
	510,829	9,268,987							28,467,515
6,794,216		6,794,216	1,824,832				1,824,832		19,157,025
		75,897	530,579		1,826,519		2,357,098	19,523	8,525,778
23	49	16,564	1,161	(123,619)		2,213	(120,245)	26,132	2,496,225
103,500	133,509	2,620,135	3,331	892,572			895,903	418,400	26,688,754
6,897,739	644,387	18,775,799	2,359,903	768,953	1,826,519	2,213	4,957,588	464,055	87,160,129
1,735,466	227,715	5,128,600	967,458	243,544	540,570	190,224	1,941,796	3,238,185	39,797,702
15,341,104	1,890,602	47,309,095 *	4,879,964	36,642,318	193,217	93,086,535	134,802,034	91,952,352	1,049,005,122 *
\$ 17,076,570	\$ 2,118,317	\$ 52,437,695	\$ 5,847,422	\$ 36,885,862	\$ 733,787	\$ 93,276,759	\$ 136,743,830	\$ 95,190,537	\$ 1,088,802,824



CONTENTS OF NOTES TO FINANCIAL STATEMENTS

Terrebonne Parish Consolidated Government

December 31, 2021

	<u>Page Number</u>
Note 1 - Summary of Significant Accounting Policies:	
A. Financial Reporting Entity	66
B. Basis of Presentation	70
C. Basis of Accounting and Measurement Focus	73
D. Assets, Liabilities and Equity	74
E. New GASB Statements	79
F. Restatement of Net Position	81
Note 2 - Stewardship, Compliance and Accountability	
A. Budgetary Information	82
B. Deficit Fund Balance and Net Position of Individual Funds	82
C. Expenditures/Expenses Exceeding Appropriations	82
Note 3 - Property Taxes	82
Note 4 - Deposits and Investments	83
Note 5 - Receivables	88
Note 6 - Due To and From Other Governmental Units	89
Note 7 - Restricted Assets	90
Note 8 - Changes in Capital Assets	91
Note 9 - Accounts Payable and Other Current Liabilities	94
Note 10 - Long-Term Debt	94
Note 11 - Due To And From Other Funds	101
Note 12 - Major Suppliers - Enterprise Funds	103
Note 13 - Investment in Joint Venture	104
Note 14 - Interdepartmental - Utilities Usage	105
Note 15 - Reconciliation of Transfers	106
Note 16 - Operating Leases	108
Note 17 - Risk Management	109
Note 18 - Postretirement Hospitalization and Life Insurance Benefits	111
Note 19 - Pension Plans	114
Note 20 - Landfill Closure and Postclosure Care Cost	128
Note 21 - On-Behalf Payments For Supplemental Pay	128
Note 22 - Commitments and Contingencies	129
Note 23 - State of Louisiana Tax Abatement	129
Note 24 - American Rescue Plan Act	129
Note 25 - Hurricane Ida	130
Note 26 - Subsequent Event Notes	130

NOTES TO FINANCIAL STATEMENTS

Terrebonne Parish Consolidated Government

December 31, 2021

Note 1 -SUMMARY OF SIGNIFICANT ACCOUNTING POLICIES

The Terrebonne Parish Consolidated Government (the Parish) complies with accounting principles generally accepted in the United States of America (GAAP). GAAP includes all relevant Governmental Accounting Standards Board (GASB) pronouncements. The accounting and reporting framework and the more significant accounting policies are discussed in subsequent subsections of this Note.

A. Financial Reporting Entity

The Terrebonne Parish Home Rule Charter consolidated the governmental functions of the City of Houma and the Terrebonne Parish Police Jury as the Terrebonne Parish Consolidated Government (the Parish) effective January 1, 1984. The financial reporting entity consists of (1) the primary government (all funds under the auspices of the Parish President and the Parish Council), (2) organizations for which the primary government is financially accountable, and (3) other organizations for which the nature and significance of their relationship with the primary government are such that exclusion would cause the reporting entity's financial statements to be misleading or incomplete.

GASB Statement No. 14, *The Financial Reporting Entity*, GASB Statement No. 39, *Determining Whether Certain Organizations Are Component Units – an amendment of GASB Statement No. 14 and GASB Statement No. 61, The Financial Reporting Entity: omnibus an amendment of GASB Statements No. 14 and No. 34*, established the criterion for determining which component units should be considered part of the Parish for financial reporting purposes. The basic criteria are as follows:

1. Legal status of the potential component unit including the right to incur its own debt, levy its own taxes and charges, expropriate property in its own name, sue and be sued, and the right to buy, sell and lease property in its own name.
2. Whether the governing authority appoints a majority of the board members of the potential component unit.
3. Fiscal interdependency between the Parish and the potential component unit.
4. Imposition of will by the Parish on the potential component unit.
5. Financial benefit/burden relationship between the Parish and the potential component unit.

Based on the previous criteria, Parish management has included the following component units in the reporting entity:

Blended Component Units

These component units, although legally separate entities, are, in substance, part of the Parish's operations and so audited data as of and for the year ended December 31, 2021 from these units are combined with data of the primary government. The expenditures of these blended component units are provided for in the Parish's operating and capital budgets.

Houma Community Mineral Lease (the "HCML") - The HCML was created to establish the City of Houma, subsequently the Terrebonne Parish Consolidated Government, as an agent of certain property owners to annually distribute mineral royalties collected thru this custodial fund. The HCML irrevocably appointed, governing authority is the Parish President and Council Members. Fiscal dependency exists since the Parish provides office space, personnel and related expenditures to this custodial fund.

Note 1 - SUMMARY OF SIGNIFICANT ACCOUNTING POLICIES (Continued)

A. Financial Reporting Entity (continued)

Firemen's Pension & Relief Board - Imposition of will exist because the Board consists of Parish officials (elected and appointed) and employees of the related fire department. In addition, a financial burden exists because the Parish is obligated for the unfunded future liability over the employee/employer's regular contribution, if any. The Parish also provides secretarial and accounting services for the pension trust fund.

Discrete Component Units

The component unit columns in the government-wide financial statements include the audited financial data of the Parish's other component units as of and for the year ended December 31, 2021, unless otherwise noted. They are reported in a separate column to emphasize that they are legally separate from the Parish.

The Louisiana State Constitution provides for independently elected legally separate parish officials. These officials have statutorily defined sources of funds that are used for operating and/or capital purposes. However, the Constitution mandates parish governments fund the operating budgets of these officials. Therefore, parish governments are obligated to cover revenue shortfalls in the operational and/or capital budgets of these officials. There is a significant financial burden/benefit on the Parish. Thus, the Parish is financially accountable for these entities. As a result, fiscal interdependency relationships exist between the Parish and the following officials and entities:

District Attorney of the Thirty-Second Judicial District (the "DA") - The DA is a separately elected official. A financial dependency exists to the extent the Parish provides and maintains offices, salaries and various related expenses as statutorily mandated. These on-behalf payments are approved in the Parish annual budget and are necessary to maintain the DA's current office capacity. The DA's reliance on current office capacity demonstrates financial accountability, places a burden/benefit on the Parish, otherwise it would be misleading to exclude.

Thirty-Second Judicial District Court (the "JDC") - The JDC is part of the operations of the district court system. A fiscal dependency exists to the extent the Parish provides and maintains the Parish courthouse, judges' courtrooms, offices and various related expenses as statutorily mandated. These on-behalf payments are approved in the Parish annual budget and are necessary to maintain the JDC's current office capacity. The JDC's reliance on current office capacity demonstrates financial accountability, places a burden/benefit relationship on the Parish that would be misleading to exclude.

Terrebonne Parish Clerk of Court (the "Clerk") (June 30, 2021) and the Terrebonne Parish Tax Assessor (the "Assessor") - The Clerk and the Assessor are separately elected officials. Fiscal dependency exists since the Parish provides and maintains the offices of the Clerk and Assessor. Title to real property is in the name of the Parish. The substance of the relationship between these officials and the Parish is that the Parish has approval authority over the officials' capital budgets. The Parish is also entitled to fifty percent of any surplus general funds of the Clerk of Court at the end of the Clerk's elected term.

City Court of Houma (the "City Court") - The City Court Judge is a separately elected official within the Houma Municipal Boundaries and is a part of the operations of the statutorily mandated city court system. A financial dependency exists to the extent the Parish provides and maintains the City Courthouse, the judge's courtroom, offices, salaries and various related expenses. These on-behalf payments are approved in the Parish annual budget and are necessary to maintain the City Court's current office capacity. The City Court's reliance on current office capacity demonstrates financial accountability, places a burden/benefit relationship on the Parish that would be misleading to exclude.

Terrebonne Parish Coroner (the "Coroner") - The Coroner is a separately elected official. The Parish is responsible for paying fees to the Coroner for services provided to the public. There is a fiscal dependence since the Parish must approve the rates set by the Coroner.

Note 1 - SUMMARY OF SIGNIFICANT ACCOUNTING POLICIES (Continued)

A. Financial Reporting Entity (continued)

Terrebonne Parish Port Commission (the "Commission") -The Commission is governed by a separate seven-member board of which five members are appointed by the Parish President and the Parish Council and two members are nominated by the Chamber of Commerce and appointed by the Parish Council. Although the Commission is legally separate, the Parish provides office space, personnel and accounting services. The Commission's reliance on current office capacity and accounting services, places a burden/benefit on the Parish that would be misleading to exclude.

Terrebonne Parish Sales & Use Tax Department - This separate department of the Parish collects all sales taxes levied in Terrebonne Parish, under the jurisdiction of the Parish. At present, the Parish, Terrebonne Parish School Board, Terrebonne Parish Sheriff and the Terrebonne Levee and Conservation District levy those taxes. The composition of the Advisory Board is made up of equal members from the Parish and Parish School Board, the Sheriff, the Terrebonne Levee and Conservation District and a member from the Terrebonne Parish Library Board of Control. However, the decisions of the Advisory Board are ratified by the Parish Council and as the governing authority the Parish Council can impose its will. In addition, the director is appointed by the Parish President and ratified by the Parish Council. However, this component unit does not provide services entirely, or almost entirely, to the Parish.

Terrebonne Levee and Conservation District (June 30, 2021) – This is a separate political subdivision of the State of Louisiana governed by a separate board of commissioners consisting of nine members appointed by the governor selected from a list of nominations from the following: six (6) appointments from the legislative delegation; two (2) from the Terrebonne Parish President (with approval from the Terrebonne Parish Council); one (1) chosen from five submissions by the local American Legion Posts. A one-quarter percent (1/4%) sales tax is collected by the Parish for the purpose of constructing and maintaining the Morganza to the Gulf Hurricane Protection System. The Parish has the ability to impose its will on the Levee District because the Parish Council can modify or approve the budget for the Morganza to the Gulf project before forwarding the funds to the Levee District. A one-half percent (1/2%) sales tax is collected by the Levee District for the same purposes described above.

Terrebonne Parish Veterans' Memorial District – was created by action of the Louisiana Legislature during the 2008 Regular Legislative Session, under Act No. 231, and by Terrebonne Parish Council on behalf of the Terrebonne Parish Consolidated Government, Ordinance No. 6499 on August 13, 2008. The Board of Directors consist of nine members, all of whom shall be citizens of Terrebonne Parish, and six of whom shall be honorably discharged veterans of a branch of the United States Armed Services. Two members are appointed by the Parish President; four members are appointed by the Parish Council from a list submitted by various veterans organizations domiciled in Terrebonne Parish; one member by the Parish Council from a list of three names submitted by the Regional Military Museum; and two members appointed by the legislative delegation.

The board shall have the powers and duties of a veterans' memorial district governing body as provided by law, with its primary purpose to operate, maintain and supply in Terrebonne Parish a regional military museum and Veterans Memorial Park on Louisiana Highway 311, except that approval of the Terrebonne Parish Council shall first be obtained prior to any of the following actions by the board:

1. Adoption of an annual budget.
2. Purchase, sale or encumbrance of immovable property.
3. Submitting for voter approval any tax proposal.
4. Any other matter or action as determined by ordinance adopted by the Terrebonne Parish Consolidated Government.

Other Special Districts - There are a number of special districts located in the Parish that provide services to a limited number of parish citizens. The Parish appoints all board members of these districts, can remove appointed members of the boards at will and has a financial burden/benefit or dependency relationship with each special district. Therefore, the Parish can impose its will on these districts. While these districts are responsible for obtaining voter approval for the levy of taxes or debt issuance, all related Louisiana State Bond Commission approvals must be obtained through the Parish. Certain agencies have different year-ends as indicated. These agencies are:

Note 1 - SUMMARY OF SIGNIFICANT ACCOUNTING POLICIES (Continued)

A. Financial Reporting Entity (continued)

Parish Recreation Districts No. 1 - 11
Parish Fire Protection Districts No. 4A, 5, 6, 7, 8, 9 and 10
Bayou Cane Fire District, Coteau Fire District, Schriever Fire District,
Village East Fire District
Houma-Terrebonne Regional Planning Commission
Terrebonne Parish Library
Terrebonne Parish Communications District
Consolidated Waterworks District No. 1 – June 30, 2021
Terrebonne General Medical Center - March 31, 2021
Houma-Terrebonne Public Trust Financing Authority - March 31, 2021

In addition, there are special districts whose board members are appointed with “special circumstance.” That is, some members may be appointed by separate organizations, or the Parish Council will appoint the members from lists of nominations from separate organizations. Certain special districts have different year-ends as indicated. Each of these special districts has a financial burden or benefit to the Parish and/or a fiscal dependency on the Parish or the Parish can impose its will on the organization.

Houma Area Convention and Visitors Bureau (The Bureau) – created and established by the Parish Council, which appoints the governing authority through which the Parish Council can impose its will on the Bureau.

Terrebonne ARC (TARC) – (June 30, 2021) – organized as a not-for-profit corporation under Internal Revenue Code Section 501(c) 3. The Parish Council levies and collects a 5.21 mill parish-wide ad valorem tax dedicated to TARC for the purposes of operating, maintaining, and constructing facilities to provide for the needs of people with intellectual and other developmental disabilities. The millage was last renewed in a parish-wide election in 2013 for the ten-year period ending 2027. A contract entered into by the Parish and TARC places a fiscal burden on the Parish and provides TARC with a significant portion of its operating revenues. In addition, the contract requires TARC to follow certain state laws generally limited to local governments, including the approval of TARC’s annual operating and capital budgets by the Parish Council.

Terrebonne Council on Aging, Inc. (TCOA) – (June 30, 2021) – created under state law authorizing the charter of a voluntary council on aging for the welfare of aging people in each parish of the state. The Parish Council annually approves the levy, collects, administers and monitors the use of a 7.50 mill parish – wide ad valorem tax dedicated to the mission of TCOA. The Parish disburses to TCOA the proceeds throughout the year. The millage provides TCOA with a significant portion of its operating revenues and places financial accountability to the Parish on TCOA.

Houma-Terrebonne Airport Commission (HTAC) – created and established by the City of Houma and Terrebonne Parish Police Jury, which consolidated to form the Parish. The Home Rule Charter states the airport is owned jointly by the City and the Parish. HTAC is subject to the imposition of will by the Parish Council through the Council’s appointment of all 8 members of HTAC’s governing authority, and the ownership of the airport property and improvements.

Terrebonne Economic Development Authority (TEDA) – created and established by the Parish Council, TEDA is a public-private partnership. TEDA is governed by a fourteen-member voting board appointed by the Parish Council from nominations received from area business organizations, other local governments, the Parish President and the Parish Council. The Parish Council can impose its will on TEDA through these appointments. Fiscal dependency exists since the Parish supports TEDA financially through an intergovernmental agreement in which TEDA receives a portion of Terrebonne Occupational License revenues.

Complete financial statements of the individual component units may be obtained from their respective administration offices or from the Terrebonne Parish Consolidated Government at the Government Tower, 8026 Main Street, Suite 300, Houma, Louisiana 70360.

Note 1 - SUMMARY OF SIGNIFICANT ACCOUNTING POLICIES (Continued)

A. Financial Reporting Entity (continued)

Component units generally follow the same accounting policies as the primary government with the exception of the Terrebonne Parish Assessor, which recognizes ad valorem taxes during the year levied. The Primary Government and all other component units, except for the Assessor, budget current year taxes, which are levied for purposes of funding the subsequent year's expenditure, as revenue of the subsequent year. The current tax levy is reported in the current year financial statements as a deferred inflow of resources - unavailable revenue.

Related Organizations

Parish officials are also responsible for appointing members of the boards of other organizations. The Parish's accountability does not extend beyond making the appointments. The Houma Housing Authority is a related organization. The organization's financial statements can be obtained at their administrative offices as follows:

Houma Housing Authority
Nikita Gilton, Executive Director
7491 Park Avenue
Houma, LA 70360

B. Basis of Presentation

The Parish's basic financial statements consist of the government-wide statements on all of the non-fiduciary activities of the primary government and its non-fiduciary component units and the fund financial statements (individual major funds and combined non-major funds).

Government-Wide Financial Statements

The government-wide financial statements (i.e. the statement of net position and the statement of activities) report information on all of the non-fiduciary activities of the primary government and its component units. For the most part, the effect of interfund activity has been removed from these statements. Exceptions to the rule are payments between various functions of government and the enterprise funds for charges such as electric and gas. The government-wide presentation focuses primarily on the sustainability of the Parish as an entity and the change in aggregate financial position resulting from the activities of the fiscal period.

Governmental Activities represent programs, which normally are supported by taxes and intergovernmental revenues.

Business-Type Activities are financed in whole or in part by fees charged to external parties for goods and services.

The primary government is reported separately from the legally separate component units as detailed in section (A) of this note.

The statement of activities demonstrates the degree to which the direct expenses of a given function or segments are offset by program revenues. Direct expenses are those that are clearly identifiable with a specific function or segment. Indirect costs are not allocated by function for financial reporting in this statement; however, certain indirect costs have been directly allocated as administrative fees to grants and fund programs. Program revenue include: (1) charges to customers or applicants who purchase, use or directly benefit from goods, services, or privileges provided by a given function or segment, and (2) grants and contributions that are restricted to meeting the operational or capital requirements of a particular function or segment. Taxes and other items not properly included among program revenues are reported instead as general revenues. This includes internally dedicated resources such as a restricted property tax.

Note 1 - SUMMARY OF SIGNIFICANT ACCOUNTING POLICIES (Continued)

B. Basis of Presentation (continued)

Fund Financial Statements

Separate financial statements are provided for governmental funds, proprietary funds, and fiduciary funds, even though the latter are excluded from the government-wide financial statements. Major individual governmental and proprietary funds are reported as separate columns in the fund financial statements.

The daily accounts and operations of the Parish are organized on the basis of individual funds, each of which is considered a separate accounting entity. The operations of each fund are accounted for with a separate set of self-balancing accounts that comprise its assets, liabilities, equity, revenues, expenditures or expenses, as appropriate. Government resources are allocated to and accounted for in individual funds based on the purpose for which they are to be spent and the means by which spending activities are controlled. The various funds of the primary government are grouped, into generic fund types and three broad fund categories as follows:

Governmental activities presented as governmental funds in the fund financial statements:

General Fund – The General Fund is the general operating fund of the Parish. The General Fund accounts for and reports all financial resources not accounted for and reported in other funds. The General Fund is always a major fund.

Special revenue funds – special revenue funds are used to account for and report the proceeds of specific revenue sources (other than major capital projects) that are restricted or committed to expenditures for specified purposes. Special revenue funds reported as major funds in the fund financial statements are as follows:

Public Safety Fund – accounts for and reports the proceeds of ad valorem taxes restricted to the City of Houma. Proceeds are used for operating, maintaining and purchasing any necessary equipment for the police and fire departments.

Grant Fund - accounts for and reports the receipts and disbursements of Federal, state and other grants.

Road and Bridge Maintenance Fund – accounts for and reports the proceeds of a dedicated ¼% sales tax and supplemental transfer from the General Fund for the purpose of operating, maintaining, and constructing roads and bridges.

Drainage Maintenance Fund – accounts for and reports the proceeds of a dedicated ¼% sales tax and ad valorem taxes used for the purpose of providing, maintaining and constructing drainage works.

Terrebonne Levee and Conservation District Fund – accounts for and reports the collection and disbursement of a dedicated ¼% sales tax to be used according to a local services agreement between the Parish and the Terrebonne Levee and Conservation District to provide for local matching funds for the construction, acquisition, maintenance and operation, extension and/or improvement of hurricane protection for Terrebonne Parish and more specifically identified as the Corps of Engineers project titled the “Morganza To The Gulf”. The Terrebonne Levee & Conservation District Fund is a major fund.

Debt Service Fund – accounts for and reports financial resources that are restricted, committed, or assigned to expenditures for principal, interest and related costs. The Debt Service Fund is not a major fund.

Note 1 - SUMMARY OF SIGNIFICANT ACCOUNTING POLICIES (Continued)

B. Basis of Presentation (continued)

Capital Projects Fund – accounts for and reports financial resources that are restricted, committed or assigned to expenditures for capital outlays, including the acquisition or construction of major capital facilities and other capital assets (other than those financed by Proprietary Funds). The Capital Projects Fund is reported as a major fund.

Proprietary Funds:

Enterprise funds – are used to account for and report operations: (a) that are financed and operated similarly to private business enterprises, where the intent of the governing body is that the costs (expenses, including depreciation) of providing goods or services to the general public on a continuing basis be financed or recovered primarily through user charges; or (b) where the governing body has decided periodic determination of revenues earned, expenses incurred, and/or net income is appropriate for capital maintenance, public policy, management control, accountability, or other purposes. Enterprise funds are presented in the business-type activities column in government-wide financial statements and the major funds section of the basic financial statements, the four enterprise funds reported as major funds in the fund financial statements are as follows:

Utilities Fund - accounts for and reports electricity and gas services provided to the residents of the City of Houma and gas services to certain outlying areas of Terrebonne Parish. All activities necessary to provide such services are accounted for in the fund, including, but not limited to, administration, operations, construction, maintenance, financing, billing and collection.

Sewerage Fund - accounts for and reports all activities necessary to provide sewer services to Terrebonne Parish, including, but not limited to, operations, construction and maintenance charges. Billing and collection services for sewerage is provided by Consolidated Waterworks District No. 1.

Sanitation Maintenance Fund – accounts for and reports all activities necessary to provide and maintain garbage collection and disposal services, and closure costs of the Parish's Ashland Landfill. Billing and collection services for residential and small businesses are provided by Consolidated Waterworks District No. 1.

Civic Center Fund – accounts for and reports all activities necessary for the Houma-Terrebonne Civic Center, including, but not limited to, the administration, operations, maintenance and marketing.

Internal Service Funds – account for and report: (1) risk management services, including liability, property and group health insurance, (2) personnel administrative, training and unemployment claim services, (3) central purchasing services, (4) information systems services and (5) centralized fleet management services provided to various departments or agencies of the Parish, or to other governments, on a cost-reimbursement basis. The internal service fund totals are presented as part of the proprietary fund financial statements. Since the principal users of the internal service funds are Parish governmental activities, financial statements of internal service funds are consolidated into the governmental activities column when presented at the government-wide level. To the extent possible, the costs of these services are reflected in the appropriate functional activity.

Proprietary Funds distinguish operating revenues and expenses from nonoperating items. Operating revenues and expenses generally result from providing services and producing and delivering goods in connection with a proprietary fund's principal ongoing operations. Operating expenses for Enterprise Funds and Internal Service Funds include the cost of sales and services, administrative expenses, and depreciation of capital assets. All revenues and expenses not meeting this definition are reported as nonoperating revenues and expenses.

Note 1 - SUMMARY OF SIGNIFICANT ACCOUNTING POLICIES (Continued)

B. Basis of Presentation (continued)

Fiduciary Funds (not included in government-wide statements):

Custodial funds – account for and report resources held in custodial capacity for use by the Houma Community Mineral Lease and The Marshal’s Fund. The Houma Community Mineral Lease Fund accounts for and reports royalties from the production of oil and gas from certain properties within the City of Houma and the distribution of the royalties to the participating property owners. The Marshal’s Fund, governed by an agreement with the Parish, accounts for and reports the collection of garnishments and seizures and the subsequent disbursement to the appropriate parties (less a collection fee paid to the Parish).

Pension trust fund – accounts for and reports the activities of the Firemen’s Pension and Relief Fund, which accumulates resources to be used for retirement payments to firemen hired prior to January 1, 1980.

Private-purpose trust fund – accounts for and reports bond proceeds held by the Houma-Terrebonne Public Trust Financing Authority and are used to finance residential housing through low interest first mortgage loans and for other purposes as specified by agreement.

C. Basis of Accounting and Measurement Focus

Government-Wide Financial Statements:

The government-wide financial statements are reported using the economic resources measurement focus and the accrual basis of accounting. Revenues are recorded when earned and expenses are recorded when a liability is incurred, regardless of the timing of related cash flows. Property taxes and the related state revenue sharing (Intergovernmental revenue) are recognized in the year for which levied. Ad valorem tax adjustments and deductions are recognized as expenses for the year in which the related property tax revenue is recognized.

Fund Financial Statements:

All governmental funds are accounted for using a current financial resources measurement focus. With this measurement focus, only current assets and liabilities generally are included on the balance sheet. Operating statements of these funds present increases (revenues and other financing resources) and decreases (expenditures and other uses) in net current position. Governmental funds are maintained on the modified accrual basis of accounting.

Governmental fund revenues resulting from exchange transactions are recognized in the fiscal year in which the exchange takes place and meets the government’s availability criteria (susceptible to accrual). Available means that the resources will be collected within the current fiscal year or are expected to be collected soon enough thereafter to be used to pay liabilities of the current fiscal year. The Parish definition of available means expected to be received within sixty days of the end of the fiscal year. Charges for services, fines and forfeitures and most governmental miscellaneous revenues, including investment earnings are recorded as earned since they are generally not measurable and available.

Nonexchange transactions, in which the Parish receives value without directly giving value in return, included sales tax, property tax, special assessments, grants, entitlements, and donations. Ad valorem taxes and the related state revenue sharing (Intergovernmental revenue) are recognized as revenue of the period for which levied. The current year property taxes are being levied to finance the subsequent year’s budgeted expenditures by Council ordinance and legally are not available for funding current year expenditures, accordingly, property taxes levied in 2021 shall be recognized as revenue in 2022. The 2021 tax levy is recorded as deferred inflows of resources – unavailable revenue in the Parish’s 2021 financial statements.

Note 1 - SUMMARY OF SIGNIFICANT ACCOUNTING POLICIES (Continued)

C. Basis of Accounting and Measurement Focus (continued)

Ad valorem tax adjustments represent unpaid taxes that are recognized as general government expenditures when the related tax levy is recognized as revenue. Ad valorem tax deductions represent withheld amounts to fund expenditures of the Terrebonne Parish Assessor and are also recognized as general government expenditures when the related tax revenue is recognized. Sales and use taxes are considered “measurable” when the underlying transaction occurs and meets the availability criteria. Anticipated refunds of such taxes are recorded as fund liabilities and reductions of revenue when they are measurable and valid. Revenue from grants, entitlements and donations is recognized in the fiscal year in which all eligibility requirements have been satisfied. Eligibility requirements include timing requirements, which specify the year when the resources can be used.

Expenditures are recognized in the accounting period in which the related fund liability is incurred, if measurable, except for the following: (1) principal and interest on long-term debt are recorded when due, and (2) claims and judgments, group health claims, arbitrage payable, net pension obligation, and compensated absences and other postemployment benefits are recorded as expenditures in the governmental fund type when paid with expendable available financial resources. Allocations of cost such as depreciation and amortization are not recognized in the governmental funds.

All proprietary and fiduciary funds are accounted for on a flow of economic resources measurement focus. Proprietary funds and fiduciary funds are maintained on the accrual basis of accounting wherein revenues are recognized in the accounting period in which they are earned and become measurable, and expenses are recognized in the period incurred, if measurable. Revenues resulting from transactions, in which each party gives and receives essentially equal value, is recorded on the accrual basis when the exchange takes place. Custodial funds, however, are unlike all other types of funds reporting liabilities to the beneficiaries when an event has occurred that compels the disbursement of fiduciary resources. Events that compel disbursement of fiduciary resources occur when a demand for resources has been made or when no further action, approval or condition is required to be taken or met by the beneficiary to release the assets. Custodial funds use the accrual method to recognize receivables and payables.

D. Assets, Liabilities and Equity

Cash, Cash Equivalents and Investments

Cash includes amounts in regular and money market accounts.

For purposes of the statement of cash flows, cash and cash equivalents include certificates of deposit securities with maturities of three months or less when purchased and deposits in the Louisiana Asset Management Pool.

Investments are reported at fair value except for: (1) short-term and money market investments, consisting primarily of U.S. Treasury obligations with a maturity of one year or less at time of purchase, which are reported at cost, which approximates fair value, and (2) the Louisiana Asset Management Pool (LAMP), which is a local government 2a7-like pool administered by a non-profit corporation organized under State of Louisiana law, which is permitted to be carried at amortized cost.

All investments are traded in a national or international exchange and are valued at the last reported sales price at current exchange rates. There are no investments without an established market. Unrealized gains and losses on investments recorded at fair value are included in investment income.

Investment policies are governed by state statutes and bond covenants.

Accounts Receivable

All trade and property tax receivables are shown net of an allowance for uncollectibles. Trade accounts receivable in excess of 120 days comprise the trade accounts receivable allowance for uncollectibles. The allowances represent approximately 4% and 33% of receivables from governmental and business-type activities, respectively.

Note 1 - SUMMARY OF SIGNIFICANT ACCOUNTING POLICIES (Continued)

D. Assets, Liabilities and Equity (continued)

Inventories and Prepaid Items

Inventories are stated at cost using the average price method. Inventoried items are recorded as expenditures when consumed, rather than when purchased.

Certain payments to vendors reflect costs applicable to future accounting periods and are recorded as other assets (prepaid items) in both government-wide and internal service fund financial statements.

Interfund Transactions

In the financial statements, interfund activity is reported as either loans or transfers. Loans between funds are reported as interfund receivables (due from) and payables (due to) as appropriate. Transfers represent a permanent reallocation of resources between funds. In other words, they are not expected to be paid. For reporting purposes, all interfund transactions between individual governmental funds have been eliminated in the government-wide financial statements. At December 31, 2021, the Parish did not have any non-current interfund loans/borrowing arrangements. Any residual balances outstanding between the governmental activities and the business-type activities are reported in the government-wide financial statements as "internal balances".

Restricted Assets

Specific assets are restricted by statute or donors as to use and are identified as restricted assets. Certain bond proceeds and debt service sinking funds of the Parish are legally restricted as to purpose. These assets have been classified as restricted assets on the statement of the net position since the use of these funds is limited by applicable bond resolutions.

Capital Assets

Capital assets, which include land, construction in progress, buildings, equipment, and infrastructure assets (streets, roads, bridges, canals, and sewer and drainage systems) are reported in the applicable governmental or business-type activities columns in the government-wide financial statements. Capital assets are defined by the government as follows:

- Movable capital assets with a cost of \$1,000 or more per unit and an estimated useful life in excess of two years.
- Individual purchased infrastructure improvements with a value of \$100,000.
- Donated infrastructure with aggregate systems value of \$250,000.

All assets are recorded at historical cost or estimated historical cost if purchased or constructed. Donated capital assets are recorded at their acquisition value at the date of donation. Capital assets with an estimated historical cost amounted to \$60,196,464 or 9.70% of total capital assets used in governmental activities. Changes in estimate are accounted for prospectively. Major outlays for capital assets and improvements are capitalized as projects at completion of construction. At this point the project costs are moved out of construction-in-progress and capitalized.

In accordance with Louisiana Department of Environmental Quality regulations the Parish is legally required to dispose of its Houma generating plant, eleven electrical substations, North and South sewerage treatment plants and ponds, ten community treatment plants and eight holding basins. As required by GASB No. 83-*Certain Asset Retirement Obligations*, the Parish records estimated future asset retirement obligations at fair value. GASB No. 83 requires the Parish to record the fair value of a liability for an asset retirement obligation in the period in which it is incurred with a corresponding increase in deferred outflows of resources. Subsequent to initial measurement, the asset retirement obligation is required to be measured each period to its fair value. Deferred outflows of resources are amortized using the straight line method over 11 years for the Houma generating plant and electrical substations and 23 years for the North and South treatment plants and ponds, community treatment plants and holding basins (the average remaining asset useful life at implementation of GASB No. 83). Deferred outflows of resources for newly acquired assets are amortized over the asset's estimated useful life at acquisition. The Parish's asset

Note 1 - SUMMARY OF SIGNIFICANT ACCOUNTING POLICIES (Continued)

D. Assets, Liabilities and Equity (continued)

retirement obligation consists of the costs related to the removal of facilities and equipment for the Houma generating plant, \$775,675, electrical substations \$318,000 and North and South sewerage treatment plants, \$72,371,596. Payment of the asset retirement obligations are to be made using the unrestricted assets of the Utilities and Sewerage Funds. The 2021 measurement was not significantly different than the original measurement period. Management does not consider there to be a material difference from the original measurement. As of December 31, 2021 no assets were restricted for payment of the liability.

In accordance with GASB Statement No. 89, the Parish did not capitalize interest cost during the year ended December 31, 2021.

Capital assets of the Parish, as well as component units, are depreciated using the straight-line method over the following estimated useful lives:

<u>Type of Capital Assets</u>	<u>No. of Years</u>
Buildings and Building Improvements	10-50
Utility Plant and Distribution Systems	10-25
Land Improvements-Structure	10
Furniture	10
Machinery and Equipment	5-10
Vehicles	3-15
Infrastructure	25-70

All infrastructure assets purchased by the Parish since 1980 are recorded as capital assets and depreciated accordingly. All donated infrastructure accepted into the Parish’s maintenance program since 1980 has been capitalized and depreciated in accordance with the above capitalization policy.

Deferred Outflows of Resources

In addition to assets, the statement of net position reports a separate section for deferred outflows of resources, which represents the consumption of net position that applies to future periods and so will not be recognized as an expense/expenditure until that time. The Parish reports in the government wide financial statement’s current refunding and advance refunding resulting in defeasance of debt, the difference between the reacquisition price and the net carrying amount of the old debt as a deferred outflows of resources. In addition, deferred outflows of resources related to pensions, other postemployment benefits and asset retirement obligations are also reported in the government wide financial statements.

Grant Advancements

The Parish reports resources transmitted before eligibility requirements, other than time requirements, in government mandated or voluntary non exchange transactions are met as grant advancements. The grant advancement as of December 31, 2021 was \$12,005,095.

Long-Term Debt

In the government-wide statement of net position and the proprietary fund types’ financial statements, long-term debt and other long-term obligations are reported as liabilities. In these financial statements, bond premiums and discount are deferred and amortized over the life of the bonds using the effective interest method. Bonds payable are reported net of the applicable bond premium or discount. Bond issuance costs are recognized as expenses in the current fiscal period incurred.

In the fund financial statements governmental fund types recognize bond premiums, discounts, and bond issuance costs during the current fiscal period incurred. The face amount of the debt issue is reported as “other financing sources.” Premiums received on debt issuances are reported as “other financing sources” and discounts on debt are reported as “other financing uses.”

Note 1 - SUMMARY OF SIGNIFICANT ACCOUNTING POLICIES (Continued)

D. Assets, Liabilities and Equity (continued)

Compensated Absences

GASB Statement No. 16, *Accounting for Compensated Absences*, requires governments to accrue compensated absences only to the extent it is probable that the employer will compensate employees for benefits through cash payments conditioned on the employees' termination or retirement. The Parish has recorded liabilities for accumulated vacation, sick leave and the applicable percentages of retirement, social security and medicare associated with the payment of compensated absences as of December 31, 2021.

In the government-wide financial statements and the proprietary fund type statements, the total compensated absences liability is recorded as an expense and long-term and current obligations and allocated on a functional basis. A current liability is recorded for the value of one year's accrual of leave. In accordance with GASB Interpretation No. 6, *Recognition and Measurement of Certain Liabilities and Expenditures in Governmental Fund Financial Statements*, no compensated absences liability is recorded at December 31, 2021 in the governmental fund-type fund financial statements.

Employees of the Parish can earn 96 hours or 136 hours of vacation leave, depending on their length of employment. Accumulated vacation leave is due to the employee at the time of termination or death. The vacation policy provides that any unused annual leave, in excess of one year's earnings, remaining on the employee's anniversary date will be transferred to sick leave.

Furthermore, Parish employees earn 56 hours sick leave per year. Upon official retirement from the Parochial Retirement System the retiring employee will be allowed to receive half of whatever accumulated sick leave time has accrued, up to maximum of 240 hours, by leaving work and remaining on the payroll of the Parish until this 240 hours are exhausted. Retirement from PERS will commence the day after the employee's last day on the Parish payroll. The employee may also elect to be paid for said hours at the time official retirement begins.

Details of the compensated absences liability for the Parish discrete component units can be found in the separately issued audit reports of each component unit.

Other Postemployment Benefits

GASB Statement No. 75, *Accounting and Financial Reporting for Postemployment Benefits Other Than Pensions*, requires governments to accrue postemployment benefits to the extent it is probable the employer will provide benefits conditioned on the employees' retirement. The Parish has recorded liabilities for postemployment health care benefits as of December 31, 2021.

In the government-wide financial statements and the proprietary fund types fund statements, the other postemployment benefits liability is recorded as long-term obligations and allocated to expenses on a functional basis.

In the governmental fund type fund financial statements other postemployment benefit expenditures are recognized in the amount contributed to the plan or expected to be liquidated with expendable available financial resources. Expendable available financial resources generally refer to other postemployment benefit payments due and payable as of the end of the year.

Details of the other postemployment benefit obligations for the Parish's discrete component units can be found in the separately issued audit reports of each component unit.

Pensions

For purposes of measuring the net pension liability, deferred outflows of resources, and deferred inflows of resources related to pensions and pension expense, information about the fiduciary net position of the

Note 1 - SUMMARY OF SIGNIFICANT ACCOUNTING POLICIES (Continued)

D. Assets, Liabilities and Equity (continued)

Parochial Employees' Retirement System, Municipal Police Employees' Retirement System, Firefighters' Retirement System of Louisiana and City of Houma Firemen's Pension and Relief Fund (the Systems) and additions to/deductions from the Systems' fiduciary net positions have been determined on the same basis as they are reported by the Systems. For this purpose, benefit payments (including refunds of employee contributions) are recognized when due and payable in accordance with the benefit terms. Investments are reported at fair value.

Accounting for Ashland Landfill Closure and Postclosure Care Costs

Ashland Landfill Closure and Postclosure Care Costs are accrued for in accordance with guidelines recommended by Section L10 of the GASB Codification of Governmental Accounting and Financial Reporting Standards.

The Sanitation Maintenance Fund recognizes a portion of the estimated total current cost of closure and post closure care costs (based on use) as an expense and as a liability in each period that it accepts solid waste. A complete explanation of the liability and its calculation is referenced in Note 20.

Deferred Inflows of Resources

In addition to liabilities, the statement of net position and governmental funds balance sheet report a separate section for deferred inflows of resources, which represent acquisition of net position that applies to future periods and so will not be recognized as revenues until that time. The Parish reports deferred inflows of resources in the governmental and proprietary fund financial statements when resources associated with imposed non-exchange revenue transactions are received or reported as a receivable before (a) the period for which property taxes are levied or (b) the period when resources are required to be used or when use is first permitted for all other imposed non-exchange revenues in which the enabling legislation includes time requirements. In addition, the deferred inflows of resources related to non-exchange revenue, the Parish also reports deferred inflows of resources related to pensions and other post employment benefits in its government wide and proprietary fund financial statements.

Equity

Government-wide Statements:

Equity is classified as net position and displayed in three components:

- a. Net investment in capital assets – Consists of capital assets including restricted capital assets, net of accumulated depreciation and reduced by the outstanding balances of any bonds, mortgages, notes or other borrowings that are attributable to the acquisition, construction, or improvement of those assets.
- b. Restricted net position – Consists of assets and deferred outflows of resources less liabilities and deferred inflow of resources (net position) with constraints placed on the use either by (1) external groups such as creditors, grantors, contributions, or laws or regulations of other governments; or (2) law through constitutional provisions or enabling legislation.
- c. Unrestricted net position – All other net assets that do not meet the definition of “restricted” or net-investment in capital assets.

When both restricted and unrestricted resources are available for use, it is the Parish's policy to use restricted resources first, then unrestricted resources as they are needed.

Fund Financial Statements:

Governmental fund equity is classified as fund balance. Fund balance is further classified as:

- a. Nonspendable – amounts that cannot be spent either because they are in non-spendable form or because they are legally or contractually required to maintain intact.

Note 1 - SUMMARY OF SIGNIFICANT ACCOUNTING POLICIES (Continued)

D. Assets, Liabilities and Equity (continued)

- b. Restricted – amounts that can be spent only for specific purposes because of constitutional provisions, charter requirements or enabling legislation or because of constraints that are externally imposed by creditors, grantors, contributors, or the laws or regulation of other governments.
- c. Committed – amounts that can be used only for specific purposes determined by a formal action of the members of the Parish Council. Commitments may be established, modified, or rescinded only through ordinances approved by the members of the Parish Council.
- d. Assigned – amounts that do not meet the criteria to be classified as either restricted or committed but that are intended to be used for specific purposes. Amounts may be assigned by a majority vote of the Parish Council or by the Chief Financial Officer under the authorization of the Parish President. Intent can be expressed by the governing body or by an official or body to which the governing body delegates the authority. The Parish reports fund balance in General Fund, special revenue and capital project funds that are not restricted or committed, and are held for purposes of the reporting fund as assigned. Assignment of fund balance conveys that the amounts are intended for a specific purpose narrower than that of the general purposes of the Parish itself.
- e. Unassigned – all other spendable amounts.

For the classification of governmental fund balances, the Parish considers an expenditure to be made from the most restrictive first when more than one classification is available. Committed, assigned, or unassigned amounts are considered to have been spent when an expenditure is incurred for purposes for which amount in any of those unrestricted fund balance classifications could be used. The Parish's fund balance was classified as restricted, committed, assigned and unassigned as of December 31, 2021.

Assigned for subsequent year's expenditures are amounts in next year's budget that represents deficiencies of revenues over expenditures. Other assignments are made for specific indicated purposes included in the title and require a council appropriation in subsequent years.

Accounting Estimates

The preparation of financial statements in conformity with accounting principles generally accepted in the United States of America requires management to make certain estimates and assumptions. Those estimates affect the reported amounts of assets and liabilities and disclosure of assets and liabilities at the date of the financial statements. They may also affect the reported amounts of revenues and expenses of proprietary funds and the government-wide financial statements during the reporting period. Actual results could differ from these estimates.

E. New GASB Statements

During the year ending December 31, 2021, the Parish implemented the following GASB Statements:

Statement No. 98, "The Annual Comprehensive Financial Report" establishes the term annual comprehensive financial report and its acronym ACFR. That new term and acronym replace instances of comprehensive annual financial report and its acronym in generally accepted accounting principles for state and local governments. This Statement was developed in response to concerns raised by stakeholders that the common pronunciation of the acronym sounds like a profoundly objectionable racial slur. The requirements of this Statement are effective for fiscal years ending after December 15, 2021. This Statement changed the title of the financial report.

The GASB has issued the following Statements which will become effective in future years as shown below:

Statement No. 87, "Leases" increases the usefulness of governments' financial statements by requiring recognition of certain lease assets and liabilities for leases that previously were classified as operating leases and recognized as inflows of resources or outflows of resources based on the payment provisions of the contract. It establishes a single model for lease accounting based on the foundational principle that

Note 1 - SUMMARY OF SIGNIFICANT ACCOUNTING POLICIES (Continued)

E. New GASB Statements (continued)

leases are financings of the right to use an underlying asset. Under this Statement, a lessee is required to recognize a lease liability and an intangible right-to-use lease asset, and a lessor is required to recognize a lease receivable and a deferred inflow of resources, thereby enhancing the relevance and consistency of information about governments' leasing activities. The requirements of this Statement are effective for reporting periods beginning after June 15, 2021. Earlier application is encouraged. Management has not yet determined the effect of this Statement on the financial statements.

Statement No. 91, "Conduit Debt Obligations" provides a single method of reporting conduit debt obligations by issuers and eliminate diversity in practice associated with (1) commitments extended by issuers, (2) arrangements associated with conduit debt obligations, and (3) related noted disclosures. This Statement achieves those objectives by clarifying the existing definition of a conduit debt obligation; establishing that a conduit debt obligation is not a liability of the issuer; establishing standards for accounting and financial reporting of additional commitments and voluntary commitments extended by issuers and arrangements associated with conduit debt obligations; and improving required note disclosures. The requirements of this Statement are effective for reporting periods beginning after December 15, 2021. Management has not yet determined the effect of this Statement on the financial statements.

Statement No. 92, "Omnibus 2020" establishes accounting and financial reporting requirements for specific issues related to leases, intra-entity transfers of assets, postemployment benefits, government acquisitions, risk financing and insurance related activities of public entity risk pools, fair value measurements, and derivative instruments. The requirements of this Statement apply to all financial statements of all state and local governments at dates varying from upon issuance to fiscal periods beginning after June 15, 2021. Management has not yet determined the effect of this Statement on the financial statements.

Statement No. 93, "Replacement of Interbank Offered Rates" some governments have entered into agreements in which variable payments made or received depend on an interbank offered rate (IBOR) most notably, the London Interbank Offered Rate (LIBOR). As a result of global reference rate reform, LIBOR is expected to cease to exist in its current form at the end of 2021, prompting governments to amend or replace financial instruments for the purpose of replacing LIBOR with other reference rates. The Statement will preserve the consistency and comparability of reporting hedging derivative instruments and leases after governments amend or replace agreements to replace an IBOR. The requirements of this Statement are effective for reporting periods beginning after June 15, 2021. Management has not yet determined the effect of this Statement on the financial statements.

Statement No. 94, "Public-Private and Public-Public Partnerships and Availability Payment Arrangements" improves financial reporting by addressing issues related to public-private and public-public partnership arrangements (PPPs). As used in this Statement, a PPP is an arrangement in which a government (the transferor) contracts with an operator (a governmental or nongovernmental entity) to provide public services by conveying control of the right to operate or use a nonfinancial asset, such as infrastructure or other capital asset (the underlying PPP asset), for a period of time in an exchange or exchange-like transaction. Some PPPs meet the definition of a service concession arrangement (SCA), which the Board defines in this Statement as a PPP in which (1) the operator collects and is compensated by fees from third parties; (2) the transferor determines or has the ability to modify or approve which services the operator is required to provide, to whom the operator is required to provide the services, and the prices or rates that can be charged for the services; and (3) the transferor is entitled to significant residual interest in the service utility of the underlying PPP asset at the end of the arrangement. This Statement also provides guidance for accounting and financial reporting for availability payment arrangements (APAs). As defined in this Statement, an APA is an arrangement in which a government compensates an operator for services that may include designing, constructing, financing, maintaining, or operating an underlying nonfinancial asset for a period of time in an exchange or exchange-like

Note 1 - SUMMARY OF SIGNIFICANT ACCOUNTING POLICIES (Continued)

E. New GASB Statements (continued)

transaction. The requirements of this Statement are effective for reporting periods beginning after June 15, 2022. Management has yet to determine the effect of the Statement on the financial statements.

Statement No. 96, "Subscription-based Information Technology Arrangements" provides guidance on the accounting and financial reporting for subscription based information technology arrangements (SBITAs) for government end users (governments). This statement (1) defines SBITA; (2) established a SBITA results in a right-to-use subscription asset - and a corresponding subscription liability; (3) provides the capitalization criteria for outlays other than subscription payments, including implementation costs of SBITA; and (4) requires note disclosure regarding a SBITA. The requirements of the Statement are effective for the years beginning after June 15, 2022. Management has yet to determine the effect of this Statement on the financial statements.

Statement No. 97 "Certain Component Unit Criteria, and Accounting and Financial Reporting for Internal Revenue Code Section 457 Deferred Compensation Plans - an Amendment of GASB Statements No. 14 and No. 84, and a Supersession of GASB Statement No. 32" provides objectives to (1) increase consistency and comparability related to the reporting of fiduciary component units in circumstances in which a potential component unit does not have a governing board and the primary government performs the duties that a governing board typically would perform; (2) mitigate costs associated with the reporting of certain defined contribution pension plans, defined contribution other postemployment benefits (OPEB) plans, and employee benefit plans other than pension plans or OPEB plans (other employee benefit plans) as fiduciary component units in fiduciary fund financial statements; and (3) enhance the relevance, consistency, and comparability of the accounting and financial reporting for Internal Revenue Code (IRC) section 457 deferred compensation plans (Section 457 plans) that meet the definition of a pension plan and for benefits provided through those plans. The requirements of this Statement are effective for the years beginning after June 15, 2021. Management has yet to determine the effect of the Statement on the financial statements.

Statement No. 99 "Omnibus 2022" provides objectives to enhance comparability in accounting and financial reporting and to improve the consistency of authoritative literature by addressing practice issues that have been identified during implementation and application of certain GASB Statements and accounting and financial report for financial guarantees. The requirements of this Statement apply to all financial statements at dates varying from upon issuance to fiscal periods beginning after June 15, 2023. Management has yet to determine the effect of the Statement on the financial statements.

F. Restatement of Net Position

Net position for some discrete component units were restated at December 31, 2020. The net position for Terrebonne Parish Fire District No. 7 and Bayou Cane Fire District were restated to reflect prior-period adjustments correcting accounting errors.

	December 31, 2020 as previously reported	Adjustment	December 31, 2020 Restated
Component Units:			
Terrebonne Parish Fire District No. 7	\$ 1,401,762	\$ (70,643)	\$ 1,331,119
Bayou Cane Fire District	2,069,048	158,768	2,227,816
All other component units	1,045,446,187		1,045,446,187
Total	<u>\$ 1,048,916,997</u>	<u>\$ 88,125</u>	<u>\$ 1,049,005,122</u>

Note 2 - STEWARDSHIP, COMPLIANCE AND ACCOUNTABILITY

A. Budgetary Information

Annual budgets are adopted on a basis consistent with accounting principles generally accepted in the United States of America for all government funds except the Capital Projects Fund and Debt Service Fund. The Capital Projects Fund presents project as opposed to annual budget amounts and are therefore not reported in the accompanying financial statements. The Council, who approves each project budget, maintains effective control of costs. The Debt Service Fund does not employ formal budgetary accounting because effective control is alternatively achieved through the indenture provisions of the bonds and certificates.

Encumbrance accounting is not employed in the governmental funds.

The Parish adheres to the following procedures in establishing the budgetary data reflected in the financial statements:

- (1) Prior to October 1, the Parish President submits to the Council a proposed operating budget for the year commencing the following January 1. The operating budget includes proposed expenditures and the means of financing them. Through an executive order dated September 23, 2021, the 2022 budget was submitted to the Council at least sixty (60) days before the beginning of the 2022 fiscal year.
- (2) The Council conducts public hearings to obtain taxpayer comments.
- (3) All actions necessary to adopt and otherwise finalize and implement the budget for an ensuing year are taken prior to the last regular meeting of the year in progress. The budget is legally enacted through passage of an ordinance.
- (4) Appropriations at year-end normally lapse, except for those projects of a continuing nature which remain open until the projects are completed or abandoned and are shown on the Governmental Fund Balance Sheet as Fund Balance – Committed for Capital Projects.
- (5) The level of budgetary control is at the fund, department or project level and any amendment involving the transfer of monies from one fund, department or project to another or any amendment for amounts exceeding any current expenditure amount budgeted must be approved by the Council. Any transfers of unencumbered appropriations within departments are allowed to be controlled by the Parish President.
- (6) The budget was amended various times during the year.

B. Deficit Fund Balance and Net Position of Individual Funds

No deficit fund balances/net positions are presented.

C. Expenditures/Expenses Exceeding Appropriations

Individual funds with actual expenditures exceeding appropriations included General Fund, Public Safety Fund, Road Lighting District No. 8 and Terrebonne ARC Fund. Actual General Fund expenditures exceeded the final budget by more than 5% as a result of the Parish being unable to determine Hurricane Ida expenditures by the adoption date of the final budget.

Note 3 - PROPERTY TAXES

Property taxes are levied each November 1 on the assessed value listed as of the prior January 1 for all real property, merchandise and movable property located in the Parish. Assessed values are established by the Terrebonne Parish Assessor's Office and the State Tax Commission at percentages of actual value as specified by Louisiana law. A reevaluation of all property is required to be completed no less than every four years. The last reevaluation for the list was completed January 1, 2020. Taxes are due and payable December 31 with interest being charged on payments after January 1. Taxes can be paid through the tax sale date, which is the last Wednesday in June. The lien date is June 30, 2022 for 2021 property taxes.

Note 3 - PROPERTY TAXES (Continued)

Properties for which the taxes have not been paid are sold for the amount of the taxes. The assessed values, upon which the 2021 levy was based, are as follows:

<u>Location</u>	Assessed Value	
	Total Value	Homestead Exemption
City of Houma	\$ 259,852,677	\$ 54,432,910
All other property for local purposes	920,555,866	126,470,950
Totals	\$1,180,408,543	\$ 180,903,860

The 1974 Louisiana Constitution (Article 7 Section 18) provided that land and improvements for residential purposes be assessed at 10% of fair market value; other property and electric cooperative properties, excluding land, are to be assessed at 15%; and public service properties, excluding land, are to be assessed at 25% of fair market value. Fair market value is determined by the elected Assessor of the Parish on all property subject to taxation except public service properties, which are valued by the Louisiana Tax Commission (LRS 47:1957). The correctness of assessments by the Assessor is subject to the review and certification by the Louisiana Tax Commission.

The Parish and its component units have levied property taxes for payment of principal and interest on long-term debt and for special purposes. The various tax rates for the year ended December 31, 2021 are as follows:

<u>Description</u>	<u>Tax Rate Per \$1,000</u>
Citywide:	
Maintenance	\$ 17.85
Parishwide:	
Debt Service	1.25
Maintenance	38.05
Districts:	
Debt Service	Range 1.50 to 6.35
Maintenance	Range .25 to 23.00

The maximum millage currently levied in any one District is 104.82 per \$1,000 of assessed valuation on property. This maximum includes 9.27 mills for the Terrebonne Parish School Board, 7.58 mills for the Special Law Enforcement District, 4.89 mills for the Terrebonne Levee and Conservation District, 7.50 mills for the Council on Aging, .50 for the Terrebonne Parish Memorial Veterans District, and Bayou Lafourche Freshwater District, 2.08 mills. As indicated in Note 1C, property taxes are recorded as revenue by the Parish in the year the taxes finance budgeted expenditures. Property taxes, which are paid under protest, are recorded as revenue in the year the taxes are collected.

Note 4 -DEPOSITS AND INVESTMENTS

Primary Government

The Parish maintains a cash and investment pool that is available for use by all funds. Each fund's portion of this pool is included on the governmental funds balance sheet, statement of net position of proprietary funds and statement of fiduciary net position in "cash and cash equivalents" and "investments".

Note 4 -DEPOSITS AND INVESTMENTS (Continued)

Primary Government (continued)

Bank Deposits:

State Law requires deposits (cash and certificates of deposit) of all political subdivisions to be fully collateralized at all times. Acceptable collateralization includes FDIC insurance and securities purchased and pledged to the political subdivision. Obligations of the United States, the State of Louisiana and certain political subdivisions are allowed as security for deposits. Obligations furnished, as security must be held by the political subdivision, or with an unaffiliated bank or a trust company for the account of the political subdivision.

The year-end balances of deposits are as follows:

	Bank Balances	Reported Amount
Cash	\$ 61,252,920	\$ 65,780,989
Certificates of deposit	9,441,376	9,441,376
Totals	\$ 70,694,296	\$ 75,222,365

Custodial credit risk is the risk that in the event of a bank failure, the Parish’s deposits may not be returned to it. The Parish does not have written deposit policy for custodial credit risk beyond the requirements of state statute. As of December 31, 2021, \$67,339,164 of the Parish’s bank balance of \$70,694,164 was exposed to custodial credit risk. These deposits were uninsured and collateralized with securities held by the pledging financial institution’s trust department or agent and by state statute are deemed to be held in the Parish’s name.

At December 31, 2021, cash and certificates of deposit in excess of the FDIC insurance were collateralized by securities held by unaffiliated banks for the account of the depositors. The Governmental Accounting Standards Board (GASB), which promulgates the standards for accounting and financial reporting for state and local governments, considers these securities subject to custodial credit risk. Even though the deposits are considered subject to custodial credit risk under the provisions of GASB Statement No. 40, Louisiana Revised Statute 39:1229 imposes a statutory requirement on the custodial bank to advertise and sell the pledged securities within 10 days of being notified by the depositor that the fiscal agent has failed to pay deposited funds upon demand.

Investments:

State statutes authorize the Parish to invest in obligations of the U.S. Treasury, agencies, and instrumentalities; guaranteed investment contracts and investment grade (A-1/P-1) commercial paper of domestic corporations; repurchase agreements; and the Louisiana Asset Management Pool (LAMP).

Note 4 -DEPOSITS AND INVESTMENTS (Continued)

Primary Government (continued)

As of December 31, 2021, the Parish had the following investments and maturities:

<u>Investment Type</u>	<u>Fair Value</u>	<u>Investment Maturities (in Years)</u>		
		<u>Less Than 1</u>	<u>1-5</u>	<u>5 or more</u>
Federal Farm Credit Bank Notes	\$ 16,342,259	\$ 1,014,289	\$ 7,979,700	\$ 7,348,270
Federal National Mortgage Association (FNMA) Notes	\$ 3,843,485		2,427,890	\$ 1,415,595
Federal Home Loan Mortgage Corporation (FHLMC) Notes	3,633,480	1,104,917	2,528,563	
Federal Home Loan Bank Notes	15,178,019	1,012,040	7,925,285	6,240,694
Louisiana Asset Management Pool (LAMP)	28,114,248	28,114,248		
Totals	<u>\$ 67,111,491</u>	<u>\$ 31,245,494</u>	<u>\$ 20,861,438</u>	<u>\$ 15,004,559</u>

Because LAMP as of December 31, 2021, had a weighted average maturity of 60 days, it was presented as an investment with a maturity of less than three months.

As described in Note 1 D) the Parish values its investments at fair value and categorizes its fair value measurements within the fair value hierarchy established by generally accepted principles. The hierarchy is based on the valuation inputs used to measure the fair value of the assets. Level 1 inputs are quoted prices in active markets for identical assets. Level 2 inputs are significant other observable inputs. Level 3 inputs are significant unobservable inputs.

The Parish has the following recurring fair value measurements as of December 31, 2021:

Obligations of the U.S. Treasury, agencies and instrumentalities are valued using quoted market prices (Level 1 input).

LAMP is a local government 2a7-like pool and permitted to be carried at amortized cost and therefore, is not subject to fair value measurements.

As a means of limiting its exposure to fair value losses arising from interest rates, the Parish's investment policy emphasizes maintaining liquidity to match specific cash flows.

Credit risk is defined as the risk that an issuer or other counterparty to an investment will not fulfill its obligations. The Parish's investment policy requires the application of the prudent-investor rule. The policy states, *Investments shall be made with judgment and care, under circumstances then prevailing, which persons of prudence, discretion and intelligence exercise in the management of their own affairs, not for speculation, but for investment, considering the probable safety of their capital as well as the probable income to be derived...* The Parish's investment policy limits investments to those allowed under state law, as described on the previous page. All of the Parish's investments were rated AAA by Standard & Poor's, except LAMP which has a rating of AAAm. For an investment, custodial credit risk is the risk that, in the event of the failure of the counterparty, the Parish will not be able to recover the value of its investments or collateral securities that are in the possession of an outside party. The Parish does not have a written investment policy for custodial credit risk beyond the investment requirements of state statute, as described on the previous page. Investments in external investment pools are not exposed to custodial credit risk because of their natural diversification and the diversification required by the Securities and Exchange Commission.

Note 4 -DEPOSITS AND INVESTMENTS (Continued)

Primary Government (continued)

LAMP, a local government investment pool, is administered by LAMP, Inc., a non-profit corporation organized under the laws of the State of Louisiana, which was formed by an initiative of the State Treasurer in 1993. While LAMP is not required to be a registered investment company under the Investment Company Act of 1940, its investment policies are similar to those established by Rule 2a7, which governs registered money market funds. The primary objective of LAMP is to provide a safe environment for the placement of public funds in short-term, high quality investments. The LAMP portfolio includes only securities and other obligations in which local governments in Louisiana are authorized to invest.

Accordingly, LAMP investments are restricted to securities issued, guaranteed or backed by the U.S. Treasury, the U.S. Government or one of its agencies, enterprises or instrumentalities, as well as repurchase agreements collateralized by those securities. The dollar weighted average portfolio maturity of LAMP assets is restricted to not more than 90 days, and consists of no securities with a maturity in excess of 397 days. The fair value of investments is determined on a weekly basis to monitor any variances between amortized cost and fair value. For purposes of determining participants' shares, investments are valued at amortized cost. The fair value of participant's position is the same as the value of the pool shares.

LAMP is designed to be highly liquid to give its participants immediate access to their account balances. Investments in LAMP at December 31, 2021 amounted to \$28,114,248 and are classified on the statement of net position as "Cash and Cash Equivalents".

In accordance with GASB Statement No. 31, the Parish recognized the net increase (decrease) in the fair value of investments for the year ended December 31, 2021. The increase (decrease) in the fair value of investments takes into account all changes in fair value (including purchases and sales). For the year ended December 31, 2021, the Parish recognized a decrease in the fair value of investments totaling \$933,112; \$658,345 in governmental activities and \$274,767 in business activities.

A reconciliation of deposits and investments as shown on the statement of net position for the Primary Government is on the following page:

Cash on hand	\$	19,319
Reported amount of deposits		75,222,365
Reported amount of investments		<u>67,111,491</u>
Totals	\$	<u><u>142,353,175</u></u>
Cash and cash equivalents	\$	90,705,066
Cash and cash equivalents-restricted		1,504,325
Investments		46,551,812
Investments-restricted		986,810
Fiduciary funds:		
Custodial fund cash and cash equivalents (not included in government-wide statement)		757,256
Pension trust fund cash and cash equivalents (not included in government-wide statement)		212,142
Pension trust fund investments (not included in government-wide statement)		<u>1,635,764</u>
Totals	\$	<u><u>142,353,175</u></u>

Note 4 -DEPOSITS AND INVESTMENTS (Continued)

Component Units

The year-end balances of deposits are as follows:

	Bank Balances	Reported Amount
Deposits	\$210,635,505	\$207,605,708

As of December 31, 2021, \$113,172,286 of the component units' bank balance of \$210,635,505 was exposed to custodial credit risk.

At year end the component units had the following investments and maturities:

Investment Type	Fair Value	Investment Maturities (in Years)			
		Less Than 1	1-5	6-10	More Than 10
U. S. Treasuries	\$ 37,980,744	\$ 1,393,187	\$ 21,483,584	\$ 15,103,973	
Government National Mortgage Association (GNMA) Notes	9,783,000		413,000	9,370,000	
Federal National Mortgage Association (FNMA) Notes	41,462,218	360,190	6,996,178	34,105,850	
Federal Home Loan Mortgage Corporation (FHLMC) Notes	19,080,334	567,000	2,660,000	15,853,334	
Small Business Administration	18,119,000	45,000	2,840,000	15,234,000	
Other U.S. Government Securities	55,224,000	5,157,000	25,842,000	24,225,000	
Louisiana Asset Management Pool (LAMP)	48,083,035	48,083,035			
Totals	\$ 229,732,331	\$ 55,605,412	\$ 60,234,762	\$ 113,892,157	

In accordance with GASB Statement No. 31, the Parish and component units recognized the net increase (decrease) in the fair value of investments for the year ended December 31, 2021. The increase (decrease) in the fair value of investments takes into account all changes in fair value (including purchases and sales) and for the year December 31, 2021 is considered immaterial for reporting purposes.

A reconciliation of deposits and investments as shown on the statement of net position for the component units is as follows:

Cash on hand	\$ 8,400
Reported amount of deposits	207,605,708
Reported amount of investments	229,732,331
Totals	\$ 437,346,439
Cash and cash equivalents	\$ 233,679,812
Cash and cash equivalents-restricted	10,970,201
Investments	192,473,719
Fiduciary fund cash and cash equivalents (not included in government-wide statement)	222,707
	\$ 437,346,439

Note 5 - RECEIVABLES

Receivables and the applicable allowances for uncollectibles at December 31, 2021 are as follows:

	Amount	Allowance for Uncollectibles	Net Receivables	Collectible After One Year
<u>Governmental Activities:</u>				
General Fund:				
Taxes	\$ 2,454,717		\$ 2,454,717	
Accounts	5,033,611	\$ 1,999,473	3,034,138	\$ 13,094
Other	117		117	
Public Safety Fund:				
Taxes	3,812,251		3,812,251	
Accounts	17,436	10,209	7,227	
Grant Fund:				
Accounts	105,280		105,280	
Economic Loans	11,693,215		11,693,215	11,610,623
Road and Bridge Maintenance Fund:				
Accounts	234		234	
Drainage Maintenance Fund:				
Taxes	6,471,849		6,471,849	
Accounts	8,311		8,311	
Capital Projects Fund:				
Accounts	49,883		49,883	
Internal Service Funds:				
Other	273,913		273,913	
Non-Major Funds:				
Taxes	19,144,229		19,144,229	
Accounts	19,079		19,079	
Other	62,855		62,855	
Total governmental funds	49,146,980	2,009,682	47,137,298	11,623,717
Accrued investment earnings	85,339		85,339	
Total governmental activities	<u>\$ 49,232,319</u>	<u>\$ 2,009,682</u>	<u>\$ 47,222,637</u>	<u>\$ 11,623,717</u>
<u>Business-type Activities:</u>				
Utilities Fund:				
Accounts	\$ 10,327,930	\$ 5,840,702	\$ 4,487,228	
Other (Includes Restricted)	406,375		406,375	
Sewerage Fund:				
Accounts	1,587,442	852,785	734,657	
Other (Includes Restricted)	399,923	373,065	26,858	
Sanitation Maintenance Fund:				
Accounts	957,218	675,355	281,863	
Taxes	9,025,050		9,025,050	
Other	646,161		646,161	
Civic Center Fund:				
Other	42,701		42,701	
Total business-type activities	<u>\$ 23,392,800</u>	<u>\$ 7,741,907</u>	<u>\$ 15,650,893</u>	

Accounts receivable in the business-type activities include amounts for unbilled services as of December 31, 2021 of \$2,694,524.

For purposes of collecting past due receivables, the Parish has elected to retain the reserved balances on it's open accounts file.

Note 6 -DUE TO AND FROM OTHER GOVERNMENTAL UNITS

Amounts due from other governmental units at December 31, 2021 consisted of the following:

	Federal	State	Sales and Use Tax Dept.	Sheriff	Other	Total
<u>Governmental Activities:</u>						
General Fund	\$ 606,013	\$39,591,417	\$ 1,975,669	\$ 282,327	\$ 349,240	\$42,804,666
Public Safety Fund	48	2,089,071	1,975,669	441,214	5,075	4,511,077
Grant Fund	2,811,241	1,118,683			18,570	3,948,494
Road and Bridge Maintenance Fund	107,341	538,609	1,481,310			2,127,260
Drainage Maintenance Fund	160,427	145,048	1,481,310	730,211		2,516,996
Terrebonne Levee & Conservation District Fund			1,481,310			1,481,310
Capital Projects Fund	2,673,810	3,102,045				5,775,855
Internal Service Funds		75,096			145,937	221,033
Non-Major Funds		740,294	1,481,310	2,169,635	813,523	5,204,762
Total governmental activities	<u>\$ 6,358,880</u>	<u>\$47,400,263</u>	<u>\$ 9,876,578</u>	<u>\$ 3,623,387</u>	<u>\$ 1,332,345</u>	<u>\$68,591,453</u>
<u>Business-type Activities:</u>						
Utilities Fund		\$ 357,564			\$ 8,890	\$ 366,454
Sewerage Fund		149,594			5,610	155,204
Sanitation Fund	\$ 755	929,631		\$ 1,017,967	1,255	1,949,608
Civic Center		865			91,620	92,485
Total business-type activities	<u>\$ 755</u>	<u>\$ 1,437,654</u>		<u>\$ 1,017,967</u>	<u>\$ 107,375</u>	<u>\$ 2,563,751</u>

Amounts due to other governmental units at December 31, 2021 consisted of the following:

	Federal	State	Other	Total
<u>Governmental Activities:</u>				
General Fund		\$ 99,944	\$ 10,393,661	\$10,493,605
Public Safety Fund		303,485	6,637	310,122
Grant Fund	\$ 23	21,256	182,267	203,546
Road and Bridge Maintenance Fund		20,578	2,437	23,015
Drainage Maintenance Fund		30,396	1,370	31,766
Capital Projects Fund			1,554	1,554
Internal Service Funds		51,940	31,594	83,534
Non-Major Funds		67,065	48,310	115,375
Total governmental activities	<u>\$ 23</u>	<u>\$ 594,664</u>	<u>\$ 10,667,830</u>	<u>\$11,262,517</u>
<u>Business-type Activities:</u>				
Utilities Fund		\$ 23,473	\$ 35,588	\$ 59,061
Sewerage Fund		18,868	3,156	22,024
Sanitation Maintenance Fund		17,077	4,108	21,185
Civic Center		8,676	1,625	10,301
Total business-type activities		<u>\$ 68,094</u>	<u>\$ 44,477</u>	<u>\$ 112,571</u>

Note 6 -DUE TO AND FROM OTHER GOVERNMENTAL UNITS (Continued)

Receivable and payable balances at December 31, 2021 between the primary government and component units were as follows:

	Receivable	Payable
Primary Government:		
Internal Service Funds		\$ 3,462
Totals		\$ 3,462
Component Units:		
Terrebonne Parish Library	\$ 3,462	
Totals	\$ 3,462	

Note 7 -RESTRICTED ASSETS

Primary Government

Restricted assets in the Grant Fund consist of \$40,237 for Section 8 Vouchers.

The various bond indentures contain significant limitations and restrictions on annual debt service requirements, maintenance of and flow of monies through various restricted accounts, minimum amounts to be maintained in various sinking funds, and minimum revenue bond coverages. The Parish is in compliance with all such significant limitations and restrictions. A summary of Enterprise Fund restricted assets at December 31, 2021 is as follows:

	Utilities Fund	Sewerage Fund
Bond sinking accounts		\$ 3,327
Bond reserve accounts		986,810
Customer deposits	\$ 1,464,088	
Total	\$ 1,464,088	\$ 990,137

Component Units

Restricted assets for Consolidated Waterworks District No. 1 consists of \$10,956,059 representing specific assets that are required to be segregated as to use pursuant to restrictions arising from customer meter deposits and various bond indenture agreements. Also, the Bayou Cane Fire Protection District had restricted assets held for protest taxes.

Note 8 - CHANGES IN CAPITAL ASSETS

Primary government capital asset activity for the year ended December 31, 2021 was as follows:

	Balance January 1, 2021	Additions	Adjustments and Deletions	Balance December 31, 2021
<u>Governmental Activities:</u>				
Capital assets not being depreciated:				
Land	\$ 6,608,567	\$ 430,000	\$ (1)	\$ 7,038,566
Construction in progress	99,456,468	19,600,175	(30,755,018)	88,301,625
Total capital assets not being depreciated	106,065,035	20,030,175	(30,755,019)	95,340,191
Capital assets being depreciated:				
Buildings	88,816,685	1,186,918	(6,638)	89,996,965
Equipment	64,285,250	4,006,344	(2,411,313)	65,880,281
Infrastructure	427,989,115	33,171,920		461,161,035
Total capital assets being depreciated	581,091,050	38,365,182	(2,417,951)	617,038,281
Less accumulated depreciation for:				
Buildings	(33,192,665)	(2,296,580)	5,286	(35,483,959)
Equipment	(50,009,010)	(2,390,146)	2,400,824	(49,998,332)
Infrastructure	(133,292,193)	(13,407,628)		(146,699,821)
Total accumulated depreciation	(216,493,868)	(18,094,354)	2,406,110	(232,182,112)
Total capital assets being depreciated, net	364,597,182	20,270,828	(11,841)	384,856,169
Total governmental activities capital assets, net	<u>\$ 470,662,217</u>	<u>\$ 40,301,003</u>	<u>\$ (30,766,860)</u>	<u>\$ 480,196,360</u>
<u>Business-Type Activities:</u>				
Capital assets not being depreciated:				
Land	\$ 3,722,291	\$ 173,500		\$ 3,895,791
Construction in progress	16,572,807	2,726,554	\$ (3,492,553)	15,806,808
Total capital assets not being depreciated	20,295,098	2,900,054	(3,492,553)	19,702,599
Capital assets being depreciated:				
Electric system and buildings	120,186,182	2,496,350		122,682,532
Gas distributions system and buildings	35,135,943	2,046,796		37,182,739
Sewer system and buildings	161,491,542	1,605,723		163,097,265
Sanitation and buildings	11,393,671	656,212		12,049,883
Civic Center buildings and equipment	19,357,343	35,420		19,392,763
Machinery and equipment	11,293,477	536,871	905,776	12,736,124
Total capital assets being depreciated	358,858,158	7,377,372	905,776	367,141,306
Less accumulated depreciation for:				
Electric system and buildings	(86,138,099)	(2,754,950)		(88,893,049)
Gas distributions system and buildings	(22,413,652)	(1,213,289)		(23,626,941)
Sewer system and buildings	(79,468,913)	(3,828,394)		(83,297,307)
Sanitation	(2,923,289)	(310,952)		(3,234,241)
Civic Center buildings and equipment	(11,423,006)	(485,708)		(11,908,714)
Machinery and equipment	(7,925,777)	(460,315)	(899,163)	(9,285,255)
Total accumulated depreciation	(210,292,736)	(9,053,608)	(899,163)	(220,245,507)
Total capital assets being depreciated, net	148,565,422	(1,676,236)	6,613	146,895,799
Total business-type activities capital assets, net	<u>\$ 168,860,520</u>	<u>\$ 1,223,818</u>	<u>\$ (3,485,940)</u>	<u>\$ 166,598,398</u>

Note 8 - CHANGES IN CAPITAL ASSETS (Continued)

The primary adjustment for the governmental activities for the year ended December 31, 2021 can be explained as: \$30,729,609 for the completion and capitalization of construction in progress in the land, equipment and infrastructure categories. The costs of deletions of assets used in governmental activities were \$2,417,952 which was primarily vehicles, computers, and equipment.

Depreciation expense was charged to functions of the primary government as follows:

<u>Governmental Activities:</u>	
General government	\$ 1,687,142
Public safety	1,359,833
Streets and drainage	14,362,987
Health and welfare	45,051
Culture and recreation	442,934
Conservation and development	751
Capital assets held by internal service funds are charged to the various functions based on their usage of the assets	195,656
Total depreciation expense - governmental activities	\$ 18,094,354

Construction commitments

The Parish has active construction projects as of December 31, 2021. The governmental activities projects include street widening and construction, projects for construction of pump stations and locks, levee elevation and forced drainage systems. Business activities projects include replacements and improvements to sewerage lines. The government's commitments with contractors as of December 31, 2021 are as follows:

<u>Project</u>	<u>Spent-to-Date</u>	<u>Remaining Commitment</u>
Governmental activities-public purpose portion		
Drainage construction	\$ 27,212,647	\$ 12,528,635
Street construction	13,581,215	74,216
Building and other facilities construction	1,098,424	1,594,301
Total governmental activities	41,892,286	14,197,152
Business-type activities		
Sewerage construction and betterments	256,639	803,331
Totals	\$ 42,148,925	\$ 15,000,483

Note 8 - CHANGES IN CAPITAL ASSETS (Continued)

Component unit capital asset activity for the year ended December 31, 2021 was as follows:

	Balance January 1, 2021	Additions	Adjustments and Deletions	Balance December 31, 2021
Capital assets not being depreciated:				
Land	\$ 35,693,062	\$ 697,929	\$ (8,423,000)	\$ 27,967,991
Construction in progress	16,872,311	6,585,472	(9,506,642)	13,951,141
Total capital assets not being depreciated	<u>52,565,373</u>	<u>7,283,401</u>	<u>(17,929,642)</u>	<u>41,919,132</u>
Capital assets being depreciated:				
Intangible Assets	10,500			10,500
Buildings	327,715,101	12,768,234	(4,357,642)	336,125,693
Improvements other than buildings	53,086,572	762,245	7,638,719	61,487,536
Water Plant & Distribution	169,978,322	2,449,489	(230,000)	172,197,811
Hurricane and flood protection system infrastructure	713,781,871	30,992,117		744,773,988
Equipment	302,169,099	17,044,934	(16,489,258)	302,724,775
Total capital assets being depreciated	<u>1,566,741,465</u>	<u>64,017,019</u>	<u>(13,438,181)</u>	<u>1,617,320,303</u>
Less accumulated depreciation for:				
Intangible Assets	(10,500)			(10,500)
Buildings	(169,716,085)	(10,345,297)	2,970,287	(177,091,095)
Improvements other than buildings	(30,551,636)	(2,046,866)	403,268	(32,195,234)
Water Plant & Distribution	(77,117,668)	(3,376,226)	230,000	(80,263,894)
Hurricane and flood protection system infrastructure	(138,171,703)	(18,662,785)		(156,834,488)
Equipment	(242,058,445)	(14,139,391)	16,171,061	(240,026,775)
Total accumulated depreciation	<u>(657,626,037)</u>	<u>(48,570,565)</u>	<u>19,774,616</u>	<u>(686,421,986)</u>
Total capital assets being depreciated, net	<u>909,115,428</u>	<u>15,446,454</u>	<u>6,336,435</u>	<u>930,898,317</u>
Total capital assets, net	<u>\$ 961,680,801</u>	<u>\$ 22,729,855</u>	<u>\$(11,593,207)</u>	<u>\$ 972,817,449</u>

Note 9 - ACCOUNTS PAYABLE AND OTHER CURRENT LIABILITIES

Accounts payable and other current liabilities at December 31, 2021 consisted of the following:

	Vendors	Salaries & Benefits	Protest Taxes	Claims and Judgements	Other	Total Accounts Payable and Accrued Expenditures	Liability for Work on Completed Contracts	Total Accounts Payable and Other Current Liabilities
Governmental activities:								
General Fund	\$32,820,689	\$ 202,041	\$ 42,928		\$ 128,255	\$33,193,913	\$ 595,755	\$ 33,789,668
Public Safety Fund	394,928	214,308			128	609,364		609,364
Grant Fund	1,679,212	32,339				1,711,551	69,452	1,781,003
Road and Bridge Maintenance Fund	438,822	25,150				463,972		463,972
Drainage Maintenance Fund	1,077,509	44,639				1,122,148		1,122,148
Capital Projects Fund	2,752,887					2,752,887	1,394,947	4,147,834
Internal Service Fund	767,985	57,669		\$16,266,891	5,250	17,097,795		17,097,795
Non major funds	570,073	106,771			824	677,668	26,892	704,560
	<u>40,502,105</u>	<u>682,917</u>	<u>42,928</u>	<u>16,266,891</u>	<u>134,457</u>	<u>57,629,298</u>	<u>2,087,046</u>	<u>59,716,344</u>
Liabilities payable from restricted assets					37,913	37,913		37,913
Total governmental activities	<u>\$40,502,105</u>	<u>\$ 682,917</u>	<u>\$ 42,928</u>	<u>\$16,266,891</u>	<u>\$ 172,370</u>	<u>\$57,667,211</u>	<u>\$2,087,046</u>	<u>\$ 59,754,257</u>
Business-type activities:								
Utilities	\$ 2,746,071	\$ 60,115				\$ 2,806,186	\$ 25,315	\$ 2,831,501
Sewerage	160,902	28,801				189,703		189,703
Sanitation	1,060,257	26,539				1,086,796		1,086,796
Civic Center	65,546	13,334			\$ 238,565	317,445		317,445
	<u>4,032,776</u>	<u>128,789</u>			<u>238,565</u>	<u>4,400,130</u>	<u>25,315</u>	<u>4,425,445</u>
Liabilities payable from restricted assets					\$ 1,089,866	1,089,866		1,089,866
Total business-type activities	<u>\$ 4,032,776</u>	<u>\$ 128,789</u>			<u>\$ 1,328,431</u>	<u>\$ 5,489,996</u>	<u>\$ 25,315</u>	<u>\$ 5,515,311</u>

Note 10 - LONG-TERM DEBT

Public Improvement Bonds

The Parish issues public improvement bonds to provide for the acquisition and construction of major capital facilities. Public improvement bonds have been issued for governmental activities and are secured with sales and use taxes levied by the Parish, \$22,648,859 for the year ended December 31, 2021. The largest amount of principal and interest due in any single year for new public improvement bonds shall not exceed 75% of anticipated revenue from the tax securing the bonds.

General Obligation Bonds

The Parish issues general obligation bonds to provide for the acquisition and construction of major capital facilities. General obligation bonds have been issued for governmental activities and are secured by unlimited ad valorem taxation, \$4,336,429 for the year ended December 31, 2021. The total general obligation bond debt shall not exceed 10% of the assessed value of all property within Terrebonne Parish.

Limited Tax Bonds

The Parish issues limited tax bonds to provide for the acquisition and construction of major capital facilities. Limited tax bonds are issued for governmental activities and are secured by a special ad valorem tax of 3.03 mills (1.51 mills in the City of Houma), \$2,773,920 for the year ended December 31, 2021 subject to adjustment from time to time due to reassessment.

Note 10 - LONG-TERM DEBT (Continued)

Limited Tax Bonds (continued)

During 2016, the Parish issued \$8,000,000 of limited tax bonds for the purpose of financing a portion of the acquisition and construction of additions, extensions and improvements to the sewer system. These limited tax bonds are issued for business-type activities and are secured by an ad valorem tax of 9.970 mills, \$11,427,147 for the year ended December 31, 2021, subject to adjustment from time to time due to reassessment. The bond shall bear interest at .45% annually plus a .5% administrative fee, payable in semi-annual installments beginning March 1, 2018 through March 1, 2030. The purchase price of the bond shall be paid in periodic advances from the Louisiana Department of Environmental Quality (DEQ). As of December 31, 2021, DEQ has advanced the Parish \$6,701,990 for construction costs.

Gulf of Mexico Energy Security Act (GOMESA) Bonds

The Parish issued GOMESA Revenue Bonds for the purpose of (i) paying the costs of additions, acquisitions, repairs and/or expansions needed for coastal restoration, protection and for other activities and endeavors permitted under the provisions of GOMESA, (ii) funding a debt service reserve fund, if any, and (iii) paying costs of issuance and other related costs. GOMESA bonds have been issued for governmental activities and are secured and solely paid with GOMESA revenues, \$1,678,920 for the year ended December 31, 2021. Upon deposit of GOMESA revenues collected with the Bond Trustee, the Parish applies GOMESA revenue first to interest then principal. Revenue deposited in excess of scheduled principal and interest is applied to principal, while principal and interest scheduled in excess of deposited revenue are deferred until collected and deposited. During the year ended December 31, 2021, the Parish deposited \$160,000 in excess of scheduled principal payments.

Revenue Bonds

The Parish also issues revenue bonds for the purpose of providing for the acquisition and construction of major capital projects. Revenue bonds have been issued for business-type activities. The Parish has pledged income derived from the acquired or constructed assets, \$7,276,245 for the year ended December 31, 2021, to pay revenue bond debt service. The pledge of the revenue is for the term of the bonds. Principal and interest paid on the bonds during 2021 amounted to \$1,044,770.

Terrebonne Parish Consolidated Government issued \$19,938,400 in Sewer Revenue Bonds, Series 2010, 2013 and 2014 (Build America Bond and Recovery Zone Economic Development) for the purpose of conversion of 6 lift stations to submersible pumps, mitigation of 4 lift stations in the South Treatment Plant service area and renovations of 11 other lift stations throughout the Parish and renovations of 2 treatment plants.

The 2014 bonds were issued for acquiring, constructing and installing improvements, extensions and additions to the wastewater collection, treatment and disposal system of the Parish. The revenue bonds were issued in the form of a single bond which was purchased by the Louisiana Department of Environmental Quality (DEQ).

The bond shall bear interest at the rate of .45% annually plus a .5% administrative fee, payable in semi-annual installments beginning September 2, 2013 and maturing September 1, 2023 except for the 2014 bonds which are principal forgiven bonds. The bond is secured and payable solely from the income and revenues derived or to be derived by the Parish from the operation of its sewer system, \$7,276,245 for the year ended December 31, 2021. The purchase price of the bond shall be paid in periodic advances of principal by DEQ. As of December 31, 2021, DEQ had advanced the Parish, after principal payments, \$9,681,000 on Series 2010. The Series 2013 Sewer Revenue Bonds have been fully drawn for construction costs.

Capital Lease

During the year ended December 31, 2021, the Parish entered into a financing agreement for the acquisition of a new truck for the Houma Fire Department. The finance agreement totaled \$349,635 with \$311,307 and \$38,328 of principal and interest, respectively. The asset acquired through the capital lease has a net book value \$274,247 net accumulated depreciation of \$37,060 as of December 21, 2021. Annual payments will be made starting in fiscal year 2022.

Note 10 - LONG-TERM DEBT (Continued)

The following is a summary of changes in long-term debt of the Parish:

	Payable January 1, 2021	Obligations Retired	New Issues	Payable December 31, 2021	Due Within One Year
<u>Governmental Activities:</u>					
Bonds:					
Public Improvement	\$ 109,452,854	\$ 4,420,000		\$ 105,032,854	\$ 4,255,000
General Obligation	8,655,000	1,110,000		7,545,000	1,175,000
Limited Tax	2,205,000	125,000		2,080,000	130,000
GOMESA Bonds	14,715,000	870,000		13,845,000	1,030,000
Unamortized bond premium					
Public Improvement	5,160,824	360,387		4,800,437	
General Obligation	597,905	163,567		434,338	
Limited Tax	46,725	14,129		32,596	
Capital Leases			\$ 311,307	311,307	40,640
Compensated absences payable	1,638,873	1,088,612	1,274,252	1,824,513	1,140,728
Net pension liability	19,368,031	7,577,476		11,790,555	
Other postemployment benefits	62,071,846	15,429	1,353,070	63,409,487	
Total governmental activities	<u>\$ 223,912,058</u>	<u>\$ 15,744,600</u>	<u>\$ 2,938,629</u>	<u>\$ 211,106,087</u>	<u>\$ 7,771,368</u>
<u>Business-type Activities:</u>					
Revenue bonds	\$ 10,832,798	\$ 943,266		\$ 9,889,532	\$ 950,266
Limited Tax	6,773,987	665,000	\$ 593,003	6,701,990	603,000
Landfill Closure	711,162	71,116		640,046	71,116
Compensated absences payable	522,247	240,357	419,394	701,284	301,342
Other postemployment benefits	8,744,310	39,469	167,988	8,872,829	
Asset retirement obligation	73,465,271			73,465,271	
Total business-type activities	<u>\$ 101,049,775</u>	<u>\$ 1,959,208</u>	<u>\$ 1,180,385</u>	<u>\$ 100,270,952</u>	<u>\$ 1,925,724</u>

Asset retirement obligation, compensated absences, other postemployment benefits, net pension liability and landfill closure are described in Notes 1D, 18, 19 and 20 respectively.

Asset retirement obligations represent liabilities for the removal of the Parish's Houma generating plant, electrical substations, North and South treatment plants and ponds, community treatment plants and holding basins. As of December 31, 2021, the Parish's liabilities for asset retirements are considered long-term.

Internal service funds serve predominantly the governmental funds. Accordingly, long-term liabilities for these funds are included as part of the totals for governmental activities. At year-end \$341,151 and \$4,470,307 of compensated absences payable and other postemployment benefits respectively for internal service funds are included as governmental activities. These obligations typically have been liquidated by the General Fund, Public Safety Fund, Grant Fund, Road and Bridge Maintenance Fund, Drainage Maintenance Fund and all other governmental funds and proprietary funds that incur personal service costs.

Note 10 - LONG-TERM DEBT (Continued)

The annual requirements to amortize authorized bonded debt outstanding including principal and interest and following the full advance of the 2016 Limited Tax Bond, along with Capital Lease at December 31, 2021 are presented below.

Maturity	Public Improvement Bonds		General Obligation Bonds		Limited Tax Bonds	
	Principal	Interest	Principal	Interest	Principal	Interest
2022	\$ 4,255,000	\$ 3,360,588	\$ 1,175,000	\$ 320,075	\$ 733,000	\$ 95,082
2023	4,420,000	3,200,845	1,240,000	259,700	744,000	88,380
2024	4,580,000	3,037,769	1,315,000	195,825	755,000	81,501
2025	4,740,000	2,873,344	1,385,000	128,325	766,000	74,445
2026	4,880,000	2,711,797	1,040,000	67,700	777,000	69,462
2027-2031	27,485,000	10,796,698	1,390,000	30,000	4,551,000	219,585
2032-2036	26,522,187	10,668,091			565,000	15,500
2037-2041	23,770,780	12,485,320				
2042-2043	4,379,887	4,700,414				
Totals	\$ 105,032,854	\$53,834,866	\$ 7,545,000	\$ 1,001,625	\$ 8,891,000	\$ 643,955

Maturity	GOMESA Bonds		Revenue Bonds		Capital Lease	
	Principal	Interest	Principal	Interest	Principal	Interest
2022	\$ 1,030,000	\$ 847,825	\$ 950,266	\$ 93,012	\$ 40,640	\$ 9,308
2023	1,425,000	791,175	956,266	84,454	41,855	8,093
2024	1,515,000	712,800	859,000	75,839	43,106	6,841
2025	1,605,000	629,475	866,000	67,678	44,395	5,553
2026	1,705,000	541,200	873,000	59,451	45,723	4,225
2027-2031	6,565,000	1,164,900	4,470,000	171,522	95,588	4,308
2032-2035			915,000	8,692		
	\$ 13,845,000	\$ 4,687,375	\$ 9,889,532	\$ 560,648	\$ 311,307	\$ 38,328

Note 10 - LONG-TERM DEBT (Continued)

Bonds payable are represented by the following individual issues:

	Authorized and Issued	Range of Annual Installments		Interest Rate (%)		Maturity Date	Outstanding	Principal Due Within One Year	Interest Due Within One Year
Public Improvement Bonds									
2013 Public Improvement Bonds	1,835,000	590,000	635,000	3.00	- 3.00	3-01-2023	1,245,000	610,000	28,200
2015 Public Improv. Refunding Bonds	10,020,000	340,000	1,195,000	2.00	- 5.00	3-01-2028	6,405,000	1,050,000	256,638
2018 Drainage New Money Projects	15,170,000	210,000	1,005,000	2.50	- 4.00	4-01-2043	14,590,000	290,000	533,800
2018 A Morganza Rfd/ New Money	40,425,000	1,690,000	3,590,000	2.72	4.24	4-01-2033	34,425,000	2,260,000	1,327,521
2018 B Morganza Rfd/ New Money	15,312,854	1,228,973	1,880,502	4.08	4.34	4-01-2043	15,312,854		
2020 Public Improvement Rfd	33,385,000	45,000	2,660,000	0.60	4.00	12-31-2041	33,055,000	45,000	1,214,429
							<u>105,032,854</u>	<u>4,255,000</u>	<u>3,360,588</u>
General Obligation Bonds									
2015 Refunding	11,645,000	225,000	1,385,000	2.00	5.00	3-01-2028	7,545,000	1,175,000	320,075
GOMESA Project									
GOMESA Revenue Bonds	16,855,000	210,000	2,335,000	5.50	5.50	11-01-2030	13,845,000	1,030,000	847,825
Limited Tax Bonds									
2014 Limited Tax Bonds	2,900,000	110,000	195,000	2.00	- 4.00	7-01-2034	2,080,000	130,000	71,050
2016 Limited Tax Bonds	8,000,000	581,000	651,000	0.45	- 0.45	* 3-01-2030	6,701,990	603,000	24,033
							<u>8,781,990</u>	<u>733,000</u>	<u>95,083</u>
Revenue Bonds									
Sewer Revenue									
2010	17,000,000	788,000	- 915,000	0.45	- 0.45	* 9-01-2032	9,681,000	846,000	91,970
Sewer Revenue									
2013	938,400	104,266	- 104,267	0.00	- 0.00	* 9-01-2023	208,532	104,266	1,042
							<u>9,889,532</u>	<u>950,266</u>	<u>93,012</u>
Total bonds payable							<u>\$ 145,094,376</u>	<u>\$ 8,143,266</u>	<u>\$ 4,716,583</u>

*Interest rate does not include a .5% administrative fee due at the time interest is paid; accordingly, the bond principal and interest schedule above includes the fees.

Note 10 - LONG-TERM DEBT (Continued)

Component Units

Several component units have year-ends that are different from the reporting entity. The following summaries of bond transactions, annual debt requirements and bonds payable by individual issues are presented as of and for the various year ends of the component units.

The following is a summary of changes in long-term debt of the component units of the Parish:

	Beginning Balance	Obligations Retired	New Issues	Ending Balance	Due Within One Year
<u>Governmental Activities:</u>					
Bonds:					
Public Improvement	\$ 77,405,000	\$ 81,630,000	\$ 109,595,000	\$ 105,370,000	\$ 4,615,000
General Obligation	8,375,000	680,000	4,000,000	11,695,000	1,258,000
Revenue	14,550,000	11,938,000	888,000	3,500,000	700,000
Certificate of Indebtedness	1,375,000	247,018		1,127,982	278,821
Capitalized leases	2,772,025	705,458	66,893	2,133,460	697,096
Unamortized Bond Premium	2,921,937	3,283,293	7,010,758	6,649,402	408,877
Compensated Absences	1,324,141	340,864	325,425	1,308,702	9,511
Postemployment Benefits	27,334,259	102,345	834,425	28,066,339	
Other long-term liabilities	1,925,000	300,000		1,625,000	759,000
Net pension liability	20,384,484	6,996,170	1,760,843	15,149,157	
Total governmental activities	158,366,846	106,223,148	124,481,344	176,625,042	8,726,305
<u>Business-type Activities:</u>					
Revenue Bonds	89,543,303	8,480,379		81,062,924	7,314,124
Unamortized bond discount	(108,000)	(12,000)		(96,000)	
Unamortized bond premium	37,005	19,523		17,482	12,401
Postemployment benefits	9,300,576	639,769		8,660,807	
Other long-term liabilities		336,000	1,025,000	689,000	
Total business-type activities	98,772,884	9,463,671	1,025,000	90,334,213	7,326,525
Total long-term debt	\$257,139,730	\$115,686,819	\$ 125,506,344	\$ 266,959,255	\$16,052,830

The annual requirements, including interest to amortize all long-term debt outstanding at December 31, 2020 other than compensated absences and other postemployment benefits are as follows:

Maturity	Public Improvement Bonds		General Obligation Bonds		Revenue Bonds		Certificate of Indebtedness		Capitalized Leases	
	Principal	Interest	Principal	Interest	Principal	Interest	Principal	Interest	Principal	Interest
2022	\$ 4,615,000	\$ 2,109,138	\$ 1,258,000	\$ 316,911	\$ 8,014,124	\$ 2,165,122	\$ 278,821	\$ 35,041	\$ 697,096	\$ 65,309
2023	4,675,000	2,052,525	1,292,000	286,968	8,190,186	1,987,289	287,587	25,987	563,415	44,544
2024	4,740,000	1,989,880	1,245,000	251,541	8,462,652	1,796,717	296,473	15,813	428,846	27,571
2025	4,800,000	1,930,300	1,283,000	223,374	7,559,658	1,619,296	130,482	8,404	440,218	12,944
2026	4,880,000	1,843,905	1,276,000	187,834	7,451,928	1,454,551	134,619	4,267	3,885	45
2027-2031	26,135,000	7,491,530	4,456,000	428,609	28,111,129	4,996,369				
2032-2036	25,675,000	4,121,713	610,000	95,519	14,245,269	1,447,257				
2037-2041	29,850,000	14,146,744	275,000	9,181	2,527,978	102,250				
Totals	\$105,370,000	\$ 35,685,735	\$11,695,000	\$1,799,937	\$ 84,562,924	\$15,568,851	\$1,127,982	\$ 89,512	\$2,133,460	\$150,413

Note 10 - LONG-TERM DEBT (Continued)

Component Units (continued)

Bonds payable for component units are represented by the following individual issues:

	Authorized and Issued	Range of Annual Installments		Interest Rate (%)		Maturity Date	Outstanding
Public Improvement Bonds							
Levee District, Series 2020 A	85,845,000	4,110,000	-	5,755,000	2.58	09-01-2041	\$ 81,620,000
Levee District, Series 2020 B	17,750,000			17,750,000	2.86	09-01-2041	17,750,000
Library	6,000,000	505,000	-	730,000	1.00 - 5.00	08-01-2031	6,000,000
	<u>109,595,000</u>						<u>105,370,000</u>
General Obligation Bonds							
Fire Protection Districts:							
No. 5 - 2009	1,600,000	50,000	-	97,000	5.25	03-01-2029	885,000
No. 10 - 2008	745,000	15,000	-	75,000	3.85	03-01-2023	165,000
Schriever - Series 2011	2,500,000	20,000	-	240,000	2.00 - 8.00	03-01-2031	1,860,000
Recreation District:							
No. 1 - 2021	4,000,000	545,000		605,000	0.85 - 2.50	03-01-2028	4,000,000
No. 6 - 2007	1,400,000	250,000	-	88,000	4.00 - 6.00	02-01-2028	710,000
No. 6 - 2015	400,000				2.36	03-01-2025	180,000
No. 5 - 2018	2,000,000	80,000	-	90,000	3.00 - 5.00	03-01-2038	1,840,000
Veterans - 2016	2,900,000	170,000	-	185,000	2.26	03-01-2031	2,055,000
	<u>15,545,000</u>						<u>11,695,000</u>
Revenue Bonds							
Hospital:							
Series 2013	16,815,000			4,150,000	2.75 - 4.00	04-01-2034	15,650,000
Series 2016	20,000,000			2,160,000	1.83 - 1.83	08-01-2026	12,365,000
Series 2017	8,970,000			1,170,000	2.49 - 2.49	10-01-2028	8,565,000
Series 2020	14,660,000			1,990,000	2.15 - 2.15	10-01-2028	14,660,000
Waterworks:							
Series 2014A	4,200,000				2.95	11-01-2035	1,756,052
Series 2014	5,995,000	930,000	-	108,000	2.92	11-01-2023	3,130,000
Series 2012A	17,300,000	485,000	-	1,180,000	4.64	11-01-2037	1,200,000
Series 2010	1,900,000	75,000	-	118,000	2.95	11-01-2030	1,089,000
Series 2019	14,320,000	125,000	-	1,125,000	2.86	11-01-2037	14,195,000
Airport Comission:							
Series 2007A	4,490,000	93,759	-	94,769	5.65	06-01-2027	1,037,305
Levee District							
Series 2019	10,000,000	410,000	-	730,000	3.50 - 3.50	3-01-2039	3,500,000
Port Commission							
Series 2018	8,000,000	285,000	-	325,000	3.42	3-01-2039	7,415,567
	<u>126,650,000</u>						<u>84,562,924</u>
Certificates of Indebtedness							
Convention & Visitor's Bureau	1,500,000	130,000	-	150,000	0.35	5-01-2024	495,000
Coteau Fire Protection District	725,000	92,017	-	134,619	3.37	4-03-2026	632,982
	<u>2,225,000</u>						<u>1,127,982</u>
Total bonds payable							<u>\$ 202,755,906</u>

Note 11 - DUE TO AND FROM OTHER FUNDS

Due to and from other funds are listed by fund for the year ended December 31, 2021:

	Interfund Receivables	Interfund Payables
General Fund:		
Public Safety Fund	\$ 1,205,493	\$ 181,333
Grant Fund	3,271,604	7,225,189
Road and Bridge Maintenance Fund	338,830	156,658
Drainage Maintenance Fund	911,921	
Terrebonne Levee & Conservation District Fund	9,473	
Capital Projects Funds	7,297,350	
Utilities Fund	6,860,730	7,393,229
Sewerage Fund	1,364,281	3,834
Sanitation Maintenance Fund	247,815	2,472,499
Civic Center Fund	554,714	2,950
Internal Service Funds	5,742,829	11,350,977
Nonmajor Funds	1,154,290	184,451
Totals	28,959,330	28,971,120
Public Safety Fund:		
General Fund	181,333	1,205,493
Grant Fund	401,700	231,497
Drainage Maintenance Fund	20,256	
Utilites Fund	30,299	84
Civic Center Fund	16,845	
Internal Service Funds	7,711	460,097
Non-major Funds	360	35,667
Totals	658,504	1,932,838
Grant Fund:		
General Fund	7,225,189	3,271,604
Public Safety Fund	231,497	401,700
Drainage Maintenance Fund		11,204
Sanitation Maintenance Fund	3,770	
Capital Projects Fund		5,947,720
Utilities Fund	220,448	
Civic Center Fund		8,400
Internal Service Funds	680	44,194
Nonmajor Funds		3,954
Totals	7,681,584	9,688,776
Road and Bridge Maintenance Fund:		
General Fund	156,658	338,830
Drainage Maintenance Fund	1,347	
Sanitation Maintenance Fund	792	
Capital Projects Fund	89,539	9,624
Utilities Fund	551	
Internal Service Funds	1,014	152,380
Nonmajor Funds	1,404	
Totals	251,305	500,834
Drainage Maintenance Fund:		
General Fund		911,921
Public Safety Fund		20,256
Grant Fund	11,204	
Road and Bridge Maintenance Fund		1,347
Capital Projects Fund	12,977	603
Utilities Fund	8,409	
Internal Service Funds	2,518	536,857
Non-major Funds		39
Totals	35,108	1,471,023

Note 11 - DUE TO AND FROM OTHER FUNDS (Continued)

	Interfund Receivables	Interfund Payables
Terrebonne Levee & Conservation District Fund:		
General Fund		\$ 9,473
Capital Projects Fund		19,883
Internal Service Funds		971
Totals		<u>30,327</u>
Capital Project Funds:		
General Fund		7,297,350
Grant Fund	\$ 5,947,720	
Road and Bridge Maintenance Fund	9,624	89,539
Drainage Maintenance Fund	603	12,977
Terrebonne Levee & Conservation District Fund	19,883	
Sanitation Maintenance Fund	1,299,635	
Sewerage Fund	608,796	
Civic Center Fund		19,503
Nonmajor Funds	86,996	205
Totals	<u>7,973,257</u>	<u>7,419,574</u>
Utilities Fund:		
General Fund	7,393,229	6,860,730
Public Safety Fund	84	30,299
Grant Fund		220,448
Road and Bridge Maintenance Fund		551
Drainage Maintenance Fund		8,409
Sanitation Maintenance Fund		5,079,554
Sewerage Fund		19,409
Civic Center Fund		283,272
Internal Service Funds	3,334,246	1,069,578
Nonmajor Funds	1,511	15,477
Totals	<u>10,729,070</u>	<u>13,587,727</u>
Sewerage Fund:		
General Fund	3,834	1,364,281
Sanitation Maintenance Fund		53
Capital Projects Fund		608,796
Utilities Fund	19,409	
Civic Center Fund		48
Internal Service Funds	2,618	152,910
Nonmajor Funds	1,026	
Totals	<u>26,887</u>	<u>2,126,088</u>
Sanitation Fund		
General Fund	2,472,499	247,815
Grant Fund		3,770
Road and Bridge Maintenance Fund		792
Capital Projects Fund	5,079,554	1,299,635
Utilites Fund	53	
Sewerage Fund	1,437	204,595
Internal Service Funds	34,846	
Totals	<u>7,588,389</u>	<u>1,756,607</u>
Civic Center Fund:		
General Fund	2,950	554,714
Public Safety Fund		16,845
Grant Fund	8,400	
Capital Projects Fund	19,503	
Utilites Fund	283,272	
Sewerage Fund	48	
Internal Service Funds	17,250	30,510
Totals	<u>331,423</u>	<u>602,069</u>

Note 11 - DUE TO AND FROM OTHER FUNDS (Continued)

Internal Service Funds:		
General Fund	\$ 11,350,977	\$ 5,742,829
Public Safety Fund	460,097	7,711
Grant Fund	44,194	680
Road and Bridge Maintenance Fund	152,380	1,014
Drainage Maintenance Fund	536,857	2,518
Sanitation Maintenance Fund	204,595	1,437
Terrebonne Levee & Conservation District Fund	971	
Utilites Fund	1,069,578	3,334,246
Sewerage Fund	152,910	2,618
Civic Center Fund	30,510	17,250
Internal Service Funds	4,161,990	4,161,990
Nonmajor Funds	150,071	21,954
Totals	18,315,130	13,294,247
Nonmajor Funds:		
General Fund	184,451	1,154,290
Public Safety Fund	35,667	360
Grant Fund	3,954	
Road and Bridge Maintenance Fund		1,404
Drainage Maintenance Fund	39	
Sanitation Maintenance Fund		34,846
Capital Projects Fund	205	86,996
Utilites Fund	15,477	1,511
Sewerage Fund		1,026
Internal Service Funds	21,954	150,071
Nonmajor Funds	341	341
Totals	262,088	1,430,845
Grand Totals	\$ 82,812,075	\$ 82,812,075

The balances above resulted from the time lag between the dates that (1) interfund goods and services are provided or reimbursable expenditures occur, (2) transactions are recorded in the accounting system and (3) payments between funds are made.

Note 12 - MAJOR SUPPLIERS - ENTERPRISE FUNDS

The Parish made 10% or more of total energy purchases recognized in the Utilities Fund during the year ended December 31, 2021 from the following suppliers:

	<u>Purchases</u>
Supplier A	<u>\$ 20,117,958</u>
Supplier B	<u>\$ 5,719,999</u>

The Parish made 10% or more of charges for services recognized in the Sanitation Fund during the year ended December 31, 2021 from the following suppliers:

	<u>Purchases</u>
Supplier A	<u>\$ 5,263,440</u>
Supplier B	<u>\$ 3,553,672</u>
Supplier C	<u>\$ 1,619,263</u>

Note 13 - INVESTMENT IN JOINT VENTURE

Investment in joint venture represents The Utility Fund's, formerly City of Houma (Houma), investment in the Louisiana Energy and Power Authority (LEPA), which was established by legislative act in 1979 as a political subdivision of the State of Louisiana. LEPA was created to help participating municipal electric utilities insure adequate, reliable, and economical supply of power and energy by providing for joint planning, financing, development, ownership, or operation of facilities, thus achieving economies and efficiencies which may not be practical for any municipality acting alone. To this end, the act empowers LEPA to provide facilities for the generation and transmission of electric power for the benefit of its members. Seventeen Louisiana municipalities are members.

LEPA's operations consist of three major programs – the 20% ownership of the Rodemacher Unit No. 2 coal-fired generating facility (Rodemacher), 100% ownership of the LEPA Unit 1 combined cycle combustion turbine generation facility (LEPA 1) and the wholesale power sales to member participants (Non-Project).

The Rodemacher Unit No. 2 (Rodemacher) generating plant is located at the Cleco Brame Energy Center near Boyce, Louisiana. Cleco and Lafayette Public Power Authority (LPPA) have ownership interests of 30% and 50%, respectively. Rodemacher Unit No. 2 is a coal-fired steam electric generating plant with a current rated net capacity of 530 MW. The owners' Joint Ownership Agreement provides it will remain in effect as long as the unit is useful for the generation of electricity or until June 30, 2032, whichever is less.

Houma has a Rodemacher Power Sales Contract with LEPA to purchase output from the Rodemacher Unit No. 2 generating facility. Four other Louisiana municipal electric utilities and LEPA members entered into similar agreements. The terms of the agreements are such that each city is required to purchase its respective entitlement share of generated electricity from the facility. The aggregate entitlement shares of all the cities equals 100% of LEPA's 20% ownership interest, 106.0 MW. Houma's share is 21.7% or 22.7 MW. Each city is required to pay monthly for its entitlement share of power capability and energy on a take-or pay basis. Total expenses for Houma's entitlement share of Rodemacher Unit No. 2 capacity and energy for the year ended December 31, 2021 amounted to \$5,696,852.

Houma and LEPA also entered into an Agreement for Load Control and Other Services. This agreement provided primarily for i) inclusion of Houma's electric utility system in LEPA's balancing authority, ii) economic dispatch of Houma's power supply resources by LEPA to service Houma's load, and iii) bi-lateral transactions between LEPA and Houma, including the sharing of regulation resources. By amendment of October 2003, the agreement was continued on a month-to-month basis. During the year ended December 31, 2021, the cost of LEPA load control and other services amounted to \$2,060,541.

On December 19, 2013, LEPA integrated into the Midcontinent Independent System Operator (MISO) regional transmission organization (MISO RTO). LEPA relies on the transmission systems of Entergy and Cleco for supplying transmission service to its members and elected to transition into the MISO RTO simultaneously with Entergy.

MISO is an independent, non-profit regional transmission organization, responsible for maintaining reliable transmission of power in eleven U.S. states and the Canadian province of Manitoba. In the MISO RTO, the efficient use of generation and transmission is managed by MISO primarily through the operation of Day-Ahead Energy and Operating Reserves Market, and Resource Adequacy Market. Real-Time Energy and Operating Reserves Market, Financial Transmission Rights Market, and Resource Adequacy Market. Locational marginal pricing is utilized to manage congestion and price energy at physical nodes on the transmission system. Financial Transmission Rights obtained, either through the conversion of Auction Revenue Rights allocations or by purchase, allow participants to hedge transmission congestion cost risk from serving load or other market transactions.

Upon its integration into MISO, LEPA became a local balancing authority (LBA) in MISO. As a LBA, LEPA is responsible for sending the net actual interchange by interface and the individual tie line inflows to the MISO balancing authority. LEPA is responsible for monitoring member generation systems in real-time and for sending dispatch signals received from the MISO balancing authority to LEPA's generation plants. Through participation in MISO, LEPA and its members should benefit from the MISO wide

Note 13 - INVESTMENT IN JOINT VENTURE (Continued)

dispatch of its generating units in coordination with other generating resources in MISO. During the year ended December 31, 2021, the Houma Power Plant recognized \$1,617,623 in revenue as a result of MISO dispatch activities.

Houma has entered into LEPA Unit 1 Power Sales Contract whereby LEPA bills Houma, and five other Unit 1 participants, monthly for its share of the electric power generated by the LEPA Unit 1, 64 megawatt (MW) combined cycle combustion turbine electric unit and related gas transmission line. Under the LEPA Unit 1 Power Sales Contract, Houma purchases its respective of capacity and energy on a take-or-pay basis, whether or not Unit 1 is operating. Houma's respective share of capacity and energy in Unit 1 was 25.00 MW or 40.90% as of December 31, 2021. To finance construction of Unit 1, LEPA issued \$120,770,000 of Electric Revenue Bonds 2013A. The bonds bear interest at rates ranging from 3.00% - 5.25% annually and are payable through 2044 with total debt service ranging from approximately \$6.8 million to \$8.3 million per year solely from LEPA revenues. As of December 31, 2021, the balance of the bonds outstanding was \$112,695,000. Houma is obligated to establish rates sufficient to pay all of its obligations under the LEPA Unit 1 Power and Sales Contracts. For the year ended December 31, 2021, LEPA Unit 1 charges amounted to \$5,254,565.

In November 2019, LEPA issued a Power Project Revenue Bond Anticipation Note (LEPA Unit No. 1) Series 2019 in the amount of \$6,200,000. The Series 2019 Note was issued for the purpose of (i) providing interim financing for improvements to LEPA Unit No. 1 and (ii) paying costs of issuance of the Series 2019 Note. The Note matured on December 31, 2020. On December 31, 2020, LEPA refinanced the Power Project Revenue Bond Anticipation Note (LEPA Unit No. 1) Series 2019 (now referred to as 2020 Series) in the amount of \$6,200,000. The Series 2020 Note was issued to pay out the 2019 Series Bond Anticipation Note. The Note bears interest at 1.9 percent per annum payable monthly commencing January 31, 2021. The Note will mature on December 31, 2021. LEPA plans to refund the bond anticipation note with long-term financing prior to the maturity date.

Houma and another Rodemacher participant have entered into Full Requirements Power Sales Contracts (Full Requirements Approach) with LEPA. LEPA bills Houma monthly for its share of the power generated by Rodemacher Unit No. 2 and for certain items to purchase LEPA's 20% interest. However, under the Full Requirements Approach LEPA buys power back to be distributed. For the year ended December 31, 2021, Houma's energy purchases from LEPA under the Full Requirements Approach amounted to \$8,723,623, net \$3,890,011 in Rodemacher Unit No. 2 buy backs.

In addition to the 2013A Series Bonds and 2020 Series Note, LEPA also has outstanding \$6,910,000 of 2013 Electric Revenue Bonds issued for the purpose of environmental improvements at the Rodemacher power facility. The bonds are secured by LEPA revenues after payment of operating expenses. The 2013 Series bonds bear interest at rates ranging from 3.00 - 5.00% and are payable through 2023 with total debt service payments of approximately \$3.6 million per year. LEPA issues a publicly available financial report that includes financial statements and other required supplementary information. The report may be obtained by writing to Louisiana Electric Power Authority, 210 Venture Way, Lafayette, Louisiana, 70507-5319.

Note 14 - INTERDEPARTMENTAL - UTILITIES USAGE

The Utilities Fund records at cost the sales and purchases of natural gas between its departments. The Gas Utility Department reports as revenue the sale of natural gas to the Electric Utility Department. The Electric Utility Department records these purchases as operating expenses. For the year ended December 31, 2021, these interdepartmental transactions amounted to \$1,418,763. Interdepartmental sales of electricity and gas to other Parish departments amounted to \$19,932. No consolidating or other eliminating entries were made in arriving at the above figures.

Note 15 - RECONCILIATION OF TRANSFERS

A reconciliation of transfers for the year ended December 31, 2021 is as follows:

	Transfers In	Transfers Out
General Fund:		
Public Safety Fund	\$ 750,000	\$ 2,916,147
Grant Fund	1,227,951	612,247
Road and Bridge Maintenance Fund		753,000
Drainage Maintenance Fund	95,000	
Capital Projects Fund	684,699	345,000
Utilities Fund	3,969,246	
Internal Service Funds-Group Health	500,000	
Civic Center Fund		986,915
Non-Major Funds	613,247	3,394,571
Sanitation Fund	1,395,323	
Totals	9,235,466	9,007,880
Public Safety Fund:		
General Fund	2,916,147	750,000
Grant Fund	2,322,915	
Non-Major Funds-Debt Service		35,667
Capital Projects Fund	5,000	
Totals	5,244,062	785,667
Grant Fund:		
General Fund	612,247	1,227,951
Public Safety Fund		2,322,915
Road and Bridge Maintenance Fund		250,000
Utilities Fund		2,500,000
Capital Projects Fund		7,842,501
Internal Service Funds		200,000
Non-Major Funds		921,898
Totals	612,247	15,265,265
Road and Bridge Maintenance Fund:		
General Fund	753,000	
Grant Fund	250,000	
Non-Major Funds-Debt Service	100,612	
Capital Projects Fund	600,000	
Totals	1,703,612	
Drainage Maintenance Fund:		
General Fund		95,000
Capital Projects Fund		18,000
Sanitation Fund		200,000
Non-Major Funds	400,000	
Totals	400,000	313,000
Terrebonne Levee & Conservation District Fund:		
Non-Major Funds	225,000	3,640,109
Totals	225,000	3,640,109

Note 15 - RECONCILIATION OF TRANSFERS (Continued)

	<u>Transfers In</u>	<u>Transfers Out</u>
Capital Projects Fund:		
General Fund	\$ 345,000	\$ 684,699
Public Safety Fund		5,000
Grant Fund	7,842,501	
Road and Bridge Maintenance Fund		600,000
Drainage Maintenance Fund	18,000	
Sewerage Fund	210,000	329,897
Non-Major Funds	2,999,402	
Sanitation Fund	<u>1,300,000</u>	<u>1,210,197</u>
Totals	<u>12,714,903</u>	<u>2,829,793</u>
Utilities Fund:		
General Fund		3,969,246
Grant Fund	2,500,000	
Non-Major Funds	<u>230,000</u>	
Totals	<u>2,730,000</u>	<u>3,969,246</u>
Sewerage Fund:		
Sanitation Fund	1,984,609	
Capital Projects Fund	329,897	210,000
Non-Major Funds	<u>184</u>	
Totals	<u>2,314,690</u>	<u>210,000</u>
Sanitation Maintenance Fund:		
General Fund		1,395,323
Drainage Maintenance Fund	200,000	
Sewerage Fund		1,984,609
Capital Projects Fund	<u>1,210,197</u>	<u>1,300,000</u>
Totals	<u>1,410,197</u>	<u>4,679,932</u>
Civic Center Fund:		
General Fund	<u>986,915</u>	
Totals	<u>986,915</u>	
Internal Services Funds:		
General Fund		500,000
Grant Fund	<u>200,000</u>	
Totals	<u>200,000</u>	<u>500,000</u>
Nonmajor Funds:		
General Fund	3,394,571	613,247
Public Safety Fund	35,667	
Grant Fund	921,898	
Road and Bridge Maintenance Fund		100,612
Drainage Maintenance Fund		400,000
Terbonne Levee & Conservation District Fund	3,640,109	225,000
Sewerage Fund		184
Capital Projects Fund		2,999,402
Utilities Fund		230,000
Non-Major Funds	<u>3,589,695</u>	<u>3,589,695</u>
Totals	<u>11,581,940</u>	<u>8,158,140</u>
Grand Totals	<u>\$ 49,359,032</u>	<u>\$ 49,359,032</u>

Note 15 – RECONCILIATION OF TRANSFERS (Continued)

Transfers are used to (1) move revenues from the fund that statute or budget requires to collect them to the fund that statute or budget requires to expend them, (2) move receipts restricted to debt service fund from the funds collecting the receipts to the debt service fund as debt service payments become due, and (3) use unrestricted revenues collected in the general fund to finance various programs accounted for in other funds in accordance with budgetary authorizations.

In the year ended December 31, 2021, the Parish made a transfer of \$3,969,246 from the Utilities Fund to the General Fund for the payment in lieu of tax (PILOT). The PILOT is a prudent percentage of funds that may be transferred from City Utility System after satisfying various requirements of the Consolidated Bond Ordinance #97-5740.

Note 16 - OPERATING LEASES

The Parish is a lessee in various operating leases. These operating leases are for property, buildings and boat landings. Some leases are on a daily/as needed basis, some are monthly, and others are on a yearly basis. The longest time period the Parish is under contract is for a lease expiring in the year 2070 for a park at a yearly fee of \$50. Since 1989 the Parish has been providing in-kind services to the Houma-Terrebonne Airport Commission in exchange for property leased by the Parishwide Recreation Fund. The lease, which expired on June 30, 1989, has operated on a month-to-month basis from 1989 to 2021. Management has determined the in-kind services of police and fire protection, roads and drainage have more than compensated for the outstanding liability, and future obligations will be offset by in-kind services from the Parish to the Airport Commission.

Rental expenses for all operating leases for the year ended December 31, 2021 totaled \$385,380.

The minimum annual commitments under non-cancelable operating leases are as follows:

<u>Year Ending December 31</u>	<u>Amount</u>
2022	\$ 582,022
2023	496,140
2024	331,624
2025	320,424
2026	238,843
2027-2031	<u>500</u>
Total	<u>\$ 1,969,553</u>

The Parish leases space in its Government Towers to business and other governmental agencies. Some leases are non-cancelable operating leases, and some are operating on a month-to-month basis. The cost of property leased or held for lease to others was \$1,129,297 for the year ended December 31, 2021. Accumulated depreciation on this leased property was \$579,571 as of December 31, 2021. As of December 31, 2021, the latest expiring lease in which the Parish was lessor expires in 2025.

Minimum rentals on non-cancelable operating leases for the next four years is as follows:

<u>Year Ending December 31</u>	<u>Amount</u>
2022	\$ 128,699
2023	128,699
2024	56,307
2025	<u>38,738</u>
	<u>\$ 352,443</u>

Several of the leases include rental amounts that are redetermined annually based on formulas prescribed in the individual lease agreements. The future minimum rentals for these leases were determined using the rates in effect on December 31, 2021. Rental income under cancelable and non-cancelable leases for 2021 was \$189,443.

Note 17 - RISK MANAGEMENT

The Parish is exposed to various risks of loss related to general liability, auto liability, workers' compensation, property and group health benefits. Various suits and claims arising from personal injury and property damage, some for substantial amounts, are pending against the Parish, its insurers and others. In accordance with GASB Statement No. 62, the Parish's internal service funds have provided for, in their financial statements, estimated losses from the aforementioned pending suits and claims based on the estimated ultimate cost of settling the claims, considering the effects of inflation, recent claim settlement trends and other social and economic factors, including the effects of specific incremental claim adjustment expenses, salvage and subrogation. The Parish believes the ultimate settlement costs will not materially exceed the amounts provided for the claims.

Under the Parish's limited risk management program, premiums are paid into the internal service funds by all participating funds and are available to pay claims, policy premiums and administrative costs of the program. The total charge by the internal service funds to the other funds is based on an actuarial valuation and adjusted over a reasonable period of time so that internal service fund revenues and expenses are approximately equal.

Liabilities are reported when it is probable that a loss has occurred, and the amount of the loss can be reasonably estimated. Liabilities include an amount for claims that have been incurred but not reported (IBNRs). The liability for claims and judgments is reported in the internal service funds.

Insurance coverage for the various loss risks related to general liability, public officials and employees' liability and employment practices, general liability for electric and gas systems, auto liability, workmen's compensation, property, group health, and pollution liability is provided as described below:

General Liability – For the period January 1, 2021 through December 31, 2021, the Parish is self-insured for the first \$500,000 of each claim relating to general liability, with coverage obtained through an independent provider for liability up to \$10,000,000. General liability claims in excess of \$10,000,000, aggregate over \$20,000,000 are paid by the Parish.

Public Officials and Employee's Liability and Employment Practices – For the period January 1, 2021 through December 31, 2021, the Parish was self-insured for the first \$250,000 of each wrongful act relating to public officials and employees' liability. Claims in excess thereof covered up to \$6,000,000 for employer's liability and \$10,000,000 for wrongful acts including public officials, employment practice and sexual harassment. Employer's liability claim in excess of \$6,000,000 and wrongful acts claims in excess of \$10,000,000 are paid by the Parish.

General Liability for Electric and Gas Systems – The Parish is self-insured for the first \$200,000 of each claim relating to general liability of the Electric and Gas Systems, the first \$500,000 related to pollution liability and the first \$200,000 related to the Emergency Assistant Agreement. For liability in excess thereof, the Parish is covered under an insurance contract for up to \$20,000,000, with any individual claims over \$20,000,000 or aggregate over \$40,000,000 to be paid by the Parish.

Automobile Liability - For the period January 1, 2021 through December 31, 2021, the Parish is self-insured for the first \$500,000 of each claim relating to auto insurance. For liability in excess of \$500,000, the Parish is covered under an insurance contract for claims up to \$10,000,000. Auto claims in excess of \$10,000,000 are paid by the Parish.

Workers' Compensation - The Parish is self-insured for the first \$600,000 of each claim relating to workers' compensation insurance, and the first \$750,000 for police and firemen. For liability in excess thereof, the Parish is covered under an insurance contract for claims up to \$25,000,000. Under the workers' compensation policy, employer's liability insurance limits are \$1,000,000.

Note 17 - RISK MANAGEMENT (Continued)

Property Insurance - The Parish is self-insured for the first \$50,000 of each claim relating to property insurance except for wind/named storm losses, which will be two percent (2%) of the value at the time of loss of each separate building, with respect to named storm losses only. If two or more deductible amounts in this policy apply to a single occurrence, the total amount to be deducted shall not exceed the largest deductible applicable. The Parish is covered under insurance contracts for the excess liability up to \$65,000,000. Any claims in excess of \$65,000,000 are to be paid by the Parish.

Pollution Liability – For the period January 1, 2021 through December 31, 2021 the Parish is self-insured for the first \$250,000 of each claim relating to pollution liability. For liability in excess of \$250,000 the Parish is covered under an insurance contract for claims up to \$5,000,000. Pollution liability claims in excess of \$5,000,000 are to be paid by the Parish.

Group Health Insurance - The Parish is self-insured for the first \$175,000 of each claim relating to group health insurance. The aggregate deductible for all group claims relating to group insurance for 2021 was \$14,007,398. The Parish is covered under an insurance contract for the excess liability on individual claims. There is no lifetime maximum claims limit for covered employees.

Settled claims have not exceeded the insurance coverage for the excess liability in any of the past three years.

On December 31, 2021, the amount of liability for unpaid claims was \$15,355,676 for the Insurance Control Fund and \$911,215 for Group Health Insurance Fund. These liabilities are the Parish’s best estimate based on available information. Changes in the reported liabilities during the past two years are as follows:

Insurance Control Fund

	<u>Unpaid Claims January 1,</u>	<u>Incurred Claims (Including IBNRs)</u>	<u>Claim Payments</u>	<u>Unpaid Claims December 31,</u>
2020	\$ 12,542,761	\$ 3,731,728	\$ 2,816,980	\$ 13,457,509
2021	\$ 13,457,509	\$ 5,680,744	\$ 3,782,577	\$ 15,355,676

Group Health Insurance Fund

	<u>Unpaid Claims January 1,</u>	<u>Incurred Claims (Including IBNRs)</u>	<u>Claim Payments</u>	<u>Unpaid Claims December 31,</u>
2020	\$ 2,326,378	\$ 11,573,310	\$ 12,233,497	\$ 1,666,191
2021	\$ 1,666,191	\$ 13,027,780	\$ 13,782,756	\$ 911,215

Note 18 - POSTRETIREMENT HOSPITALIZATION AND LIFE INSURANCE BENEFITS

General Information about the OPEB Plan

Plan description – The Parish administers a single-employer defined benefit healthcare plan (the Plan). The Plan provides for the payment of medical, dental and life insurance premiums for eligible employees, retirees and dependents. Louisiana Revised Statute 33:5161 provided authority of the Parish to establish and amend benefit terms and financing. Following passage, the Parish established and amended the obligation of the employer, employees and retirees. No assets are accumulated in a trust that meets the criteria in Governmental Accounting Standards Board (GASB) Codification Section P52 *Postemployment Benefits Other Than Pensions—Reporting For Benefits Not Provided Through Trusts That Meet Specified Criteria—Defined Benefit*.

Benefits Provided – Parish employees hired prior to January 1, 2013 and any such employee having at least ten years of permanent, full-time creditable service with Parish Government shall be eligible to continue participation, provided they have participated in the Plan for the immediate 5 continuous years prior to retirement, in group medical insurance coverage under the following vesting schedule: 1 to 15 years of service, 2.75% per year; 16 to 20 years of service, 3.75% per year; and 21 to 30 years of service, 4% per year. The parish will pay up to 80% of the group insurance premium or the maximum percentage of premium paid for active employees; whichever is lesser. For all employees hired on or after January 1, 2013 and who are members of the Municipal Police Employees Retirement System or Firefighters Retirement System, post-retirement benefits will only be available to those eligible retiring employees with twenty-five (25) years of service and who are at least fifty-five (55) years of age. For all other employees who are hired on or after January 1, 2013 and who are members of the Parochial Employees Retirement System, post-retirement benefits shall only be available to eligible retiring employees with a minimum of thirty (30) years of service, who are at least fifty-five (55) years of age at retirement and participated in the Plan for the immediate 5 continuous years prior to retirement. A retired employee may provide dependent hospitalization coverage at applicable dependent rates. A retiree is not allowed to participate in the Plan if not elected when offered such participation upon retirement.

Employees covered by benefit terms – On December 31, 2021, the following employees were covered by the benefit terms:

Inactive employees currently receiving benefit payments	197
Inactive employees entitled but not yet receiving benefit payments	653
Active employees	850
	850

Total OPEB Liability

The Parish’s total OPEB liability of \$72,282,316 was measured as of December 31, 2021 and was determined by an actuarial valuation as of January 1, 2020.

Actuarial Assumptions and other inputs – The total OPEB liability in the January 1, 2020 actuarial valuation, measured as of December 31, 2021, was determined using the following actuarial assumptions and other inputs, applied to all periods included in the measurement, unless otherwise specified:

Note 18 - POSTRETIREMENT HOSPITALIZATION AND LIFE INSURANCE BENEFITS (Continued)

Measurement date	December 31, 2021
Actuarial valuation date	January 1, 2020
Inflation	2.50%
Salary increase, include inflation	3.00%
Discount rate	1.84%
Healthcare cost trend rates	Medical - 6.00% in year 1 decreasing in decrements of 0.50% per year until 5.00% through year 5.

Dental - 3.50% in year 1 decreasing in decrements of 0.25% per year until 2.50% through year 5.

Retirees' share of benefit-related costs For employees hired prior to January 1, 2013 and retired on or after January 1, 2005, the Parish subsidizes the premium rates based on years of service beginning at 27.50% with 10 years of services and increases 2.75% per year through 15 years of service then increasing 3.75% per year in years in services 16 through 20 then increasing 4.00% in years in services 21 through 25 where upon the subsidy will not exceed 80% after 25 years of service

For employees hired on or after January 1, 2013, the Parish subsidizes 80% of the premium rates

The discount rate was based on the December 31, 2021 Fidelity General Obligation AA 20-year yield.

Mortality rates for active employees were based on the PubG.H-2010 for general employees and PubS.H-2010 for public safety. Employee Mortality Tables, Generational with Projection Scale MP-2021 for males or females, as appropriate.

Mortality rates for retirees were based on the PubG.H-2010 for general employees and PubS.H-2010 for public safety. Healthy Retiree Mortality Tables, Generational with Projection Scale MP-2021 for males or females, as appropriate.

Changes in the Total OPEB Liability

	Governmental Activities	Business Activities	Total	Component Units
Balance at December 31, 2020	\$ (62,071,846)	\$ (8,744,310)	\$ (70,816,156)	\$ (36,634,835)
Changes for the year:				
Service cost	(1,439,408)	(201,559)	(1,640,967)	(1,097,605)
Interest	(1,246,177)	(174,501)	(1,420,678)	(804,395)
Differences between expected and actual experience	185,971	20,064	206,035	3,552,928
Changes in assumptions/inputs	(690,327)	(98,069)	(788,396)	(2,683,698)
Changes in proportionate share	71,962	61,977	133,939	(9,298)
Change in benefit terms				(19,175)
Benefit payments	1,780,338	263,569	2,043,907	968,932
Net Changes	<u>(1,337,641)</u>	<u>(128,519)</u>	<u>(1,466,160)</u>	<u>(92,311)</u>
Balance at December 31, 2021	<u>\$ (63,409,487)</u>	<u>\$ (8,872,829)</u>	<u>\$ (72,282,316)</u>	<u>\$ (36,727,146)</u>

Note 18 - POSTRETIREMENT HOSPITALIZATION AND LIFE INSURANCE BENEFITS (Continued)

Sensitivity of the total OPEB liability to changes in the discount rate – The following presents the total OPEB liability of the Parish, as well as what the Parish’s total OPEB liability would be if it were calculated using a discount rate that is 1-percentage-point lower (0.84%) or 1-percentage-point higher (2.84%) than the current discount rate:

	1.0% Decrease (0.84%)	Current Discount Rate (1.84%)	1.0% Increase (2.84%)
Total OPEB Liability	\$ 86,889,355	\$ 72,282,316	\$ 60,788,137

Sensitivity of the total OPEB liability to changes in the healthcare cost trend rates – The following presents the total OPEB liability of the Parish, as well as what the Parish’s total OPEB liability would be if it were calculated using healthcare cost trend rates that are 1-percentage-point lower or 1-percentage-point higher than the current healthcare trend rates:

	1.0% Decrease	Current Discount	1.0% Increase
Total OPEB Liability	\$ 58,934,112	\$ 72,282,316	\$ 90,199,555

OPEB Expense and Deferred Outflows of Resources and Deferred Inflows of Resources Related to OPEB

For the year ended December 31, 2021, the Parish recognized an OPEB expense of \$2,534,370. On December 31, 2021, the Parish reported deferred outflows of resources and deferred inflows of resources related to OPEB from the following sources:

	Outflows	Inflows
Differences between expected and actual experience	\$ 1,071,974	\$ (6,691,001)
Changes in assumptions/inputs	7,034,926	(6,057,934)
Change in proportionate share	3,216,475	(2,802,922)
	\$ 11,323,375	\$ (15,551,857)

Amounts reported as deferred outflows of resources and deferred inflows of resources related to OPEB will be recognized in OPEB expense as follows:

Years Ending December 31:	
2022	\$ (523,349)
2023	(549,429)
2024	(3,244,246)
2025	88,542
Total	\$ (4,228,482)

Note 19 - PENSION PLANS

Permanent employees of the Parish (except for policemen and firemen of the City of Houma) who work at least 28 hours a week are members of the Parochial Employees' Retirement System (PERS) on the date of employment.

On October 1, 1983, the City of Houma policemen joined the Municipal Police Employees' Retirement System (MPERS) of the State of Louisiana.

Firemen hired after December 31, 1979 are covered under the Firefighters' Retirement System (FRS) of the State of Louisiana. The Parish maintains a Trust (Firemen's Pension and Relief Fund) for firemen hired prior to January 1, 1980. On March 26, 1996, the City of Houma Firemen's Pension Plan entered into a merger agreement with the Firefighter's Retirement System of the State of Louisiana. The merger was effective July 1, 1995 and retirees at that date were transferred to the FRS without a loss in benefits. Firemen hired prior to January 1, 1980 and retiring after June 30, 1995 will have their state retirement supplemented by the City of Houma Firemen's Pension Plan so as they too will not lose benefits under the merger.

Detailed information for each system or plan is as follows:

a.) Parochial Employees' Retirement System

Plan Description - The Parish contributes to Plan B of the Parochial Employees' Retirement System of Louisiana (the System), a cost-sharing multiple-employer defined benefit pension plan established by ACT 205 of the 1952 regular session of the Legislature of the State of Louisiana to provide retirement benefits to all employees of any parish in the State of Louisiana or any governing body or parish which employs persons serving the parish. Act 765 of the year 1979, established by the Legislature of the State of Louisiana, revised the System to create Plan A and Plan B to replace the "regular plan" and the "supplemental plan". Plan A was designed for employees out of Social Security. Plan B was designated for those employers that remained in Social Security on the revision date. The Retirement System is governed by Louisiana Revised Statutes, Title 11, Section 1901 through 2025, and other general laws of the State of Louisiana.

Benefits Provided - The System provides retirement, deferred retirement, disability and death benefits. Retirement benefits are generally equal to 2.0% of the member's final average compensation multiplied by the years of creditable service. Members hired prior to January 1, 2007 may retire with full benefits at age fifty-five upon completing thirty years of service, retire at age sixty after completing ten years of service or retire at age sixty-five after completing seven years of service. Members hired after January 1, 2007 may retire with full benefits at age fifty-five after completing thirty years of service, retire at age sixty-two after completing ten years of service or retire at age sixty-seven after competing seven years of service. Act 338 of 1990 established the Deferred Retirement Option Plan (DROP) for the System. When a member enters DROP their status changes from active to retired even though they continue to work and draw their salary for up to three years. During the three-year period, employer contributions continue but employee contributions cease. The election to participate in DROP is irrevocable once participation begins. Retirement benefits that would be paid, had the person ceased employment, are paid into the DROP account.

Upon termination of employment or end of participation a participant in DROP may receive a lump sum equal to payments into the participant's account, an annuity or a roll over to an Individual Retirement Account. Members hired before January 1, 2007 with five or more years of service who becomes disabled may receive retirement benefits determined in the same manner as retirement benefits. Members hired after January 1, 2007 with seven or more years of service who become disabled may receive retirement benefits in the same manner as retirement benefits. Upon retirement caused by disability a member will receive the lesser of 2% final average compensation multiplied by years of

Note 19 - PENSION PLANS (Continued)

a.) Parochial Employees' Retirement System (continued)

service or normal retirement as of earliest retirement date using current compensation. Survivor benefits are available to members with at least 10 years creditable service and are payable to eligible surviving spouse based on the deceased member's years of creditable service and age compensation. The System provides permanent benefit increases, cost of living adjustments (COLA) as approved by the State Legislature.

Contributions – According to the state statute, contributions for all employers are actuarially determined each year. For the year ending December 31, 2020, the most recent actuarial valuation, the actuarial employer contribution rate was 7.39% of member's compensation. However, the actual rate for the fiscal years ending December 31, 2021 and 2020 was 7.50%.

According to state statute, the System also receives ¼ of 1% of ad valorem taxes collected within Terrebonne Parish. The System also receives revenue sharing funds each year as appropriated by the Legislature. Tax monies and revenue sharing monies are apportioned between Plan A and Plan B in proportion to the member's compensation. These additional sources of income are used as additional employer contributions and are considered support from non-employer contributing entities.

Contributions to the System from the Parish were \$1,990,676 for the year ended December 31, 2021.

Actuarial Assumptions – A summary of the actuarial methods and assumptions used in determining the total pension asset (liability) as of December 31, 2020 are as follows:

Valuation Date:	December 31, 2020
Actuarial Cost Method:	Entry Age Normal
Actuarial Assumptions:	
Expected Remaining	
Service Lives:	4 years
Investment Rate of Return:	6.40%, net of investment expense including inflation
Projected Salary Increases:	4.25%
Inflation Rate:	2.30%
Mortality Rates:	Pub-2010 Public Retirement Plans Mortality Table for Health Retirees multiplied by 130% for males and 125% for females using MP2018 scale for annuitant and beneficiary mortality. For employees, the Pub-2010 Public Retirement Plans Mortality Table for General Employees multiplied by 130% for males and 125% for females using MP2018 scale. Pub-2010 Public Retirement Plans Mortality Table for General Disabled Retirees multiplied by 130% for males and 125% for females using MP2018 scale for disabled annuitants.

Note 19 - PENSION PLANS (Continued)

a.) Parochial Employees' Retirement System (continued)

Cost of Living Adjustments: The present value of future retirement benefits is based on benefits currently being paid by the System and includes previously granted cost of living increases. The present values do not include provisions for potential future increases not yet authorized by the Board of Trustees.

The long-term expected rate of return on pension plan investments was determined using a triangulation method which integrated the capital asset pricing model (top-down), a treasury yield curve approach (bottom-up) and an equity building-block model (bottom-up). Risk return and correlations are projected on a forward looking basis in equilibrium, in which best-estimates of expected future real rates of return (expected returns, net of pension plan investment expense and inflation) are developed for each major asset class. These rates are combined to produce the long-term expected rate of return by weighting the expected future real rates of return by the target asset allocation percentage and by adding expected inflation of 2.00% and an adjustment for the effect of rebalancing/diversification. The resulting expected long-term rate of return is 7.00% for the year ended December 31, 2020.

Best estimates of arithmetic real rates of return for each major asset class included in the System's target asset allocation as of December 31, 2020 are summarized in the following table:

Asset Class	Target Asset Allocation	Long-Term Expected Portfolio Real Rate of Return
Fixed Income	33%	0.86%
Equity	51%	3.36%
Alternatives	14%	0.67%
Real Assets	2%	0.11%
Totals	100%	5.00%
Inflation		2.00%
Expected Arithmetic Nominal Return		7.00%

Discount Rate – The discount rate used to measure the total pension liability was 6.40%. The projection of cash flows used to determine the discount rate assumed that contributions from plan members will be made at the current contribution rates and that contributions from participating employers and non-employer contributing entities will be made at the actuarially determined contribution rates, which are calculated in accordance with relevant statutes and approved by the Board of Trustees and the Public Retirement Systems' Actuarial Committee. Based on those assumptions, the System's fiduciary net position was projected to be available to make all projected future benefit payments of current plan members. Therefore, the long-term expected rate of return on pension plan investments was applied to all periods of projected benefit payments to determine total pension liability.

Pension Asset – As of December 31, 2021, the Parish reported an asset of \$6,169,658 (\$4,840,798 governmental activities and \$1,328,860 business activities) for its proportionate share of the net pension asset. The net pension asset was measured as of December 31, 2020 based on an actuarial valuation at that date. The Parish's proportion of the net pension asset was based on a projection of its long-term share of contributions.

Note 19 - PENSION PLANS (Continued)

a.) Parochial Employees' Retirement System (continued)

As of December 31, 2020, the Parish's proportionate share of the PERS net pension asset was 23.37% which was an increase of 0.308% from its proportionate share as of December 31, 2019.

Pension Expense – For the year ended December 31, 2021, the Parish recognized \$171,518 (\$162,780 governmental activities and \$8,738 business activities) as pension expense due to its participation in PERS.

Sensitivity of the Parish's Proportionate Share of the Collective Net Pension Asset (Liability) to Changes in the Discount Rate – The following presents the Parish's proportionate share of the collective net pension asset (liability) using the discount rate of 6.40% as well as what the Parish's proportionate share of the net pension asset (liability) would be if it were calculated using a discount rate that is one percentage point lower (5.40%) or one percentage point higher (7.40%) than the current rate:

	1% Decrease (5.40%)	Current Discount Rate (6.40%)	1% Increase (7.40%)
Collective proportionate share of the net pension asset (liability)	\$ (5,609,499)	\$ 6,169,658	\$ 15,701,922

Pension Plan Fiduciary Net Position – The Parochial Employees' Retirement System of Louisiana issued a stand-alone audit report on their financial statements for the year ended December 31, 2020. Access to the audit report can be found on the System's website, www.persla.org or on the Louisiana Legislative Auditor's website, www.la.gov.

b.) Municipal Police Employees' Retirement System

Plan Description - The Parish contributes to the Municipal Police Employees' Retirement System of Louisiana (MPERS), a cost-sharing multiple-employer defined benefit pension plan. Membership in MPERS is mandatory for any full-time police officer employed by a municipality of the State of Louisiana and engaged in law enforcement, empowered to make arrests, providing he or she does not have to pay social security and meets the statutory criteria. Benefit provisions are authorized within Act 189 of 1973 and amended by LRS 11:22-11:2233.

Benefits Provided - MPERS provides retirement, deferred retirement, disability and death benefits. Members hired prior to January 1, 2013 can retire providing the member meets one of the following criteria: at any age with twenty-five years of creditable service, at age fifty with twenty years of creditable service, or at age fifty-five with twelve years of creditable service. A member is eligible for early retirement after he has been a member of MPERS for twenty years of creditable service at any age with an actuarially reduced benefit. Retirement benefits are generally equal to 3.33% of the member's final average compensation (average monthly earnings during the highest 36 consecutive months or joined months if service was interrupted) multiplied by the years of creditable service, not to exceed 100% of final salary. Upon the death of an active member, or disability retiree, MPERS provides for surviving spouses and minor children. The benefits range from forty to sixty percent of the member's average final compensation for the surviving spouse. In addition, each child under age eighteen received benefits equal to ten percent of the member's average final compensation or \$200 per month, whichever is greater.

Members hired on or after January 1, 2013 are eligible for regular retirement, disability and survivor benefits based on Hazardous Duty and Non-Hazardous Duty sub plans. Under the Hazardous Duty sub plan, a member is eligible for regular retirement providing the member meets one of the following

Note 19 - PENSION PLANS (Continued)

b.) Municipal Police Employees' Retirement System (continued)

criteria: at any age with twenty-five years of creditable service, or at age fifty-five with twelve years of creditable service. Under the Non-Hazardous Duty sub plan, a member is eligible for regular retirement when it meets one of the following criteria: at any age with thirty years of creditable service, at fifty-five with twenty-five years of creditable service, or at sixty with ten years of creditable years of service. Under both sub plans, a member is eligible for early retirement after he has been a member of MPERS for twenty years of creditable service at any age with an actuarially reduced benefit from age 55.

Under the Hazardous and Non-Hazardous Duty sub plans, the benefit rates are 3.00% and 2.50%, respectively, of average final compensation (average monthly earnings during the highest 60 consecutive months or joined months if service was interrupted) multiplied by the years of creditable service, not to exceed 100 % of final salary. Upon the death of an active member, or disability retiree, MPERS provides for surviving spouses and minor children. The benefits range from twenty-five to fifty-five percent of the member's average final compensation for the surviving spouse. In addition, each child under age eighteen received benefits equal to ten percent of the member's average final compensation or \$200 per month, whichever is greater. If deceased member had less than ten years of service, beneficiary will receive a refund of employee contributions only.

A member is eligible to elect to enter the Deferred Retirement Option Plan (DROP) when he is eligible for regular retirement based on the member's sub plan participation. Upon filing the application for the program, the employee's active membership in MPERS is terminated. At the entry date into DROP, the employee and employer contributions cease. The amount to be deposited into the DROP account is equal to the benefit computed under the retirement plan elected by the participant at date of application. If employment is terminated after the DROP period, the participant may receive his benefits by lump sum payment or a true annuity. If employment is not terminated, active contributing membership into MPERS shall resume and upon later termination, he shall receive additional retirement benefits based on additional service. In 1999, MPERS established an Initial Benefit Option Program. Initial Benefit Option is available to members who are eligible for regular retirement and have not participated in DROP. The Initial Benefit Option program provides both a one-time single sum payment of up to thirty-six months of regular monthly retirement benefit, plus a reduced monthly benefit for life.

MPERS provides permanent benefit increases, cost of living adjustments (COLA) not to exceed 3% to all regular retirees, disability, survivors and beneficiaries. An additional 2% COLA is available to all who are sixty-five years old.

Contributions – According to the state statute, contributions for all employees are actuarially determined each year but cannot be less than 9% of compensation, excluding overtime. The actual employer contribution rate for the period January 1, 2021 through June 30, 2021 was 33.75% and 29.75% for the period July 1, 2021 through December 31, 2021 for employees hired before January 1, 2013, for hazardous duty members hired after January 1, 2013 and for non-hazardous duty members hired after January 1, 2013.

According to state statute, MPERS receives insurance premium tax monies as additional employer contributions. The tax is considered support from a non-contributing entity.

Contributions to MPERS from the Parish were \$1,373,042 for the year ended December 31, 2021.

Actuarial Assumptions – A summary of the actuarial methods and assumptions used in determining the total pension liability as of June 30, 2021 are as follows:

Note 19 - PENSION PLANS (Continued)

b.) Municipal Police Employees' Retirement System (continued)

Valuation Date:	June 30, 2021
Actuarial Cost Method:	Entry Age Normal Cost
Actuarial Assumptions:	
Expected Remaining Service Lives:	4 years
Investment Rate of Return:	6.75%, net of investment expense
Inflation Rate:	2.50%
Projected Salary Increases:	1 - 2 years of service 12.30%
	> 2 years of service 4.70%
Mortality Rates:	For annuitants and beneficiaries, the Pub-2010 Public Retirement Plan Mortality Table for Safety Below-Median Healthy Retirees multiplied by 115% for males and 125% for females, each with full generational projection using the MP2019 scale was used.
	For disabled lives, the Pub-2010 Public Retirement Plans Mortality Table for Safety Disable Retirees multiplied by 105% for males and 115% for females, each with full generational projection using the MP2019 scale was used.
	For employees, the Pub-2010 Public Retirement Plans Mortality Table for Safety Below-Median Employees multiplied by 115% for males and 125% for females, each with full generational projection using the MP2019 scale was used.
Cost of Living Adjustments:	The present value of future retirement benefits is based on benefits currently being paid by the System and includes previously granted cost-of-living increases. The present values do not include provisions for potential future increases not yet authorized by the Board of Trustees.

Actuarial assumptions reported for the year ended June 30, 2021 reflect an adjustment to reduce the discount rate by 0.20% to 6.75%.

The best estimates of arithmetic real rates of return for each major asset class included in MPERS target asset allocation as of June 30, 2021 are summarized in the following table:

Asset Class	Target Asset Allocation	Long-Term Expected Portfolio Real Rate of Return
Equity	55.50%	3.47%
Fixed Income	30.50%	0.59%
Alternatives	14.00%	1.01%
Total	100.00%	5.08%
Inflation		2.22%
Expected Arithmetic Nominal Return		7.30%

Note 19 - PENSION PLANS (Continued)

b.) Municipal Police Employees' Retirement System (continued)

Discount Rate – The discount rate used to measure the total pension liability was 6.75%. The projection of cash flows used to determine the discount rate assumed that contributions from plan members will be made at the current contribution rates and that contributions from participating employers will be made at the actuarially determined rates approved by Public Retirement Systems' Actuarial Committee, taken into consideration MPERS' actuary. Based on those assumptions, MPERS' fiduciary net position was projected to be available to make all projected future benefit payments of current plan members. Therefore, the long-term expected rate of return on pension plan investments was applied to all periods of projected benefit payments to determine total pension liability.

Pension Liability – As of December 31, 2021, the Parish reported a liability of \$8,020,714 for its proportionate share of the net pension liability. The net pension liability was measured as of June 30, 2021 based on an actuarial valuation at that date. The Parish's proportion of the net pension liability was based on a projection of its long-term share of contributions.

As of June 30, 2021, the Parish's proportionate share of the MPERS net pension liability was 1.50% which is an increase of 0.21% from its proportionate share as of June 30, 2020.

Pension Expense – For the year ended December 31, 2021, the Parish recognized \$221,655 as pension expense due to its participation in MPERS.

Sensitivity of the Parish's Proportionate Share of the Collective Net Pension Liability to Changes in the Discount Rate – The following presents the Parish's proportionate share of the collective net pension liability using the discount rate of 6.75% as well as what the Parish's proportionate share of the net pension liability would be if it were calculated using a discount rate that is one percentage point lower (5.75%) or one percentage point higher (7.75%) than the current rate:

	1% Decrease (5.75%)	Current Discount Rate (6.75%)	1% Increase (7.75%)
Collective proportionate share of the net pension liability	\$ (13,978,837)	\$ (8,020,714)	\$ (3,047,692)

Pension Plan Fiduciary Net Position – The Municipal Police Employees' Retirement issued a stand-alone audit report on their financial statements for the year ended June 30, 2021. Access to the audit report can be found on the System's website, www.lampers.org or on the Louisiana Legislative Auditor's website, www.lla.la.gov.

c.) Firefighters' Retirement System

Plan Description - The Parish contributes to the Firefighters' Retirement System (FRS), a cost-sharing multiple-employer defined benefit pension plan established by Act 434 of 1979. Membership in FRS is a condition of employment for any full-time firefighters who earn at least \$375 per month and are employed by any municipality, parish or fire protection district of the State of Louisiana. Employees eligible for membership must be 18 years of age, and must not be 50 years of age, unless by reason of merger.

Benefits Provided - FRS provides retirement, deferred retirement, disability and death benefits. Members with twenty or more years of service who have attained age 50, or members who have twelve years of service who have attained age 55, or twenty-five years at any age are entitled to annual pension benefits equal to 3.33% of their final average compensation based on the thirty-six consecutive months of highest pay multiplied by their total years of service, not to exceed 100%. Benefits are payable over

Note 19 - PENSION PLANS (Continued)

c.) Firefighters' Retirement System (continued)

the retirees' lives in a monthly annuity, determined by available options. Upon the death of an active member, or disability retiree, FRS provides for surviving spouses and minor children. The benefits range from forty to sixty percent of the member's average final compensation for the surviving spouse. In addition, each child under age eighteen received benefits equal to ten percent of the member's average final compensation or \$200 per month, whichever is greater.

If a member with five years creditable service, is officially certified as disabled by the State Medical Disability Board, he shall receive the greater retirement, if eligible for disability benefits as follows: any member totally disabled from injury received in the line of duty shall be paid, on a monthly basis, an annual pension of 60% of the average final compensation being received at the time of disability. Any member of FRS who has become disabled or incapacitated because of continued illness or as a result of an injury received, but not eligible for retirement may apply for retirement.

A member is eligible to elect to enter the Deferred Retirement Option Plan (DROP) after completing twenty years of creditable service and age fifty or twenty-five years of creditable service at any age for three years. Upon commencement of participating in the deferred retirement option plan, employer and employee contributions to FRS cease. The monthly retirement benefit that would have been payable is paid into the deferred retirement option plan account. Upon termination of employment, a participant in the program shall receive, at his option, a lump-sum payment from the account or an annuity based on the deferred retirement option plan account balance in addition to his regular monthly benefits. If employment is not terminated, the participant resumes regular contributions to FRS. Effective June 16, 1999, members eligible to retire who do not choose to participate in DROP may elect to receive, at the time of retirement, an initial benefit option (IBO) in an amount up to thirty-six months of benefits, with an actuarial reduction of their future benefits.

Contributions – According to the state statute, contributions for all employees are actuarially determined each year. The actual employer contribution rate for the period of January 1, 2021 through June 30, 2021 was 32.25% and for the period July 1, 2021 through December 31, 2021 the rate was 33.75%.

According to state statute, FRS receives insurance premium tax monies as additional employer contributions. The tax is considered support from a non-contributing entity.

Contributions to FRS from the Parish were \$839,400 for the year ended December 31, 2021.

Actuarial Assumptions – A summary of the actuarial methods and assumptions used in determining the total pension liability as of June 30, 2021 are as follows:

Valuation Date:	June 30, 2021
Actuarial Cost Method:	Entry Age Normal Cost
Actuarial Assumptions:	
Expected Remaining	
Service Lives:	7 years
Investment Rate of Return:	6.90%, net of investment expense
Inflation Rate:	2.50% per annum
Projected Salary Increases:	14.10% in the first two years of service and 5.20% with 3 or more years of service
Cost of Living Adjustments:	Only those previously granted

Note 19 - PENSION PLANS (Continued)

c.) Firefighters' Retirement System (continued)

Actuarial assumptions reported for the year ended June 30, 2021 reflect an adjustment to reduce the discount rate by 0.10% to 6.90%.

For the June 30, 2021 valuation, assumptions for mortality rates were based on the following:

- For active members, mortality was set equal to the Pub-2010 Public Retirement Plans Mortality Table for Safety Below-Median Employees.
- For annuitants and beneficiaries, mortality was set equal to the Pub-2010 Public Retirement Plans Mortality Table for Safety Below-Median Healthy Retirees.
- For disabled retirees, mortality was set equal to the Pub-2010 Public Retirement Plans Mortality Table for Safety Disabled Retirees.
- In all cases the base table was multiplied by 105% for males and 115% for females, each with full generational projection using the appropriate MP2019 scale.

The estimated long-term expected rate of return on pension plan investments was determined by the System's actuary using the System's target asset allocation and the G.S. Curran & Company Consultant Average study for 2021. The consultants' average study included projected nominal rates of return, standard deviations of returns, and correlations of returns for a list of common asset classes collected from a number of investment consultants and investment management firms. Each consultant's response included nominal expected long term rates of return. In order to arrive at long term expected arithmetic real rates of return, the actuary normalized the data received from the consultant's responses in the following ways. Where nominal returns received were arithmetic, the actuary simply reduced the return assumption by the long term inflation assumption. Where nominal returns were geometric, the actuary converted the return to arithmetic by adjusting for the long term standard deviation and then reduced the assumption by the long term inflation assumption. Using the target asset allocation for the System and the average values for expected real rates of return, standard deviation of returns, and correlation of returns, an arithmetic expected nominal rate of return and standard deviation for the portfolio was determined. The System's long-term assumed rate of inflation of 2.50% was used in this process for the fiscal year ended June 30, 2021.

The long-term expected real rate of return is an important input into the actuary's determination of the reasonable range for the discount rate which is used in determining the total pension liability. The actuary's method incorporates information from multiple consultants and investment firms regarding future expected rates of return, variances, and correlation coefficients for each asset class. The change integrates data from multiple sources to produce average values thereby reducing reliance on a single data source. Best estimates of arithmetic real rates of return for each major class included in the System's target asset allocation as of June 30, 2021 is summarized in the following table:

Note 19 - PENSION PLANS (Continued)

c.) Firefighters' Retirement System (continued)

<u>Asset Class</u>	<u>Long-term Target Asset Allocation</u>	<u>Rates of Return Real</u>
Equity		
U.S. Equity	27.50%	5.86%
Non-U.S. Equity	11.50%	6.44%
Global Equity	10.00%	6.40%
Emerging Market Equity	7.00%	8.64%
Fixed Income		
U.S. Core Fixed Income	18.00%	0.97%
U.S. TIPS	3.00%	0.40%
Emerging Market Debt	5.00%	2.75%
Alternatives		
Real Estate	6.00%	5.31%
Private Equity	9.00%	9.53%
Real Assets	3.00%	0.00%
Multi-Asset Strategies		
Global Tactical Asset Allocation	0.00%	4.17%
Risk Parity	0.00%	4.17%
Total	<u>100%</u>	

Discount Rate – The discount rate used to measure the total pension liability was 6.90%. The projection of cash flows used to determine the discount rate assumes that contributions from plan members will be made at the current contribution rates and that contributions from participating employers will be made at the actuarially determined rates approved by Public Retirement Systems' Actuarial Committee, taken into consideration FRS' actuary. Based on those assumptions, FRS' fiduciary net position was projected to be available to make all projected future benefit payments of current plan members. Therefore, the long-term expected rate of return on pension plan investments was applied to all periods of projected benefit payments to determine total pension liability.

Pension Liability – As of December 31, 2021, the Parish reported a liability of \$3,652,942 for its proportionate share of the net pension liability. The net pension liability was measured as of June 30, 2021 based on an actuarial valuation at that date. The Parish's proportion of the net pension liability was based on a projection of its long-term share of contributions.

As of June 30, 2021, the Parish's proportionate share of the FRS net pension liability was 1.03% which was a decrease of 0.028% from its proportionate share as of June 30, 2020.

Pension Expense – For the year ended December 31, 2021, the Parish recognized \$132,853 as pension credit due to its participation in FRS.

Sensitivity of the Parish's Proportionate Share of the Collective Net Pension Liability to Changes in the Discount Rate – The following presents the Parish's proportionate share of the collective net pension liability using the discount rate of 6.90% as well as what the Parish's proportionate share of the net pension liability would be if it were calculated using a discount rate that is one percentage point lower (5.90%) or one percentage point higher (7.90%) than the current rate:

Note 19 - PENSION PLANS (Continued)

c.) Firefighters' Retirement System (continued)

	1% Decrease (5.90%)	Current Discount Rate (6.90%)	1% Increase (7.90%)
Collective proportionate share of the net pension asset (liability)	\$ (7,007,901)	\$ (3,652,942)	\$ (854,943)

Pension Plan Fiduciary Net Position – The Firefighters' Retirement System issued a stand-alone audit report on their financial statements for the year ended June 30, 2021. Access to the audit report can be found on the System's website, www.lafirefightersret.com or on the Louisiana Legislative Auditor's website, www.lla.la.gov.

d.) City of Houma Firemen's Pension and Relief Fund

Plan Description - The Parish contributes to the City of Houma Firemen's Pension and Relief Fund (the Fund), a single-employer defined benefit pension plan, which is controlled and administered by a separate Board of Trustees. The Fund was established for members of the City of Houma Fire Department in 1973 under the provisions of Act 139 of the Louisiana Legislature. As of January 1, 1980, new firemen of the City of Houma are covered under the Firefighters' Retirement System (FRS) of the State of Louisiana. The Fund covers firemen hired prior to January 1, 1980 and is closed to new members. The Fund entered into a merger agreement with the Firefighter's Retirement System effective July 1, 1995. The Parish has agreed that the members of the Fund would not lose any benefits they had under the Fund because of the merger with FRS. Monies remaining in the Fund after the merger became effective are utilized to make up for any lost benefits. The Fund has made provisions to cover any benefits not provided by FRS that were previously covered by the Fund, which includes retirement, death and disability benefits. The Fund is governed by Louisiana Revised Statutes 11:3101 through 11:3477, specifically, and other general laws of the State of Louisiana. The Fund issues a publicly available financial report that includes financial statements and required supplementary information for the Fund. The report may be obtained by writing to the City of Houma Firemen's Pension and Relief Fund, Terrebonne Parish Consolidated Government, Post Office Box 2768, Houma, Louisiana 70361.

Benefits Provided - The Fund provides retirement, deferred retirement, disability and death benefits. Members retiring after twenty years receive 66.67% of the greater of the member's highest consecutive thirty-six months of compensation or the total monthly compensation of someone in the position held by the member at the time of retirement. An additional 3% is due for each year of service in excess of twenty years up to a total benefit of 96.67% of such compensation. As members reach the age of fifty, the Firefighters' Retirement System (FRS) assumes benefits according to the State's standards. However, as part of the agreement of the merger, the firemen in the City of Houma Pension Fund could not lose any benefits by agreeing to merge with the State. Therefore, the City of Houma continues to pay the difference between the amount the City of Houma previously paid in benefits and the amount the State pays now. Death and disability benefits are assumed by FRS and the difference is assumed by the City of Houma.

Employees Covered by Benefit Terms – On December 31, 2021, the following employees were covered by the benefit terms:

Note 19 - PENSION PLANS (Continued)

d.) City of Houma Firemen’s Pension and Relief Fund (continued)

Inactive employees or beneficiaries currently receiving benefits	17
Inactive employees entitled to but not yet receiving benefits	-
Active employees	-
	17

No new employees have entered into the Fund since the merger with FRS.

Contributions – The Parish contributions are established by an actuary in the valuation report for the Fund. The annual required contribution for the current year was determined to range from \$7,242 to \$7,604 as part of the December 31, 2020 actuarial valuation. Contributions to the Fund from the Parish were \$131,309 for the year ended December 31, 2021.

Actuarial Assumptions – A summary of the actuarial methods and assumptions used in determining the total pension liability as of December 31, 2020 are as follows:

Valuation Date:	December 31, 2020
Actuarial Cost Method:	Unit Credit Cost Method.
Amortization Method:	Level dollar amortization of the Unfunded Actuarial Accrued Liability.
Asset Valuation Method:	Market value.
Actuarial Assumptions:	
Investment rate of return:	5.00%, per year compounded annually
Mortality:	Based on the 1983 Group Annuity Mortality Table for Males and Females.
Termination, disability, and retirement:	N/A
Salary Increases:	N/A
Cost of Living Adjustments:	None.

Mortality rates were based on the 1983 Group Annuity Table for males and females.

The best estimates of arithmetic real rates of return for each major asset class included in the Fund’s target asset allocation as of December 31, 2020 are summarized in the following table:

Asset Class	Target Asset Allocation	Long-Term Expected Real Rate of Return
Cash and Deposits	100%	1.14%

Discount Rate – The discount rate used to measure the total pension liability was 5.0%.

Note 19 - PENSION PLANS (Continued)

d.) City of Houma Firemen’s Pension and Relief Fund (continued)

Changes in the Net Pension Asset (Liability) – The following table summarizes the year’s activity.

	Total Pension Asset (Liability)	Plan Fiduciary Net Position	Net Pension Asset (Liability)
Balance at 12/31/2018	\$ (2,324,196)	\$ 1,857,145	\$ (467,051)
Changes for the years 2020 and 2019:			
Interest cost	\$ (222,702)		\$ (222,702)
Difference between expected and actual experience	266,810		266,810
Employer contributions		\$ 263,025	263,025
Net Investment income		54,820	54,820
Benefit payments and net transfers	302,872	(302,872)	
Administrative expenses		(11,801)	(11,801)
Net changes	<u>346,980</u>	<u>3,172</u>	<u>350,152</u>
Balance at 12/31/2020	<u>\$ (1,977,216)</u>	<u>\$ 1,860,317</u>	<u>(116,899)</u>

Sensitivity of the Parish’s Proportionate Share of the Collective Net Pension Liability to Changes in the Discount Rate – The following presents the Parish’s proportionate share of the collective net pension liability using the discount rate of 5% as well as what the Parish’s proportionate share of the net pension liability would be if it were calculated using a discount rate that is one percentage point lower (4%) or one percentage point higher (6%) than the current rate:

	1% Decrease (4%)	Current Discount Rate (5%)	1% Increase (6%)
Collective proportionate share of the net pension asset (liability)	\$ (317,135)	\$ (116,899)	\$ (54,820)

Pension Plan Fiduciary Net Position – The Firemen’s Pension and Relief issued a stand-alone audit report on their financial statements for the year ended December 31, 2021. Access to the audit report can be obtained by calling the Parish’s finance department at 985-873-6448 or on the Louisiana Legislative Auditor’s website, www.la.gov.

e) Combined Balances

Pension Liability/Asset – On December 31, 2021, the Parish reported an asset of \$6,169,658 and a liability of \$11,790,555 for its proportionate share of the net pension liabilities/assets. The net pension liability/asset was measured as of December 31, 2020 for PERS, December 31, 2020 for the Firemen’s Pension and Relief Fund and June 30, 2021 for MPERS and FRS. The total pension liability/asset used to calculate the net pension liability/asset was determined by an actuarial valuation as of those dates. The Parish’s proportion of the net pension liability/asset was based on a projection of the Parish’s long-term share of contributions to PERS, MPERS and FRS projected contributions for all participating employers, actuarially determined.

Note 19 - PENSION PLANS (Continued)

e) Combined Balances (continued)

Pension Expense – For the year ended December 31, 2021, the Parish recognized an aggregate pension expense of \$260,303.

Deferred Outflows of Resources and Deferred Inflows of Resources Related to Pensions – On December 31, 2021, the Parish reported deferred outflows of resources and deferred inflows of resources related to pensions from the following resources:

	Deferred Outflows of Resources	Deferred Inflows of Resources
Difference between expected and actual experience		
PERS	\$ 380,610	\$ 171,434
MPERS		247,013
FRS	52,130	328,042
Firemen Pension		266,810
Net difference between projected and actual earnings on pension plan investment		
PERS		7,100,996
MPERS		3,745,041
FRS		2,216,819
Changes in proportionate share of contributions		
PERS	14,945	16,150
MPERS	1,377,188	270,460
FRS		492,813
Change in assumptions		
PERS	1,026,624	
MPERS	888,251	228,797
FRS	791,566	
Contributions subsequent to the measurement date		
PERS	1,990,676	
MPERS	706,712	
FRS	431,044	
	\$ 7,659,746	\$ 15,084,375

The Parish reported \$3,128,432 as deferred outflows of resources related to pensions resulting from the Parish's contributions subsequent to the measurement date and will be recognized as a reduction of the net pension liability in the year ending December 31, 2022. Other amounts reported as deferred outflows of resources and deferred inflows of resources related to pension will be recognized in pension expense as follows:

Note 19 - PENSION PLANS (Continued)

e) Combined Balances (continued)

For the year ending December 31st,	AMOUNT				TOTALS
	PERS	MPERS	FRS	FERS	
2022	\$ (1,794,894)	\$ (433,935)	\$ (530,057)	\$ (53,362)	\$ (2,812,248)
2023	(479,218)	(277,454)	(489,206)	(53,362)	(1,299,240)
2024	(2,401,127)	(268,797)	(562,948)	(53,362)	(3,286,234)
2025	(1,191,162)	(1,245,686)	(682,865)	(53,362)	(3,173,075)
2026			42,725	(53,362)	(10,637)
2027			28,373		28,373
	<u>\$ (5,866,401)</u>	<u>\$ (2,225,872)</u>	<u>\$ (2,193,978)</u>	<u>\$ (266,810)</u>	<u>\$ (10,553,061)</u>

Note 20 - LANDFILL CLOSURE AND POSTCLOSURE CARE COST

As required by the Louisiana Department of Environmental Quality (LDEQ), the Ashland Sanitary Landfill ceased accepting solid waste on July 31, 1999. On August 2, 1999, the Parish's Ashland Solid Waste Pickup Station commenced operations and all solid waste has since been transported to landfills located outside of Terrebonne Parish. State and federal laws and regulations governing the closure of the Ashland Sanitary Landfill required the Parish to place a final cover and to perform certain maintenance and monitoring functions at the site for thirty years post-closure.

On December 31, 2021, the Parish reports that the Ashland Landfill Solid Waste Disposal Facility was closed on November 4, 2003 in accordance with the Louisiana Administrative Code, Title 33, Part VII. During an inspection performed on May 30, 2003, Louisiana Department of Environmental Quality representatives noted that the final cover was in place and vegetation had been established in all areas. Certification of final closure was approved by the Department of Environmental Quality on July 14, 2004. An inspection of the groundwater monitoring system on October 18, 2004, indicated that the facility is in compliance with the post-closure requirements established by the facility's approved permit. The Parish reports this closure and post-closure care costs as a liability in the Sanitation Maintenance Fund. The \$640,406 (\$71,116 and \$568,930, due within one year and due after one year, respectively), reported as landfill closure and post-closure care liability on December 31, 2021, represents the total estimated remaining cost of closure and post-closure and post-closure care.

These amounts are based on the present-value cost to perform all closure and post-closure care including costs associated with the LDEQ extension. Actual cost may be higher due to inflation, changes in technology or changes in regulations. The Parish expects that future inflation costs will be paid from interest earnings on these funds. However, if interest earnings are inadequate or additional post-closure care requirements are determined (due to changes in technology or applicable laws or regulations, for example), these costs may need to be covered by future tax revenue.

The landfill recognized \$71,310 in current expenditures which is included in the operating statement captioned repairs and maintenance, other services and charges, and supplies and materials, while recognizing amortization amounting to \$71,116 of the long-term liability.

Note 21 - ON-BEHALF PAYMENTS FOR SUPPLEMENTAL PAY

The Parish recognizes as revenues and expenditures salary supplements, which includes the fire, police and Marshal that the State of Louisiana has paid directly to the Parish's employees. As of December 31, 2021, the total on-behalf payments made amounted to \$718,585.

Note 22 - COMMITMENTS AND CONTINGENCIES

The Parish received funding under grants from various federal and state governmental agencies. The agency grants specify the purpose for which the grant monies are to be used; the grants are subject to audit by the granting agency or its representative. Any costs that would be disallowed would be recognized in the period agreed upon by the grantor agency and management. In management’s opinion, there are no significant contingent liabilities relating to compliance with the rules and regulations governing federal and state grants.

The Parish received funding approval in August 2003 from the Federal Emergency Management Agency (FEMA), through the State of Louisiana, HMGP 1437-109-0001, totaling \$18.2 million (\$13.7 million federal, \$4.5 million applicant). The grant was used to elevate or buy-out substantially damaged homes following 2002 Storms Isidore and Lilli. In 2005 the State notified the Parish that 3rd party consulting and management fees of approximately \$1,909,000 were under review for allowability. On August 13, 2010, the State released a partial payment of \$820,294. A portion of the \$1,089,000 remaining balance, \$849,236, represents questioned project management fees. On May 18, 2012, the Section Chief, State Hazard Mitigation Officer for the Disaster Recovery Section, Governor’s Office of Homeland Security and Emergency Preparedness provided their “Cost Analysis: Determination of Cost Reasonableness” documents they had submitted to the FEMA Region 6 (Federal Agency). The State has supported the Parish’s request for reimbursement of these management fees in prior years, however since collection has not been made during 2021, the Parish has doubts about the collectability. Therefore, an allowance for doubtful accounts has been set up in the General Fund to fully reserve the receivable from the state.

The Parish is a defendant in several lawsuits. While it is not feasible to predict or determine the outcome of these matters, it is the opinion of management that the ultimate outcome will not have a material adverse effect on the financial position of the Parish. Accordingly, no obligation for claims in excess of previously described insurance limits has been recognized by the Parish in the financial statements.

Note 23 – STATE OF LOUISIANA TAX ABATEMENT

Parish property tax revenues for the year ended December 31, 2021 were reduced by \$1,073,725 under the Louisiana Industrial Ad Valorem Tax Exemption Program which were entered into by the State of Louisiana.

Note 24 – AMERICAN RESCUE PLAN ACT

During the year ended December 31, 2021, the American Rescue Plan Act of 2021 (ARPA) took effect which established Coronavirus State and Local Fiscal Recovery Funds (Fund). The Fund is administered by the U.S. Department of Treasury and provides assistance in the form of direct payments for specified use. Payments from the Fund can be used to support public health emergency with respect to Covid-19, address negative economic impacts caused by the public health emergency, replace lost public sector revenue, provide premium pay for essential workers, and invest in water, sewer, and broadband infrastructure. The Parish was allotted \$44.81 million (\$23.35 million for City of Houma and \$21.46 million for the Parish). As of December 31, 2021, the Parish has received \$22,401,879. The following breakdown details the use of the funds as of December 31, 2021:

Payments to beneficiaries	\$ 1,143,995
COVID-19 expenditures	906,517
Various flood control projects	4,092,000
Various infrastructure projects	2,722,501
Loss revenue replacement	8,190,181
Budgeted position replacement	467,583
	<u>\$ 17,522,777</u>

Note 25 – HURRICANE IDA

On August 29, 2021, Hurricane Ida made landfall in Southeast Louisiana causing widespread damage. The Parish sustained significant wind damage to various buildings, infrastructure, and equipment. The Parish has an insurance policy and is also receiving funds from Federal Emergency Management Agency (FEMA) for disaster recovery. As of June 29, 2022, the extent of the costs of repairs and/or construction to the Parish property is unknown as are the total amounts to be received from insurance recoveries. It is management's conclusion that the results of tests for impairment losses would be immaterial to the financial statements for the year ended December 31, 2021.

Note 26 – SUBSEQUENT EVENT NOTES

Management evaluated events occurring subsequent to the date of the financial statements in determining the accounting for and disclosure of transactions and events that effect the financial statements. Subsequent events have been evaluated through June 29, 2022, which is the date the financial statements were available to be issued.

On February 24, 2022, the Parish issued \$50,000,000 of Taxable Hurricane Recovery Revenue Bonds, Series 2022. The purpose of the bonds is for paying any costs associated with debris removal or the demolition, rehabilitation, repair, reconstruction, renovations, restoration and improvement of the Parish's facilities resulting from or related to Hurricane Ida. The interest on the bonds is 3.02%. The bonds are secured by and payable as to principal and interest from an irrevocable pledge and dedication of reimbursements from private insurance and FEMA. The bonds are payable through March 1, 2032.

On January 3, 2022 Terrebonne Parish Recreation District No. 2/3 received an allocation from the Parish related to the Louisiana Water and Conservation Fund.

In response to Hurricane Ida, Terrebonne Levee and Conservation District issued \$26,495,000 of Hurricane Recovery Revenue Bonds, Series 2022 on March 28, 2022.

REQUIRED SUPPLEMENTARY INFORMATION

**SCHEDULE OF CHANGES IN PARISH
OPEB LIABILITY AND RELATED RATIOS**
Terrebonne Parish Consolidated Government

For the year ended December 31, 2021

	<u>2021</u>	<u>2020</u>	<u>2019</u>	<u>2018</u>
Total OPEB Liability				
Service Cost	\$ 1,640,967	\$ 2,083,107	\$ 1,318,830	\$ 3,038,247
Interest	1,420,678	2,401,037	1,797,715	4,427,015
Difference between expected and actual experience	(206,035)	(10,522,920)	2,640,718	(656,581)
Changes in assumptions or other inputs	788,396	(7,623,675)	15,745,476	(4,581,081)
Changes of benefit terms				(66,366,938)
Changes in proportionate shares	(133,939)	1,184,064	(538,545)	
Benefit Payments	<u>(2,043,907)</u>	<u>(1,175,940)</u>	<u>(2,141,985)</u>	<u>(1,841,618)</u>
Net Change in Total OPEB Liability	1,466,160	(13,654,327)	18,822,209	(65,980,956)
Total OPEB Liability, beginning of year	<u>70,816,156</u>	<u>84,470,483</u>	<u>65,648,274</u>	<u>131,629,230</u>
Total OPEB Liability, end of year	<u>\$ 72,282,316</u>	<u>\$ 70,816,156</u>	<u>\$ 84,470,483</u>	<u>\$ 65,648,274</u>
Covered employee payroll	<u>\$ 47,892,169</u>	<u>\$ 46,497,251</u>	<u>\$ 47,553,913</u>	<u>\$ 33,571,094</u>
Total OPEB liability as a percentage of covered payroll	<u>150.93%</u>	<u>152.30%</u>	<u>177.63%</u>	<u>195.50%</u>

Notes to Schedule:

Changes of Benefit Terms:

Effective January 1, 2019, a Medicare Advantage plan was introduced as an option for eligible retirees.

Changes of assumptions and other inputs reflected the effects of changes in the discounts rate each period:

1.84%	2.00%	2.75%	3.71%
-------	-------	-------	-------

The schedule is provided beginning with the Parish's year ended December 31, 2018 and is intended to show a ten year trend. Additional years will be reported as they become available.

**SCHEDULE OF PARISH'S PROPORTIONATE
SHARE OF THE NET PENSION LIABILITY (ASSET)**

Terrebonne Parish Consolidated Government Parochial Employee's Retirement System					
	<u>December 31, 2021</u>	<u>December 31, 2020</u>	<u>December 31, 2019</u>	<u>December 31, 2018</u>	
Parish's proportion of the net pension liability	23.37%	23.06%	23.38%	23.85%	
Parish's proportionate share of the net pension liability (asset)	\$ (6,169,658)	\$ (1,668,561)	\$ 6,316,275	\$ (3,000,999)	
Parish's covered payroll	\$ 26,787,081	\$ 25,519,648	\$ 24,444,250	\$ 24,244,390	
Parish's proportionate share of the net pension liability (asset) as a percentage of its covered payroll	(23.03%)	(6.54%)	25.84 %	(12.38%)	
Plan fiduciary net pension as a percentage of the total pension liability (asset)	106.76%	102.05%	91.93%	104.02%	
	<u>December 31, 2017</u>	<u>December 31, 2016</u>	<u>December 31, 2015</u>		
Parish's proportion of the net pension liability	24.55%	24.76%	24.56%		
Parish's proportionate share of the net pension liability (asset)	\$ 3,189,642	\$ 4,425,553	\$ 1,914,773		
Parish's covered payroll	\$ 24,450,445	\$ 23,764,891	\$ 21,933,095		
Parish's proportionate share of the net pension liability (asset) as a percentage of its covered payroll	13.05%	18.62%	8.73%		
Plan fiduciary net pension as a percentage of the total pension liability (asset)	94.15%	93.48%	99.15%		

The schedule is provided beginning with the Parish's year ended December 31, 2015 and it intended to show a ten year trend. Additional years will be reported as they become available.

**SCHEDULE OF PARISH'S PROPORTIONATE
SHARE OF THE NET PENSION LIABILITY**

Terrebonne Parish Consolidated Government
Municipal Police Employee's Retirement System

	<u>December 31, 2021</u>	<u>December 31, 2020</u>	<u>December 31, 2019</u>	<u>December 31, 2018</u>
Parish's proportion of the net pension liability	1.50%	1.29%	1.29%	1.42%
Parish's proportionate share of the net pension liability	\$ 8,020,714	\$ 11,911,460	\$ 11,749,953	\$ 12,008,503
Parish's covered payroll	\$ 4,167,894	\$ 3,981,074	\$ 4,000,139	\$ 4,156,332
Parish's proportionate share of the net pension liability as a percentage of its covered payroll	192.44 %	299.20 %	293.74 %	288.92%
Plan fiduciary net pension as a percentage of the total pension liability	84.09%	70.94%	71.01%	71.89%
	<u>December 31, 2017</u>	<u>December 31, 2016</u>	<u>December 31, 2015</u>	
Parish's proportion of the net pension liability	1.39%	1.44%	1.48%	
Parish's proportionate share of the net pension liability	\$ 12,123,345	\$ 13,462,515	\$ 11,912,447	
Parish's covered payroll	\$ 4,135,276	\$ 4,014,287	\$ 3,946,666	
Parish's proportionate share of the net pension liability as a percentage of its covered payroll	293.17%	335.37%	301.84%	
Plan fiduciary net pension as a percentage of the total pension liability	70.08%	66.04%	70.73%	

The schedule is provided beginning with the Parish's year ended December 31, 2015 and is intended to show a ten year tr years will be reported as they become available.

**SCHEDULE OF PARISH'S PROPORTIONATE
SHARE OF THE NET PENSION LIABILITY**

Terrebonne Parish Consolidated Government
Firefighters' Retirement System

	<u>December 31, 2021</u>	<u>December 31, 2020</u>	<u>December 31, 2019</u>	<u>December 31, 2018</u>
Parish's proportion of the net pension liability	1.03%	1.06%	1.06%	1.09%
Parish's proportionate share of the net pension liability	\$ 3,652,942	\$ 7,339,672	\$ 6,656,861	\$ 6,285,508
Parish's covered payroll	\$ 2,585,497	\$ 2,635,235	\$ 2,525,567	\$ 2,615,205
Parish's proportionate share of the net pension liability as a percentage of its covered payroll	141.29 %	278.52 %	263.58 %	240.34%
Plan fiduciary net pension as a percentage of the total pension liability	86.78%	72.61%	73.96%	74.76%
	<u>December 31, 2017</u>	<u>December 31, 2016</u>	<u>December 31, 2015</u>	
Parish's proportion of the net pension liability	1.13%	1.19%	1.28%	
Parish's proportionate share of the net pension liability	\$ 6,501,132	\$ 7,803,521	\$ 6,948,270	
Parish's covered payroll	\$ 2,648,983	\$ 2,690,029	\$ 2,711,805	
Parish's proportionate share of the net pension liability as a percentage of its covered payroll	245.42%	290.09%	256.22%	
Plan fiduciary net pension as a percentage of the total pension liability	73.55%	68.16%	72.45%	

The schedule is provided beginning with the Parish's year ended December 31, 2015 and is intended to show a ten year trend. Additional years will be reported as they become available.

SCHEDULE OF PARISH CONTRIBUTIONSTerrebonne Parish Consolidated Government
Parochial Employee's Retirement System

	<u>December 31, 2021</u>	<u>December 31, 2020</u>	<u>December 31, 2019</u>	<u>December 31, 2018</u>
Contractually required contributions	\$ 1,990,676	\$ 2,009,031	\$ 1,913,974	\$ 1,833,319
Contributions in relation to the contractually required contribution	(1,990,676)	(2,009,031)	(1,913,974)	(1,833,319)
Contribution deficiency (excess)	<u>\$ -</u>	<u>\$ -</u>	<u>\$ -</u>	<u>\$ -</u>
Parish's covered payroll	<u>\$ 26,542,340</u>	<u>\$ 26,787,081</u>	<u>\$ 25,519,650</u>	<u>\$ 24,444,250</u>
Contributions as a percentage of covered payroll	7.50%	7.50%	7.50%	7.50%
	<u>December 31, 2017</u>	<u>December 31, 2016</u>	<u>December 31, 2015</u>	
Contractually required contributions	\$ 1,939,551	\$ 1,956,036	\$ 2,138,840	
Contributions in relation to the contractually required contribution	(1,939,551)	(1,956,036)	(2,138,840)	
Contribution deficiency (excess)	<u>\$ -</u>	<u>\$ -</u>	<u>\$ -</u>	
Parish's covered payroll	<u>\$ 24,244,391</u>	<u>\$ 24,450,445</u>	<u>\$ 23,764,891</u>	
Contributions as a percentage of covered payroll	8.00%	8.00%	9.00%	

The schedule is provided beginning with the Parish's year ended December 31, 2015 and is intended to show a ten year trend. Additional years will be reported as they become available.

SCHEDULE OF PARISH CONTRIBUTIONSTerrebonne Parish Consolidated Government
Municipal Police Employee's Retirement System

	<u>December 31, 2021</u>	<u>December 31, 2020</u>	<u>December 31, 2019</u>	<u>December 31, 2018</u>
Contractually required contributions	\$ 1,373,042	\$ 1,366,108	\$ 1,319,365	\$ 1,273,318
Contributions in relation to the contractually required contribution	(1,373,042)	(1,366,108)	(1,319,365)	(1,273,318)
Contribution deficiency (excess)	<u>\$ -</u>	<u>\$ -</u>	<u>\$ -</u>	<u>\$ -</u>
Parish's covered payroll	<u>\$ 4,349,809</u>	<u>\$ 4,119,047</u>	<u>\$ 4,075,121</u>	<u>\$ 4,044,256</u>
Contributions as a percentage of covered payroll	31.57%	33.17%	32.38%	31.48%
	<u>December 31, 2017</u>	<u>December 31, 2016</u>	<u>December 31, 2015</u>	
Contractually required contributions	\$ 1,316,198	\$ 1,274,410	\$ 1,203,041	
Contributions in relation to the contractually required contribution	(1,316,198)	(1,274,410)	(1,203,041)	
Contribution deficiency (excess)	<u>\$ -</u>	<u>\$ -</u>	<u>\$ -</u>	
Parish's covered payroll	<u>\$ 4,145,052</u>	<u>\$ 4,151,316</u>	<u>\$ 3,934,293</u>	
Contributions as a percentage of covered payroll	31.75%	30.70%	30.58%	

The schedule is provided beginning with the Parish's year ended December 31, 2015 and is intended to show a ten year trend. Additional years will be reported as they become available.

SCHEDULE OF PARISH CONTRIBUTIONS

Terrebonne Parish Consolidated Government
Firefighters' Retirement System

	<u>December 31, 2021</u>	<u>December 31, 2020</u>	<u>December 31, 2019</u>	<u>December 31, 2018</u>
Contractually required contributions	\$ 839,400	\$ 805,738	\$ 674,855	\$ 696,481
Contributions in relation to the contractually required contribution	(839,400)	(805,738)	(674,855)	(696,481)
Contribution deficiency (excess)	<u>\$ -</u>	<u>\$ -</u>	<u>\$ -</u>	<u>\$ -</u>
Parish's covered payroll	<u>\$ 2,543,387</u>	<u>\$ 2,689,624</u>	<u>\$ 2,486,955</u>	<u>\$ 2,628,230</u>
Contributions as a percentage of covered-payroll	33.00%	29.96%	27.14%	26.50%
	<u>December 31, 2017</u>	<u>December 31, 2016</u>	<u>December 31, 2015</u>	
Contractually required contributions	\$ 688,868	\$ 705,516	\$ 756,669	
Contributions in relation to the contractually required contribution	(688,868)	(705,516)	(756,669)	
Contribution deficiency (excess)	<u>\$ -</u>	<u>\$ -</u>	<u>\$ -</u>	
Parish's covered payroll	<u>\$ 2,591,665</u>	<u>\$ 2,687,970</u>	<u>\$ 2,709,971</u>	
Contributions as a percentage of covered payroll	26.58%	26.25%	27.92%	

The schedule is provided beginning with the Parish's year ended December 31, 2015 and is intended to show a ten year trend. Additional years will be reported as they become available.

**SCHEDULE OF CHANGES IN THE PARISH NET PENSION
LIABILITY AND RELATED RATIOS**

Terrebonne Parish Consolidated Government

Firemen's Pension and Relief Fund

	<u>December 31, 2021</u>	<u>December 31, 2020</u>	<u>December 31, 2019</u>	<u>December 31, 2018</u>
Total pension liability				
Interest	\$ 222,702	\$ 222,702	\$ 190,908	\$ 190,908
Difference between expected and actual	(266,810)	(266,810)	15,958	15,958
Benefit payments and transfers	(302,872)	(302,872)	(289,130)	(289,130)
	<u>(346,980)</u>	<u>(346,980)</u>	<u>(82,264)</u>	<u>(82,264)</u>
Total pension liability - beginning	<u>2,324,196</u>	<u>2,324,196</u>	<u>2,406,460</u>	<u>2,406,460</u>
Total pension liability - ending	<u>\$ 1,977,216</u>	<u>\$ 1,977,216</u>	<u>\$ 2,324,196</u>	<u>\$ 2,324,196</u>
Plan fiduciary net position				
Employer contributions	\$ 263,025	\$ 263,025	\$ 280,244	\$ 280,244
Net investment income	54,820	54,820	41,463	41,463
Benefit payments	(302,872)	(302,872)	(289,130)	(289,130)
Administrative expenses	(11,802)	(11,802)	(12,497)	(12,497)
Net change in plan fiduciary net position	<u>3,171</u>	<u>3,171</u>	<u>20,080</u>	<u>20,080</u>
Plan fiduciary net position - beginning	<u>1,857,146</u>	<u>1,857,146</u>	<u>1,837,066</u>	<u>1,837,066</u>
Plan fiduciary net position - ending	<u>\$ 1,860,317</u>	<u>\$ 1,860,317</u>	<u>\$ 1,857,146</u>	<u>\$ 1,857,146</u>
Parish net pension liability	<u>\$ 116,899</u>	<u>\$ 116,899</u>	<u>\$ 467,050</u>	<u>\$ 467,050</u>
Plan fiduciary net position as a percentage of the total pension liability	94.09%	94.09%	79.90%	79.90%
Covered payroll	-	-	-	-
Parish net pension liability as a percentage of covered payroll	0%	0%	0%	0%
	<u>December 31, 2017</u>	<u>December 31, 2016</u>	<u>December 31, 2015</u>	
Total pension liability				
Interest	\$ (115,341)	\$ (115,341)		
Difference between expected and actual	87,996	87,996		
Benefit payments and transfers	(142,924)	(142,924)		
	<u>(170,269)</u>	<u>(170,269)</u>		
Total pension liability - beginning	<u>2,576,729</u>	<u>2,576,729</u>	<u>2,576,729</u>	
Total pension liability - ending	<u>\$ 2,406,460</u>	<u>\$ 2,406,460</u>	<u>\$ 2,576,729</u>	
Plan fiduciary net position				
Employer contributions	\$ 136,262	\$ 136,262	\$ 135,441	
Net investment income	14,814	14,814	4,860	
Benefit payments	(142,924)	(142,924)	(149,568)	
Administrative expenses	(3,726)	(3,726)	(2,894)	
Net change in plan fiduciary net position	<u>4,426</u>	<u>4,426</u>	<u>(12,161)</u>	
Plan fiduciary net position - beginning	<u>1,832,640</u>	<u>1,832,640</u>	<u>1,844,801</u>	
Plan fiduciary net position - ending	<u>\$ 1,837,066</u>	<u>\$ 1,837,066</u>	<u>\$ 1,832,640</u>	
Parish net pension liability	<u>\$ 569,394</u>	<u>\$ 569,394</u>	<u>\$ 744,089</u>	
Plan fiduciary net position as a percentage of the total pension liability	76.34%	76.34%	71.12%	
Covered payroll	-	-	-	
Parish net pension liability as a percentage of covered payroll	0%	0%	0%	

The schedule is provided beginning with the Parish's year ended December 31, 2015 and is intended to show a ten year trend. Additional years will be reported as they become available.

SCHEDULE OF PARISH CONTRIBUTIONS

Terrebonne Parish Consolidated Government

Firemen's Pension and Relief Fund

	<u>December 31, 2021</u>	<u>December 31, 2020</u>	<u>December 31, 2019</u>	<u>December 31, 2018</u>
Actuarially determined contribution	\$ 7,604	\$ 7,604	\$ 30,382	\$ 30,382
Contributions in relation to the actuarially determined contributions	<u>131,309</u>	<u>131,579</u>	<u>131,446</u>	<u>132,947</u>
Contribution deficiency (excess)	<u>\$ (123,705)</u>	<u>\$ (123,975)</u>	<u>\$ (101,064)</u>	<u>\$ (102,565)</u>
Covered payroll	\$ -	\$ -	\$ -	\$ -
Contributions as a percentage of covered payroll	0%	0%	0%	0%
	<u>December 31, 2017</u>	<u>December 31, 2016</u>	<u>December 31, 2015</u>	
Actuarially determined contribution	\$ 37,039	\$ 37,039	\$ 48,404	
Contributions in relation to the actuarially determined contributions	<u>147,297</u>	<u>136,262</u>	<u>135,441</u>	
Contribution deficiency (excess)	<u>\$ (110,258)</u>	<u>\$ (99,223)</u>	<u>\$ (87,037)</u>	
Covered payroll	\$ -	\$ -	\$ -	
Contributions as a percentage of covered payroll	0%	0%	0%	

The schedule is provided beginning with the Parish's year ended December 31, 2015 and is intended to show a ten year trend. Additional years will be reported as they become available.

SUPPLEMENTARY INFORMATION SECTION

NONMAJOR GOVERNMENTAL FUNDS

Special Revenue Funds

Terrebonne Juvenile Detention Fund - Monies in this Fund are received from the proceeds of ad valorem taxes assessed by the Parish. Proceeds from these taxes shall be used to purchase, acquire, construct, reconstruct, rehabilitate, improve, repair, operate, lease as lessor or lessee, manage and administer or enter into contracts for the management, administration and operation of a Youth Center.

G.I.S. Mapping System Fund - Monies in this Fund are primarily from the proceeds of taxes assessed by the Parish. Proceeds from the taxes shall be used for the cost of the completion and implementation of the Terrebonne Geographical Information System map.

Parish Transportation Fund - Monies in this Fund are primarily from the State's Parish Transportation Revenue. Proceeds are used for operating, maintaining and constructing roads and bridges.

Sales Tax Capital Improvement Fund - This Fund accounts for the revenue from the ¼% Capital Improvement sales tax for the retirement of the Series 2020A Public Improvement Bonds. The ¼% Capital Improvement sales tax has an irrevocable pledge to the outstanding bonds. On a monthly basis a portion of the ¼% tax is transferred to the Debt Service Fund. Monies remaining in the Sales Tax Capital Improvement Fund after debt service requirements are met, may be used by the Parish for the purposes for which the "Capital Improvement Sales Tax" and the "Parish Sales Tax" were authorized.

Road District No. 6 Maintenance Fund - To accumulate funds to maintain the roads in Ward 6. Monies in the fund are primarily from the proceeds of ad valorem taxes assessed by the Parish.

Road Lighting District Maintenance Funds - Monies in these Funds are primarily from the proceeds of ad valorem taxes (in their respective Districts) assessed by the Parish. Proceeds from the taxes shall be used for the purpose of providing and maintaining electric lights on the streets, roads, highways, alleys and public places in said Districts.

Health Unit Fund - Monies in this Fund are received from the proceeds of ad valorem taxes assessed by the Parish. Proceeds from the tax shall be used for the purpose of operating and maintaining the Terrebonne Parish Health Unit.

Terrebonne ARC Fund - Monies in this Fund are primarily from the proceeds of ad valorem taxes assessed by the Parish. Proceeds from the tax shall be used for the purpose of operating, maintaining and constructing schools for people with intellectual and other developmental disabilities; and to administer to the health and educational requirements of trainable and below trainable people with intellectual and other developmental disabilities in the Parish.

Terrebonne Council on Aging Fund – Monies in this Fund are received from the proceeds of ad valorem taxes assessed by the Parish. Proceeds shall be used for operating, maintaining and constructing programs and facilities for senior and disabled citizens of the Parish.

Parishwide Recreation Fund - Monies in this Fund are primarily from the proceeds of ad valorem taxes assessed by the Parish. Proceeds from the tax will be used for the purpose of maintaining and operating recreation programs.

Mental Health Fund - Monies are primarily from the proceeds of ad valorem taxes assessed by the Parish. Proceeds from the tax shall be used for the purpose of operating and maintaining the Terrebonne Regional Mental Health Center.

Sports Park Fund - Monies are primarily from the proceeds of a 1% hotel/motel tax collected and shall be used for recreation and tourism infrastructure.

NONMAJOR GOVERNMENTAL FUNDS (Continued)

Special Revenue Funds (continued)

Criminal Court Fund - To account for deposited fines and forfeitures which, on motion by the district attorney and approval order of the senior district judge, is used for the following expenses: the criminal courts, petit jury, grand jury, witness fees, parish law library and other expenses related to the judges of the criminal courts and office of the district attorney. In addition, expenses in the trial of indigent persons charged with the commission of felonies.

Debt Service Fund

To account for the accumulation of resources for, and the payment of, general long-term debt principal and interest.

COMBINING BALANCE SHEET
NONMAJOR GOVERNMENTAL FUNDS

Terrebonne Parish Consolidated Government

December 31, 2021

	Special Revenue Funds					
	Terrebonne Juvenile Detention Fund	G.I.S. Mapping System Fund	Parish Transportation Fund	Sales Tax Capital Improvement Fund	Road District No. 6 Maintenance Fund	Road Lighting District Maintenance Funds
Assets						
Cash and cash equivalents	\$ 847,145	\$ 206,608	\$ 1,825,743	\$ 2,716,093	\$ 297,234	\$ 2,014,482
Investments				1,017,055		
Receivables (net, where applicable of allowances for uncollectible):						
Taxes	1,719,925				31,181	1,777,939
Accounts	11,396					367
Other						
Due from other funds	52,988		137,617			
Due from other governmental units	564,655		68,894	1,481,310	1,430	253,144
	<u>\$ 3,196,109</u>	<u>\$ 206,608</u>	<u>\$ 2,032,254</u>	<u>\$ 5,214,458</u>	<u>\$ 329,845</u>	<u>\$ 4,045,932</u>
Liabilities						
Accounts payable and accrued expenditures	\$ 125,831					\$ 209,820
Due to other funds	59,302			\$ 52,000	\$ 2,815	478,304
Due to other governmental units	16,092					
Liability for work completed on contracts						26,892
	<u>201,225</u>			<u>52,000</u>	<u>2,815</u>	<u>715,016</u>
Deferred inflows of resources						
Ad valorem	1,945,350				32,700	2,033,980
Special assessments						
	<u>1,945,350</u>				<u>32,700</u>	<u>2,033,980</u>
Fund Balances						
Restricted:						
Debt service						
Other special purposes		206,608	2,032,254		294,330	1,296,936
Committed:						
Other special purposes						
Assigned:						
Other special purposes	1,049,534			5,162,458		
	<u>1,049,534</u>	<u>206,608</u>	<u>2,032,254</u>	<u>5,162,458</u>	<u>294,330</u>	<u>1,296,936</u>
Total fund balances	<u>1,049,534</u>	<u>206,608</u>	<u>2,032,254</u>	<u>5,162,458</u>	<u>294,330</u>	<u>1,296,936</u>
Total liabilities, deferred inflows, and fund balances	<u>\$ 3,196,109</u>	<u>\$ 206,608</u>	<u>\$ 2,032,254</u>	<u>\$ 5,214,458</u>	<u>\$ 329,845</u>	<u>\$ 4,045,932</u>

Special Revenue Funds

Health Unit Fund	Terrebonne ARC Fund	Terrebonne Council on Aging Fund	Parishwide Recreation Fund	Mental Health Fund	Sports Park Fund	Criminal Court Fund	Debt Service Fund	Total
\$ 1,271,480 1,474,300	\$ 605,002	\$ 1,428,684 8,395,245	\$ 2,226,066	\$ 1,286,464	\$ 119,757	\$ 585,051	\$ 9,143,099 1,359,386	\$ 24,572,908 12,245,986
597,418	4,716,215	6,789,281	2,000,549 2,696	380,194 296		117	1,131,527 4,207	19,144,229 19,079
151		205	23,371		7,500	4,579	62,855	62,855
78,967	620,184	892,764	262,991	49,994	267,620	545,903	35,677 116,906	262,088 5,204,762
<u>\$ 3,422,316</u>	<u>\$ 5,941,401</u>	<u>\$ 17,506,179</u>	<u>\$ 4,515,673</u>	<u>\$ 1,716,948</u>	<u>\$ 394,877</u>	<u>\$ 1,135,650</u>	<u>\$ 11,853,657</u>	<u>\$ 61,511,907</u>
\$ 20,307 13,260 1,781	\$ 130,833	\$ 19,799	\$ 35,501 37,951 4,411	\$ 35,666 5,822	\$ 19,866 64,967 234	\$ 210,054 568,953 92,857	\$ 824 16,638	\$ 677,668 1,430,845 115,375 26,892
35,348	130,833	19,799	77,863	41,488	85,067	871,864	17,462	2,250,780
675,753	5,334,355	7,679,014	2,262,749	430,025			1,249,381 1,761	21,643,307 1,761
675,753	5,334,355	7,679,014	2,262,749	430,025			1,251,142	21,645,068
2,711,215	476,213	9,807,366	1,461,201 101,165	977,749	136,068		10,585,053	10,585,053 19,399,940
			612,695	267,686	173,742	263,786		7,529,901
2,711,215	476,213	9,807,366	2,175,061	1,245,435	309,810	263,786	10,585,053	37,616,059
<u>\$ 3,422,316</u>	<u>\$ 5,941,401</u>	<u>\$ 17,506,179</u>	<u>\$ 4,515,673</u>	<u>\$ 1,716,948</u>	<u>\$ 394,877</u>	<u>\$ 1,135,650</u>	<u>\$ 11,853,657</u>	<u>\$ 61,511,907</u>

COMBINING BALANCE SHEET
ROAD LIGHTING DISTRICT MAINTENANCE FUNDS

Terrebonne Parish Consolidated Government

December 31, 2021

	No. 1	No. 2	No. 3A	No. 4	No. 5
Assets					
Cash	\$ 454,988	\$ 667,072	\$ 167,161	\$ 142,730	\$ 104,927
Receivables (net, where applicable of allowances for uncollectible):					
Taxes	28,920	475,040	491,841	196,241	83,726
Accounts					
Due from other governmental units	3,648	53,626	57,704	12,447	7,456
Total assets	\$ 487,556	\$ 1,195,738	\$ 716,706	\$ 351,418	\$ 196,109
Liabilities					
Accounts payable and accrued expenditures	\$ 5,251	\$ 170,386	\$ 6,022	\$ 8,735	\$ 963
Due to other funds	9,130	15,180	134,598	80,937	55,476
Liability for work completed on contracts		26,892			
Total liabilities	14,381	212,458	140,620	89,672	56,439
Deferred inflows of resources					
Ad Valorem	32,330	528,492	549,400	208,564	91,010
Fund Balances					
Restricted:					
Special Revenue Fund	440,845	454,788	26,686	53,182	48,660
Total liabilities, deferred inflows, and fund balances	\$ 487,556	\$ 1,195,738	\$ 716,706	\$ 351,418	\$ 196,109

<u>No. 6</u>	<u>No. 7</u>	<u>No. 8</u>	<u>No. 9</u>	<u>No. 10</u>	<u>Total</u>
\$ 147,166	\$ 74,215	\$ 75,085	\$ 128,666	\$ 52,472	\$ 2,014,482
96,574	138,459	70,760	65,622	130,756	1,777,939
367					367
<u>3,957</u>	<u>26,051</u>	<u>17,604</u>	<u>13,553</u>	<u>57,098</u>	<u>253,144</u>
<u>\$ 248,064</u>	<u>\$ 238,725</u>	<u>\$ 163,449</u>	<u>\$ 207,841</u>	<u>\$ 240,326</u>	<u>\$ 4,045,932</u>
\$ 1,313	\$ 379	\$ 7,110	\$ 8,198	\$ 1,463	\$ 209,820
117,319	31,524	5,065	20,466	8,609	478,304
					26,892
<u>118,632</u>	<u>31,903</u>	<u>12,175</u>	<u>28,664</u>	<u>10,072</u>	<u>715,016</u>
<u>101,518</u>	<u>167,460</u>	<u>88,320</u>	<u>79,079</u>	<u>187,807</u>	<u>2,033,980</u>
<u>27,914</u>	<u>39,362</u>	<u>62,954</u>	<u>100,098</u>	<u>42,447</u>	<u>1,296,936</u>
<u>\$ 248,064</u>	<u>\$ 238,725</u>	<u>\$ 163,449</u>	<u>\$ 207,841</u>	<u>\$ 240,326</u>	<u>\$ 4,045,932</u>

COMBINING STATEMENT OF REVENUES, EXPENDITURES AND CHANGES IN FUND BALANCES
NONMAJOR GOVERNMENTAL FUNDS

Terrebonne Parish Consolidated Government

For the year ended December 31, 2021

	Special Revenue Funds						
	Terrebonne Juvenile Detention Fund	G.I.S. Mapping System Fund	Parish Transportation Fund	Sales Tax Capital Improvement Fund	Road District No. 6 Maintenance Fund	Road Lighting District Maintenance Funds	Health Unit Fund
Revenues							
Taxes	\$ 1,962,434			\$ 6,794,216	\$ 39,569	\$ 1,692,080	\$ 1,732,570
Intergovernmental	105,653	\$ 230,000	\$ 826,784		599	35,777	42,767
Charges for services	193,421						
Fines and forfeitures							
Miscellaneous	239		249	6,790	53	833	(11,890)
Total revenues	2,261,747	230,000	827,033	6,801,006	40,221	1,728,690	1,763,447
Expenditures							
Current:							
General government	101,761				1,794	88,637	89,857
Public safety	2,633,496						
Streets and drainage			1,264,458		2,896	2,046,994	
Health and welfare							622,561
Culture and recreation							
Debt service:							
Principal retirement							
Interest and fiscal charges							
Capital outlay	82,102					657,723	13,900
Total expenditures	2,817,359		1,264,458		4,690	2,793,354	726,318
Excess (deficiency) of revenues over expenditures	(555,612)	230,000	(437,425)	6,801,006	35,531	(1,064,664)	1,037,129
Other Financing Sources (Uses)							
Transfers in	1,458,851						
Transfers out	(350,000)	(230,000)		(5,176,664)		(40,000)	(200,000)
Total other financing sources (uses)	1,108,851	(230,000)		(5,176,664)		(40,000)	(200,000)
Net Change in Fund Balances	553,239		(437,425)	1,624,342	35,531	(1,104,664)	837,129
Fund Balances							
Beginning of year	496,295	206,608	2,469,679	3,538,116	258,799	2,401,600	1,874,086
End of year	\$ 1,049,534	\$ 206,608	\$ 2,032,254	\$ 5,162,458	\$ 294,330	\$ 1,296,936	\$ 2,711,215

Special Revenue Funds

Terrebonne ARC Fund	Terrebonne Council on Aging Fund	Parishwide Recreation Fund	Mental Health Fund	Sports Park Fund	Criminal Court Fund	Debt Service Fund	Total
\$ 5,437,221	\$ 1,898	\$ 2,129,167	\$ 438,749	\$ 421,321		\$ 1,566,390	\$ 22,215,615
134,225		52,556	10,820	207,023		1,678,917	3,325,121
		101,165			\$ 36,238		330,824
					2,415,899		2,415,899
10,122	(112,010)	13,001	121	490,207	53	21,792	419,560
<u>5,581,568</u>	<u>(110,112)</u>	<u>2,295,889</u>	<u>449,690</u>	<u>1,118,551</u>	<u>2,452,190</u>	<u>3,267,099</u>	<u>28,707,019</u>
282,012	(448)	110,421	22,734		5,127,155	81,218	5,905,141
							2,633,496
							3,314,348
5,450,000	2,012,246		258,588				8,343,395
		1,493,702		684,931			2,178,633
						6,525,000	6,525,000
						4,450,468	4,450,468
		30,626		15,177	2,828		802,356
<u>5,732,012</u>	<u>2,011,798</u>	<u>1,634,749</u>	<u>281,322</u>	<u>700,108</u>	<u>5,129,983</u>	<u>11,056,686</u>	<u>34,152,837</u>
(150,444)	(2,121,910)	661,140	168,368	418,443	(2,677,793)	(7,789,587)	(5,445,818)
				15,000	3,217,676	6,890,413	11,581,940
		(278,247)	(47,514)	(297,375)	(312,544)	(1,225,796)	(8,158,140)
		(278,247)	(47,514)	(282,375)	2,905,132	5,664,617	3,423,800
(150,444)	(2,121,910)	382,893	120,854	136,068	227,339	(2,124,970)	(2,022,018)
626,657	11,929,276	1,792,168	1,124,581	173,742	36,447	12,710,023	39,638,077
<u>\$ 476,213</u>	<u>\$ 9,807,366</u>	<u>\$ 2,175,061</u>	<u>\$ 1,245,435</u>	<u>309,810</u>	<u>263,786</u>	<u>\$ 10,585,053</u>	<u>\$ 37,616,059</u>

COMBINING STATEMENT OF REVENUES, EXPENDITURES AND CHANGES IN FUND BALANCES
ROAD LIGHTING DISTRICT MAINTENANCE FUNDS

Terrebonne Parish Consolidated Government

For the year ended December 31, 2021

	<u>No. 1</u>	<u>No. 2</u>	<u>No. 3A</u>	<u>No. 4</u>	<u>No. 5</u>
Revenues					
Taxes	\$ 72,218	\$ 618,997	\$ 229,569	\$ 161,514	\$ 69,286
Intergovernmental	2,437	10,151	5,807	2,748	3,558
Miscellaneous	156	83	209	65	48
	<u>74,811</u>	<u>629,231</u>	<u>235,585</u>	<u>164,327</u>	<u>72,892</u>
Expenditures					
Current:					
General government	3,851	31,410	10,687	7,927	(4,646)
Streets and drainage	299,640	220,100	546,478	186,932	103,428
Capital Outlay	5,046	595,023	15,628	12,200	9,402
	<u>308,537</u>	<u>846,533</u>	<u>572,793</u>	<u>207,059</u>	<u>108,184</u>
Excess (deficiency) of revenues over expenditures	<u>(233,726)</u>	<u>(217,302)</u>	<u>(337,208)</u>	<u>(42,732)</u>	<u>(35,292)</u>
Other Financing Sources (Uses)					
Transfers out		<u>(40,000)</u>			
Total other financing uses		<u>(40,000)</u>			
Net Change in Fund Balances	<u>(233,726)</u>	<u>(257,302)</u>	<u>(337,208)</u>	<u>(42,732)</u>	<u>(35,292)</u>
Fund Balances					
Beginning of year	<u>674,571</u>	<u>712,090</u>	<u>363,894</u>	<u>95,914</u>	<u>83,952</u>
End of year	<u>\$ 440,845</u>	<u>\$ 454,788</u>	<u>\$ 26,686</u>	<u>\$ 53,182</u>	<u>\$ 48,660</u>

No. 6	No. 7	No. 8	No. 9	No. 10	Total
\$ 72,363	\$ 42,806	\$ 144,233	\$ 84,360	\$ 196,734	\$ 1,692,080
1,095	1,200	2,080	3,092	3,609	35,777
69	100	20	59	24	833
<u>73,527</u>	<u>44,106</u>	<u>146,333</u>	<u>87,511</u>	<u>200,367</u>	<u>1,728,690</u>
3,279	5,954	9,024	6,866	14,285	88,637
151,429	180,605	91,609	106,958	159,815	2,046,994
13,270	7,154				657,723
<u>167,978</u>	<u>193,713</u>	<u>100,633</u>	<u>113,824</u>	<u>174,100</u>	<u>2,793,354</u>
<u>(94,451)</u>	<u>(149,607)</u>	<u>45,700</u>	<u>(26,313)</u>	<u>26,267</u>	<u>(1,064,664)</u>
					<u>(40,000)</u>
					<u>(40,000)</u>
<u>(94,451)</u>	<u>(149,607)</u>	<u>45,700</u>	<u>(26,313)</u>	<u>26,267</u>	<u>(1,104,664)</u>
<u>122,365</u>	<u>188,969</u>	<u>17,254</u>	<u>126,411</u>	<u>16,180</u>	<u>2,401,600</u>
<u>\$ 27,914</u>	<u>\$ 39,362</u>	<u>\$ 62,954</u>	<u>\$ 100,098</u>	<u>\$ 42,447</u>	<u>\$ 1,296,936</u>

**SCHEDULE OF REVENUES, EXPENDITURES AND CHANGES IN FUND BALANCES - BUDGET AND ACTUAL
TERREBONNE JUVENILE DETENTION FUND**

Terrebonne Parish Consolidated Government

For the year ended December 31, 2021

	Budgeted Amounts		Actual	Variance with Final Budget Positive (Negative)
	Original	Final		
Revenues				
Taxes:				
Ad Valorem	\$ 1,919,799	\$ 1,919,799	\$ 1,962,434	\$ 42,635
Intergovernmental:				
State of Louisiana:				
State revenue sharing	44,444	44,444	48,435	3,991
Louisiana Commission on Law Enforcement		57,218	57,218	
Charges for services	200,000	200,000	193,421	(6,579)
Miscellaneous:				
Investment earnings	4,500	4,500	239	(4,261)
Total revenues	2,168,743	2,225,961	2,261,747	35,786
Expenditures				
Current:				
General government:				
Ad valorem tax deductions	64,477	64,477	66,500	(2,023)
Ad valorem tax adjustment	36,734	36,734	35,261	1,473
Total general government	101,211	101,211	101,761	(550)
Public safety:				
Juvenile services:				
Personal services	2,387,709	2,419,373	2,087,241	332,132
Supplies and materials	113,800	113,800	105,391	8,409
Other services and charges	453,737	457,497	395,777	61,720
Repairs and maintenance	15,700	16,900	14,138	2,762
Allocated expenditures for services performed by other departments:				
Parish council	3,886	3,886	3,842	44
Council clerk	3,560	3,560	3,531	29
Legislative - other	3,061	3,061	3,683	(622)
Parish president	10,992	10,992	11,403	(411)
Finance	10,320	10,320	8,446	1,874
Customer service	77	77	44	33
Total public safety	3,002,842	3,039,466	2,633,496	405,970
Capital outlay		112,427	82,102	30,325
Total expenditures	3,104,053	3,253,104	2,817,359	435,745
Deficiency of revenues over expenditures	(935,310)	(1,027,143)	(555,612)	471,531
Other Financing Sources (Uses)				
Transfer in:				
General Fund	1,089,533	1,089,553	1,089,553	
Grant Fund		306,754	306,754	
Criminal Court Fund	62,544	62,544	62,544	
Transfer out:				
General Fund		(100,000)	(100,000)	
Criminal Court Fund	(250,000)	(250,000)	(250,000)	
Total other financing sources	902,077	1,108,851	1,108,851	
Net Change in Fund Balances	(33,233)	81,708	553,239	471,531
Fund Balance				
Beginning of year	442,475	496,295	496,295	
End of year	\$ 409,242	\$ 578,003	\$ 1,049,534	\$ 471,531

SCHEDULE OF REVENUES, EXPENDITURES AND CHANGES IN FUND BALANCES - BUDGET AND ACTUAL
G.I.S. MAPPING SYSTEM FUND

Terrebonne Parish Consolidated Government

For the year ended December 31, 2021

	Budgeted Amounts		Actual	Variance with Final Budget Positive (Negative)
	Original	Final		
Revenues				
Intergovernmental - parish revenue sharing	\$ 230,000	\$ 230,000	\$ 230,000	
Other Financing Uses				
Transfers out:				
Utilities Fund	(230,000)	(230,000)	(230,000)	
Net Change in Fund Balances				
Fund Balance				
Beginning of year	206,608	206,608	206,608	
End of year	\$ 206,608	\$ 206,608	\$ 206,608	\$

SCHEDULE OF REVENUES, EXPENDITURES AND CHANGES IN FUND BALANCES - BUDGET AND ACTUAL
PARISH TRANSPORTATION FUND

Terrebonne Parish Consolidated Government

For the year ended December 31, 2021

	Budgeted Amounts		Actual	Variance with Final Budget Positive (Negative)
	Original	Final		
Revenues				
Intergovernmental - state's parish transportation fund	\$ 600,000	\$ 600,000	\$ 826,784	\$ 226,784
Miscellaneous - investment earnings	5,000	5,000	249	(4,751)
Total revenues	<u>605,000</u>	<u>605,000</u>	<u>827,033</u>	<u>222,033</u>
Expenditures				
Current:				
Streets and drainage:				
Repairs and maintenance	<u>986,098</u>	<u>2,797,135</u>	<u>1,264,458</u>	<u>1,532,677</u>
Total streets and drainage	<u>986,098</u>	<u>2,797,135</u>	<u>1,264,458</u>	<u>1,532,677</u>
Net Change in Fund Balances	(381,098)	(2,192,135)	(437,425)	1,754,710
Fund Balance				
Beginning of year	<u>556,722</u>	<u>2,469,679</u>	<u>2,469,679</u>	
End of year	<u>\$ 175,624</u>	<u>\$ 277,544</u>	<u>\$ 2,032,254</u>	<u>\$ 1,754,710</u>

SCHEDULE OF REVENUES, EXPENDITURES AND CHANGES IN FUND BALANCES - BUDGET AND ACTUAL
SALES TAX CAPITAL IMPROVEMENT FUND

Terrebonne Parish Consolidated Government

For the year ended December 31, 2021

	Budgeted Amounts		Actual	Variance with Final Budget Positive (Negative)
	Original	Final		
Revenues				
Taxes - sales and use	\$ 5,587,158	\$ 5,587,158	\$ 6,794,216	\$ 1,207,058
Miscellaneous - investment earnings			6,790	6,790
Total revenues	<u>5,587,158</u>	<u>5,587,158</u>	<u>6,801,006</u>	<u>1,213,848</u>
Other Financing Uses				
Transfer out:				
Road and Bridge Fund		(100,000)	(100,000)	
Drainage Fund	(400,000)	(400,000)	(400,000)	
Debt Service Fund	(4,610,458)	(3,012,262)	(3,012,262)	
Capital Projects Fund	(804,299)	(1,664,402)	(1,664,402)	
Total other financing uses	<u>(5,814,757)</u>	<u>(5,176,664)</u>	<u>(5,176,664)</u>	
Net Change in Fund Balances	(227,599)	410,494	1,624,342	1,213,848
Fund Balance				
Beginning of year	<u>3,379,576</u>	<u>3,538,116</u>	<u>3,538,116</u>	
End of year	<u>\$ 3,151,977</u>	<u>\$ 3,948,610</u>	<u>\$ 5,162,458</u>	<u>\$ 1,213,848</u>

SCHEDULE OF REVENUES, EXPENDITURES AND CHANGES IN FUND BALANCES - BUDGET AND ACTUAL
ROAD DISTRICT NO. 6 MAINTENANCE FUND

Terrebonne Parish Consolidated Government

For the year ended December 31, 2021

	Budgeted Amounts		Actual	Variance with Final Budget Positive (Negative)
	Original	Final		
Revenues				
Taxes - ad valorem	\$ 40,668	\$ 40,668	\$ 39,569	\$ (1,099)
Intergovernmental - state revenue sharing	545	545	599	54
Miscellaneous - investment earnings	1,300	1,300	53	(1,247)
Total revenues	42,513	42,513	40,221	(2,292)
Expenditures				
Current:				
General government:				
Ad valorem tax deductions	1,354	1,354	1,334	20
Ad valorem tax adjustment	50	50	460	(410)
Total general government	1,404	1,404	1,794	(390)
Streets and drainage:				
Other services and charges	30,400	267,150	331	266,819
Allocated expenditures for services performed by other departments:				
Finance	195	195	2,565	(2,370)
Total streets and drainage	30,595	267,345	2,896	264,449
Total expenditures	31,999	268,749	4,690	264,059
Net change in Fund Balances	10,514	(226,236)	35,531	261,767
Fund Balance				
Beginning of year	26,707	258,799	258,799	
End of year	\$ 37,221	\$ 32,563	\$ 294,330	\$ 261,767

**SCHEDULE OF REVENUES, EXPENDITURES AND CHANGES IN FUND BALANCES - BUDGET AND ACTUAL
ROAD LIGHTING DISTRICT NO. 1 MAINTENANCE FUND**

Terrebonne Parish Consolidated Government

For the year ended December 31, 2021

	Budgeted Amounts		Actual	Variance with Final Budget Positive (Negative)
	Original	Final		
Revenues				
Taxes - ad valorem	\$ 92,361	\$ 72,361	\$ 72,218	\$ (143)
Intergovernmental - state revenue sharing	5,000	2,500	2,437	(63)
Miscellaneous - investment earnings	1,200	1,200	156	(1,044)
Total revenues	98,561	76,061	74,811	(1,250)
Expenditures				
Current:				
General government:				
Ad valorem tax deductions	3,157	3,157	2,458	699
Ad valorem tax adjustments	1,500	1,500	1,393	107
Total general government	4,657	4,657	3,851	806
Streets and drainage:				
Other services and charges	273,889	273,889	285,810	(11,921)
Repairs and maintenance	15,000	15,000	9,326	5,674
Allocated expenditures for services performed by other departments:				
Parish council	455	455	437	18
Council clerk	417	417	402	15
Legislative - other	359	359	419	(60)
Parish president	1,287	1,287	1,298	(11)
Finance	2,368	2,368	1,948	420
Total streets and drainage	293,775	293,775	299,640	(5,865)
Capital Outlay		20,000	5,046	14,954
Total expenditures	298,432	318,432	308,537	9,895
Net Change in Fund Balances	(199,871)	(242,371)	(233,726)	8,645
Fund Balance				
Beginning of year	660,767	674,571	674,571	
End of year	\$ 460,896	\$ 432,200	\$ 440,845	\$ 8,645

SCHEDULE OF REVENUES, EXPENDITURES AND CHANGES IN FUND BALANCES - BUDGET AND ACTUAL
ROAD LIGHTING DISTRICT NO. 2 MAINTENANCE FUND

Terrebonne Parish Consolidated Government

For the year ended December 31, 2021

	Budgeted Amounts		Actual	Variance with Final Budget Positive (Negative)
	Original	Final		
Revenues				
Taxes - ad valorem	\$ 599,353	\$ 599,353	\$ 618,997	\$ 19,644
Intergovernmental - state revenue sharing	5,000	5,000	10,151	5,151
Miscellaneous - investment earnings	1,500	1,500	83	(1,417)
Total revenues	605,853	605,853	629,231	23,378
Expenditures				
Current:				
General government:				
Ad valorem tax deductions	20,000	20,000	20,887	(887)
Ad valorem tax adjustment	5,000	5,000	10,523	(5,523)
Total general government	25,000	25,000	31,410	(6,410)
Streets and drainage:				
Other services and charges	197,431	197,431	191,169	6,262
Repairs and maintenance	25,000	25,000	18,920	6,080
Allocated expenditures for services performed by other departments:				
Parish council	560	560	1,156	(596)
Council clerk	513	513	1,062	(549)
Legislative - other	441	441	1,108	(667)
Parish president	1,585	1,585	3,430	(1,845)
Finance	1,750	1,750	3,255	(1,505)
Total streets and drainage	227,280	227,280	220,100	7,180
Capital Outlay		862,644	595,023	267,621
Total expenditures	252,280	1,114,924	846,533	268,391
Excess (deficiency) of revenues over expenditures	353,573	(509,071)	(217,302)	291,769
Other Financing Uses				
Transfer out:				
Capital Projects Fund		(40,000)	(40,000)	
Net Change in Fund Balances	353,573	(549,071)	(257,302)	291,769
Fund Balance				
Beginning of year	126,424	712,090	712,090	
End of year	\$ 479,997	\$ 163,019	\$ 454,788	\$ 291,769

**SCHEDULE OF REVENUES, EXPENDITURES AND CHANGES IN FUND BALANCES - BUDGET AND ACTUAL
ROAD LIGHTING DISTRICT NO. 3A MAINTENANCE FUND**

Terrebonne Parish Consolidated Government

For the year ended December 31, 2021

	Budgeted Amounts		Actual	Variance with Final Budget Positive (Negative)
	Original	Final		
Revenues				
Taxes - ad valorem	\$ 222,268	\$ 222,268	\$ 229,569	\$ 7,301
Intergovernmental - state revenue sharing	4,000	4,000	5,807	1,807
Miscellaneous - investment earnings	5,000	5,000	209	(4,791)
Total revenues	231,268	231,268	235,585	4,317
Expenditures				
Current:				
General government:				
Ad valorem tax deductions	7,675	7,675	7,779	(104)
Ad valorem tax adjustment	6,000	6,000	2,908	3,092
Total general government	13,675	13,675	10,687	2,988
Streets and drainage:				
Other services and charges	452,397	520,397	526,094	(5,697)
Repairs and maintenance	20,000	20,000	14,747	5,253
Allocated expenditures for services performed by other departments:				
Parish council	630	630	812	(182)
Council clerk	577	577	746	(169)
Legislative - other	496	496	779	(283)
Parish president	1,783	1,783	2,410	(627)
Finance	2,135	2,135	890	1,245
Total streets and drainage	478,018	546,018	546,478	(460)
Capital Outlay		15,000	15,628	(628)
Total expenditures	491,693	574,693	572,793	1,900
Net Change in Fund Balances	(260,425)	(343,425)	(337,208)	6,217
Fund Balance				
Beginning of year	357,507	363,894	363,894	
End of year	\$ 97,082	\$ 20,469	\$ 26,686	\$ 6,217

SCHEDULE OF REVENUES, EXPENDITURES AND CHANGES IN FUND BALANCES - BUDGET AND ACTUAL
ROAD LIGHTING DISTRICT NO. 4 MAINTENANCE FUND

Terrebonne Parish Consolidated Government

For the year ended December 31, 2021

	Budgeted Amounts		Actual	Variance with Final Budget Positive (Negative)
	Original	Final		
Revenues				
Taxes - ad valorem	\$ 169,532	\$ 161,532	\$ 161,514	\$ (18)
Intergovernmental - state revenue sharing	2,500	2,500	2,748	248
Miscellaneous - investment earnings	2,000	500	65	(435)
Total revenues	174,032	164,532	164,327	(205)
Expenditures				
Current:				
General government:				
Ad valorem tax deductions	5,550	5,550	5,447	103
Ad valorem tax adjustment	2,000	2,000	2,480	(480)
Total general government	7,550	7,550	7,927	(377)
Streets and drainage:				
Other services and charges	192,231	192,231	183,170	9,061
Repair and maintenance	2,500	2,500	875	1,625
Allocated expenditures for services performed by other departments:				
Parish council	280	280	281	(1)
Council clerk	257	257	258	(1)
Legislative - other	221	221	270	(49)
Parish president	792	792	834	(42)
Finance	1,311	1,311	1,244	67
Total streets and drainage	197,592	197,592	186,932	10,660
Capital Outlay		20,000	12,200	7,800
Total expenditures	205,142	225,142	207,059	18,083
Net Change in Fund Balances	(31,110)	(60,610)	(42,732)	17,878
Fund Balance				
Beginning of year	74,112	95,914	95,914	
End of year	\$ 43,002	\$ 35,304	\$ 53,182	\$ 17,878

SCHEDULE OF REVENUES, EXPENDITURES AND CHANGES IN FUND BALANCES - BUDGET AND ACTUAL
ROAD LIGHTING DISTRICT NO. 5 MAINTENANCE FUND

Terrebonne Parish Consolidated Government

For the year ended December 31, 2021

	Budgeted Amounts		Actual	Variance with Final Budget Positive (Negative)
	Original	Final		
Revenues				
Taxes - ad valorem	\$ 60,979	\$ 60,979	\$ 69,286	\$ 8,307
Intergovernmental - state revenue sharing	4,500	4,500	3,558	(942)
Miscellaneous - investment earnings	1,300	1,300	48	(1,252)
Total revenues	66,779	66,779	72,892	6,113
Expenditures				
Current:				
General government:				
Ad valorem tax deductions	2,167	2,167	2,388	(221)
Ad valorem tax adjustment	1,200	1,200	(7,034)	8,234
Total general government	3,367	3,367	(4,646)	8,013
Streets and drainage:				
Other services and charges	89,524	89,524	100,780	(11,256)
Repairs and maintenance	2,500	2,500	1,105	1,395
Allocated expenditures for services performed by other departments:				
Parish council	140	140	156	(16)
Council clerk	216	216	144	72
Legislative - other	110	110	150	(40)
Parish president	396	396	464	(68)
Finance	625	625	629	(4)
Total streets and drainage	93,511	93,511	103,428	(9,917)
Capital Outlay		20,000	9,402	10,598
Total expenditures	96,878	116,878	108,184	8,694
Net Change in Fund Balances	(30,099)	(50,099)	(35,292)	14,807
Fund Balance				
Beginning of year	62,739	83,952	83,952	
End of year	\$ 32,640	\$ 33,853	\$ 48,660	\$ 14,807

**SCHEDULE OF REVENUES, EXPENDITURES AND CHANGES IN FUND BALANCES - BUDGET AND ACTUAL
ROAD LIGHTING DISTRICT NO. 6 MAINTENANCE FUND**

Terrebonne Parish Consolidated Government

For the year ended December 31, 2021

	Budgeted Amounts		Actual	Variance with Final Budget Positive (Negative)
	Original	Final		
Revenues				
Taxes - ad valorem	\$ 74,127	\$ 72,627	\$ 72,363	\$ (264)
Intergovernmental - state revenue sharing	500	500	1,095	595
Miscellaneous - investment earnings	3,400	1,400	69	(1,331)
Total revenues	78,027	74,527	73,527	(1,000)
Expenditures				
Current:				
General government:				
Ad valorem tax deductions	2,495	2,495	2,441	54
Ad valorem tax adjustment	1,000	1,000	838	162
Total general government	3,495	3,495	3,279	216
Streets and drainage:				
Other services and charges	128,191	142,191	145,360	(3,169)
Repairs and maintenance	3,000	3,000	3,951	(951)
Allocated expenditures for services performed by other departments:				
Parish council	175	175	219	(44)
Council clerk	73	73	201	(128)
Legislative - other	138	138	210	(72)
Parish president	495	495	649	(154)
Finance	791	791	839	(48)
Total streets and drainage	132,863	146,863	151,429	(4,566)
Capital Outlay		20,000	13,270	6,730
Total expenditures	136,358	170,358	167,978	2,380
Net Change in Fund Balances	(58,331)	(95,831)	(94,451)	1,380
Fund Balance				
Beginning of year	103,808	122,365	122,365	
End of year	\$ 45,477	\$ 26,534	\$ 27,914	\$ 1,380

SCHEDULE OF REVENUES, EXPENDITURES AND CHANGES IN FUND BALANCES - BUDGET AND ACTUAL
ROAD LIGHTING DISTRICT NO. 7 MAINTENANCE FUND

Terrebonne Parish Consolidated Government

For the year ended December 31, 2021

	Budgeted Amounts		Actual	Variance with Final Budget Positive (Negative)
	Original	Final		
Revenues				
Taxes - ad valorem	\$ 43,887	\$ 42,866	\$ 42,806	\$ (60)
Intergovernmental - state revenue sharing	1,500	1,200	1,200	
Miscellaneous - investment earnings	5,000	1,500	100	(1,400)
Total revenues	50,387	45,566	44,106	(1,460)
Expenditures				
Current:				
General government:				
Ad valorem tax deductions	1,556	1,556	1,453	103
Ad valorem tax adjustment	3,000	3,000	4,501	(1,501)
Total general government	4,556	4,556	5,954	(1,398)
Streets and drainage:				
Other services and charges	155,465	175,465	177,471	(2,006)
Repairs and maintenance	3,000	3,000	569	2,431
Allocated expenditures for services performed by other departments:				
Parish council	210	210	250	(40)
Council clerk	192	192	230	(38)
Legislative - other	165	165	240	(75)
Parish president	594	594	742	(148)
Finance	1,286	1,286	1,103	183
Total streets and drainage	160,912	180,912	180,605	307
Capital Outlay		20,000	7,154	12,846
Total expenditures	165,468	205,468	193,713	11,755
Net Change in Fund Balances	(115,081)	(159,902)	(149,607)	10,295
Fund Balance				
Beginning of year	172,661	188,969	188,969	
End of year	\$ 57,580	\$ 29,067	\$ 39,362	\$ 10,295

**SCHEDULE OF REVENUES, EXPENDITURES AND CHANGES IN FUND BALANCES - BUDGET AND ACTUAL
ROAD LIGHTING DISTRICT NO. 8 MAINTENANCE FUND**

Terrebonne Parish Consolidated Government

For the year ended December 31, 2021

	Budgeted Amounts		Actual	Variance with Final Budget Positive (Negative)
	Original	Final		
Revenues				
Taxes - ad valorem	\$ 136,989	\$ 136,989	\$ 144,233	\$ 7,244
Intergovernmental - state revenue sharing	1,000	1,000	2,080	1,080
Miscellaneous - investment earnings	1,200	1,200	20	(1,180)
Total revenues	139,189	139,189	146,333	7,144
Expenditures				
Current:				
General government:				
Ad valorem tax deductions	4,444	4,444	4,854	(410)
Ad valorem tax adjustment	2,000	2,000	4,170	(2,170)
Total general government	6,444	6,444	9,024	(2,580)
Streets and drainage:				
Other services and charges	91,599	91,599	89,785	1,814
Repairs and maintenance	200	200		200
Allocated expenditures for services performed by other departments:				
Parish council	140	140	125	15
Council clerk	128	128	115	13
Legislative - other	110	110	120	(10)
Parish president	396	396	371	25
Finance	1,082	1,082	1,093	(11)
Total streets and drainage	93,655	93,655	91,609	2,046
Total expenditures	100,099	100,099	100,633	(534)
Net Change in Fund Balances	39,090	39,090	45,700	6,610
Fund Balance				
Beginning of year	14,650	17,254	17,254	
End of year	\$ 53,740	\$ 56,344	\$ 62,954	\$ 6,610

**SCHEDULE OF REVENUES, EXPENDITURES AND CHANGES IN FUND BALANCES - BUDGET AND ACTUAL
ROAD LIGHTING DISTRICT NO. 9 MAINTENANCE FUND**

Terrebonne Parish Consolidated Government

For the year ended December 31, 2021

	Budgeted Amounts		Actual	Variance with Final Budget Positive (Negative)
	Original	Final		
Revenues				
Taxes - ad valorem	\$ 85,092	\$ 85,092	\$ 84,360	\$ (732)
Intergovernmental - state revenue sharing	1,500	1,500	3,092	1,592
Miscellaneous - investment earnings	1,450	1,450	59	(1,391)
Total revenues	88,042	88,042	87,511	(531)
Expenditures				
Current:				
General government:				
Ad valorem tax deductions	2,882	2,882	2,876	6
Ad valorem tax adjustment	2,500	2,500	3,990	(1,490)
Total general government	5,382	5,382	6,866	(1,484)
Streets and drainage:				
Other services and charges	108,032	108,032	105,064	2,968
Repairs and maintenance	3,000	3,000		3,000
Allocated expenditures for services performed by other departments:				
Parish council	140	140	156	(16)
Council clerk	128	128	144	(16)
Legislative - other	110	110	150	(40)
Parish president	396	396	464	(68)
Finance	1,030	1,030	980	50
Total streets and drainage	112,836	112,836	106,958	5,878
Capital Outlay		20,000		20,000
Total expenditures	118,218	138,218	113,824	24,394
Net Change in Fund Balances	(30,176)	(50,176)	(26,313)	23,863
Fund Balance				
Beginning of year	101,614	126,411	126,411	
End of year	\$ 71,438	\$ 76,235	\$ 100,098	\$ 23,863

SCHEDULE OF REVENUES, EXPENDITURES AND CHANGES IN FUND BALANCES - BUDGET AND ACTUAL
ROAD LIGHTING DISTRICT NO. 10 MAINTENANCE FUND

Terrebonne Parish Consolidated Government

For the year ended December 31, 2021

	Budgeted Amounts		Actual	Variance with Final Budget Positive (Negative)
	Original	Final		
Revenues				
Taxes - ad valorem	\$ 208,121	\$ 196,601	\$ 196,734	\$ 133
Intergovernmental - state revenue sharing	2,500	2,500	3,609	1,109
Miscellaneous - investment earnings	2,250	2,250	24	(2,226)
Total revenues	212,871	201,351	200,367	(984)
Expenditures				
Current:				
General government:				
Ad valorem tax deductions	6,745	6,745	6,640	105
Ad valorem tax adjustment	1,000	1,000	7,645	(6,645)
Total general government	7,745	7,745	14,285	(6,540)
Streets and drainage:				
Other services and charges	184,923	184,923	157,545	27,378
Allocated expenditures for services performed by other departments:				
Parish council	280	280	219	61
Council clerk	257	257	201	56
Legislative - other	221	221	210	11
Parish president	792	792	649	143
Finance	1,148	1,148	991	157
Total streets and drainage	187,621	187,621	159,815	27,806
Capital Outlay		5,000		5,000
Total expenditures	195,366	200,366	174,100	26,266
Net Change in Fund Balances	17,505	985	26,267	25,282
Fund Balance				
Beginning of year	6,520	16,180	16,180	
End of year	<u>\$ 24,025</u>	<u>\$ 17,165</u>	<u>\$ 42,447</u>	<u>\$ 25,282</u>

SCHEDULE OF REVENUES, EXPENDITURES AND CHANGES IN FUND BALANCES - BUDGET AND ACTUAL
HEALTH UNIT FUND

Terrebonne Parish Consolidated Government

For the year ended December 31, 2021

	Budgeted Amounts		Actual	Variance with Final Budget Positive (Negative)
	Original	Final		
Revenues				
Taxes - ad valorem	\$ 1,695,462	\$ 1,695,462	\$ 1,732,570	\$ 37,108
Intergovernmental - state revenue sharing	37,895	37,895	42,767	4,872
Miscellaneous:				
Investment earnings (loss)	37,014	37,014	(11,890)	(48,904)
Total revenues	1,770,371	1,770,371	1,763,447	(6,924)
Expenditures				
Current:				
General government:				
Ad valorem tax deductions	56,359	56,359	58,718	(2,359)
Ad valorem tax adjustment	24,375	24,375	31,139	(6,764)
Total general government	80,734	80,734	89,857	(9,123)
Health and welfare:				
Personal services	350,188	340,274	205,772	134,502
Supplies and materials	3,450	3,450	1,952	1,498
Other services and charges	498,680	498,680	401,999	96,681
Repairs and maintenance	15,500	15,500	4,837	10,663
Allocated expenditures for services performed by other departments:				
Parish council	1,015	1,015	906	109
Council clerk	930	930	833	97
Legislative - other	800	800	868	(68)
Parish president	2,872	2,872	2,689	183
Finance	3,607	3,607	2,705	902
Total health and welfare	877,042	867,128	622,561	244,567
Capital Outlay		13,900	13,900	
Total expenditures	957,776	961,762	726,318	235,444
Excess of revenues over expenditures	812,595	808,609	1,037,129	228,520
Other Financing Sources Uses				
Transfers out:				
Capital Projects Fund		(200,000)	(200,000)	
Net Change in Fund Balances	812,595	608,609	837,129	228,520
Fund Balance				
Beginning of year	1,810,428	1,874,086	1,874,086	
End of year	\$ 2,623,023	\$ 2,482,695	\$ 2,711,215	\$ 228,520

SCHEDULE OF REVENUES, EXPENDITURES AND CHANGES IN FUND BALANCES - BUDGET AND ACTUAL
TERREBONNE ARC FUND

Terrebonne Parish Consolidated Government

For the year ended December 31, 2021

	Budgeted Amounts		Actual	Variance with Final Budget Positive (Negative)
	Original	Final		
Revenues				
Taxes - ad valorem	\$ 5,321,496	\$ 5,321,496	\$ 5,437,221	\$ 115,725
Intergovernmental - state revenue sharing	121,872	121,872	134,225	12,353
Miscellaneous - investment earnings	5,000	5,000	10,122	5,122
	<u>5,448,368</u>	<u>5,448,368</u>	<u>5,581,568</u>	<u>133,200</u>
Expenditures				
Current:				
General government:				
Ad valorem tax deductions	177,214	177,214	184,289	(7,075)
Ad valorem tax adjustment	90,000	90,000	97,723	(7,723)
Total general government	<u>267,214</u>	<u>267,214</u>	<u>282,012</u>	<u>(14,798)</u>
Health and welfare:				
Other services and charges	<u>5,450,000</u>	<u>5,450,000</u>	<u>5,450,000</u>	
Total expenditures	<u>5,717,214</u>	<u>5,717,214</u>	<u>5,732,012</u>	<u>(14,798)</u>
Net Change in Fund Balances	(268,846)	(268,846)	(150,444)	118,402
Fund Balance				
Beginning of year	<u>611,327</u>	<u>626,657</u>	<u>626,657</u>	
End of year	<u>\$ 342,481</u>	<u>\$ 357,811</u>	<u>\$ 476,213</u>	<u>\$ 118,402</u>

SCHEDULE OF REVENUES, EXPENDITURES AND CHANGES IN FUND BALANCES - BUDGET AND ACTUAL
TERREBONNE COUNCIL ON AGING

Terrebonne Parish Consolidated Government

For the year ended December 31, 2021

	Budgeted Amounts		Actual	Variance with Final Budget Positive (Negative)
	Original	Final		
Revenues				
Taxes - ad valorem			\$ 1,898	\$ 1,898
Miscellaneous - investment earnings (loss)	\$ 1,500	\$ 1,500	(112,010)	(113,510)
Total revenues	1,500	1,500	(110,112)	(111,612)
Expenditures				
Current:				
General government:				
Ad valorem tax adjustment			(448)	448
Total general government			(448)	448
Health and welfare:				
Other services and charges	150,000	2,197,564	2,012,246	185,318
Total expenditures	150,000	2,197,564	2,011,798	185,766
Net change in Fund Balances	(148,500)	(2,196,064)	(2,121,910)	74,154
Fund Balance				
Beginning of year	11,463,826	11,929,276	11,929,276	
End of year	\$ 11,315,326	\$ 9,733,212	\$ 9,807,366	\$ 74,154

SCHEDULE OF REVENUES, EXPENDITURES AND CHANGES IN FUND BALANCES - BUDGET AND ACTUAL
PARISHWIDE RECREATION FUND

Terrebonne Parish Consolidated Government

For the year ended December 31, 2021

	Budgeted Amounts		Actual	Variance with Final Budget Positive (Negative)
	Original	Final		
Revenues				
Taxes:				
Ad valorem	\$ 2,083,703	\$ 2,083,703	\$ 2,129,167	\$ 45,464
Intergovernmental:				
State revenue sharing	48,420	48,420	52,556	4,136
Charges for services	80,716	80,716	101,165	20,449
Miscellaneous:				
Investment earnings	5,000	5,000	6,216	1,216
Other	300	300	6,785	6,485
Total revenues	<u>2,218,139</u>	<u>2,218,139</u>	<u>2,295,889</u>	<u>77,750</u>
Expenditures				
Current:				
General government:				
Ad valorem tax deductions	69,450	69,450	72,159	(2,709)
Ad valorem tax adjustment	40,000	40,000	38,262	1,738
Total general government	<u>109,450</u>	<u>109,450</u>	<u>110,421</u>	<u>(971)</u>
Culture and recreation:				
Personal services	788,753	793,261	424,920	368,341
Supplies and materials	354,804	384,104	239,895	144,209
Other services and charges	962,188	1,033,188	803,682	229,506
Repairs and maintenance	8,600	8,600	1,433	7,167
Allocated expenditures for services performed by other departments:				
Parish council	2,381	2,381	2,124	257
Council clerk	2,181	2,181	1,952	229
Legislative - other	1,876	1,876	2,036	(160)
Parish president	6,734	6,734	6,304	430
Finance	11,980	11,980	7,692	4,288
Customer service	4,106	4,106	3,664	442
Total culture and recreation	<u>2,143,603</u>	<u>2,248,411</u>	<u>1,493,702</u>	<u>754,709</u>
Capital outlay		34,074	30,626	3,448
Total expenditures	<u>2,253,053</u>	<u>2,391,935</u>	<u>1,634,749</u>	<u>757,186</u>
Excess (deficiency) of revenues over expenditures	<u>(34,914)</u>	<u>(173,796)</u>	<u>661,140</u>	<u>834,936</u>
Other Financing Uses				
Transfers out:				
General Fund	(204,138)	(263,247)	(263,247)	
Sports Park Fund		(15,000)	(15,000)	
Total other financing uses	<u>(204,138)</u>	<u>(278,247)</u>	<u>(278,247)</u>	
Net Change in Fund Balances	<u>(239,052)</u>	<u>(452,043)</u>	<u>382,893</u>	<u>834,936</u>
Fund Balance				
Beginning of year	<u>1,338,137</u>	<u>1,792,168</u>	<u>1,792,168</u>	
End of year	<u>\$ 1,099,085</u>	<u>\$ 1,340,125</u>	<u>\$ 2,175,061</u>	<u>\$ 834,936</u>

**SCHEDULE OF REVENUES, EXPENDITURES AND CHANGES IN FUND BALANCES - BUDGET AND ACTUAL
MENTAL HEALTH FUND**

Terrebonne Parish Consolidated Government

For the year ended December 31, 2021

	Budgeted Amounts		Actual	Variance with Final Budget Positive (Negative)
	Original	Final		
Revenues				
Taxes - ad valorem	\$ 428,973	\$ 428,973	\$ 438,749	\$ 9,776
Intergovernmental - state revenue sharing	9,591	9,591	10,820	1,229
Miscellaneous - investment earnings			121	121
Total revenues	438,564	438,564	449,690	11,126
Expenditures				
Current:				
General government:				
Ad valorem tax deductions	14,259	14,259	14,856	(597)
Ad valorem tax adjustment	7,926	7,926	7,878	48
Total general government	22,185	22,185	22,734	(549)
Health and welfare:				
Other services and charges	318,975	318,975	254,580	64,395
Allocated expenditures for services performed by other departments:				
Parish council	420	420	375	45
Council clerk	385	385	345	40
Legislative - other	331	331	359	(28)
Parish president	1,188	1,188	1,113	75
Finance	1,882	1,882	1,816	66
Total health and welfare	323,181	323,181	258,588	64,593
Total expenditures	345,366	345,366	281,322	64,044
Excess of revenues over expenditures	93,198	93,198	168,368	75,170
Other Financing Uses				
Transfer out:				
Criminal Court Fund	(47,514)	(47,514)	(47,514)	
Net Change in Fund Balances	45,684	45,684	120,854	75,170
Fund Balance				
Beginning of year	1,085,462	1,124,581	1,124,581	
End of year	<u>\$ 1,131,146</u>	<u>\$ 1,170,265</u>	<u>\$ 1,245,435</u>	<u>\$ 75,170</u>

SCHEDULE OF REVENUES, EXPENDITURES AND CHANGES IN FUND BALANCES - BUDGET AND ACTUAL
SPORTS PARK FUND

Terrebonne Parish Consolidated Government

For the year ended December 31, 2021

	Budgeted Amounts		Actual	Variance with Final Budget Positive (Negative)
	Original	Final		
Revenues				
Taxes-Hotel/Motel	\$ 242,000	\$ 242,000	\$ 421,321	\$ 179,321
Intergovernmental - Land and Water Conservation		250,000	207,023	(42,977)
Miscellaneous - other		321,200	490,207	169,007
Total revenues	242,000	813,200	1,118,551	305,351
Expenditures				
Current:				
Culture and recreation:				
Personal services		336,033	223,853	112,180
Supplies and materials		47,020	52,043	(5,023)
Other services and charges		265,038	265,931	(893)
Repairs and maintenance		75,000	143,104	(68,104)
Total culture and recreation		723,091	684,931	38,160
Capital Outlay		15,000	15,177	(177)
Total expenditures		738,091	700,108	37,983
Excess of revenues over expenditures	242,000	75,109	418,443	343,334
Other Financing Sources (Uses)				
Transfers in:				
Parishwide Recreation Fund		15,000	15,000	
Transfers out:				
Debt Service Fund	(202,375)	(202,375)	(202,375)	
Capital Projects Fund		(95,000)	(95,000)	
Total other financing uses	(202,375)	(282,375)	(282,375)	
Net Change in Fund Balances	39,625	(207,266)	136,068	343,334
Fund Balance				
Beginning of year	72,930	173,742	173,742	
End of year	\$ 112,555	\$ (33,524)	\$ 309,810	\$ 343,334

**SCHEDULE OF REVENUES, EXPENDITURES AND CHANGES IN FUND BALANCES - BUDGET AND ACTUAL
CRIMINAL COURT FUND**

Terrebonne Parish Consolidated Government

For the year ended December 31, 2021

	Budgeted Amounts		Actual	Variance with Final Budget Positive (Negative)
	Original	Final		
Revenues				
Charges for services	\$ 25,000	\$ 25,000	\$ 36,238	\$ 11,238
Fines and forfeitures	2,507,500	2,507,500	2,415,899	(91,601)
Miscellaneous - other			53	53
Total revenues	2,532,500	2,532,500	2,452,190	(80,310)
Expenditures				
Current:				
General government:				
Judicial - Criminal Court:				
Personal services	3,055,679	3,170,823	3,278,926	(108,103)
Supplies and materials	111,500	111,500	102,197	9,303
Other services and charges	1,915,809	1,915,809	1,742,202	173,607
Repairs and maintenance	4,500	4,500	3,830	670
Total general government	5,087,488	5,202,632	5,127,155	75,477
Capital outlay		17,454	2,828	14,626
Total expenditures	5,087,488	5,220,086	5,129,983	90,103
Deficiency of revenues over expenditures	(2,554,988)	(2,687,586)	(2,677,793)	9,793
Other Financing Sources (uses)				
Transfer in:				
General Fund	2,305,018	2,305,018	2,305,018	
Grant Fund		615,144	615,144	
Terrebonne Juvenile Detention Fund	250,000	250,000	250,000	
Mental Health	47,514	47,514	47,514	
Transfer out:				
General Fund		(250,000)	(250,000)	
Terrebonne Juvenile Detention Fund	(62,544)	(62,544)	(62,544)	
Total other financing sources	2,539,988	2,905,132	2,905,132	
Net Change in Fund Balances	(15,000)	217,546	227,339	9,793
Fund Balance				
Beginning of year	35,000	36,447	36,447	
End of year	\$ 20,000	\$ 253,993	\$ 263,786	\$ 9,793



ENTERPRISE FUNDS

Utilities Fund - To account for electricity and gas services to the residents of the City of Houma and gas services to certain outlying areas of Terrebonne Parish. All activities necessary to provide such services are accounted for in the Fund, including, but not limited to, administration, operations, construction, maintenance, financing and related debt service, billing and collection.

Sewerage Fund - To account for all activities necessary to provide sewer services to Terrebonne Parish, including, but not limited to, operations, construction and maintenance charges.

Sanitation Maintenance Fund – To account for all activities necessary to provide and maintain garbage collection and disposal services, and closure costs of the Parish’s Ashland Landfill.

Civic Center Fund - To account for all activities necessary for the Houma – Terrebonne Civic Center, including, but not limited to, the administration, operations, maintenance and marketing.

SCHEDULE OF REVENUES, EXPENSES AND CHANGES IN FUND NET POSITION - BUDGET AND ACTUAL
UTILITIES FUND

Terrebonne Parish Consolidated Government

For the year ended December 31, 2021

	Budgeted Amounts		Actual	Variance with Final Budget Positive (Negative)
	Original	Final		
Operating Revenues				
Revenues from sales and service charges	\$ 38,570,474	\$ 38,570,474	\$ 39,645,428	\$ 1,074,954
Other operating revenues	511,315	511,315	447,531	(63,784)
Total operating revenue	<u>39,081,789</u>	<u>39,081,789</u>	<u>40,092,959</u>	<u>1,011,170</u>
Operating Expenses				
Personal services	3,876,768	3,861,768	3,409,212	452,556
Supplies and materials	429,104	429,104	298,560	130,544
Other services and charges	7,413,160	7,805,451	6,632,122	1,173,329
Energy purchases	23,378,121	23,378,121	27,990,791	(4,612,670)
Amortization			99,168	(99,168)
Depreciation	4,125,000	4,125,000	4,008,562	116,438
Total operating expenses	<u>39,222,153</u>	<u>39,599,444</u>	<u>42,438,415</u>	<u>(2,838,971)</u>
Operating loss	<u>(140,364)</u>	<u>(517,655)</u>	<u>(2,345,456)</u>	<u>(1,827,801)</u>
Non-Operating Revenues (Expenses)				
Investment earnings	5,000	5,000	930	(4,070)
Intergovernmental			(61,412)	(61,412)
Total non-operating revenues	<u>5,000</u>	<u>5,000</u>	<u>(60,482)</u>	<u>(65,482)</u>
Loss before transfers	<u>(135,364)</u>	<u>(512,655)</u>	<u>(2,405,938)</u>	<u>(1,893,283)</u>
Transfer From Other Funds				
Grant Fund		2,500,000	2,500,000	
G.I.S. Mapping System Funds	230,000	230,000	230,000	
Total transfers from other funds	<u>230,000</u>	<u>2,730,000</u>	<u>2,730,000</u>	
Transfer To Other Funds				
General Fund	<u>(3,969,246)</u>	<u>(3,969,246)</u>	<u>(3,969,246)</u>	
Change in Net Position	<u>(3,874,610)</u>	<u>(1,751,901)</u>	<u>(3,645,184)</u>	<u>(1,893,283)</u>
Net Position				
Beginning of the year	<u>58,897,536</u>	<u>56,310,205</u>	<u>56,310,205</u>	
End of year	<u>\$ 55,022,926</u>	<u>\$ 54,558,304</u>	<u>\$ 52,665,021</u>	<u>\$ (1,893,283)</u>

SCHEDULE OF REVENUES, EXPENSES AND CHANGES IN FUND NET POSITION - BUDGET AND ACTUAL
SEWERAGE FUND

Terrebonne Parish Consolidated Government

For the year ended December 31, 2021

	Budgeted Amounts		Actual	Variance with Final Budget Positive (Negative)
	Original	Final		
Operating Revenues				
Revenues from sales and service charges	\$ 7,370,000	\$ 7,370,000	\$ 7,276,245	\$ (93,755)
Other operating revenues	30,500	30,500	100,235	69,735
Total operating revenue	<u>7,400,500</u>	<u>7,400,500</u>	<u>7,376,480</u>	<u>(24,020)</u>
Operating Expenses				
Personal services	2,837,415	2,837,415	2,452,582	384,833
Supplies and materials	445,580	445,580	206,512	239,068
Other services and charges	2,911,395	2,911,395	2,369,480	541,915
Amortization			3,121,693	(3,121,693)
Depreciation	3,825,000	3,825,000	3,828,394	(3,394)
Total operating expenses	<u>10,019,390</u>	<u>10,019,390</u>	<u>11,978,661</u>	<u>(1,959,271)</u>
Operating loss	<u>(2,618,890)</u>	<u>(2,618,890)</u>	<u>(4,602,181)</u>	<u>(1,983,291)</u>
Non-Operating Revenues (Expenses)				
Investment earnings	500	500	11,528	11,028
Interest and fiscal charges	(133,457)	(133,457)	(163,087)	(29,630)
Total non-operating revenues (expenses)	<u>(132,957)</u>	<u>(132,957)</u>	<u>(151,559)</u>	<u>(18,602)</u>
Loss before transfers and capital contributions	<u>(2,751,847)</u>	<u>(2,751,847)</u>	<u>(4,753,740)</u>	<u>(2,001,893)</u>
Transfers From Other Funds				
Capital Projects Fund	75,000	75,000	329,897	254,897
Sanitation Maintenance Fund	1,984,609	1,984,609	1,984,609	
Debt Service Fund			184	184
Total transfers from other funds	<u>2,059,609</u>	<u>2,059,609</u>	<u>2,314,690</u>	<u>255,081</u>
Transfers To Other Funds				
Capital Projects Fund		(210,000)	(210,000)	
Capital Contribution			550,204	550,204
Change in Net Position	(692,238)	(902,238)	(2,098,846)	(1,196,608)
Net Position				
Beginning of the year	<u>82,508,407</u>	<u>79,241,166</u>	<u>79,241,166</u>	
End of year	<u>\$ 81,816,169</u>	<u>\$ 78,338,928</u>	<u>\$ 77,142,320</u>	<u>\$ (1,196,608)</u>

SCHEDULE OF REVENUES, EXPENSES AND CHANGES IN FUND NET POSITION- BUDGET AND ACTUAL
SANITATION MAINTENANCE FUND

Terrebonne Parish Consolidated Government

For the year ended December 31, 2021

	Budgeted Amounts		Actual	Variance with Final Budget Positive (Negative)
	Original	Final		
Operating Revenues				
Revenues from sales and service charges	\$ 7,755,280	\$ 7,755,280	\$ 9,195,850	\$ 1,440,570
Other operating revenues	250	21,292	89,558	68,266
Total operating revenues	<u>7,755,530</u>	<u>7,776,572</u>	<u>9,285,408</u>	<u>1,508,836</u>
Operating Expenses				
Personal services	2,170,472	2,171,472	1,798,622	372,850
Supplies and materials	378,274	541,284	446,073	95,211
Other services and charges	14,329,698	14,963,669	14,452,386	511,283
Depreciation	668,000	668,000	730,944	(62,944)
Total operating expenses	<u>17,546,444</u>	<u>18,344,425</u>	<u>17,428,025</u>	<u>916,400</u>
Operating loss	<u>(9,790,914)</u>	<u>(10,567,853)</u>	<u>(8,142,617)</u>	<u>2,425,236</u>
Non-Operating Revenues				
Investment earnings (loss)	100,000	100,000	(62,668)	(162,668)
Taxes-ad valorem	11,205,645	11,205,645	11,446,968	241,323
Intergovernmental	256,610	256,610	282,620	26,010
Total non-operating revenues	<u>11,562,255</u>	<u>11,562,255</u>	<u>11,666,920</u>	<u>104,665</u>
Income before transfers	<u>1,771,341</u>	<u>994,402</u>	<u>3,524,303</u>	<u>2,529,901</u>
Transfers From Other Funds				
Drainage Tax Fund	200,000	200,000	200,000	
Capital Projects Fund			1,210,197	1,210,197
Total transfers from other funds	<u>200,000</u>	<u>200,000</u>	<u>1,410,197</u>	<u>1,210,197</u>
Transfers To Other Funds				
General Fund	(1,395,323)	(1,395,323)	(1,395,323)	
Capital Projects Fund		(1,300,000)	(1,300,000)	
Sewerage Fund	(1,984,609)	(1,984,609)	(1,984,609)	
Total transfers to other funds	<u>(3,379,932)</u>	<u>(4,679,932)</u>	<u>(4,679,932)</u>	
Change in Net Position	<u>(1,408,591)</u>	<u>(3,485,530)</u>	<u>254,568</u>	<u>3,740,098</u>
Net Position				
Beginning of the year	<u>30,812,135</u>	<u>31,420,838</u>	<u>31,420,838</u>	
End of year	<u>\$ 29,403,544</u>	<u>\$ 27,935,308</u>	<u>\$ 31,675,406</u>	<u>\$ 3,740,098</u>

SCHEDULE OF REVENUES, EXPENSES AND CHANGES IN FUND NET POSITION - BUDGET AND ACTUAL
CIVIC CENTER FUND

Terrebonne Parish Consolidated Government

For the year ended December 31, 2021

	Budgeted Amounts		Actual	Variance with Final Budget Positive (Negative)
	Original	Final		
Operating Revenues				
Revenues from sales and service charges	\$ 598,508	\$ 598,508	\$ 260,097	\$ (338,411)
Other operating revenues	3,500	3,500	1,178	(2,322)
Total operating revenues	<u>602,008</u>	<u>602,008</u>	<u>261,275</u>	<u>(340,733)</u>
Operating Expenses				
Personal services	1,212,049	1,212,049	959,903	252,146
Supplies and materials	132,350	132,350	100,338	32,012
Other services and charges	638,651	638,651	547,542	91,109
Depreciation	479,548	479,548	485,709	(6,161)
Total operating expenses	<u>2,462,598</u>	<u>2,462,598</u>	<u>2,093,492</u>	<u>369,106</u>
Operating loss	<u>(1,860,590)</u>	<u>(1,860,590)</u>	<u>(1,832,217)</u>	<u>28,373</u>
Non-Operating Revenues				
Investment earnings	2,200	2,200	617	(1,583)
Taxes-Hotel/Motel	260,000	260,000	421,321	161,321
Intergovernmental			283,272	283,272
Total non-operating revenues	<u>262,200</u>	<u>262,200</u>	<u>705,210</u>	<u>443,010</u>
Loss before transfers	<u>(1,598,390)</u>	<u>(1,598,390)</u>	<u>(1,127,007)</u>	<u>471,383</u>
Transfers From Other Funds				
General Fund	<u>986,915</u>	<u>986,915</u>	<u>986,915</u>	
Change in Net Position	<u>(611,475)</u>	<u>(611,475)</u>	<u>(140,092)</u>	<u>471,383</u>
Net Position				
Beginning of the year	<u>7,821,616</u>	<u>7,944,741</u>	<u>7,944,741</u>	
End of year	<u>\$ 7,210,141</u>	<u>\$ 7,333,266</u>	<u>\$ 7,804,649</u>	<u>\$ 471,383</u>



INTERNAL SERVICE FUNDS

Insurance Control Fund - The Insurance Control Fund is maintained by the Parish to account for the Risk Management Department, including, but not limited to, liability administration, safety claims loss control, billing to the various funds and the payment of insurance premiums for general liability, automobile and workmen's compensation coverage. This fund is also used to account for the monies held in claims accounts for the self-insured portion of each claim in connection with the above coverage's.

Group Health Insurance Fund - The Group Health Insurance Fund is maintained by the Parish to account for benefits administration, billings to the various funds and payment of insurance premiums for group health and dental coverage.

Human Resources Fund - The Human Resources Fund is used to account for the personnel services offered to all divisions/departments of the Parish including but not limited to administration, training and unemployment claims.

Centralized Purchasing Fund - The Centralized Purchasing Fund is maintained by the Parish to account for the allocation of the cost of operating the Purchasing Department to various user funds.

Information Systems Fund - The Information Systems Fund is maintained by the Parish to account for the allocation of the cost of operating the Information Systems Department to various user funds.

Centralized Fleet Maintenance Fund - The Centralized Fleet Maintenance Fund is maintained by the Parish to account for the allocation of the cost of operating the Fleet Maintenance Department to various user funds.

**COMBINING STATEMENT OF FUND NET POSITION
INTERNAL SERVICE FUNDS**

Terrebonne Parish Consolidated Government

For the year ended December 31, 2021

	Insurance Control Fund	Group Health Insurance Fund	Human Resources Fund	Centralized Purchasing Fund	Information Systems Fund	Centralized Fleet Maintenance Fund	Total
ASSETS							
Current							
Cash and cash equivalents	\$ 7,004,388	\$ 4,902,612	\$ 197,852	\$ 299,444		\$ 157,499	\$ 12,561,795
Investments	3,106,984						3,106,984
Receivables	42,114	227,114	614	3,959	\$ 112		273,913
Due from other funds	9,668,961	4,208,863	1,042,728	1,104,670	1,373,829	916,079	18,315,130
Due from other governmental units	100,445	72,732	12,293	31,316	4,247		221,033
Inventories				3,177,287		124,422	3,301,709
Other current assets - prepaid insurance	972,998	1,262					974,260
Total current assets	20,895,890	9,412,583	1,253,487	4,616,676	1,378,188	1,198,000	38,754,824
Noncurrent assets							
Capital assets							
Miscellaneous equipment and buildings	104,775		295,875	889,381	1,944,492	448,367	3,682,890
Less accumulated depreciation	(79,309)		(294,295)	(623,069)	(1,721,442)	(433,897)	(3,152,012)
Net capital assets	25,466		1,580	266,312	223,050	14,470	530,878
Other							
Net pension asset	46,493		99,231	77,719	223,443	85,352	532,238
Total assets	20,967,849	9,412,583	1,354,298	4,960,707	1,824,681	1,297,822	39,817,940
Deferred outflow of resources							
Pensions	56,268		26,595	44,098	127,186	47,884	302,031
Other postemployment benefit obligations	34,009		74,172	313,953	260,164	327,477	1,009,775
Total deferred outflow of resources	90,277	-	100,767	358,051	387,350	375,361	1,311,806
Total assets and deferred outflows of resources	21,058,126	9,412,583	1,455,065	5,318,758	2,212,031	1,673,183	41,129,746
LIABILITIES							
Current							
Accounts payable and accrued expenses	15,769,768	920,349	30,415	246,259	75,727	55,277	17,097,795
Due to other funds	4,995,982	4,726,299	111,301	3,385,807	39,807	35,051	13,294,247
Due to other governmental units	5,319	350	27,201	33,899	11,534	5,231	83,534
Due to component units	3,462						3,462
Compensated absences payable	28,133		18,325	21,364	69,336	25,850	163,008
Total current liabilities	20,802,664	5,646,998	187,242	3,687,329	196,404	121,409	30,642,046
Noncurrent liabilities							
Compensated absences payable	47,305		11,395	23,091	64,469	31,883	178,143
Other postemployment benefit obligations	239,207		550,785	1,118,517	1,415,155	1,146,643	4,470,307
Total noncurrent liabilities	286,512		562,180	1,141,608	1,479,624	1,178,526	4,648,450
Total liabilities	21,089,176	5,646,998	749,422	4,828,937	1,676,028	1,299,935	35,290,496
Deferred inflow of resources							
Pensions	120,147		54,790	80,670	280,001	105,860	641,468
Other postemployment benefit obligations	176,404		106,051	233,677	319,448	240,603	1,076,183
Total Deferred Inflow as Resources	296,551		160,841	314,347	599,449	346,463	1,717,651
NET POSITION							
Net investment in capital asset Unrestricted	25,466 (353,067)	3,765,585	543,222	(90,838)	(286,496)	12,315	3,590,721
Total net position	\$ (327,601)	\$ 3,765,585	\$ 544,802	\$ 175,474	\$ (63,446)	\$ 26,785	\$ 4,121,599

COMBINING STATEMENT OF REVENUES, EXPENSES AND CHANGES IN FUND NET POSITION
INTERNAL SERVICE FUNDS

Terrebonne Parish Consolidated Government

For the year ended December 31, 2021

	Insurance Control Fund	Group Health Insurance Fund	Human Resources Fund	Centralized Purchasing Fund	Information Systems Fund	Centralized Fleet Maintenance Fund	Total
Operating Revenues							
Premiums	\$ 8,668,716	\$ 16,778,527					\$ 25,447,243
Revenues from service charges			\$ 642,939	\$ 887,462	\$ 2,157,555	\$ 1,181,706	4,869,662
Total operating revenues	8,668,716	16,778,527	642,939	887,462	2,157,555	1,181,706	30,316,905
Operating Expenses							
Insurance premiums	4,578,149	3,131,767					7,709,916
Claims	5,680,744	13,027,780					18,708,524
Personal services	651,462		249,720	548,523	1,395,426	620,281	3,465,412
Supplies and materials	20,055		4,310	13,217	32,648	66,907	137,137
Other services and charges	52,301	153,004	203,917	164,041	294,169	148,716	1,016,148
Repairs and maintenance				1,255	6,303	17,261	24,819
Depreciation	12,856		2,617	48,226	116,595	15,362	195,656
Allocated expenses - services performed: By other departments	245,579	289,799	96,915	10,004	20,590	13,029	675,916
Total operating expenses	11,241,146	16,602,350	557,479	785,266	1,865,731	881,556	31,933,528
Operating income (loss)	(2,572,430)	176,177	85,460	102,196	291,824	300,150	(1,616,623)
Non-Operating Revenues (Expenses)							
Investment earnings (loss)	(51,720)	26	56				(51,638)
Miscellaneous - other	258,503			(25,819)	831	19,623	253,138
Total non-operating revenues (expenses)	206,783	26	56	(25,819)	831	19,623	201,500
Transfers To Other Funds							
General Fund		(500,000)					(500,000)
Transfers From Other Funds							
Grant Fund				200,000			200,000
Change in Net Position	(2,365,647)	(323,797)	85,516	276,377	292,655	319,773	(1,715,123)
Net Position							
Beginning of year	2,038,046	4,089,382	459,286	(100,903)	(356,101)	(292,988)	5,836,722
End of year	\$ (327,601)	\$ 3,765,585	\$ 544,802	\$ 175,474	\$ (63,446)	\$ 26,785	\$ 4,121,599

**COMBINING STATEMENT OF CASH FLOWS
INTERNAL SERVICE FUNDS**

Terrebonne Parish Consolidated Government

For the year ended December 31, 2021

	Insurance Control Fund	Group Health Insurance Fund	Human Resources Fund	Centralized Purchasing Fund	Information Systems Fund	Centralized Fleet Maintenance Fund	Total
Cash Flows From Operating Activities							
Cash received from (payments to) interfund for services provided	\$ 8,678,777	\$ 16,807,023	\$ 642,782	\$ 885,826	\$ 2,164,282	\$ 1,181,706	\$ 30,360,396
Cash payments to suppliers	(8,645,078)	(17,468,678)	(263,460)	(788,937)	(487,757)	(222,769)	(27,876,679)
Cash payments to employees for services and benefits	(612,695)		(314,360)	(553,393)	(1,405,376)	(630,665)	(3,516,489)
Net cash provided by (used for) operating activities	(578,996)	(661,655)	64,962	(456,504)	271,149	328,272	(1,032,772)
Cash Flows from Noncapital Financing Activities							
Receipts (disbursements) of loans to other funds	1,490,794	415,128	(64,297)	779,473	(236,259)	(236,242)	2,148,597
Cash Flows from Capital and Related Financing Activities							
Acquisition and construction of capital assets	(4,813)			(23,525)	(35,721)	(19,627)	(83,686)
Proceeds from insurance and disposition of assets	258,503					19,623	278,126
Other financing activities					831		831
Net cash provided by (used for) capital and related financing activities	253,690			(23,525)	(34,890)	(4)	195,271
Cash Flows from Investing Activities							
Purchases of investments	(2,120,744)						(2,120,744)
Maturities of investments	1,120,628						1,120,628
Investment income (loss)	13,208	26	56				13,290
Net cash provided by (used for) investing activities	(986,908)	26	56				(986,826)
Net Increase (Decrease) in Cash and Cash Equivalents	178,580	(246,501)	721	299,444		92,026	324,270
Cash and Cash Equivalents							
Beginning of year	6,825,808	5,149,113	197,131			65,473	12,237,525
End of year	\$ 7,004,388	\$ 4,902,612	\$ 197,852	\$ 299,444	\$	\$ 157,499	\$ 12,561,795
Reconciliation of operating income (loss) to net cash provided by (used for) operating activities:							
Operating income (loss)	\$ (2,572,430)	\$ 176,177	\$ 85,460	\$ 102,196	\$ 291,824	\$ 300,150	\$ (1,616,623)
Adjustments to reconcile operating income (loss) to net cash provided by (used for) operating activities:							
Depreciation and amortization	12,856		2,617	48,226	116,595	15,362	195,656
(Increase) decrease in assets and deferred outflows of resources:							
Receivables	22,305	(121,146)	2	(3,843)	802		(101,880)
Due from other local governmental units	(12,246)	28,537	(159)	2,207	5,925		24,264
Inventory				(682,019)		(20,204)	(702,223)
Other assets	(127,144)	(41)					(127,185)
Net pension assets	(19,091)		(86,495)	(61,123)	(157,253)	(62,967)	(386,929)
Deferred outflows of resources	(7)		21,411	48,704	6,939	42,560	119,607
Increase (decrease) in liabilities and deferred inflows of resources:							
Accounts payable and accrued expenses	2,060,253	(744,977)	20,092	58,541	(131,957)	44,823	1,306,775
Due to other local governmental units	(309)	(205)	22,491	30,382	2,289	(784)	53,864
Compensated absences payable	9,725		(3,482)	10,746	21,829	18,621	57,439
Postemployment benefit obligations	9,139		9,341	(14,813)	74,749	(615)	77,801
Deferred inflows of resources	37,953		(6,316)	4,292	39,407	(8,674)	66,662
Total adjustments	1,993,434	(837,832)	(20,498)	(558,700)	(20,675)	28,122	583,851
Net cash provided by (used for) operating activities	\$ (578,996)	\$ (661,655)	\$ 64,962	\$ (456,504)	\$ 271,149	\$ 328,272	\$ (1,032,772)

SCHEDULE OF REVENUES, EXPENSES AND CHANGES IN FUND NET POSITION - BUDGET AND ACTUAL
INSURANCE CONTROL FUND

Terrebonne Parish Consolidated Government

For the year ended December 31, 2021

	Budgeted Amounts		Actual	Variance with Final Budget Positive (Negative)
	Original	Final		
Operating Revenues				
Premiums	\$ 8,907,475	\$ 8,907,475	\$ 8,668,716	\$ (238,759)
Operating Expenses				
Insurance premiums	4,498,996	4,498,996	4,578,149	(79,153)
Claims	4,000,000	4,000,000	5,680,744	(1,680,744)
Personal services	630,560	630,560	651,462	(20,902)
Supplies and materials	24,300	20,814	20,055	759
Other services and charges	36,453	39,939	52,301	(12,362)
Depreciation	14,037	14,037	12,856	1,181
Allocated expenditures - services performed:				
By other departments	192,713	192,713	245,579	(52,866)
Total operating expenses	9,397,059	9,397,059	11,241,146	(1,844,087)
Operating loss	(489,584)	(489,584)	(2,572,430)	(2,082,846)
Non-Operating Revenues				
Investment earnings (loss)	25,000	25,000	(51,720)	(76,720)
Miscellaneous - other	111,200	111,200	258,503	147,303
Total non-operating revenue	136,200	136,200	206,783	70,583
Change in Net Position	(353,384)	(353,384)	(2,365,647)	(2,012,263)
Net Position				
Beginning of year	2,001,547	2,038,046	2,038,046	
End of year	\$ 1,648,163	\$ 1,684,662	\$ (327,601)	\$ (2,012,263)

SCHEDULE OF REVENUES, EXPENSES AND CHANGES IN FUND NET POSITION - BUDGET AND ACTUAL
GROUP HEALTH INSURANCE FUND

Terrebonne Parish Consolidated Government

For the year ended December 31, 2021

	Budgeted Amounts		Actual	Variance with Final Budget Positive (Negative)
	Original	Final		
Operating Revenues				
Premiums	\$ 17,583,579	\$ 17,583,579	\$ 16,778,527	\$ (805,052)
Operating Expenses				
Insurance premiums	3,046,634	3,276,634	3,131,767	144,867
Claims	14,752,959	14,522,959	13,027,780	1,495,179
Other services and charges	136,830	136,830	153,004	(16,174)
Allocated expenditures - services performed by other departments	286,386	286,386	289,799	(3,413)
Total operating expenses	18,222,809	18,222,809	16,602,350	1,620,459
Operating income (loss)	(639,230)	(639,230)	176,177	815,407
Non-Operating Revenues				
Investment income			26	26
Transfers To Other Funds				
General Fund	(500,000)	(500,000)	(500,000)	
Change in Net Position	(1,139,230)	(1,139,230)	(323,797)	815,433
Net Position				
Beginning of year	1,481,339	4,089,382	4,089,382	
End of year	\$ 342,109	\$ 2,950,152	\$ 3,765,585	\$ 815,433

SCHEDULE OF REVENUES, EXPENSES AND CHANGES IN FUND NET POSITION - BUDGET AND ACTUAL
HUMAN RESOURCES FUND

Terrebonne Parish Consolidated Government

For the year ended December 31, 2021

	Budgeted Amounts		Actual	Variance with Final Budget Positive (Negative)
	Original	Final		
Operating Revenues				
Revenues from service charges	\$ 596,000	\$ 596,000	\$ 642,939	\$ 46,939
Operating Expenses				
Personal services	392,022	392,022	249,720	142,302
Supplies and materials	9,180	9,180	4,310	4,870
Other services and charges	229,692	229,692	203,917	25,775
Depreciation	5,455	5,455	2,617	2,838
Allocated expenses - services performed:				
By other departments	82,361	82,361	96,915	(14,554)
Total operating expenses	718,710	718,710	557,479	161,231
Operating income (loss)	(122,710)	(122,710)	85,460	208,170
Non-Operating Revenues				
Investment earnings			56	56
Change in Net Position	(122,710)	(122,710)	85,516	208,226
Net Position				
Beginning of year	443,446	459,286	459,286	
End of year	\$ 320,736	\$ 336,576	\$ 544,802	\$ 208,226

SCHEDULE OF REVENUES, EXPENSES AND CHANGES IN FUND NET POSITION - BUDGET AND ACTUAL
CENTRALIZED PURCHASING FUND

Terrebonne Parish Consolidated Government

For the year ended December 31, 2021

	Budgeted Amounts		Actual	Variance with Final Budget Positive (Negative)
	Original	Final		
Operating Revenues				
Revenues from service charges	\$ 1,025,104	\$ 1,025,104	\$ 887,462	\$ (137,642)
Operating Expenses				
Personal services	611,143	611,143	548,523	62,620
Supplies and materials	14,550	14,550	13,217	1,333
Other services and charges	185,928	185,928	164,041	21,887
Repairs and maintenance	6,445	6,445	1,255	5,190
Depreciation	46,949	46,949	48,226	(1,277)
Allocated expenses - services performed by other departments	10,089	10,089	10,004	85
Total operating expenses	875,104	875,104	785,266	89,838
Operating income	150,000	150,000	102,196	(47,804)
Non-Operating Expenses				
Miscellaneous - Other			(25,819)	(25,819)
Transfers from other funds				
Grant fund		200,000	200,000	
Change in Net Position	150,000	350,000	276,377	(73,623)
Net Position				
Beginning of year	(29,346)	(100,903)	(100,903)	
End of year	\$ 120,654	\$ 249,097	\$ 175,474	\$ (73,623)

SCHEDULE OF REVENUES, EXPENSES AND CHANGES IN FUND NET POSITION - BUDGET AND ACTUAL
INFORMATION SYSTEMS FUND

Terrebonne Parish Consolidated Government

For the year ended December 31, 2021

	Budgeted Amounts		Actual	Variance with Final Budget Positive (Negative)
	Original	Final		
Operating Revenues				
Revenues from service charges	\$ 2,291,421	\$ 2,291,421	\$ 2,157,555	\$ (133,866)
Operating Expenses				
Personal services	1,547,983	1,547,983	1,395,426	152,557
Supplies and materials	48,465	48,465	32,648	15,817
Other services and charges	385,080	385,080	294,169	90,911
Repairs and maintenance	13,382	13,382	6,303	7,079
Depreciation	126,074	126,074	116,595	9,479
Allocated expenses - services performed by other departments	20,437	20,437	20,590	(153)
Total operating expenses	2,141,421	2,141,421	1,865,731	275,690
Operating income	150,000	150,000	291,824	141,824
Non-Operating Revenues				
Miscellaneous - Other			831	831
Change in Net Position	150,000	150,000	292,655	142,655
Net Position				
Beginning of year	(477,253)	(356,101)	(356,101)	
End of year	\$ (327,253)	\$ (206,101)	\$ (63,446)	\$ 142,655

SCHEDULE OF REVENUES, EXPENSES AND CHANGES IN FUND NET POSITION - BUDGET AND ACTUAL
CENTRALIZED FLEET MAINTENANCE FUND

Terrebonne Parish Consolidated Government

For the year ended December 31, 2021

	Budgeted Amounts		Actual	Variance with Final Budget Positive (Negative)
	Original	Final		
Operating Revenues				
Revenues from service charges	\$ 1,196,135	\$ 1,196,135	\$ 1,181,706	\$ (14,429)
Operating Expenses				
Personal services	763,380	763,380	620,281	143,099
Supplies and materials	94,182	89,182	66,907	22,275
Other services and charges	152,264	152,264	148,716	3,548
Repairs and maintenance	12,856	17,856	17,261	595
Depreciation	10,000	10,000	15,362	(5,362)
Allocated expenses - services performed by other departments	13,453	13,453	13,029	424
Total operating expenses	1,046,135	1,046,135	881,556	164,579
Operating income	150,000	150,000	300,150	150,150
Non-Operating Revenues				
Miscellaneous - other			19,623	19,623
Change in Net Position	150,000	150,000	319,773	169,773
Net Position				
Beginning of year	(243,789)	(292,988)	(292,988)	
End of year	\$ (93,789)	\$ (142,988)	\$ 26,785	\$ 169,773

CUSTODIAL FUNDS

Houma Community Mineral Lease Fund - To account for royalties from the production of oil and natural gas from certain properties within the City of Houma limits and the distribution of the royalties to participating property owners on an annual basis.

Marshal's Fund - To account for the collection of garnishments and seizures and the subsequent disbursement to the appropriate parties (less a collection fee paid to the Parish).

COMBINING STATEMENT OF FIDUCIARY FUNDS
CUSTODIAL FUNDS

Terrebonne Parish Consolidated Government

December 31, 2021

	Houma Community Mineral Lease Fund	Marshal's Fund	Total
Assets			
Cash and cash equivalents	\$ 633,441	\$ 123,815	\$ 757,256
Total assets	\$ 633,441	\$ 123,815	\$ 757,256
Liabilities			
Accounts payable		\$ 123,815	\$ 123,815
Total liabilities		123,815	123,815
Fiduciary net position			
Due to property owners	633,441		633,441
Total fiduciary net position	\$ 633,441	\$ -	\$ 633,441

COMBINING STATEMENT OF CHANGES FIDUCIARY NET POSITION - ALL CUSTODIAL FUNDS**Terrebonne Parish Consolidated Government**

For the year ended December 31, 2021

	Houma Community Mineral Lease Fund	Marshal's Fund	Total Custodial Funds
	<u> </u>	<u> </u>	<u> </u>
Additions:			
Collections of royalties	\$ 72		\$ 72
Collections of garnishments and seizures		\$ 2,050,262	2,050,262
Total additions	<u>72</u>	<u>2,050,262</u>	<u>2,050,334</u>
Deductions:			
Distribution to property owners	2,642		2,642
Distribution to various agencies		2,050,262	2,050,262
Total deductions	<u>2,642</u>	<u>2,050,262</u>	<u>2,052,904</u>
Net increase (decrease) in fiduciary net position	(2,570)		(2,570)
Net position, beginning of year	<u>636,011</u>		<u>636,011</u>
Net position, end of year	<u>\$ 633,441</u>	<u>\$ -</u>	<u>\$ 633,441</u>



**CAPITAL ASSETS
USED IN THE OPERATION
OF GOVERNMENTAL FUNDS**

CAPITAL ASSETS USED IN THE OPERATION OF GOVERNMENTAL FUNDS
SCHEDULE BY SOURCE (1)

Terrebonne Parish Consolidated Government

December 31, 2021

Governmental funds capital assets	
Land	\$ 7,038,566
Buildings	89,276,514
Infrastructure	461,161,035
Equipment	62,917,842
Construction in progress	<u>88,301,625</u>
Total governmental funds capital assets	<u>\$ 708,695,582</u>
Investment in governmental funds capital assets by source:	
General fund	\$ 16,957,236
Special revenue funds	90,122,882
Enterprise funds	378,904
Capital projects funds	506,925,580
Donated infrastructure	90,039,922
Donated Buildings	3,275,752
Donated equipment	<u>995,306</u>
Total investment in governmental funds capital assets by source	<u>\$ 708,695,582</u>

- (1) This schedule presents only the capital asset balances related to governmental funds. Accordingly, the capital assets reported in internal service funds are excluded from the above amounts. The capital assets of internal service funds are included as governmental activities in the statement of net position.

**CAPITAL ASSETS USED IN THE OPERATION OF GOVERNMENTAL FUNDS
SCHEDULE BY FUNCTION AND ACTIVITY (1)**

Terrebonne Parish Consolidated Government

December 31, 2021

Function and Activity	Land	Buildings	Infrastructure	Equipment	Totals	
					December 31, 2021	December 31, 2020
General government:						
Parish council				\$ 71,619	\$ 71,619	\$ 69,193
Parish council staff				78,148	78,148	68,432
City court		\$ 538,901		89,911	628,812	628,812
District court				166,016	166,016	166,016
Clerk of court				342,067	342,067	339,470
Parish President				255,424	255,424	203,037
Registrar of voters				34,369	34,369	34,369
Finance				175,803	175,803	173,519
Customer service				227,549	227,549	198,504
Purchasing		82,153		37,492	119,645	119,645
Human resources				3,634	3,634	3,634
Planning and zoning				120,599	120,599	120,794
Code Violations/Compl				43,571	43,571	49,173
Pool Fleet				79,402	79,402	79,402
Publicity				38,199	38,199	38,199
Criminal Court				2,828	2,828	
General government land and building	\$ 5,419,092	36,661,110	\$ 1,297,594	3,295,681	46,673,477	45,181,900
Grant administration	266,532	3,852,183		7,864,055	11,982,770	10,439,615
City Marshal's office				327,954	327,954	354,878
Animal shelter		5,418,973		542,469	5,961,442	5,938,168
Total general government	5,685,624	46,553,320	1,297,594	13,796,790	67,333,328	64,206,760
Public safety:						
OEP				1,228,878	1,228,878	1,228,878
Police protection	1,281	1,925,635		4,223,585	6,150,501	7,053,412
Fire protection	165,088	1,996,891	393,678	5,090,621	7,646,278	7,361,484
Parish prisoners	275,000	26,638,727		972,959	27,886,686	27,803,114
Total public safety	441,369	30,561,253	393,678	11,516,043	42,912,343	43,446,888
Streets and drainage:						
Public works	130,001	6,285,553	137,622	375,088	6,928,264	6,928,264
Parish transportation	12,391		49,043		61,434	61,434
Roads	421,471	461,856	168,447,700	2,279,279	171,610,306	161,802,478
Drainage	105,010	451,336	282,893,914	33,324,167	316,774,427	293,274,253
Total streets and drainage	668,873	7,198,745	451,528,279	35,978,534	495,374,431	462,066,429
Health and welfare:						
Coroner		411,457		7,055	418,512	418,512
Health & Welfare-Other			13,500		13,500	13,500
Public health center	84,000	955,452		91,893	1,131,345	1,117,445
Mental health		277,484			277,484	277,484
Agriculture extension service				4,678	4,678	4,678
Total health and welfare	84,000	1,644,393	13,500	103,626	1,845,519	1,831,619

Continued

CAPITAL ASSETS USED IN THE OPERATION OF GOVERNMENTAL FUNDS
SCHEDULE BY FUNCTION AND ACTIVITY (1)

Terrebonne Parish Consolidated Government

December 31, 2021

Function and Activity	Land	Buildings	Infrastructure	Equipment	Totals	
					December 31, 2021	December 31, 2020
Culture and recreation:						
Parks and recreation	\$ 55,000	\$ 55,760	\$ 454,091	\$ 128,595	\$ 693,446	\$ 556,350
Special Olympics				4,054	4,054	4,054
Road Lighting Dist #2			187,563	7,094	194,657	187,563
Museum		1,312,597		26,272	1,338,869	1,338,869
Auditoriums	59,164	1,482,252		113,568	1,654,984	1,654,984
Non-district recreation	44,536		2,984,501	911,377	3,940,414	3,718,214
Arts and humanity		460,506		84,546	545,052	545,052
Downtown boardwalk/marina		7,688	4,301,829	213,048	4,522,565	4,511,075
Library				640	640	640
Total culture and recreation	<u>158,700</u>	<u>3,318,803</u>	<u>7,927,984</u>	<u>1,489,194</u>	<u>12,894,681</u>	<u>12,516,801</u>
Conservation and development:						
Coastal restoration/preservation				33,655	33,655	32,226
Total governmental funds capital assets allocated to functions	<u>\$ 7,038,566</u>	<u>\$ 89,276,514</u>	<u>\$ 461,161,035</u>	<u>\$ 62,917,842</u>	<u>620,393,957</u>	<u>584,100,723</u>
Construction in progress					<u>88,301,625</u>	<u>99,456,468</u>
Total governmental funds capital assets					<u>\$ 708,695,582</u>	<u>\$ 683,557,191</u>

(1) This schedule presents only the capital asset balances related to governmental funds. Accordingly, the capital assets reported in internal service funds are excluded from the above amounts. The capital assets of internal service funds are included as governmental activities in the statement of net position.

CAPITAL ASSETS USED IN THE OPERATION OF GOVERNMENTAL FUNDS
SCHEDULE OF CHANGES BY FUNCTION AND ACTIVITY (1)

Terrebonne Parish Consolidated Government

For the year ended December 31, 2021

<u>Function and Activity</u>	<u>Governmental Funds Capital Assets January 1, 2021</u>	<u>Additions</u>	<u>Deletions</u>	<u>Adjustments</u>	<u>Governmental Funds Capital Assets December 31, 2021</u>
General government:					
Parish council	\$ 69,193	\$ 2,426			\$ 71,619
Parish council staff	68,432	9,716			78,148
City court	628,812				628,812
District court	166,016				166,016
Clerk of court	339,470	2,597			342,067
Parish president	203,037	52,387			255,424
Registrar of voters	34,369				34,369
Finance	173,519	2,284			175,803
Customer service	198,504	3,226		\$ 25,819	227,549
Purchasing	119,645				119,645
Human resources	3,634				3,634
Planning and zoning	120,794	50,737	\$ 49,182	(1,750)	120,599
Code Violations/Compl	49,173		5,602		43,571
Pool Fleet	79,402				79,402
Publicity	38,199				38,199
Criminal court		2,828			2,828
General government land and building	45,181,900	1,491,577			46,673,477
Grant administration	10,439,615	1,673,097	129,942		11,982,770
City Marshal's office	354,878	45,720	72,644		327,954
Animal shelter	5,938,168	23,274			5,961,442
Total general government	<u>64,206,760</u>	<u>3,359,869</u>	<u>257,370</u>	<u>24,069</u>	<u>67,333,328</u>
Public safety:					
OEP	1,228,878				1,228,878
Police protection	7,053,412	140,039	1,071,184	28,234	6,150,501
Fire protection	7,361,484	433,664	148,870		7,646,278
Parish prisoners	27,803,114	87,572	4,000		27,886,686
Total public safety	<u>43,446,888</u>	<u>661,275</u>	<u>1,224,054</u>	<u>28,234</u>	<u>42,912,343</u>
Streets and drainage:					
Public works	6,928,264				6,928,264
Parish transportation	61,434				61,434
Roads	161,802,478	10,728,941	15,342	(905,771)	171,610,306
Drainage	293,274,253	23,535,526	30,632	(4,720)	316,774,427
Total streets and drainage	<u>462,066,429</u>	<u>34,264,467</u>	<u>45,974</u>	<u>(910,491)</u>	<u>495,374,431</u>
Health and welfare:					
Coroner	418,512				418,512
Health & Welfare-Other	13,500				13,500
Public health center	1,117,445	13,900			1,131,345
Mental health unit	277,484				277,484
Agriculture extension service	4,678				4,678
Total health and welfare	<u>1,831,619</u>	<u>13,900</u>			<u>1,845,519</u>

Continued

CAPITAL ASSETS USED IN THE OPERATION OF GOVERNMENTAL FUNDS
SCHEDULE OF CHANGES BY FUNCTION AND ACTIVITY (1)

Terrebonne Parish Consolidated Government

For the year ended December 31, 2021

<u>Function and Activity</u>	<u>Governmental Funds Capital Assets January 1, 2021</u>	<u>Additions</u>	<u>Deletions</u>	<u>Adjustments</u>	<u>Governmental Funds Capital Assets December 31, 2021</u>
Culture and recreation:					
Parks and recreation	\$ 556,350	\$ 135,346		1,750	\$ 693,446
Special Olympics	4,054				4,054
Road Lighting Dist #2	187,563	7,094			194,657
Museum	1,338,869				1,338,869
Auditoriums	1,654,984				1,654,984
Non-district recreation	3,718,214	222,200			3,940,414
Arts and humanity	545,052				545,052
Downtown boardwalk/marina	4,511,075	11,490			4,522,565
Library	640				640
Total culture and recreation	<u>12,516,801</u>	<u>376,130</u>		<u>1,750</u>	<u>12,894,681</u>
Conservation and development:					
Coastal restoration/preservation	<u>32,226</u>	<u>1,429</u>			<u>33,655</u>
Total governmental funds capital assets allocated to functions	<u>584,100,723</u>	<u>38,677,070</u>	<u>1,527,398</u>	<u>(856,438)</u>	<u>620,393,957</u>
Construction in progress	<u>99,456,468</u>	<u>19,600,175</u>	<u>30,729,609</u>	<u>(25,409)</u>	<u>88,301,625</u>
Total governmental funds capital assets	<u>\$ 683,557,191</u>	<u>\$ 58,277,245</u>	<u>\$ 32,257,007</u>	<u>\$ (881,847)</u>	<u>\$ 708,695,582</u>

(1) This schedule presents only the capital asset balances related to governmental funds. Accordingly, the capital assets reported in internal service funds are excluded from the above amounts. The capital assets of internal service funds are included as governmental activities in the statement of net position.

**UNIFORM FINANCIAL REPORTING STANDARDS FOR PUBLIC HOUSING AUTHORITIES -
FINANCIAL DATA SCHEDULES**

Terrebonne Parish Consolidated Government

December 31, 2021

	Section 8 Rental Voucher 14.871		
	<u>Fund</u>	<u>GASB 34 Adjustments</u>	<u>Statement of Net Assets</u>
ASSETS			
Current			
Cash:			
Cash - unrestricted	\$ 181,725		\$ 181,725
Cash - other restricted	40,237		40,237
Total cash	<u>221,962</u>		<u>221,962</u>
Accounts Receivable:			
Accounts receivable - HUD other projects	161,802		161,802
Accounts receivable - other governments	18,570		18,570
Accounts receivable - miscellaneous	582,011		582,011
Fraud recovery	104,185		104,185
Total receivables, net of allowances for doubtful accounts	<u>866,568</u>		<u>866,568</u>
Noncurrent assets			
Capital Assets:			
Furniture, equipment and machinery - administration, net of accumulated depreciation	-		-
Total assets	<u>1,088,530</u>		<u>1,088,530</u>
LIABILITIES			
Current			
Accrued wage/payroll taxes payable	2,947		2,947
Deferred revenue	95,050		95,050
Accrued liability - other	9,696		9,696
Total current liabilities	<u>107,693</u>		<u>107,693</u>
Noncurrent liabilities			
Accrued compensated absences		10,550	10,550
Net pension liability		(34,371)	(34,371)
Noncurrent liabilities - other	12,958		12,958
Total noncurrent liabilities	<u>12,958</u>	<u>(23,821)</u>	<u>(10,863)</u>
Total liabilities	<u>120,651</u>	<u>(23,821)</u>	<u>96,830</u>
FUND BALANCE/NET POSITION			
Fund balance			
Restricted	562,349	(562,349)	
Assigned	405,530	(405,530)	
Total fund balance	<u>967,879</u>		
Total liabilities and fund balance	<u>\$ 1,088,530</u>		
Net position			
Restricted		562,349	562,349
Unrestricted		429,351	429,351
Total net position		<u>\$ 991,700</u>	<u>\$ 991,700</u>

**UNIFORM FINANCIAL REPORTING STANDARDS FOR PUBLIC HOUSING AUTHORITIES -
FINANCIAL DATA SCHEDULES**

Terrebonne Parish Consolidated Government

For the year ended December 31, 2021

	Section 8 Rental Voucher 14.871		
	Fund	GASB 34 Adjustments	Statement of Activities
Revenues			
HUD PHA grants	\$ 3,269,296		\$ 3,269,296
FSS forfeitures	10,926		10,926
Fraud recovery	21,856		21,856
Other revenue	180,919		180,919
	<u>3,482,997</u>		<u>3,482,997</u>
Total revenues			
	<u>3,482,997</u>		<u>3,482,997</u>
Expenses			
Administrative:			
Administrative salaries	90,250		90,250
Auditing fees	1,451		1,451
Compensated absences		\$ 1,629	1,629
Employee benefit contributions	53,604	(25,405)	28,199
Other operating - administrative	75,819	1,516	77,335
Utilities:			
Electricity	1,615		1,615
Ordinary maintenance and operations:			
Ordinary maintenance and operations - contract costs	4,060		4,060
General expenses:			
Insurance premiums	7,156		7,156
Other general expenses	1,418		1,418
	<u>235,373</u>	<u>(22,260)</u>	<u>213,113</u>
Total operating expenses			
	<u>235,373</u>	<u>(22,260)</u>	<u>213,113</u>
Excess Operating Revenue Over Operating Expenses	<u>3,247,624</u>	<u>22,260</u>	<u>3,269,884</u>
Housing assistance payments	2,686,975		2,686,975
	<u>2,922,348</u>	<u>(22,260)</u>	<u>2,900,088</u>
Total expenses			
	<u>2,922,348</u>	<u>(22,260)</u>	<u>2,900,088</u>
Other Financing Sources			
Operating Transfers in General Fund	40,000		40,000
	<u>40,000</u>		<u>40,000</u>
Excess of Expenses Over Operating Revenue and Other financing sources	<u>\$ 600,649</u>	<u>(600,649)</u>	
Change in Net Assets		<u>\$ 622,909</u>	<u>622,909</u>
Calculations from R/E Statement			622,909
B/S Line 513			<u>991,700</u>
			<u>\$ 368,791</u>

SCHEDULE OF COMPENSATION, BENEFITS, AND OTHER PAYMENTS
TO AGENCY HEAD OR CHIEF EXECUTIVE OFFICER
Terrebonne Parish Consolidated Government

December 31, 2021

Agency Head Name: Gordon Dove, Parish President

Purpose	Amount
Salary	\$ 134,017
Benefits-insurance	27,865
Benefits-retirement	10,051
Benefits-other	
Car allowance	2,677
Vehicle provided by government	16,570
Bond Insurance	175
Per diem	
Reimbursements	100
Travel	
Registration fees	
Conference travel	
Continuing professional education fees	
Housing	
Unvouchered expenses	
Meals	175
	<hr/>
	<u>\$ 191,630</u>

SCHEDULE OF COMPENSATION PAID TO COUNCIL

Terrebonne Parish Consolidated Government

For the year ended December 31, 2021

TERREBONNE PARISH COUNCIL

Included in legislative expenditures of the General Fund is the compensation of the members of the Parish Council. In accordance with State of Louisiana Statutes, the Parish has elected monthly payment method of compensation in lieu of per payments. Under this method, the Chairman of the Parish Council received \$1,600 per month and each of the Council members received \$1,422 per month.

	<u>Salary</u>
John Amedee	\$ 17,064
Daniel Babin	17,064
Jessica Domangue	17,064
Darrin Guidry	19,034
Dirk Guidry	17,686
Carl Harding	17,064
Gerald Michel	17,064
John Navy	17,064
Steve Trosclair	<u>17,404</u>
Total	<u>\$ 156,508</u>

SCHEDULE OF PROPERTY, PLANT AND EQUIPMENT - UTILITIES FUND**Terrebonne Parish Consolidated Government**

December 31, 2021

	Annual Depreciation Rate	Balance January 1, 2021	Additions	Deletions/ Adjustments	December 31, 2021		
					Balance	Accumulated Depreciation	Net Book Value
Electric System							
Land		\$ 45,405			\$ 45,405		\$ 45,405
Plant and improvements	2% - 20%	45,118,257	\$ 877,802		45,996,059	\$ 37,224,118	8,771,941
Construction in progress		3,000,353	586,757	\$ (1,118,699)	2,468,411		2,468,411
Distribution system	2% - 20%	75,067,925	1,618,548		76,686,473	51,668,931	25,017,542
Total electric		123,231,940	3,083,107	(1,118,699)	125,196,348	88,893,049	36,303,299
Gas Distribution System							
Gas distribution system	4% - 20%	35,135,943	2,046,796		37,182,739	23,626,941	13,555,798
Construction in progress		2,803,109	247,626	\$ (1,717,642)	1,333,093		1,333,093
Total gas		37,939,052	2,294,422	(1,717,642)	38,515,832	23,626,941	14,888,891
Miscellaneous Equipment							
Land		65,211			65,211		65,211
Miscellaneous equipment	4% - 20%	4,042,269	128,563		4,170,832	3,874,407	296,425
Total miscellaneous		4,107,480	128,563		4,236,043	3,874,407	361,636
Totals		\$ 165,278,472	\$ 5,506,092	\$ (2,836,341)	\$ 167,948,223	\$ 116,394,397	\$ 51,553,826





Terrebonne Parish Consolidated Government
Fund Balances of Governmental Funds
Last Ten Fiscal Years
(modified accrual basis of accounting)
(Unaudited)

	<u>2012</u>	<u>2013</u>	<u>2014</u>	<u>2015</u>
General fund				
Nonspendable	\$ 9,403	\$ 65,029		
Restricted	2,146,982	2,233,037	\$ 2,569,340	\$ 2,568,415
Committed	660,675			
Assigned	4,395,691	1,466,412	4,013,141	2,251,218
Unassigned	7,213,570	10,282,697	10,382,353	9,586,058
Total general fund	<u>\$ 14,426,321</u>	<u>\$ 14,047,175</u>	<u>\$ 16,964,834</u>	<u>\$ 14,405,691</u>
All other governmental funds				
Nonspendable				
Inventories				\$ 7,755
Restricted				
Broadmoor trees				
Grants	\$ 2,764,154	\$ 3,074,445	\$ 3,316,805	4,051,866
Capital projects	16,441,140	23,418,827	13,174,010	13,174,010
Roads and bridges		192,480		
Drainage	1,565,023	1,583,295	2,702,056	302,292
Levee and conservation	19,791,402	10,584,108	10,888,588	13,624,471
Debt service	14,469,540	14,734,095	15,059,355	14,453,091
Other special purposes	11,307,507	10,187,323	14,231,746	11,691,954
Committed				
Capital projects	3,858,206	2,181,540	15,990,694	22,093,979
Other special purposes	317,774			95,948
Assigned				
Subsequent year's expenditures	61,715	54,206	86,742	
Public safety	3,639,528	3,988,637	4,513,743	3,950,532
Capital projects	36,513,664	37,276,975	28,985,137	29,002,666
Grants	1,575,377	1,744,620	1,727,427	1,464,881
Roads and bridges	2,630,409	3,123,908	3,939,475	2,923,403
Drainage	5,350,087	5,442,234	5,242,808	5,313,867
Other special purposes	440,913	530,805	899,924	1,162,957
Total all other governmental funds	<u>\$ 120,726,439</u>	<u>\$ 118,117,498</u>	<u>\$ 120,758,510</u>	<u>\$ 123,313,672</u>

<u>2016</u>	<u>2017</u>	<u>2018</u>	<u>2019</u>	<u>2020</u>	<u>2021</u>
\$ 2,569,115	\$ 2,318,840	\$ 2,772,740	\$ 2,738,532	\$ 1,956,574	\$ 59,168
1,623,657	828,704	2,922,576	2,385,737	3,421,057	4,099,662
<u>7,284,724</u>	<u>8,955,682</u>	<u>7,561,998</u>	<u>7,102,246</u>	<u>7,998,599</u>	<u>(1,170,617)</u>
<u>\$ 11,477,496</u>	<u>\$ 12,103,226</u>	<u>\$ 13,257,314</u>	<u>\$ 12,226,515</u>	<u>\$ 13,376,230</u>	<u>\$ 2,988,213</u>
\$ 8,183	\$ 14,502	\$ 1,688	\$ 26,270	\$ 17,517	
4,747,542	2,782,418			1,181,900	\$ 7,806,355
2,668,879	1,498,890	9,633,010	9,134,886	4,774,914	8,590,904
				882,755	1,416,776
3,499,750	3,634,919	15,313,255	2,701,291	2,092,986	321,115
13,196,677	13,538,632	11,273,805	12,778,222	12,710,023	2,750,866
13,859,979	14,248,027	16,396,203	16,595,348	21,583,058	10,585,053
					19,399,940
5,505,342	15,446,458	1,856,385	1,012,455		
121,447	116,344	128,108	148,344	95,395	101,165
3,482,911	3,007,972	2,572,605	2,771,051	3,555,921	4,034,399
31,990,148	17,183,764	42,930,508	26,179,909	34,093,520	26,911,118
479,365	650,344	3,526,644	3,113,436	2,263,839	794,662
2,999,581	2,445,264	2,715,903	2,396,658	2,314,205	2,305,388
5,490,109	5,492,962	3,731,508	4,351,594	4,360,045	4,734,504
3,409,284	4,130,652	3,976,399	4,923,194	5,249,601	7,529,901
<u>\$ 91,459,197</u>	<u>\$ 84,191,148</u>	<u>\$ 114,056,021</u>	<u>\$ 86,132,658</u>	<u>\$ 95,175,679</u>	<u>\$ 97,282,146</u>

Terrebonne Parish Consolidated Government
Changes in Fund Balances of Governmental Funds
Last Ten Fiscal Years
(modified accrual basis of accounting)
(Unaudited)

	<u>2012</u>	<u>2013</u>	<u>2014</u>	<u>2015</u>
Revenues				
Taxes	\$ 68,815,698	\$ 71,028,983	\$ 73,398,504	\$ 67,700,468
Licenses and permits	3,871,740	4,201,367	4,146,687	4,024,732
Intergovernmental	60,801,320	53,481,155	51,160,627	50,101,545
Charges for services	949,755	1,216,183	1,199,929	1,036,761
Fines and forfeitures	4,274,045	4,280,476	3,551,020	4,155,995
Miscellaneous	3,687,894	1,734,906	3,148,949	13,059,728
Total revenues	<u>142,400,452</u>	<u>135,943,070</u>	<u>136,605,716</u>	<u>140,079,229</u>
Expenditures				
General government	19,723,979	19,772,987	18,727,624	21,149,326
Public safety	47,147,065	37,844,243	27,736,884	25,464,963
Streets and drainage	19,621,703	19,780,415	18,295,577	20,084,744
Health and welfare	14,198,832	12,466,424	12,070,501	12,389,502
Culture and recreation	3,184,715	3,851,846	2,107,761	3,605,170
Education	76,462	95,407	101,172	102,403
Urban redevelopment and housing	1,955,779	2,973,838	939,034	887,546
Conservation and development	277,824	252,080	266,486	210,402
Economic development and assistance	19,111,800	12,436,869	16,125,647	10,173,256
Debt service				
Principal	5,100,000	5,315,000	5,060,000	9,215,590
Interest	4,894,468	4,848,321	4,937,431	4,599,725
Other charges		84,170	59,291	347,152
Capital outlay	37,019,719	26,879,016	29,821,590	35,592,575
Intergovernmental	24,992	7,172,644	575,070	614,144
Total expenditures	<u>172,337,338</u>	<u>153,773,260</u>	<u>136,824,068</u>	<u>144,436,498</u>
Excess of revenues over (under) expenditures	<u>(29,936,886)</u>	<u>(17,830,190)</u>	<u>(218,352)</u>	<u>(4,357,269)</u>

2016	2017	2018	2019	2020	2021
\$ 70,274,143	\$ 71,849,460	\$ 73,668,272	\$ 74,757,856	\$ 75,823,478	\$ 76,825,623
3,700,475	3,657,444	3,639,669	3,649,814	3,661,854	3,546,734
79,667,999	39,744,689	53,000,490	34,105,073	49,540,131	94,648,256
1,022,851	1,199,287	1,234,365	1,076,871	731,087	692,188
4,677,111	4,933,298	3,935,711	3,911,582	3,028,489	2,996,371
1,747,169	3,253,174	2,877,297	6,011,951	2,715,742	1,319,778
161,089,748	124,637,352	138,355,804	123,513,147	135,500,781	180,028,950
19,739,653	20,615,523	19,638,955	20,117,860	20,634,614	20,359,696
33,808,259	31,312,488	31,103,906	43,265,609	49,193,534	94,744,654
29,563,337	17,951,798	19,705,930	22,557,763	22,390,305	22,748,609
17,560,773	17,884,342	17,557,202	19,221,322	12,498,235	15,109,355
2,469,340	3,235,632	2,180,834	2,136,624	1,568,789	2,653,913
103,004	103,844	104,239	73,441	70,336	53,267
1,745,783	2,722,207	1,887,964	2,416,067	1,864,106	1,913,813
227,224	228,992	230,925	240,755	248,403	249,749
16,269,064	9,003,186	7,331,183	3,565,382	2,893,055	2,368,685
5,320,590	5,385,000	5,630,000	6,235,000	7,885,000	6,525,000
4,345,586	4,135,420	3,584,877	4,561,801	4,398,698	4,450,468
		2,079,957		536,588	
63,957,527	23,353,639	41,088,725	33,702,716	25,955,570	25,824,630
6,088,093	350,544	3,690,149	20,664	148,569	124,290
201,198,233	136,282,615	155,814,846	158,115,004	150,285,802	197,126,129
(40,108,485)	(11,645,263)	(17,459,042)	(34,601,857)	(14,785,021)	(17,097,179)

Terrebonne Parish Consolidated Government
Changes in Fund Balances of Governmental Funds
Last Ten Fiscal Years
(modified accrual basis of accounting)
(Unaudited)

	<u>2012</u>	<u>2013</u>	<u>2014</u>	<u>2015</u>
Other financing sources (uses)				
Transfers in	\$ 29,611,400	\$ 31,478,467	\$ 28,045,924	\$ 37,910,584
Transfers out	(31,092,382)	(28,004,845)	(25,370,533)	(36,920,181)
Public improvement bond proceeds		11,275,000		
Refunding bonds issued				
Payment to refunded bond escrow agent				(25,136,485)
Premium on refunding debt				2,774,703
Proceeds of bonds and other debt issued			2,900,000	25,575,000
Bond discounts		(78,925)		
Bond premium		54,613	152,920	
Insurance Proceeds				
Proceeds of capital lease				
Proceeds of capital asset dispositions	271,002	117,853	48,712	149,667
Total other financing sources (uses)	<u>(1,209,980)</u>	<u>14,842,163</u>	<u>5,777,023</u>	<u>4,353,288</u>
Special Items				
Contributions				
Net change in fund balances	\$ (31,146,866)	\$ (2,988,027)	\$ 5,558,671	\$ (3,981)
Debt service as a percentage of noncapital expenditures	7.39%	8.01%	9.34%	12.69%

<u>2016</u>	<u>2017</u>	<u>2018</u>	<u>2019</u>	<u>2020</u>	<u>2021</u>
\$ 27,678,743 (24,758,086)	\$ 35,783,497 (31,378,812)	\$ 49,636,662 (45,320,644)	\$ 26,442,420 (21,035,877)	\$ 36,258,042 (32,228,989)	\$ 41,717,230 (39,999,854)
		40,425,000 (43,951,727)		(17,406,492)	
		47,337,854		14,015,000	
		203,236		19,370,000	
				4,609,916	6,426,186
553,622	634,259	147,622	241,152	360,280	311,307
3,474,279	5,038,944	48,478,003	5,647,695	24,977,757	360,760
					8,815,629
\$ (36,634,206)	\$ (6,606,319)	\$ 31,018,961	\$ (28,954,162)	\$ 10,192,736	\$ (8,281,550)
7.04%	8.43%	8.03%	8.68%	9.88%	6.41%

Terrebonne Parish Consolidated Government
Assessed Value and Estimated Actual Value of Taxable Property
Last Ten Fiscal Years
(Unaudited)

Fiscal Year Ended December 31	Real Property	Movable Property	Other	Less: Tax Exempt Real Property	Net Taxable Assessed Value	Total Direct Tax Rate	Estimated Actual Taxable Value	Total Assessed Value as a Percentage of Actual Value
2012	\$ 550,626,415	\$ 344,464,845	\$ 94,723,300	\$ 179,113,825	\$ 810,700,735	\$ 406.84	\$ 8,181,589,650	12.10%
2013	564,671,350	386,160,935	94,103,740	179,942,475	864,993,550	401.50	8,597,534,693	12.15%
2014	576,858,590	404,430,195	92,273,080	180,091,915	893,469,950	392.22	8,833,879,520	12.15%
2015	589,570,570	409,476,187	88,125,070	180,524,711	906,647,116	384.54	8,978,047,227	12.11%
2016	619,132,990	392,532,493	92,385,220	181,538,770	922,511,933	391.47	9,177,754,067	12.03%
2017	627,673,115	411,970,803	93,400,050	181,919,325	951,124,643	404.52	9,396,803,370	12.06%
2018	632,867,070	404,117,903	92,711,940	181,469,945	948,226,968	421.29	9,393,637,813	12.03%
2019	658,280,395	429,417,479	98,323,570	178,986,935	1,007,034,509	414.69	9,838,881,423	12.05%
2020	687,066,010	434,023,160	101,901,160	181,317,920	1,041,672,410	401.01	10,171,752,473	12.02%
2021	646,045,325	419,087,818	115,275,400	180,903,860	999,504,683	409.59	9,715,473,637	12.15%

***Actual Valuation (Market Value) as computed to Assessed Valuation**

Residential properties are assessed at 10% of fair market value; other movable property excluding land are to be assessed at 15%; and public service properties excluding land are to be assessed at 25% of fair market value. The total assessed value is estimated to be 15% of actual market value. Tax rates are per \$1,000 of net assessed value.

**** Exempt Properties Not Included**

Does not include exempt assessed valuations as follows:

Fiscal Year Ended December 31	Real Estate and Improvements (Under 10 Year Exemption)	Exempt Real Estate and Improvements	Total Exempt Properties
2012	\$ 297,748,752	\$ 57,290,550	\$ 355,039,302
2013	361,901,433	61,328,365	423,229,798
2014	343,718,008	62,486,580	406,204,588
2015	398,495,929	65,629,480	464,125,409
2016	431,253,511	67,858,495	499,112,006
2017	343,488,934	69,938,380	413,427,314
2018	304,637,070	72,438,070	377,075,140
2019	268,468,332	77,660,710	346,129,042
2020	182,306,334	82,233,140	264,539,474
2021	167,620,664	74,175,945	241,796,609

Source: Terrebonne Parish Assessor's Office.

**Terrebonne Parish Consolidated Government
Property Tax Rates
Direct and Overlapping (1) Governments
Last Ten Fiscal Years
(Unaudited)**

Fiscal Year	Terrebonne Parish Consolidated Government			Overlapping Rates		Total Direct & Overlapping Rates
	Operating Millage	Debt Service Millage	Total Parish Millage	Total School Millage	Other Districts	
2012	\$367.37	\$39.47	\$406.84	\$9.27	\$14.58	\$430.69
2013	364.51	36.99	401.50	9.27	17.04	427.81
2014	365.64	26.58	392.22	9.27	17.04	418.53
2015	373.49	11.05	384.54	9.27	17.04	410.85
2016	376.63	14.84	391.47	9.27	16.99	417.73
2017	384.84	19.68	404.52	9.27	16.93	430.72
2018	398.74	22.55	421.29	9.27	16.98	447.54
2019	395.40	19.29	414.69	9.27	17.04	441.00
2020	386.96	14.05	401.01	9.27	17.03	427.31
2021	389.44	20.15	409.59	9.27	15.05	433.91

Source: Terrebonne Parish Assessor's Office.

- (1) Overlapping rates are those of parish governments that apply to property owners within Terrebonne Parish. Not all overlapping rates apply to all Terrebonne Parish property owners (e.g. the rates of special districts apply only to the proportion of the government's property owners whose property is located within the geographical boundaries of the special district).

Terrebonne Parish Consolidated Government
Principal Property Taxpayers
Current Year and Ten Years Ago
(Unaudited)

Taxpayer	2021			2012		
	Taxable Assessed Value	Rank	Percentage of Net Taxable Assessed Value	Taxable Assessed Value	Rank	Percentage of Net Taxable Assessed Value
B P Exploration & Product	\$29,821,320	1	2.98%			
Hillcorp Energy Company	26,774,020	2	2.68%	\$39,837,890	1	5.17%
Zydeco Pipeline Company	27,773,180	3	2.78%			
Shell Exploration	27,921,280	4	2.79%			
Chevron NA Exploration	25,720,270	5	2.57%			
Entergy Louisiana LLC	20,716,360	6	2.07%			
P H I, Aviation LLC	15,283,220	7	1.53%			
Transcontinental Gas Pipeline	13,139,600	8	1.31%	8,848,070	9	1.15%
Weeks Marine, Inc.	11,395,600	9	1.14%			
Bristow US, LLC	10,050,240	10	1.01%			
Petroleum Helicopters, Inc.				27,595,305	2	3.58%
S C F Marine, Inc.				14,441,860	3	1.87%
Shell Pipeline				12,733,875	4	1.65%
Tennessee Gas Pipeline Co.				12,522,060	5	1.63%
Apache Corporation				12,256,990	6	1.59%
Hercules Drilling Company				11,536,090	7	1.50%
Entergy LA., Inc.				9,771,380	8	1.27%
Bell South				8,415,830	10	1.09%
Totals	<u>\$ 208,595,090</u>		<u>20.87%</u>	<u>\$ 157,959,350</u>		<u>20.50%</u>

Source: Terrebonne Parish Assessor's Office.

Terrebonne Parish Consolidated Government
Sales Tax Revenues
Last Ten Fiscal Years
(Unaudited)

<u>Year</u>	<u>1/4% TPCG</u>	<u>1/3 of 1% TPCG</u>	<u>1/3 of 1% Urban</u>	<u>1/4% TPCG Drainage</u>	<u>1/4% TPCG Roads & Bridges</u>	<u>1/4% TPCG Levee Dist.</u>
2012	\$ 5,932,913	\$ 7,913,654	\$ 7,913,654	\$ 5,932,912	\$ 5,932,911	\$ 5,932,910
2013	6,489,521	8,654,898	8,654,898	6,489,521	6,489,521	6,489,521
2014	6,712,592	8,953,224	8,953,224	6,712,592	6,712,592	6,712,592
2015	5,792,742	7,726,250	7,726,250	5,792,742	5,792,742	5,792,742
2016	5,220,917	6,963,245	6,963,245	5,220,917	5,220,918	5,220,917
2017	5,241,983	6,991,455	6,991,455	5,241,983	5,241,983	5,241,878
2018	5,437,029	7,250,011	7,250,011	5,437,029	5,437,029	5,437,029
2019	5,602,774	7,472,914	7,472,914	5,602,774	5,602,774	5,602,774
2020	5,698,193	7,598,846	7,598,846	5,698,193	5,698,193	5,698,193
2021	6,794,215	9,060,427	9,060,427	6,794,215	6,794,215	6,794,215

Source: Terrebonne Parish Sales and Use Tax Department.

Terrebonne Parish Consolidated Government
Ratios of Outstanding Debt by Type
Last Ten Fiscal Years
(amounts expressed in millions, except per capita amount)
(Unaudited)

Fiscal Year	Governmental Activities				Business-Type Activities		Total Primary Government	Percentage of Personal Income(1)	Per Capita(1)
	Public Improvement Bonds	General Obligation Bonds	Limited Tax Bonds	Gomesa Bonds	Revenue Bonds	Limited Tax Bonds			
2012	\$86.5	\$18.4			\$9.2		\$114.1	2.48%	\$1,019.5
2013	94.0	17.0			13.6		124.6	2.50%	1,105.11
2014	90.3	15.7	\$3.0		13.8		122.8	2.53%	1,083.58
2015	86.5	15.4	3.0		13.5		118.4	2.31%	1,038.85
2016	82.3	14.0	2.8		14.4	\$0.2	113.7	2.46%	1,004.24
2017	77.8	12.9	2.7		13.6	0.5	107.5	2.35%	959.08
2018	103.2	11.7	2.5	\$16.9	12.7	0.5	147.5	3.38%	1,315.95
2019	98.5	10.5	2.4	16.3	11.8	3.6	143.1	3.11%	1,288.95
2020	114.7	9.3	2.2	14.7	10.8	6.8	158.5	3.39%	1,434.90
2021	109.8	7.9	2.1	13.8	9.9	6.7	150.2	2.98%	1,367.21

Note: Details regarding Terrebonne Parish Consolidated Governments's outstanding debt can be found in the notes to the financial statements.

(1) See the Schedule of Demographic and Economic Statistics , Table 16, for personal income and population data.

Terrebonne Parish Consolidated Government
Ratios of General Bonded Debt Outstanding
Last Ten Fiscal Years
(amounts expressed in millions, except per capita amount)
(Unaudited)

Fiscal Year	Public Improvement Bonds	General Obligation Bonds	Limited Tax Bonds	Gomesa Bonds	Total	Less: Amounts Available in Debt Service Fund	Net	Percentage of Estimated Actual Taxable Value(1) of Property	Per Capita(2)
2012	\$86.5	\$18.4			\$104.9	\$14.5	\$90.4	1.10%	808
2013	94.0	17.0			111.0	14.7	96.3	1.12%	854
2014	90.3	15.7	\$3.0		109.0	15.1	93.9	1.06%	829
2015	86.5	15.4	3.0		104.9	14.5	90.4	1.01%	793
2016	82.3	14.0	2.8		99.1	13.2	85.9	0.94%	759
2017	77.8	12.9	2.7		93.4	13.6	79.8	0.85%	712
2018	103.2	11.7	2.5	\$16.9	134.3	11.3	123.0	1.31%	1,097
2019	98.5	10.5	2.4	16.3	127.7	12.8	114.9	1.17%	1,035
2020	114.7	9.3	2.2	14.7	140.9	12.7	128.2	1.26%	1,161
2021	109.8	7.9	2.1	13.8	133.6	10.6	123.0	1.27%	1,120

Note: Details regarding the Parish's outstanding debt can be found in the notes to the financial statements.

(1) See the Schedule of Assessed Value and Estimated Actual Value of Taxable Property on Table 6 for property value data.

(2) Population data can be found in the Schedule of Demographic and Economic Statistics on Table 16.

Terrebonne Parish Consolidated Government
Direct and Overlapping Governmental Activities Debt
As of December 31, 2021
(Unaudited)

<u>Jurisdiction</u>	<u>Tax Debt Outstanding</u>	<u>Percentage Applicable to Government *</u>	<u>Amount Applicable to Government</u>
Debt repaid with property taxes			
Direct:			
Terrebonne Parish Consolidated Government	\$ 10,091,934	100.00%	\$ 10,091,934
Overlapping:			
Terrebonne Parish School Board (1)	10,000,000	100.00%	10,000,000
Fire Protection District No. 5	885,000	3.12%	27,612
Fire Protection District No. 10	165,000	3.89%	6,419
Schriever Fire Protection District	1,860,000	12.01%	223,386
Recreation District No. 5	1,840,000	4.38%	80,592
Recreation District No. 6	890,000	4.00%	35,600
Terrebonne Parish Veterans' Memorial District	2,055,000	100.00%	2,055,000
Subtotal overlapping debt repaid with property taxes	17,695,000		12,428,609
Debt repaid with sales and use taxes			
Direct:			
Terrebonne Parish Consolidated Government	109,833,291	100.00%	109,833,291
Overlapping:			
Terrebonne Levee and Conservation District (1)	102,870,000	100.00%	102,870,000
Terrebonne Parish School Board (1)	11,460,775	100.00%	11,460,775
Terrebonne Parish Library	6,000,000	100.00%	6,000,000
Subtotal overlapping debt repaid with sales and use taxes	120,330,775		120,330,775
Debt repaid with GOMESA Revenue			
Direct:			
Terrebonne Parish Consolidated Government	13,845,000	100.00%	13,845,000
Subtotal overlapping debt repaid with GOMESA Revenue	13,845,000		13,845,000
Total direct and overlapping debt	\$ 271,796,000		\$ 266,529,609
Total Direct debt	\$ 133,770,225		\$ 133,770,225
Total overlapping debt	\$ 138,025,775		\$ 132,759,384

Source: Debt outstanding data provided by Terrebonne Parish School Board.

(1) The fiscal year of the Terrebonne Parish School Board and the Terrebonne Levee and Conservation District ends on June 30th. Overlapping debt is based on June 30, 2020 information.

Note: Overlapping governments are those that coincide, at least in part with the geographical boundaries of the Parish. This schedule estimates the portion of the outstanding debt of those overlapping governments that is borne by the residents and businesses of Terrebonne Parish Consolidated Government. This process recognizes that, when considering the governments' ability to issue and repay long-term debt, the entire debt burden borne by the residents and businesses should be taken into account. However this does not imply that every taxpayer is a resident, and therefore responsible for repaying the debt of each overlapping government.

* For debt repaid with property taxes, the percentage of overlapping debt applicable is estimated using taxable assessed property values. Applicable percentages were estimated by determining the portion of another governmental unit's taxable assessed value that is within the Parish's boundaries and dividing it by taxable assessed value within the Parish. The applicable percentage of overlapping debt to be repaid from sales and use taxes was estimated by dividing the retail sales applicable to the Terrebonne Parish School Board and Terrebonne Levee and Conservation District by the retail sales applicable to the Parish.

Terrebonne Parish Consolidated Government
Legal Debt Margin Information
Last Ten Fiscal Years
(amounts expressed in millions)
(Unaudited)

	Fiscal Year									
	2012	2013	2014	2015	2016	2017	2018	2019	2020	2021
Debt limit	\$98.9	\$104.5	\$107.3	\$108.7	\$110.4	\$113.3	\$113.0	\$118.6	\$122.3	\$118.0
Total net debt applicable to limit	16.4	14.9	13.8	13.1	13.3	11.7	10.4	8.9	7.9	6.6
Legal debt margin	<u>\$82.5</u>	<u>\$89.6</u>	<u>\$93.5</u>	<u>\$95.6</u>	<u>\$97.1</u>	<u>\$101.6</u>	<u>\$102.6</u>	<u>\$109.7</u>	<u>\$114.4</u>	<u>\$111.4</u>
Total net debt applicable to the limit as a percentage of debt limit	16.58%	14.26%	12.86%	12.05%	12.05%	10.33%	9.21%	7.50%	6.46%	5.59%

Legal Debt Margin Calculation for Fiscal Year 2021

Assessed Value	\$999
Add back: exempt real property	181
Total assessed value	<u>\$1,180</u>
	10%
Debt limit (10% of total assessed value)	<u>\$118.0</u>
Debt applicable to limit:	
General obligation bonds	7.9
Less: Amount set aside for repayment of general obligation debt	<u>1.4</u>
Total net debt applicable to limit	<u>6.5</u>
Legal debt margin	<u><u>\$111.5</u></u>

Note: Under state finance law, the Terrebonne Parish Consolidated Government's outstanding general obligation debt should not exceed 10 percent of the total assessed property value. By law, the general obligation debt subject to the limitation may be offset by amounts set aside for repaying general obligation bonds.

Terrebonne Parish Consolidated Government
Pledged-Revenue Coverage
Last Ten Fiscal Years
(Unaudited)

Fiscal Year	Sewerage Revenue Bonds					Special Assessment Bonds		
	Sewer Charges and Other	Less: Operating Expenses	Net Available Revenue	Debt Service		Coverage	Special Assessment Collections	
				Principal	Interest			
2012							\$ 46,835	
2013	\$ 8,018,114	\$ 9,019,675	\$ (1,001,561)	\$ 788,000	\$ 56,500	(1.19)	15,654	
2014	8,096,338	9,164,927	(1,068,589)	794,000	60,260	(1.25)	59,612	
2015	8,046,360	9,491,818	(1,445,458)	904,267	63,594	(1.49)	1,848	
2016	7,853,499	8,990,792	(1,137,293)	911,267	62,009	(1.17)	1,206	
2017	7,632,876	9,144,073	(1,511,197)	917,267	63,089	(1.54)	(1,019)	
2018	7,405,118	7,059,974	345,144	924,267	60,889	0.35	(1,017)	
2019	7,465,907	8,936,208	(1,470,301)	930,268	59,709	(1.49)	(1,208)	
2020	7,395,214	11,651,869	(4,256,655)	936,267	73,446	(4.22)	(239)	
2021	7,376,480	8,856,968	(1,480,488)	943,266	76,511	(1.45)	(1,209)	

Fiscal Year	Sales Tax Increment Bonds				Sales Tax Increment Bonds			
	Sales Tax Increment Collections	Capital Improvement Debt Service		Coverage	Sales Tax Increment Collections	Levee Bonds Debt Service		Coverage
		Principal	Interest			Principal	Interest	
2012	\$ 13,846,566	\$ 2,280,000	\$ 1,608,856	3.56	\$ 5,932,912	\$ 1,025,000	\$ 2,288,713	1.79
2013	15,144,419	2,440,000	1,662,578	3.69	6,489,521	1,010,000	2,263,313	1.98
2014	15,665,816	2,530,000	1,807,038	3.61	6,712,592	1,065,000	2,232,188	2.04
2015	13,518,992	2,620,000	2,550,590	2.61	5,792,742	1,125,000	2,199,338	1.74
2016	12,184,162	2,700,000	1,430,031	2.95	5,220,917	1,185,000	2,164,688	1.56
2017	12,233,438	2,860,000	1,316,644	2.93	5,241,878	1,250,000	2,121,913	1.55
2018	12,687,040	2,985,000	1,193,944	3.04	5,437,029	1,320,000	1,566,398	1.88
2019	13,075,688	2,590,000	1,082,938	3.56	5,602,774	1,690,000	1,518,024	1.75
2020	13,297,039	2,710,000	992,781	3.59	5,698,193	2,125,000	1,464,104	1.59
2021	15,854,643	1,950,000	1,250,814	4.95	6,794,215	2,185,000	1,399,242	1.90

Fiscal Year	Limited Tax Bonds			
	Ad Valorem Taxes	Debt Service		Coverage
		Principal	Interest	
2012				
2013				
2014	\$ 2,356,646		\$ 45,292	52.03
2015	2,437,677	\$ 110,000	93,150	12.00
2016	2,527,325	110,000	90,950	12.58
2017	2,525,222	115,000	88,700	12.40
2018	2,618,342	115,000	85,825	13.04
2019	2,608,206	120,000	82,300	12.89
2020	2,732,454	125,000	78,625	13.42
2021	2,774,600	125,000	74,875	13.88

**Terrebonne Parish Consolidated Government
Demographic and Economic Statistics
Last Ten Fiscal Years
(Unaudited)**

Fiscal Year	Population	Personal Income (3)	Per Capita Personal Income (3)	Median Age	Public School Enrollment (1)	Average % Unemployment Terrebonne Parish (2)
2012	111,917 (4)	\$ 4,608,070,558	\$ 41,174	35.0 (4)	18,891	4.80%
2013	112,749 (4)	4,983,167,553	44,197	35.1 (4)	18,564	4.30%
2014	113,328 (4)	4,859,277,984	42,878	35.2 (4)	18,540	4.80%
2015	113,972 (4)	5,123,269,344	44,952	35.3 (5)	18,353	5.40%
2016	113,220 (4)	4,623,225,480	40,834	35.3 (2)	17,995	7.00%
2017	112,086 (4)	4,576,919,724 **	40,834 *	35.4 (4)	17,804	5.70%
2018	112,086 (4)	4,366,618,000	38,958	35.5 (5)	17,399	4.90%
2019	111,021 (3)	4,607,770,000	41,504	35.8 (4)	17,228	4.90%
2020	110,461 (3)	4,668,895,000	42,267	36.2 (4)	16,862	7.76%
2021	109,859 (3)	5,047,090,000	45,942	35.8 (4)	14,909	4.60%

Sources:

* Latest available 2017

** Estimated based on 2017 per capita personal income

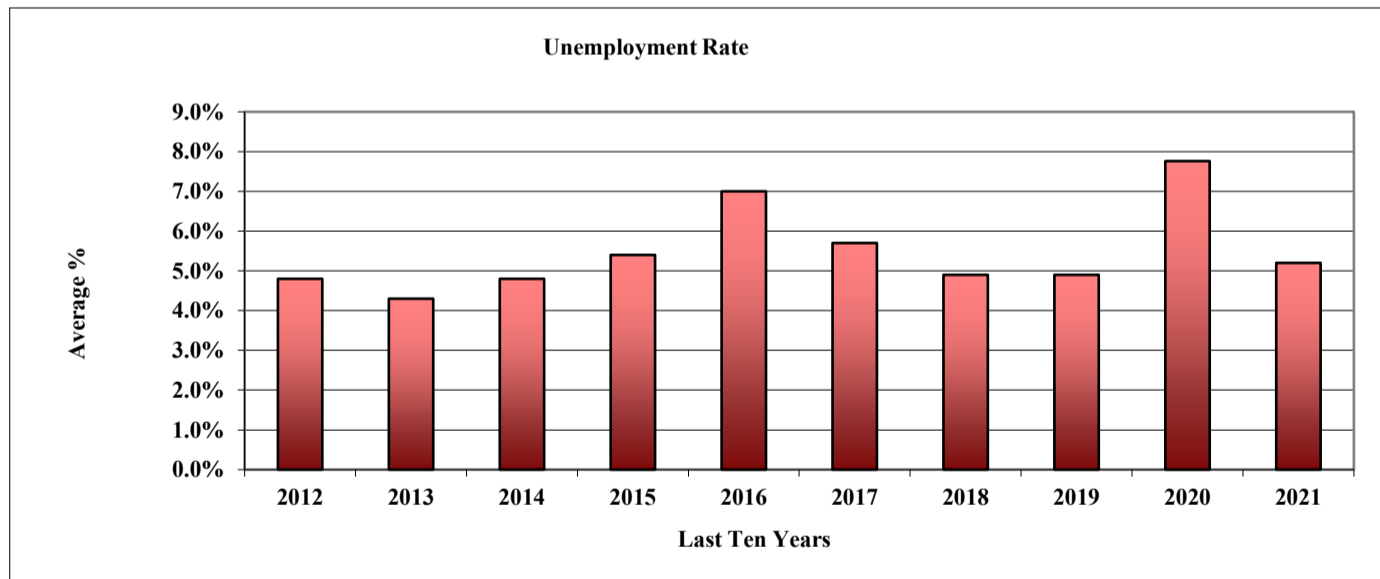
(1) Terrebonne Parish School Board

(2) Louisiana Department of Labor Statistics

(3) U.S. Department of Commerce, Bureau of Economic Analysis

(4) U. S. Census Bureau

(5) Louisiana Demographics



**Terrebonne Parish Consolidated Government
Principal Employers
Current Year and Ten Years Ago
(Unaudited)**

Employer	2021			2011*		
	Employees	Rank	Percentage of Total Parish Employment	Employees	Rank	Percentage of Total Parish Employment
Danos	3,000	1	6.50%			
Terrebonne Parish School Board	2,318	2	5.02%	2,690	1	5.03%
Terrebonne General Medical Center	1,500	3	3.25%	1,285	2	2.40%
Cardiovascular Institute of the South	847	4	1.83%			
Terrebonne Parish Consolidated Government	822	5	1.78%	815	7	1.52%
Wal-Mart	750	6	1.62%	980	5	1.83%
Ochsner Health System/Chabert Medical Center	650	7	1.41%			
Enterprise Marine Service	603	8	1.31%			
Rouse's Supermarket	503	9	1.09%	730	8	1.37%
Performance Energy Services	500	10	1.08%			
Gulf Island Fabrication, Inc.				1,100	3	2.06%
Diocese of Houma-Thibodaux				1,100	4	2.06%
Leonard J. Chabert Medical Center				977	6	1.83%
North American Fabricators				550	9	1.03%
Halliburton Services				395	10	0.74%
Total	<u>11,493</u>		<u>24.89%</u>	<u>10,622</u>		<u>19.87%</u>

Source: 2021 - TEDA

*2009 - La. Dept. of Labor-latest available

Terrebonne Parish Consolidated Government
Full-time Equivalent Parish Government Employees by Function
Last Ten Fiscal Years
(Unaudited)

Function	<u>2012</u>	<u>2013</u>	<u>2014</u>	<u>2015</u>	<u>2016</u>	<u>2017</u>	<u>2018</u>	<u>2019</u>	<u>2020</u>	<u>2021</u>
General fund	110	164	165	166	171	162	111	115	112	139
Public safety										
Police	100	105	106	94	97	95	92	88	90	92
Fire	71	69	68	68	69	57	54	52	46	47
Grants	79	76	75	81	79	72	74	71	74	56
Road and Bridge	64	65	57	58	54	52	52	53	46	43
Drainage	85	74	84	96	92	86	81	84	83	72
Sanitation	14	15	14	14	15	18	18	19	21	35
Culture & Recreation	277	262	299	307	278	235	213	160	139	136
Sewer	34	39	37	40	37	38	39	38	35	36
Utility Maintenance & Operation	37	38	38	46	49	46	44	43	46	43
Civic Center	26	27	27	29	30	28	29	24	23	26
Internal Service Funds	49	48	52	48	48	49	50	48	49	47
Other Governmental Funds	71	127	122	129	135	148	65	62	62	53
Total	1017	1109	1144	1176	1154	1086	922	857	826	825

Sources: Terrebonne Parish Consolidated Government, Human Resources Department.

Terrebonne Parish Consolidated Government
Capital Asset Statistics by Function
Last Ten Fiscal Years
(Unaudited)

Function	2012	2013	2014	2015	2016	2017	2018	2019	2020	2021
Public safety										
Police:										
Stations	1	1	1	1	1	1	5	5	6	6
Patrol units	93	87	87	91	105	106	109	127	118	111
Fire stations	5	5	5	5	5	5	5	5	5	5
Roads & Bridges										
Streets-concrete (miles)	334	331	337	341	341	346	348	347	347	350
Streets-asphalt (miles)	186	187	187	187	187	190	190	190	190	190
Streetlights	3,801	3,812	3,812	3,831	3,832	3,862	3,864	3,909	3,922	3,931
Traffic signals	20	14	14	14	14	21	22	21	22	22
Caution lights	76	148	150	164	166	106	112	106	104	104
Bridges	81	82	82	82	83	84	85	82	84	83
Drainage										
Forced drainage systems	71	70	70	69	69	69	80	84	90	99
Forced drainage pumps	173	177	177	174	174	175	187	190	210	201
Culture and recreation										
Parks	5	5	4	3	3	17	17	17	25	25
Utilities										
Electric:										
Number of distribution stations	9	9	9	9	9	9	9	9	9	9
Circuit miles above ground	299	300	304	304	285	286	290	292	292	290
Circuit miles underground	222	223	230	230	214	230	235	224	224	225
Gas:										
Number of miles of distribution mains	424	424	428	428	428	429	429	429	433	433
Number of gas delivery stations	11	12	10	10	10	10	9	9	9	9
Number of pressure regulator stations	10	10	12	12	12	12	16	16	16	16
Sewer										
Sanitary sewers (miles)	264	263	264	270	272	273	273	275	275	276
Force main transport lines (miles)	127	128	128	130	130	132	134	134	134	134
Pumping stations	169	169	169	177	179	179	181	181	181	182
Manholes	5,849	5,900	5,817	5,977	6,028	6,081	6,105	6,132	6,142	6,155
Maximum daily treatment capacity (thousands of gallons)	24,470	24,500	24,500	24,000	32,295	32,402	32,402	32,402	32,402	36,402

Sources: Various Terrebonne Parish Consolidated Government departments.

Terrebonne Parish Consolidated Government
Operating Indicators by Function
Last Ten Fiscal Years
(Unaudited)

Function	2012	2013	2014	2015
Police				
Physical arrests	1,087	1,595	1,425	1,320
Parking violations	1,144	1,223	546	978
Traffic violations	2,548	5,629	5,674	3,760
Complaints dispatched	30,262	29,161	28,453	29,860
Fire				
Number of calls answered	1,901	1,899	2,096	2,037
Inspections	857	878	791	1,259
Roads & Bridges				
Street resurfacing (square yards)	66,203	123,286	753	7,948
Potholes repaired	129	179	153	180
Number of signs repaired/installed	200	650	412	637
Number of street name signs replaced	335	444	1,730	1,200
Drainage				
Number of culverts installed	100	106	82	88
Sanitation				
Refuse collected (tons/year)	124,976	126,773	134,949	126,789
Animal Shelter				
Number of impounded animals	6,570	6,469	6,243	6,054
Number of adoptions	508	552	558	535
Utilities				
Electric:				
Purchase of power (kwh)	370,088,100	380,223,800	447,310,320	461,102,906
Yearly net generation (kwh)	38,427,334	9,402,714	14,054,760	42,644,464
Gas:				
Purchase of gas (mcf)	872,556,000	1,016,635,000	1,119,681,000	1,017,325,000
Sewer				
Average daily sewage treatment (thousands of gallons)	11,877	13,115	12,000	7,300
Civic Center				
Event attendance	124,040	138,967	129,771	121,857
Event days	167	167	170	173

Sources: Various Terrebonne Parish Consolidated Government departments.

<u>2016</u>	<u>2017</u>	<u>2018</u>	<u>2019</u>	<u>2020</u>	<u>2021</u>
1,016	750	778	2,280	1,617	679
1,670	2,153	1,511	1,768	904	783
4,515	4,157	4,352	3,286	2,201	1,791
31,541	31,499	31,895	33,898	36,035	28,649
1,916	2,065	1,985	985	1,056	1,399
1,586	1,292	1,402	1,413	1,262	1,280
26,967	11,250	6,490	25,905	84,382	59,067
156	106	1,430	134	131	131
720	780	378	371	487	1,272
912	420	810	489	846	240
46	48	37	63	78	85
121,509	122,228	136,324	140,760	126,452	129,305
6,528	5,954	5,637	5,509	4,104	4,336
639	1,009	914	954	977	1,093
466,985,783	382,112,610	390,633,016	370,995,539	369,772,433	338,707,195
40,650,410	33,308,585	37,270,867	61,750,076	24,005,178	19,272,557
811,262,000	934,280,000	980,100,000	1,938,409	1,264,961	1,165,478
14,500	12,327	16,220	15,560	14,164	13,052
120,659	112,679	136,889	149,088	47,516	45,562
154	154	209	256	183	120

Terrebonne Parish Consolidated Government
Schedule of Utility Customers - Urban Services District - Utilities Fund
December 31, 2021 and 2020
(Unaudited)

Records maintained by the Utilities Department indicated there were 21,698 utility customers at December 31, 2021 compared to 21,751 utility customers at December 31, 2020.

A comparison of the number of meters being serviced at December 31, 2021 and December 31, 2020 follows:

<u>Department</u>	<u>December 31, 2021</u>	<u>December 31, 2020</u>
Electric	14,072	14,421
Gas	14,923	15,018
Totals	<u>28,995</u>	<u>29,439</u>

There were no unmetered customers at December 31, 2021.



Terrebonne Parish Consolidated Government
Net Position by Component
Last Ten Fiscal Years
(Unaudited)

	Fiscal Year			
	2012	2013	2014	2015
Governmental activities				
Net Investment in capital assets	\$ 227,942,443	\$ 236,913,363	\$ 260,584,619	\$ 290,332,613
Restricted	58,855,704	62,674,087	65,076,279	55,503,037
Unrestricted	20,287,281	16,780,348	20,178,033	11,910,655
Total governmental activities	<u>\$ 307,085,428</u>	<u>\$ 316,367,798</u>	<u>\$ 345,838,931</u>	<u>\$ 357,746,305</u>
Business-type activities				
Net Investment in capital assets	\$ 132,663,197	\$ 137,504,660	\$ 138,795,447	\$ 141,182,208
Restricted	47,027,490	46,467,577	51,793,201	56,976,259
Unrestricted	467,480	(112,729)	(217,252)	(317,459)
Total business-type activities	<u>\$ 180,158,167</u>	<u>\$ 183,859,508</u>	<u>\$ 190,371,396</u>	<u>\$ 197,841,008</u>
Primary government				
Net Investment in capital assets	\$ 360,605,640	\$ 374,418,023	\$ 399,380,066	\$ 431,514,821
Restricted	105,883,194	109,141,664	116,869,480	112,479,296
Unrestricted	20,754,761	16,667,619	19,960,781	11,593,196
Total primary government	<u>\$ 487,243,595</u>	<u>\$ 500,227,306</u>	<u>\$ 536,210,327</u>	<u>\$ 555,587,313</u>

Fiscal Year					
2016	2017	2018	2019	2020	2021
\$ 345,208,936	\$ 358,646,269	\$ 385,671,782	\$ 389,622,983	\$ 386,873,706	\$ 400,725,000
58,240,546	56,429,483	59,373,843	65,192,707	68,933,958	60,042,700
(27,135,700)	(35,639,103)	(78,485,784)	(96,832,299)	(87,760,536)	(84,345,064)
<u>\$ 376,313,782</u>	<u>\$ 379,436,649</u>	<u>\$ 366,559,841</u>	<u>\$ 357,983,391</u>	<u>\$ 368,047,128</u>	<u>\$ 376,422,636</u>
\$ 145,558,351	\$ 146,977,118	\$ 150,224,536	\$ 153,210,034	\$ 151,253,735	\$ 150,006,876
53,629,081	46,278,014	39,239,615	31,969,417	24,852,811	20,159,920
(560,615)	(829,656)	(1,025,839)	(1,075,284)	(1,189,596)	(879,400)
<u>\$ 198,626,817</u>	<u>\$ 192,425,476</u>	<u>\$ 188,438,312</u>	<u>\$ 184,104,167</u>	<u>\$ 174,916,950</u>	<u>\$ 169,287,396</u>
\$ 490,767,287	\$ 505,623,387	\$ 535,896,318	\$ 542,833,017	\$ 538,127,441	\$ 550,731,876
111,869,627	102,707,497	98,613,458	97,162,124	93,786,769	80,202,620
(27,696,315)	(36,468,759)	(79,511,623)	(97,907,583)	(88,950,132)	(85,224,464)
<u>\$ 574,940,599</u>	<u>\$ 571,862,125</u>	<u>\$ 554,998,153</u>	<u>\$ 542,087,558</u>	<u>\$ 542,964,078</u>	<u>\$ 545,710,032</u>

Terrebonne Parish Consolidated Government
Changes in Net Position
Last Ten Fiscal Years
(in millions)
(Unaudited)

	Fiscal Year									
	2012	2013	2014	2015	2016	2017	2018	2019	2020	2021
Expenses										
Governmental activities:										
General government	\$ 25.2	\$ 23.0	\$ 23.0	\$ 25.9	\$ 24.3	\$ 26.5	\$ 14.6	\$ 25.5	\$ 24.0	\$ 24.6
Public safety	49.0	38.4	30.2	28.2	37.1	37.1		47.3	51.1	94.8
Streets and drainage	28.0	28.1	28.1	30.1	40.3	29.9	21.9	35.5	35.3	37.2
Health and welfare	14.4	12.5	12.2	12.6	17.8	18.3	15.9	19.5	12.5	15.1
Culture and recreation	3.7	4.3	2.4	4.0	3.0	3.8	1.9	2.6	1.9	3.1
Education			0.1	0.9	0.1	0.1	0.1	0.1	0.1	0.1
Urban redevelopment and housing	2.0	2.8	0.9	0.1	1.7	2.7	1.9	2.2	1.8	1.9
Economic development and assistance	19.2	12.4	16.2	10.2	16.4	9.2	6.6	3.7	2.9	2.4
Conservation and development	0.3	7.3	0.3	0.8	6.2	0.6	3.8	0.3	0.4	0.2
Interest on long-term debt	4.9	5.0	4.9	4.7	4.1	4.0	5.7	4.9	4.8	4.8
Total governmental activities expenses	<u>146.7</u>	<u>133.8</u>	<u>118.3</u>	<u>117.5</u>	<u>151.0</u>	<u>132.2</u>	<u>72.4</u>	<u>141.6</u>	<u>134.8</u>	<u>184.2</u>
Business-type activities:										
Electric & Gas	35.1	36.0	40.6	35.2	39.3	40.8	37.2	39.5	36.9	42.5
Sewerage	8.5	9.1	9.3	9.6	9.2	9.3	7.2	9.1	11.8	12.2
Sanitation	13.3	13.1	13.5	13.4	13.4	14.5	14.0	16.5	16.0	17.4
Civic Center	2.2	2.3	2.3	2.3	2.2	2.3	1.7	2.4	2.2	2.1
Total business-type activities expenses	<u>59.1</u>	<u>60.5</u>	<u>65.7</u>	<u>60.5</u>	<u>64.1</u>	<u>66.9</u>	<u>60.1</u>	<u>67.5</u>	<u>66.9</u>	<u>74.2</u>
Total primary government expenses	<u>\$ 205.8</u>	<u>\$ 194.3</u>	<u>\$ 184.0</u>	<u>\$ 178.0</u>	<u>\$ 215.1</u>	<u>\$ 199.1</u>	<u>\$ 132.5</u>	<u>\$ 209.1</u>	<u>\$ 201.7</u>	<u>\$ 258.4</u>
Program Revenues										
Governmental activities										
Charges for services:										
General government	\$ 10.1	\$ 11.0	\$ 9.9	\$ 10.4	\$ 10.8	\$ 10.8	\$ 9.9	\$ 9.6	\$ 8.7	\$ 8.3
Public Safety	2.2	2.3	2.3	2.4	2.5	2.6	2.4	2.6	2.3	1.9
Streets and drainage		0.1	0.1	0.1						
Health and welfare										
Culture and recreation	0.1	0.1	0.1	0.1	0.1	0.1	0.1	0.1	0.1	0.1
Conservation and development										
Operating grants and contributions	32.9	26.8	26.3	19.4	35.8	18.0	17.9	19.3	39.1	81.7
Capital grants and contributions	22.0	18.1	22.2	26.9	37.9	15.5	33.0	10.3	7.2	8.4
Total governmental activities program revenues	<u>67.3</u>	<u>58.4</u>	<u>60.9</u>	<u>59.3</u>	<u>87.1</u>	<u>47.0</u>	<u>63.3</u>	<u>41.9</u>	<u>57.4</u>	<u>100.4</u>
Business-type activities:										
Charges for services:										
Electric & Gas	38.6	41.5	46.4	40.3	39.1	40.5	43.7	38.3	33.5	40.1
Sewerage	7.8	8.1	8.1	8.1	7.9	7.7	7.4	7.5	7.4	7.4
Sanitation	7.7	8.0	8.3	8.1	7.8	8.0	8.6	8.7	7.9	9.3
Civic Center	0.5	0.6	0.5	0.5	0.4	0.5	0.5	0.6	0.3	0.3
Operating grants and contributions	1.3	0.3	0.3	0.7	0.3	0.3	0.2	1.4	0.2	0.5
Capital grants and contributions	0.9	0.1	0.6		1.5	0.3				0.5
Total business-type activities program revenues	<u>56.8</u>	<u>58.6</u>	<u>64.2</u>	<u>57.7</u>	<u>57.0</u>	<u>57.3</u>	<u>60.4</u>	<u>56.5</u>	<u>49.3</u>	<u>58.1</u>
Total primary government program revenues	<u>\$ 124.1</u>	<u>\$ 117.0</u>	<u>\$ 125.1</u>	<u>\$ 117.0</u>	<u>\$ 144.1</u>	<u>\$ 104.3</u>	<u>\$ 123.7</u>	<u>\$ 98.4</u>	<u>\$ 106.7</u>	<u>\$ 158.5</u>
Net (expense)/revenue										
Governmental activities	\$ (79.4)	\$ (75.4)	\$ (57.4)	\$ (58.2)	\$ (63.9)	\$ (85.2)	\$ (9.1)	\$ (99.7)	\$ (77.4)	\$ (83.8)
Business-type activities	(2.3)	(1.9)	(1.5)	(2.8)	(7.1)	(9.6)	0.3	(11.0)	(17.6)	(16.1)
Total primary government net expense	<u>\$ (81.7)</u>	<u>\$ (77.3)</u>	<u>\$ (58.9)</u>	<u>\$ (61.0)</u>	<u>\$ (71.0)</u>	<u>\$ (94.8)</u>	<u>\$ (8.8)</u>	<u>\$ (110.7)</u>	<u>\$ (95.0)</u>	<u>\$ (99.9)</u>

Terrebonne Parish Consolidated Government
Changes in Net Position
Last Ten Fiscal Years
(in millions)
(Unaudited)

	Fiscal Year									
	2012	2013	2014	2015	2016	2017	2018	2019	2020	2021
General Revenues and Other										
Changes in Net Position										
Governmental activities:										
Taxes										
Property taxes	\$ 28.0	\$ 26.5	\$ 26.7	\$ 27.3	\$ 33.8	\$ 35.4	\$ 36.0	\$ 35.9	\$ 36.4	\$ 30.1
Sales taxes	39.6	43.2	44.8	38.6	34.8	35.0	36.2	37.4	38.0	45.3
Other taxes	1.4	1.5	1.8	1.7	1.7	1.4	1.8	1.9	2.0	1.8
Unrestricted grants and contributions	8.7	10.0	9.7	7.6	5.9	6.7	6.3	6.5	5.6	5.4
Other	1.5	0.1	1.2	9.8	1.5	2.2	2.5	4.0	2.0	8.2
Special items										
Transfers	(1.5)	3.4	2.7	1.0	2.9	7.6	4.3	5.4	3.5	1.4
Total governmental activities	<u>77.7</u>	<u>84.7</u>	<u>86.9</u>	<u>86.0</u>	<u>80.6</u>	<u>88.3</u>	<u>87.1</u>	<u>91.1</u>	<u>87.5</u>	<u>92.2</u>
Business-type activities:										
Taxes										
Property taxes	9.8	9.3	9.7	10.2	10.4	10.4	10.7	10.6	11.1	11.4
Other taxes	0.3	0.3	0.4	0.3	0.2	0.2	0.3	0.3	0.3	0.4
Other	0.3	(0.6)	0.6	0.8	0.2	0.4	1.0	1.2	0.5	
Transfers	1.5	(3.4)	(2.7)	(1.0)	(2.9)	(7.6)	(4.3)	(5.4)	(3.5)	(1.4)
Total business-type activities	<u>11.9</u>	<u>5.6</u>	<u>8.0</u>	<u>10.3</u>	<u>7.9</u>	<u>3.4</u>	<u>7.7</u>	<u>6.7</u>	<u>8.4</u>	<u>10.4</u>
Total primary government	<u>\$ 89.6</u>	<u>\$ 90.3</u>	<u>\$ 94.9</u>	<u>\$ 96.3</u>	<u>\$ 88.5</u>	<u>\$ 91.7</u>	<u>\$ 94.8</u>	<u>\$ 97.8</u>	<u>\$ 95.9</u>	<u>\$ 102.6</u>
Change in Net Position										
Governmental activities	\$ (1.7)	\$ 9.3	\$ 29.5	\$ 27.8	\$ 16.7	\$ 3.1	\$ 78.2	\$ (8.6)	\$ 10.1	\$ 8.4
Business-type activities	9.6	3.7	6.5	7.5	0.8	(6.2)	8.1	(4.3)	(9.2)	(5.7)
Total primary government	<u>\$ 7.9</u>	<u>\$ 13.0</u>	<u>\$ 36.0</u>	<u>\$ 35.3</u>	<u>\$ 17.5</u>	<u>\$ (3.1)</u>	<u>\$ 86.3</u>	<u>\$ (12.9)</u>	<u>\$ 0.9</u>	<u>\$ 2.7</u>

Terrebonne Parish Consolidated Government
Governmental Activities Tax Revenues by Source (1)
Last Ten Fiscal Years
(modified accrual basis of accounting)
(Unaudited)

<u>Year</u>	<u>Ad Valorem Taxes</u>	<u>Sales & Use Taxes</u>	<u>Special Assessment Taxes</u>	<u>Other Taxes</u>	<u>Total</u>
2012	\$ 28,016,809	\$ 39,558,954	\$ 15,706	\$ 1,422,744	\$ 69,014,213
2013	26,473,371	43,251,970	22,560	1,446,469	71,194,370
2014	26,726,303	44,756,815	40,952	1,715,772	73,239,842
2015	27,278,054	38,623,466		1,681,944	67,583,464
2016	33,804,530	34,810,159		1,626,256	70,240,945
2017	35,439,219	34,950,737		1,424,713	71,814,669
2018	36,036,675	36,248,137	2,968	1,349,256	73,637,036
2019	35,945,937	37,356,920		1,423,226	74,726,083
2020	36,385,212	37,990,464		1,677,802	76,053,478
2021	30,090,306	45,297,718		1,667,599	77,055,623

(1) Includes all governmental fund types.

Terrebonne Parish Consolidated Government
Statistical Section
December 31, 2021
(Unaudited)

This part of Terrebonne Parish Consolidated Government's comprehensive annual financial report presents detailed information as a context for understanding what the information in the financial statements, note disclosures, and required supplementary information says about the government's overall financial health.

Contents	Page
Financial Trends <i>These schedules contain trend information to help the reader understand how the government's financial performance and well-being have changed over time.</i>	208
Revenue Capacity <i>These schedules contain information to help the reader assess the government's most significant local revenue sources.</i>	220
Debt Capacity <i>These schedules present information to help the reader assess the affordability of the government's current levels of outstanding debt and the government's ability to issue additional debt in the future.</i>	225
Demographic and Economic Information <i>These schedules offer demographic and economic indicators to help the reader understand the environment within which the government's financial activities take place.</i>	230
Operating Information <i>These schedules contain service and infrastructure data to help the reader understand how the information in the government's financial report relates to the services the government provides and the activities it performs.</i>	232

Sources: Unless otherwise noted, the information in these schedules is derived from the comprehensive annual financial reports for the relevant year.

**Terrebonne Parish Consolidated Government
Property Tax Levies and Collections
Last Ten Fiscal Years
(Unaudited)**

Fiscal Year Ended December 31	Collection Year Ended December 31	Taxes Levied for the Fiscal Year (Original Levy)	Adjustments	Total Tax Levy for Fiscal Year	Collected Within the Fiscal Year of the Levy		Collections in Subsequent Years	Total Collections to Date	
					Amount	Percentage of Levy		Amount	Percentage of Levy
2012	2013	\$ 34,780,278	-	\$ 34,780,278	\$ 34,164,340	98.23%	\$ 730,407	\$ 34,894,747	100.33% (1)
2013	2014	36,137,191	-	36,137,191	35,746,909	98.92%	41,507	35,788,416	99.03%
2014	2015	37,128,457	-	37,128,457	36,730,260	98.93%	111,205	36,841,465	99.23%
2015	2016	43,091,214	-	43,091,214 (2)	42,659,498	99.00%	26,221	42,685,719	99.06%
2016	2017	45,452,117	-	45,452,117	45,211,818	99.47%	42,608	45,254,426	99.57%
2017	2018	46,856,757	-	46,856,757	46,499,604	99.24%	24,829	46,524,433	99.29%
2018	2019	46,731,366	-	46,731,366	46,330,285	99.14%	16,495	46,346,780	99.18%
2019	2020	47,608,266	-	47,608,266	46,933,455	98.58%	8,640	46,942,095	98.60%
2020	2021	41,735,910	-	41,735,910	41,040,836	98.33%	954	41,041,790	98.34%
2021	2022	45,739,386	-	45,739,386	4,375,846 (3)	9.57%	-	4,375,846	9.57%

"Total Tax Levy" represents the taxpayer portion of the original levy of the Assessor. The amounts to be paid by the taxpayer are ultimately collected in full except for those adjustments due to assessment error or delayed homestead exemptions.

For financial statement reporting, ad valorem taxes represent total tax levy plus delinquent tax collections.

The fiscal year of the levy begins October 1st and ends September 30th of the following year.

- (1) For the Fiscal Year 2012, which reflects greater than 100%, this year includes the release of protest taxes previously held in escrow. The levy year for these protest taxes is unknown. Therefore, included in the year the taxes were released.
- (2) Tax assessments and collections of taxes dedicated to the mission of the Terrebonne Council on Aging, Inc. were included based on a change of entity.
- (3) Due to a delay in reassessment caused by Hurricane Ida, the deadline to pay 2021 ad valorem taxes was extended to January 31, 2022.

Source: Terrebonne Parish Sheriff's Office.

**Terrebonne Parish Consolidated Government
Schedule of Insurance in Force - Utilities Fund
December 31, 2021**

Company	Type of Insurance	Amount	Expiration Date
Safety National Casualty Corporation	Workers' Compensation Deductible: \$600,000 Deductible: \$750,000 Police & Fireman & Auto	\$ 25,000,000 1,000,000 (employer's liability)	4-1-22
American Alternative Insurance Corporation	Special Excess Liability Auto & General Liability Deductible: \$500,000	10,000,000 20,000,000 (General Aggregate)	4-1-22
Associated Electric and Gas Insurance Services, Ltd.	Excess Liability: Gas and Electric Utility Liability, Emergency Assistance Agreement and Engineers Errors & Omissions Deductible: \$200,000 General Liability Deductible: \$500,000 Pollution Liability Deductible: \$200,000 Emergency Assistant Agreement	20,000,000 40,000,000 (Aggregate)	4-1-22
American Alternative Insurance Corporation	Excess Public Officials, Employees Liability and Employment Practices Liability Deductible: \$250,000	10,000,000 20,000,000 (Aggregate)	4-1-22
Illinois Union Insurance Company	Environmental Pollution Liability Deductible: \$250,000	5,000,000	4-1-22
Travelers Property Casualty Company of America	Boiler and Machinery Policy Deductible: \$200,000 \$25,000 All other "covered equipment"	100,000,000	3-1-22
Great American Insurance Company of New York	Commercial Property - Fire & Extended Perils (Ex. Wind/Hail) Deductible: \$50,000 per occurrence	255,469,038 (including auto)	3-1-22
ACE American Insurance Company	Commercial Property - Fire & Extended Perils (Ex. Wind/Hail) Generator Plant Deductible: \$50,000 per occurrence; \$100,000 per occurrence as respects Steam Boilers and Turbine Generator Units	65,000,000	3-1-22
Certain Underwriters @ Lloyd's of London	Commercial Property - Wind/Hail (17.5% of \$25,000,000) 2% of TIV of each Unit of Insurance Minimum \$100,000 per occurrence	4,375,000	3-1-22
Velocity- Lloyd's/ Interstate Fire & Casualty	Commercial Property (10% of \$65,000,000) 2% of TIV of each Unit of Insurance Minimum \$100,000 per occurrence	6,500,000	3-1-22
National Fire & Marine	Commercial Property (25% of \$65,000,000) 2% of TIV of each Unit of Insurance Minimum \$100,000 per occurrence	16,250,000	3-1-22

(Continued)

**Terrebonne Parish Consolidated Government
Schedule of Insurance in Force - Utilities Fund
December 31, 2021**


Company	Type of Insurance	Amount	Expiration Date
Landmark American Insurance Company	Commercial Property (5% of \$25,000,000) 2% of TIV of each Unit of Insurance Minimum \$100,000 per occurrence	1,250,000	3-1-22
First Specialty Insurance Company	Commercial Property (10% of \$25,000,000) 2% of TIV of each Unit of Insurance Minimum \$100,000 per occurrence	2,500,000	3-1-22
Underwriters' @ Lloyd's of London (Various Underwriters)	Commercial Property (17.5% of \$65,000,000) 2% of TIV of each Unit of Insurance Minimum \$100,000 per occurrence	11,375,000	3-1-22
James River Insurance Company	Commercial Property (17.5% of \$40,000,000, excess of \$25M) 2% of TIV of each Unit of Insurance Minimum \$100,000 per occurrence	7,000,000	3-1-22
Everest Insurance	Commercial Property (7.5% of \$65,000,000) 2% of TIV of each Unit of Insurance Minimum \$100,000 per occurrence	4,875,000	3-1-22
Star Stone Specialty Insurance Company	Commercial Property (7.5% of \$65,000,000) 2% of TIV of each Unit of Insurance Minimum \$100,000 per occurrence	4,875,000	3-1-22
Axis Surplus Insurance Company	Commercial Property (15% of \$40,000,000) 2% of TIV of each Unit of Insurance Minimum \$100,000 per occurrence	6,000,000	3-1-22
Great American Insurance Company	Inland Marine Deductible: \$10,000 per occurrence for items <\$25,000 in value; \$25,000 per occurrence for items >\$25,000	14,297,047	3-1-22
Wright National Flood Insurance Company	Flood Insurance (Ashland Jail) Building Contents Deductible	500,000 500,000 1,250	4-8-22
Wright National Flood Insurance Company	Flood Insurance (Juvenile Detention Center) Building Contents Deductible	500,000 500,000 1,250	4-22-22
Wright National Flood Insurance Company	Flood Insurance (Bus Depot) Building Contents Deductible	435,000 11,000 1,250	1-27-22

(Continued)

**Terrebonne Parish Consolidated Government
Schedule of Insurance in Force - Utilities Fund
December 31, 2021**

Company	Type of Insurance	Amount	Expiration Date
Wright National Flood Insurance Company	Flood Insurance (Dulac Library) Building Contents Deductible	500,000 500,000 1,250	8-26-22
Wright National Flood Insurance Company	Flood Insurance (614 Woodside Drive) Building Deductible	200,000 5,000	2-20-22
Wright National Flood Insurance Company	Flood Insurance (Pollution Lift Station - 98 Bonnie Street) Building Deductible	35,000 1,000	7-31-22
AIG Specialty Insurance Company	Contractors' Pollution Liability Deductible: \$5,000	\$1,000,000 2,000,000 (Aggregate)	4-1-22
AIG Specialty Insurance Company	Cyber Liability Security and Privacy, Network Interruption, Event Management, Cyber Extortion Deductible: \$25,000 (All coverages)	3,000,000	4-1-22
Atlantic Specialty Insurance Company	Protection and Indemnity (Watercraft) Deductible: \$500,000	1,000,000	4-1-22
Lloyd's of London Underwriters	Excess Protection and Indemnity (Watercraft) (In excess of \$1,000,000) Deductible: N/A	9,000,000	4-1-22
Lloyd's of London Insurance Company	Auto Physical Damage Insurance - Scheduled vehicles Deductible: \$2,500 (Comprehensive and Collision)	208,838 (On 8 scheduled vehicles)	4-1-22
Syndicates 2623/623 @ Lloyd's of London	Medical Professional Liability Deductible: \$500,000	1,000,000 3,000,000 (Aggregate)	4-1-22
American Alternative Insurance Corporation	Aircraft Liability Deductible: N/A	5,000,000	4-1-22

SINGLE AUDIT- UNIFORM GUIDANCE SUPPLEMENTARY FINANCIAL REPORT



For the Year Ended December 31, 2021

Terrebonne Parish Consolidated Government
Houma, Louisiana

Terrebonne Parish Consolidated Government

***Single Audit Under Title 2 U.S. Code of Federal Regulations Part
200, Uniform Administrative Requirements, Cost Principles, and
Audit Requirements for Federal Awards (Uniform Guidance)***

Supplementary Financial Report

***Terrebonne Parish Consolidated Government
(the Primary Government)***

Houma, Louisiana

For the year ended December 31, 2021

Supplementary Financial Report

Terrebonne Parish Consolidated Government (the Primary Government)

For the year ended December 31, 2021

TABLE OF CONTENTS

	<u>Page Number</u>
Title Page	i
Table of Contents	ii
Special Reports of Certified Public Accountants	
Independent Auditor’s Report on Internal Control Over Financial Reporting and on Compliance and Other Matters Based on an Audit of Financial Statements Performed in Accordance with <u>Government Auditing Standards</u>	1 - 3
Independent Auditor’s Report on Compliance for Each Major Program, on Internal Control over Compliance and Report on Schedule of Expenditures of Federal Awards Required by the Uniform Guidance	4 - 7
Schedule of Expenditures of Federal Awards	8 - 12
Notes to Schedule of Expenditures of Federal Awards	13 - 14
Schedule of Findings and Questioned Costs	15 - 16
Reports by Management	
Schedule of Prior Year Findings and Questioned Costs	17
Management’s Corrective Action Plan	18

SPECIAL REPORTS OF CERTIFIED PUBLIC ACCOUNTANTS

**INDEPENDENT AUDITOR’S REPORT ON INTERNAL CONTROL
OVER FINANCIAL REPORTING AND ON COMPLIANCE AND OTHER
MATTERS BASED ON AN AUDIT OF FINANCIAL STATEMENTS PERFORMED
IN ACCORDANCE WITH GOVERNMENT AUDITING STANDARDS**

To the Parish President and the
Terrebonne Parish Council,
Houma, Louisiana.

We have audited, in accordance with the auditing standards generally accepted in the United States of America and the standards applicable to financial audits contained in *Government Auditing Standards* issued by the Comptroller General of the United States, the financial statements of the governmental activities, the business-type activities, the aggregate discretely presented component units, each major fund and the aggregate remaining fund information of the Terrebonne Parish Consolidated Government (the Primary Government), State of Louisiana, as of and for the year ended December 31, 2021, and the related notes to the financial statements, which collectively comprise the Primary Government’s basic financial statements and have issued our report thereon dated June 29, 2022.

Our reports include a reference to other auditors who audited the discretely presented component unit financial statements of the Terrebonne General Medical Center, Houma-Terrebonne Airport Commission, Houma Area Convention and Visitors Bureau, Terrebonne Parish Port Commission, Houma-Terrebonne Regional Planning Commission, Houma-Terrebonne Public Trust Financing Authority, District Attorney of the Thirty-Second Judicial District Court, Clerk of Court, Assessor, Terrebonne Parish Fire Districts No. 5, 6, 7, 8 and 9, Bayou Cane Fire Protection District, Coteau Fire Protection District, Terrebonne Parish Recreation Districts No. 2/3, 3, 6, 7 and 8, Terrebonne Parish Veterans’ Memorial District, Terrebonne Parish Communications District, Firemen’s Pension and Relief Fund, Thirty-Second Judicial District Court, Terrebonne Parish Coroner and Terrebonne Economic Development Authority as described in our report on the Primary Government’s financial statements. These component units have separate boards and accounting systems for which separate reports on compliance and internal control over financial reporting have been issued by those auditors. This report does not include the results of the other auditors’ testing of internal control over financial reporting and on compliance and other matters. Other component units of the Primary Government, which we have audited the discretely presented component unit financial statements, have separate boards and accounting systems for which separate reports on compliance and internal control over financial reporting have been issued. This report does not include the results of our testing of internal control over financial reporting and on compliance and other matters that we have reported on separately.

Report on Internal Control over Financial Reporting

In planning and performing our audit of the Primary Government's financial statements, we considered the Primary Government's internal control over financial reporting (internal control) as a basis for designing audit procedures that are appropriate in the circumstances for the purpose of expressing our opinions on the Primary Government's financial statements, but not for the purpose of expressing an opinion on the effectiveness of the Primary Government's internal control. Accordingly, we do not express an opinion on the effectiveness of the Primary Government's internal control over financial reporting.

A deficiency in internal control exists when the design or operation of a control does not allow management or employees, in the normal course of performing their assigned functions, to prevent or detect and correct misstatements on a timely basis. A material weakness is a deficiency, or combination of deficiencies, in internal control such that there is a reasonable possibility that a material misstatement of the Primary Government's financial statements will not be prevented, or detected and corrected on a timely basis. A significant deficiency is a deficiency, or a combination of deficiencies, in internal control that is less severe than a material weakness, yet important enough to merit attention by those charged with governance.

Our consideration of internal control was for the limited purpose described in the first paragraph of this section and was not designed to identify all deficiencies in internal control that might be material weaknesses or significant deficiencies. Given these limitations, during our audit we did not identify any deficiencies in internal control that we consider to be material weaknesses. However, material weaknesses may exist that have not been identified.

Report on Compliance and Other Matters

As part of obtaining reasonable assurance about whether the Primary Government's financial statements are free of material misstatement, we performed tests of its compliance with certain provisions of laws, regulations, contracts and grant agreements, noncompliance with which could have a direct and material effect on the financial statements. However, providing an opinion on compliance with those provisions was not an objective of our audit, and accordingly, we do not express such an opinion. The results of our tests disclosed no instances of noncompliance or other matters that are required to be reported under *Government Auditing Standards*.

Purpose of this Report

The purpose of this report is solely to describe the scope of our testing of internal control and compliance and the results of that testing, and not to provide an opinion on the effectiveness of the Primary Government's internal control or on compliance. This report is an integral part of an audit performed in accordance with *Government Auditing Standards* in considering the Primary Government's internal control and compliance. Accordingly, this communication is not suitable for any other purpose.

Bourgeois Bennett, L.L.C.

Certified Public Accountants.

Houma, Louisiana,
June 29, 2022.

**INDEPENDENT AUDITOR’S REPORT ON COMPLIANCE FOR
EACH MAJOR PROGRAM AND ON INTERNAL CONTROL OVER COMPLIANCE
REQUIRED BY THE UNIFORM GUIDANCE**

To the Parish President and the
Terrebonne Parish Council,
Houma, Louisiana.

Report on Compliance for Each Major Federal Program

Opinion on Each Major Federal Program

We have audited Terrebonne Parish Consolidated Government (the Primary Government), State of Louisiana’s, compliance with the types of compliance requirements identified as subject to audit in the *OMB Compliance Supplement* that could have a direct and material effect on each of the Primary Government’s major federal programs for the year ended December 31, 2021. The Primary Government’s major federal programs are identified in the summary of auditor’s results section of the accompanying schedule of findings and questioned costs.

In our opinion, the Primary Government complied, in all material respects, with the types of compliance requirements referred to above that could have a direct and material effect on each of its major federal programs for the year ended December 31, 2021.

Report on Schedule of Expenditures of Federal Awards

We have audited the financial statements of the Primary Government as of and for the year ended December 31, 2021, and the related notes to the financial statements which collectively comprise the Primary Government’s basic financial statements. We issued our report thereon dated June 29, 2022 which contained an unmodified opinion on those financial statements. We did not audit the financial statements of the Terrebonne General Medical Center, Houma-Terrebonne Airport Commission, Houma Area Convention and Visitors Bureau, Terrebonne Parish Port Commission, Houma-Terrebonne Regional Planning Commission, Houma-Terrebonne Public Trust Financing Authority, District Attorney of the Thirty-Second Judicial District Court, Clerk of Court, Assessor, Terrebonne Parish Fire Districts No. 5, 6, 7, 8 and 9, Bayou Cane Fire Protection District, Coteau Fire Protection District, Terrebonne Parish Recreation Districts No. 2/3, 3, 6, 7 and 8, Terrebonne Parish Veterans’ Memorial District, Terrebonne Parish Communications District, Firemen’s Pension and Relief Fund, Thirty-Second Judicial District Court, Terrebonne Parish Coroner and Terrebonne Economic Development Authority.

These component units have separate boards and accounting systems whose financial statements and accompanying schedule of expenditures of federal awards, if applicable, were audited by other auditors. Other component units of the Primary Government, which we have audited the discretely presented component unit financial statements, have separate boards and accounting systems for which separate audit reports on their financial statements and their accompanying schedule of expenditures of federal awards, if applicable, have been issued. This report on the Primary Government's schedule of expenditures of federal awards does not include these entities. Our audit was conducted for the purpose of forming opinions on the financial statements that collectively comprise the Primary Government's basic financial statements. The accompanying schedule of expenditures of federal awards is presented for purposes of additional analysis as required by the *Uniform Guidance*, and is not a required part of the Primary Government's basic financial statements. Such information is the responsibility of management and was derived from and relates directly to the underlying accounting and other records used to prepare the basic financial statements. The information has been subjected to the auditing procedures applied in the audit of the financial statements and certain additional procedures, including comparing and reconciling such information directly to the underlying accounting and other records used to prepare the financial statements or to the financial statements themselves, and other additional procedures in accordance with auditing standards generally accepted in the United States of America. In our opinion, the schedule of expenditures of federal awards is fairly stated in all material respects, in relation to the Primary Government's basic financial statements taken as a whole.

The Primary Government's basic financial statements include the operations of the District Attorney of the Thirty-Second Judicial District, Terrebonne Council on Aging, Inc., Terrebonne Levee and Conservation District, and Terrebonne General Medical Center presented as component units, which received \$1,202,756, \$1,065,338, \$15,392,709, and \$6,959,840 respectively, in federal awards which are not included in the schedule for the year ended December 31, 2021. Our audit, described below, did not include the operations of the District Attorney of the Thirty-Second Judicial District, Terrebonne Council on Aging, Inc., Terrebonne Levee and Conservation District, and Terrebonne General Medical Center as these entities were audited under a separate engagement and the results of those audits on compliance have been separately reported. The component units described in Note 1 to the schedule of expenditures of federal awards, excluding those listed above, received federal awards and are not included in the schedule because these entities were audited under separate audit engagements and, in addition, were not subject to the types of compliance requirements described above.

Basis for Opinion on Each Major Federal Program

We conducted our audit of compliance in accordance with auditing standards generally accepted in the United States of America; the standards applicable to financial audits contained in *Government Auditing Standards*, issued by the Comptroller General of the United States; and the audit requirements of *Title 2 U.S. Code of Federal Regulations Part 200, Uniform Administrative Requirements, Cost Principles, and Audit Requirements for Federal Awards (Uniform Guidance)*. Our responsibilities under those standards and the Uniform Guidance are further described in the Auditor's Responsibilities for the Audit of Compliance section of our report.

We are required to be independent of the Primary Government and to meet our other ethical responsibilities, in accordance with relevant ethical requirements relating to our audit. We believe that the audit evidence we have obtained is sufficient and appropriate to provide a basis for our opinion on compliance for each major federal program. Our audit does not provide a legal determination of the Primary Government's compliance with the compliance requirements referred to above.

Responsibilities of Management for Compliance

Management is responsible for compliance with the requirements referred to above and for the design, implementation, and maintenance of effective internal control over compliance with the requirements of laws, statues, regulations, rules and provisions of contracts or grant agreements applicable to the Primary Government's federal programs.

Auditor's Responsibilities for the Audit of Compliance

Our objectives are to obtain reasonable assurance about whether material noncompliance with the compliance requirements referred to above occurred, whether due to fraud or error, and express an opinion on the Primary Government's compliance based on our audit. Reasonable assurance is a high level of assurance but is not absolute assurance and therefore is not a guarantee that an audit conducted in accordance with generally accepted auditing standards, *Government Audit Standards*, and the Uniform Guidance will always detect material noncompliance when it exists. The risk of not detecting material noncompliance resulting from fraud is higher than for that resulting from error, as fraud may involve collusion, forgery, intentional omissions, misrepresentations, or the override of internal control. Noncompliance with the compliance requirements referred to above is considered material if there is a substantial likelihood that, individually or in the aggregate, it would influence the judgment made by a reasonable user of the report on compliance about the Primary Government's compliance with the requirements of each major federal program as a whole.

In performing an audit in accordance with generally accepted auditing standards, *Government Auditing Standards*, and the Uniform Guidance, we:

- Exercise professional judgment and maintain professional skepticism throughout the audit.
- Identify and assess the risks of material noncompliance, whether due to fraud or error, and design and perform audit procedures responsive to those risks. Such procedures include examining, on a test basis, evidence regarding the Primary Government's compliance with the compliance requirements referred to above and performing such other procedures as we considered necessary in the circumstances.
- Obtain an understanding of the Primary Government's internal control over compliance relevant to the audit in order to design audit procedures that are appropriate in the circumstances and to test and report on internal control over compliance in accordance with the Uniform Guidance, but not for the purpose of expressing an opinion on the effectiveness of the Primary Government's internal control over compliance. Accordingly, no such opinion is expressed.

We are required to communicate with those charged with governance regarding, among other matters, the planned scope and timing of the audit and any significant deficiencies and material weaknesses in internal control over compliance that we identified during the audit.

Report on Internal Control over Compliance

A *deficiency in internal control over compliance* exists when the design or operation of a control over compliance does not allow management or employees, in the normal course of performing their assigned functions, to prevent, or detect and correct, noncompliance with a type of compliance requirement of a federal program on a timely basis. A *material weakness in internal control over compliance* is a deficiency, or combination of deficiencies, in internal control over compliance, such that there is a reasonable possibility that material noncompliance with a type of compliance requirement of a federal program will not be prevented, or detected and corrected, on a timely basis. A *significant deficiency in internal control over compliance* is a deficiency, or a combination of deficiencies, in internal control over compliance with a type of compliance requirement of a federal program that is less severe than a material weakness in internal control over compliance, yet important enough to merit attention by those charged with governance.

Our consideration of internal control over compliance was for the limited purpose described in the Auditor's Responsibilities for the Audit of Compliance section above and was not designed to identify all deficiencies in internal control over compliance that might be material weaknesses or significant deficiencies. Given these limitations, during our audit we did not identify any deficiencies in internal control over compliance that we consider to be material weaknesses, as defined above. However, material weaknesses or significant deficiencies in internal control may exist that have not been identified.

Our audit was not designed for the purpose of expressing an opinion on the effectiveness of internal control over compliance. Accordingly, no such opinion is expressed.

The purpose of this report on internal control over compliance is solely to describe the scope of our testing of internal control over compliance and the results of that testing based on the requirements of the *Uniform Guidance*. Accordingly, this report is not suitable for any other purpose.

Bourgeois Bennett, L.L.C.

Certified Public Accountants.

Houma, Louisiana,
June 29, 2022.

SCHEDULE OF EXPENDITURES OF FEDERAL AWARDS

**Terrebonne Parish Consolidated Government
(the Primary Government)**

For the year ended December 31, 2021

Federal Grantor/Pass-Through Grantor/Program Title	Federal CFDA Number	Federal Award/ Pass-Through Entity Identifying Number	Federal Expenditures*	Passed Through to Subrecipients
U.S. Department of Agriculture:				
Food and Nutrition Service:				
<u>Pass-Through Program From:</u>				
<u>Louisiana Department of Education:</u>				
Child and Adult Care Food Program	10.558	25-013	\$ 74,513	\$ -
Rural Housing Preservation Grant:				
<u>Pass-Through Program From:</u>				
<u>U.S. Department of Housing</u>				
2018 Housing Preservation Grant	10.433	03	3,216	-
Total U.S. Department of Agriculture			<u>77,729</u>	<u>-</u>
U.S. Department of Commerce:				
National Oceanic and Atmospheric Administration:				
<u>Pass-Through Programs From:</u>				
<u>Louisiana Department of Natural Resources:</u>				
Coastal Zone Management Administration Awards - Terrebonne Parish Local Coastal Program	11.419	LAGOV No. 2000426719	251,178	-
U.S. Department of Housing and Urban Development:				
Office of Community Planning and Development:				
CDBG - Entitlement Grants Cluster:				
Community Development Block Grants/ Entitlement Grants				
Entitlement Grants	14.218	B-20-MC-22-0209	663,565	-
Community Development Block Grant CARES Act	14.218	C-20-MW-22-0011	456,307	-
HOME Investment Partnerships Program	14.239	M-20-MC-22-0209	87,089	-
Continuum of Care Program	14.267	LA0335L6H091800	69,132	-
Continuum of Care Program	14.267	LA0335L6H091901	37,916	-
Section 8 Moderate Rehabilitation Single Room Occupancy	14.249	SRO Contract LA211SR0001	29,171	-
Office of Public and Indian Housing:				
Housing Voucher Cluster				
Section 8 Housing Choice Vouchers	14.871	LA211VO	2,946,145	-
Public Housing CARES Act	14.871	LA211CV	43,712	-
HCV - Temporary Emergency Sunset Vouchers	14.871	LA211VO0170	25	-
Family Self-sufficiency Program Grant (Program Coordinator)	14.896	LA211FSS21LA3485	50,137	-
Subtotal Direct Programs			<u>4,383,199</u>	<u>-</u>

SCHEDULE OF EXPENDITURES OF FEDERAL AWARDS

**Terrebonne Parish Consolidated Government
(the Primary Government)**

For the year ended December 31, 2021

Federal Grantor/Pass-Through Grantor/Program Title	Federal CFDA Number	Federal Award/ Pass-Through Entity Identifying Number	Federal Expenditures*	Passed Through to Subrecipients
U.S. Department of Housing and Urban Development: (Continued)				
Office of Community Planning and Development:				
<u>Pass-Through Program From:</u>				
<u>Louisiana Department of Children and Family Services:</u>				
<u>Office of Community Services:</u>				
Emergency Solutions Grants Program	14.231	ESGP FY 2020-2021	\$ 158,787	\$ -
Emergency Solutions Grants Program - CARES Act	14.231	ESGP CV	384,654	-
<u>Pass-Through Program From:</u>				
<u>State of Louisiana Division of Administration</u>				
<u>Office of Community Development:</u>				
CDBG Disaster Recovery Program Through the Parish				
LASAFE Program - Lake Boudreaux Living Mitigation	14.272	B-13-DS-22-0002n PO# 2000495221	1,446,288	
LASAFE Program - Buyout	14.272	B-13-DS-22-0002 PO# 2000439920	1,176	
CDBG Disaster Recovery Program Grant Award-				
Homebuyers Recovery Program	14.228	CFMS #678958	24,271	-
Eastside Substation	14.228	CFMS 678958/55-PARA-3406	34,951	-
Subtotal Pass-Through Programs			<u>2,050,127</u>	<u>-</u>
Total U.S. Department of Housing and Urban Development			<u>6,433,326</u>	<u>-</u>
U.S. Department of the Interior:				
Bureau of Ocean Energy Management, Regulation, and Enforcement				
<u>Pass-Through Program From:</u>				
<u>State of Louisiana - Coastal Protection and Restoration Authority:</u>				
GOMESA - Elliot Jones Pump Station	15.435	TE-0159	1,787,041	-
Total U.S. Department of Interior			<u>1,787,041</u>	<u>-</u>
U.S. Department of Justice:				
Bureau of Justice Assistance:				
Office of Justice Programs:				
Coronavirus Emergency Supplemental Funding	16.738	2020-VD-DX-1356	3,749	
Subtotal Direct Programs			<u>3,749</u>	<u>-</u>
Office of Victims of Crime:				
<u>Pass-Through Programs From:</u>				
<u>Louisiana Commission on Law Enforcement:</u>				
Multi-Jurisdictional Task Force Program 7	16.575	VOCAL #5079	99,962	-
Victim Assistance Program	16.575	VOCAL # 5903	57,127	-
Victim Assistance Program	16.575	SANE # 5645	55,872	-
Victim Assistance Program	16.575	SANE # 6074	35,157	-
Coronavirus Emergency Supplemental Funding - CESF	16.751	2020-DJ-01-5484	58,506	-
VOCAL - Victime Assistance Program 7	16.575	2018-VA: 1/1/20-6/30/2021	88,102	-
Subtotal Pass-Through Programs			<u>394,726</u>	<u>-</u>
Total U.S. Department of Justice			<u>398,475</u>	<u>-</u>

SCHEDULE OF EXPENDITURES OF FEDERAL AWARDS

**Terrebonne Parish Consolidated Government
(the Primary Government)**

For the year ended December 31, 2021

Federal Grantor/Pass-Through Grantor/Program Title	Federal CFDA Number	Federal Award/ Pass-Through Entity Identifying Number	Federal Expenditures*	Passed Through to Subrecipients
U.S. Department of Transportation:				
Federal Transit Administration:				
Federal Transit Cluster:				
Federal Transit Formula Grants -				
Section 9 FTA	20.507	LA-2016-021-01-01/02	1,322,808	-
FTA Cares Act	20.507	LA-2020-032-01-00	290,926	-
Section 5307 FY 2021	20.507	LA-2016-021-04	1,493,328	-
Subtotal Direct Programs			3,107,062	-
<u>Pass-Through Program From:</u>				
<u>Louisiana Department of Transportation and Development:</u>				
Formula Grants for Rural Areas				
Rural Transportation Program	20.509	LA-2019-011-00	170,836	170,836
Rural Transportation Program	20.509	LA-2020-007	199,907	199,907
Subtotal Formula Grants for Rural Areas			370,743	370,743
Federal Highway Administration:				
<u>Pass-Through Programs From:</u>				
<u>Louisiana Department of Transportation and Development:</u>				
Highway Planning and Construction Cluster:				
Highway Planning and Construction -				
Hollywood Road Reconstruction (South) 4-Lane	20.205	700-55-0101 / STP3008(004)M	978	-
Recreational Trails Program -				
East Houma/East Park Walking	20.219	744-55-0006 ENH-5506 (500)	19,331	-
LA 24 Sidewalks (Construction Only)	20.219	H.009766	1	-
LA 24 Sidewalks - REHAB DOTD	20.219	H.123375	845	-
Subtotal Highway Planning Construction Cluster			21,155	-
National Highway Traffic Safety Administration:				
<u>Pass-Through Programs From:</u>				
<u>Louisiana Highway Safety Commission:</u>				
Highway Safety Cluster				
State and Community Highway Safety - Year Long	20.616	2021-30-26 (CFMS#2000537896)	43,260	-
Subtotal Pass-Through Programs			435,158	370,743
Total U.S. Department of Transportation			3,542,220	370,743
U.S. Department of Treasury:				
Office of the Fiscal Assistant Secretary;				
Office of Gulf Coast Restoration:				
Resources and Ecosystems Sustainability, Tourist Opportunities, and Revived Economies of the Gulf Coast States:				
Bayou Little Caillou Flood Risk Reduction System (Conveyance, Channel, Access Road, and Pumps)	21.015	n/a	1,182,823	-
Department of Treasury:				
Coronavirus State and Local Fiscal Recovery Funds	21.027		17,522,777	-
Total U.S. Department of Treasury			18,705,600	-
U.S. Department of Energy:				
<u>Pass-Through Programs From:</u>				
<u>Louisiana Housing Finance Agency:</u>				
<u>Louisiana Association of Community Action Partnership, Inc.</u>				
Weatherization Assistance for Low-Income Persons -				
LIHEAP/PVE/DOE 2020-2021	81.042	PY 2020 DE-FG4803R83003	\$ 102,786	\$ -
LIHEAP/PVE/DOE 2021-2022	81.042	PY 2021 DE-FG4803R83003	22,783	-
Total U.S. Department of Energy			125,569	-

SCHEDULE OF EXPENDITURES OF FEDERAL AWARDS

**Terrebonne Parish Consolidated Government
(the Primary Government)**

For the year ended December 31, 2021

Federal Grantor/Pass-Through Grantor/Program Title	Federal CFDA Number	Federal Award/ Pass-Through Entity Identifying Number	Federal Expenditures*	Passed Through to Subrecipients
U.S. Department of Health and Human Services:				
Administration for Children and Families:				
Head Start Center Based	93.600	06CH01190701-01-01	1,894,252	-
Head Start CARES Act	93.600	06HE000719-01-00	17,430	-
Head Start American Rescue Plan	93.600	06HE000719-01-01	42,373	-
Subtotal Direct Programs			<u>1,954,055</u>	-
Center for Disease Control and Preparedness:				
<u>Pass-Through Programs From:</u>				
<u>Louisiana Department of Health and Hospitals</u>				
<u>Office of Public Health Center for Community Preparedness</u>				
Strategic National Stockpile (SNS)/Cities Readiness Initiative (CRI)	93.074	LAGOV:2000514766	11,654	-
Administration for Children and Families:				
<u>Pass-Through Programs From:</u>				
<u>Louisiana Association of Community Action Partnerships, Inc.</u>				
Low-Income Home Energy Assistance-LIHEAP FY 2020	93.568	10/01/2019 - 09/30/2021	33,685	-
LIHEAP FY 2021	93.568	10/01/2020 - 09/30/2020	57,970	-
LIHEAP FY 2020 - CARES Act	93.568	10/01/2019 - 09/30/2021	8,516	-
<u>Pass-Through Programs From:</u>				
<u>Louisiana Workforce Commission:</u>				
477 Cluster				
Community Services Block Grant	93.569	2020P0073/CFMS2000235242	407,748	-
Community Services Block Grant - CARES Act	93.569	2021 LACSC3	69,743	-
Subtotal Pass-Through Programs			<u>589,316</u>	-
Total U.S. Department of Health and Human Services			<u>2,543,371</u>	-
U.S. Department of Homeland Security:				
<u>Pass-Through Programs From:</u>				
<u>Louisiana Office of Homeland Security and Emergency Preparedness:</u>				
Flood Mitigation Assistance Grant	97.029	FMA-PJ-06-LA-2015-008	14,432	-
	97.029	FMA-PJ-06-LA-2015-005	3,538	-
	97.029	FMA-PJ-06-LA-2017-017	3,846	-
	97.029	FMA-PJ-06-LA-2017-021	99,379	-
	97.029	FMA-2018-024	2,004	-
Total Flood Mitigation Assistance Grant			<u>123,199</u>	-

SCHEDULE OF EXPENDITURES OF FEDERAL AWARDS

**Terrebonne Parish Consolidated Government
(the Primary Government)**

For the year ended December 31, 2021

Federal Grantor/Pass-Through Grantor/Program Title	Federal CFDA Number	Federal Award/ Pass-Through Entity Identifying Number	Federal Expenditures*	Passed Through to Subrecipients
U.S. Department of Homeland Security: (Continued)				
Hazard Mitigation Grant - Katrina/Rita Acquisition/Elevation	97.039	HMGP 1603-109-0001	\$ 105	\$ -
Hazard Mitigation Grant - Gustav Elevation	97.039	HMGP 1786-109-0001	14,546	-
Hazard Mitigation Grant - Gustav Elevation	97.039	HMGP 1786-109-0003	151,714	-
Hazard Mitigation Grant - Gustav Elevation	97.039	HMGP 1786-109-0006	70,885	-
Hazard Mitigation Grant - Isaac Elevation	97.039	HMGP 4080-109-0001	145,690	-
Hazard Mitigation Grant - Fire District 6 Generator Project	97.039	FEMA-1786-DR-LA	102,878	-
Hazard Mitigation Grant - Petite Caillou Lock Structure	97.039	HMGP 1792-109-0002	3,217,588	-
Total Hazard Mitigation Grant			<u>3,703,406</u>	<u>-</u>
Total Pass-Through Programs			<u>3,826,605</u>	<u>-</u>
Total U.S. Department of Homeland Security			<u>3,826,605</u>	<u>-</u>
Total Expenditures of Federal Awards			<u>\$ 37,691,114</u>	<u>\$ 370,743</u>

* Federal expenditures represent total expenditures for the program. Those expenditures may include amounts reimbursed by state and/or local matches.

See accompanying notes to schedule of expenditures of federal awards.

NOTES TO SCHEDULE OF EXPENDITURES OF FEDERAL AWARDS

Terrebonne Parish Consolidated Government (the Primary Government)

For the year ended December 31, 2021

Note 1 - BASIS OF PRESENTATION

The accompanying schedule of expenditures of federal awards (the Schedule) includes the federal award activity of the Primary Government of the Terrebonne Parish Consolidated Government (the Primary Government) under programs of the federal government for the year ended December 31, 2021. The information in this schedule is presented in accordance with the requirements of Title 2 U.S. *Code of Federal Regulations* Part 200, *Uniform Administrative Requirements, Cost Principles, and Audit Requirements for Federal Awards (Uniform Guidance)*. Because the Schedule presents only a selected portion of the operations of the Primary Government, it is not intended to and does not present the financial position, changes in net assets, or cash flows of the Primary Government.

We did not audit the discretely presented component unit financial statements of the Terrebonne General Medical Center, Houma-Terrebonne Airport Commission, Houma Area Convention and Visitors Bureau, Terrebonne Parish Port Commission, Houma-Terrebonne Regional Planning Commission, Houma-Terrebonne Public Trust Financing Authority, District Attorney of the Thirty-Second Judicial District Court, Clerk of Court, Assessor, Terrebonne Parish Fire Districts No. 5, 6, 7, 8 and 9, Bayou Cane Fire Protection District, Coteau Fire Protection District, Terrebonne Parish Recreation Districts No. 2/3, 3, 6, 7 and 8, Terrebonne Parish Veterans' Memorial District, Terrebonne Parish Communications District, Firemen's Pension and Relief Fund, Thirty-Second Judicial District Court, Terrebonne Parish Coroner and Terrebonne Economic Development Authority. These component units have separate boards and accounting systems whose financial statements and their accompanying schedule of expenditures of federal awards, if applicable, were audited by other auditors. Other component units of the Primary Government, whose discretely presented component unit financial statements have been audited by the auditors of the Primary Government's financial statements, have separate boards and accounting systems for which separate audit reports on their financial statements have been issued. Separate reports, including the accompanying schedule of expenditures of federal awards were issued on Terrebonne General Medical Center for the year ended March 31, 2021, Terrebonne Council on Aging, Inc. and Terrebonne Levee and Conservation District, for the year ended June 30, 2021, and the District Attorney of the Thirty-Second Judicial District for the year ended December 31, 2021, as required under the *Uniform Guidance*.

NOTES TO SCHEDULE OF EXPENDITURES OF FEDERAL AWARDS
(Continued)

Terrebonne Parish Consolidated Government
(the Primary Government)

For the year ended December 31, 2021

Note 2 - SUMMARY OF SIGNIFICANT ACCOUNTING POLICIES

Expenditures reported on the Schedule are reported on the modified accrual basis of accounting. Such expenditures are recognized following the cost principles contained in the *Uniform Guidance*, wherein certain types of expenditures are not allowable or are limited as to reimbursement.

Note 3 - INDIRECT COST RATE

Terrebonne Parish Consolidated Government has not elected to use 10 percent *de minimis* indirect cost rate as allowed under the *Uniform Guidance*.

Note 4 - LOAN ASSISTANCE RECEIVED

The Parish received loan assistance for the following program:

<u>Program</u>	<u>CFDA Number</u>	<u>Outstanding Balance as of 12/31/2021</u>	<u>New Loans Made During the Year Ended 12/31/2021</u>
Capitalization Grants for Clean Water State Revolving Funds	66.458	\$ 6,701,990	\$ 593,002

SCHEDULE OF FINDINGS AND QUESTIONED COSTS
(Continued)

Terrebonne Parish Consolidated Government
(the Primary Government)

For the year ended December 31, 2021

Section I Summary of Auditor's Results (Continued)

c) Identification of Major Programs (continued):

Dollar threshold used to distinguish between type A
and Type B programs:

\$1,130,733

Auditee qualified as low-risk auditee?

X yes no

Section II Financial Statement Findings

No financial statement findings were noted during the audit of the financial statements for the year ended December 31, 2021.

Section III Federal Award Findings and Questioned Costs

There were no federal award findings or questioned costs reported during the audit for the year ended December 31, 2021.

REPORTS BY MANAGEMENT

SCHEDULE OF PRIOR YEAR FINDINGS AND QUESTIONED COSTS

Terrebonne Parish Consolidated Government (the Primary Government)

For the year ended December 31, 2021

Section I Internal Control and Compliance Material to the Primary Government's Basic Financial Statements

Internal Control

No material weaknesses were noted during the audit for the year ended December 31, 2020.

No significant deficiencies were reported during the audit for the year ended December 31, 2020.

Compliance

No compliance findings material to the Primary Government's financial statements were noted during the audit for the year ended December 31, 2020.

Section II Internal Control and Compliance Material to Federal Awards

There were no federal award findings or questioned costs reported during the audit for the year ended December 31, 2020.

MANAGEMENT'S CORRECTIVE ACTION PLAN

Terrebonne Parish Consolidated Government (the Primary Government)

For the year ended December 31, 2021

Section I Internal Control and Compliance Material to the Primary Government's Basic Financial Statements

Internal Control

No material weaknesses were noted during the audit for the year ended December 31, 2021.

No significant deficiencies were reported during the audit for the year ended December 31, 2021.

Compliance

No compliance findings material to the Primary Government's financial statements were noted during the audit for the year ended December 31, 2021.

Section II Internal Control and Compliance Material to Federal Awards

There were no federal award findings or questioned costs reported during the audit for the year ended December 31, 2021.

Section III Management Letter

No management letter was issued during the audit for the year ended December 31, 2021.

INDEPENDENT ACCOUNTANT'S REPORT ON
APPLYING AGREED-UPON PROCEDURES

To the Parish President and the
Terrebonne Parish Council,
Houma, Louisiana.

We have performed the procedures described in Schedule 1 on the control and compliance (C/C) areas identified in the Louisiana Legislative Auditor's (LLA's) Statewide Agreed-Upon Procedures (SAUPs) for the fiscal period January 1, 2021 through December 31, 2021. Terrebonne Parish Consolidated Government's (the Parish) management is responsible for those C/C areas identified in the SAUPs.

The Parish has agreed to and acknowledged that the procedures performed are appropriate to meet the intended purpose of the engagement, which is to perform specified procedures on the C/C areas identified in the LLA's SAUPs for the fiscal period January 1, 2021 through December 31, 2021. Additionally, LLA has agreed to and acknowledged that the procedures performed are appropriate for its purpose. This report may not be suitable for any other purpose. The procedures performed may not address all the items of interest to a user of this report and may not meet the needs of all users of this report and, as such, users responsible for determining whether the procedures performed are appropriate for their purposes.

The procedures and associated findings are described in Schedule 1.

We were engaged to perform this agreed-upon procedures engagement and conducted our engagement in accordance with the attestation standards established by the American Institute of Certified Public Accountants and applicable standards of *Government Auditing Standards*. We were not engaged to and did not conduct an examination or review engagement, the objective of which would be the expression of an opinion or conclusion, respectively, on these C/C areas identified in the SAUPs. Accordingly, we do not express such an opinion or conclusion. Had we performed additional procedures, other matters might have come to our attention that would have been reported to you.

We are required to be independent of the Parish and to meet out other ethical responsibilities, in accordance with the relevant ethical requirements related to our agreed-upon procedures engagement.

This report is intended solely to describe the scope of testing performed on those C/C areas identified in the SAUPs, and the result of that testing, and not to provide an opinion on control or compliance. Accordingly, this report is not suitable for any other purpose. Under Louisiana Revised Statue 24:513, this report is distributed by the LLA as a public document.

Bourgeois Bennett, L.L.C.

Certified Public Accountants.

Houma, Louisiana,
June 29, 2022.

**SCHEDULE OF PROCEDURES AND ASSOCIATED
FINDINGS OF THE STATEWIDE AGREED-UPON PROCEDURES**

Terrebonne Parish Consolidated Government

For the year ended December 31, 2021

The required procedures and our findings are as follows:

Procedures Performed on the Parish's written policies and procedures:

1. Obtain and inspect the Parish's written policies and procedures and observe whether they address each of the following categories and subcategories if applicable to public funds and the Parish's operations:
 - a) Budgeting, including preparing, adopting, monitoring, and amending the budget.
Performance: Obtained and read the written policy for budgeting, and found it to address all the functions listed above.
Exceptions: There were no exceptions noted.
 - b) Purchasing, including (1) how purchases are initiated; (2) how vendors are added to the vendor list; (3) the preparation and approval process of purchase requisitions and purchase orders; (4) controls to ensure compliance with the public bid law; and (5) documentation required to be maintained for all bids and price quotes.
Performance: Obtained and read the written policy for purchasing, and found it to address all the functions listed above.
Exceptions: There were no exceptions noted.
 - c) Disbursements, including processing, reviewing, and approving.
Performance: Obtained and read the written policy for disbursements, and found it to address all the functions listed above.
Exceptions: There were no exceptions noted.
 - d) Receipts/Collections, including receiving, recording, and preparing deposits. Also, policies and procedures should include management's actions to determine the completeness of each type of revenue or agency fund additions (e.g., periodic confirmation with outside parties, reconciliation to utility billing after cutoff procedures, reconciliation of traffic ticket number sequences, agency fund forfeiture monies confirmation).

Procedures Performed on the Parish's written policies and procedures: (Continued)

- Performance: Obtained and read the written policy for receipts, and found it to address all the functions listed above.
Exceptions: There were no exceptions noted.
- e) Payroll/Personnel, including (1) payroll processing, (2) reviewing and approving time and attendance records, including leave and overtime worked, and (3) approval process for employee(s) rate of pay or approval and maintenance of pay rate schedules.
Performance: Obtained and read the written policy for payroll and personnel, and found it to address all the functions listed above.
Exceptions: There were no exceptions noted.
- f) Contracting, including (1) types of services requiring written contracts; (2) standard terms and conditions; (3) legal review; (4) approval process; and (5) monitoring process.
Performance: Obtained and read the written policy for contracting, and found it to address all the functions listed above.
Exceptions: There were no exceptions noted.
- g) Credit Cards (and debit cards, fuel cards, P-Cards, if applicable), including (1) how cards are to be controlled; (2) allowable business uses; (3) documentation requirements; (4) required approvers of statements; and (5) monitoring card usage (e.g., determining the reasonableness of fuel card purchases).
Performance: Obtained and read the written policy for credit cards, and found it to address all the functions listed above.
Exceptions: There were no exceptions noted.
- h) Travel and expense reimbursement, including (1) allowable expenses; (2) dollar thresholds by category of expense; (3) documentation requirements; and (4) required approvers.
Performance: Obtained and read the written policy for travel and expense reimbursement, and found it to address all the functions listed above.
Exceptions: There were no exceptions noted.
- i) Ethics, including (1) the prohibitions as defined in Louisiana Revised Statute 42:1111-1121; (2) actions to be taken if an ethics violation takes place; (3) system to monitor possible ethics violations; and (4) requirement that all employees, including elected officials, annually attest through signature verification that they have read the Parish's ethics policy.

Procedures Performed on the Parish's written policies and procedures: (Continued)

- Performance: Obtained and read the written policy for ethics, and found it to address all the functions listed above.
Exceptions: There were no exceptions noted.
- j) Debt Service, including (1) debt issuance approval; (2) continuing disclosure/EMMA reporting requirements; (3) debt reserve requirements; and (4) debt service requirements.
Performance: Obtained and read the written policy for debt service, and found it to address all the functions listed above.
Exceptions: There were no exceptions noted.
- k) Information Technology Disaster Recovery/Business Continuity, including (1) identification of critical data and frequency of data backups, (2) storage of backups in a separate physical location isolated from the network, (3) periodic testing/verification that backups can be restored, (4) use of antivirus software on all systems, (5) timely application of all available system and software patches/updates, and (6) identification of personnel, processes, and tools needed to recover operations after a critical event.
Performance: Obtained and read the written policy for information technology disaster recovery/business continuity, and found it to address all the functions listed above.
Exceptions: There were no exceptions noted.
- l) Sexual Harassment, including R.S. 42:342-344 requirements for (1) agency responsibilities and prohibitions, (2) annual employee training, and (3) annual reporting.
Performance: Obtained and read the written sexual harassment policy, and found it to address all the functions listed above.
Exceptions: There were no exceptions noted.

Procedures Performed on the Parish's Council:

2. Obtain and inspect the Council minutes for the fiscal period, as well as the Council's enabling legislation, charter, bylaws, or equivalent document in effect during the fiscal period and:
- a) Observe that the Council met with a quorum at least monthly, or on a frequency in accordance with the Council's enabling legislation, charter, or other equivalent document.

Procedures Performed on the Parish's Council: (Continued)

Performance: Obtained and read written minutes of the Council meetings. The Council is required to meet twice a month. All meetings had a quorum.

Exceptions: There were no exceptions noted.

- b) Observe that the minutes referenced or included monthly budget-to-actual comparisons on the general fund, quarterly budget-to-actual, at a minimum, on proprietary funds, and semi-annual budget-to-actual, at a minimum, on all special revenue funds.

Performance: Obtained and read written minutes of Council meetings. While the meeting minutes do not reference budget-to-actual comparison, a monthly budget report which shows monthly, cumulative, and budgeted revenues and expenditures is available for the Council no later than 15 working days following the end of the month. This report is available for review by each Council member on the Parish's computer network.

Exceptions: There were no exceptions noted.

- c) Obtain the prior year audit report and observe the unassigned fund balance in the General Fund. If the General Fund had a negative ending unassigned fund balance in the prior year audit report, observe that the minutes for at least one meeting during the fiscal period referenced or included a formal plan to eliminate the negative unrestricted fund balance in the General Fund.

Performance: Obtained the prior year's audit report and observed the unassigned fund balance in the General Fund. The unassigned fund balance was positive, \$7,998,599.

Exceptions: There were no exceptions noted.

Procedures Performed on the Parish's Bank Reconciliations:

3. Obtain a listing of the Parish's bank accounts from management and management's representation that the listing is complete. Management will identify the main operating account. Select the Parish's main operating account and select four additional accounts (or all accounts if less than five). Randomly select one month from the fiscal period, obtain and inspect the corresponding bank statement and reconciliation for each selected account, and observe that:

Performance: Obtained the listing of bank accounts from management, and received the management's representation that the listing is complete in a separate letter.

Exceptions: There were no exceptions noted.

Procedures Performed on the Parish's Bank Reconciliations: (Continued)

- a) Bank reconciliations include evidence that they were prepared within two months of the related statement closing date (e.g., initialed and dated, electronically logged);
Performance: Obtained the Parish's bank reconciliation for December and observed that the reconciliation included signature of preparer and was dated within two months of related statement. 3 of the 5 bank reconciliations had final preparation dates on March 14, 2022; however, these reconciliations were held open due to adjustments needed related to final financial close which was performed on March 18, 2022.
Exceptions: There were no exceptions noted.

- b) Bank reconciliations include evidence that a member of management or a Council member who does not handle cash, post ledgers, or issue checks has reviewed each bank reconciliation (e.g., initialed and dated, electronically logged)
Performance: Obtained the Parish's bank reconciliation and observed that the reconciliation was reviewed by a member of management who does not handle cash.
Exceptions: There were no exceptions noted.

- c) Management has documentation reflecting that it has researched reconciling items that have been outstanding for more than 12 months from the statement closing date.
Performance: Obtained the Parish's bank reconciliations and observed that there was 1 bank reconciliation which had outstanding items for more than 12 months from the statement closing date. Research was conducted on each outstanding item and documentation of research was maintained by the Parish.
Exceptions: There were no exceptions noted.

Procedures Performed on the Parish's Collections:

4. Obtain a listing of deposit sites for the fiscal period where deposits for cash/check/money order (cash) are prepared and management's representation that the listing is complete. Select 5 deposit sites (or all deposit sites if less than 5).
Performance: Obtained the listing of deposit sites from management, and received management's representation in a separate letter that the listing is complete. The Parish has 2 deposit sites.
Exceptions: There were no exceptions noted.

Procedures Performed on the Parish's Collections: (Continued)

5. For each deposit site selected, obtain a listing of collection locations and management's representation that the listing is complete. Randomly select one collection location for each deposit site (i.e., collection locations for 5 deposit sites), obtain and inspect written policies and procedures relating to employee job duties (if no written policies or procedures, inquire of employees about their job duties) at each collection location, and observe that job duties are properly segregated at each collection location such that:

Performance: Obtained the listing of collection locations from management, and received management's representation in a separate letter that the listing is complete. The Parish has 2 deposit sites. Each deposit site has 1 collection location.

Exceptions: There were no exceptions noted.

- a) Employees that are responsible for cash collections do not share cash drawers/registers.

Performance: Inspected policy manuals and inquired of management and observed employees do not share cash drawers/registers.

Exceptions: There were no exceptions noted.

- b) Each employee responsible for collection cash is not responsible for preparing/making bank deposits, unless other employee/official is responsible for reconciling collection documentation (e.g., pre-numbered receipts) to the deposit.

Performance: Inspected policy manuals and inquired of management and observed employees collecting cash are not responsible for making deposits.

Exceptions: There were no exceptions noted.

- c) Each employee responsible for collecting cash is not responsible for posting collection entries to the general ledger or subsidiary ledgers, unless another employee/official is responsible for reconciling ledger postings to each other and to the deposit.

Performance: Inspected policy manuals and inquired of management and observed employees collecting cash do not make general ledger postings.

Exceptions: There were no exceptions noted.

Procedures Performed on the Parish's Collections: (Continued)

- d) The employee(s) responsible for reconciling cash collections to the general ledger and/or subsidiary ledgers, by revenue source and/or agency fund additions are not responsible for collecting cash, unless another employee verifies the reconciliation.
Performance: Inspected policy manuals and inquired of management and employees performing reconciliations do not collect cash.
Exceptions: There were no exceptions noted.

- 6. Inquire of management that all employees who have access to cash are covered by a bond or insurance policy for theft.
Performance: Obtained a listing of all employees who have access to cash and inquired of management if these employees are covered by a bond or insurance policy for theft.
Exceptions: There were no exceptions noted.

- 7. Select two deposit dates for each of the 's five bank accounts selected for procedures #3 under "Bank Reconciliations" above (select the next deposit date chronologically if no deposits were made on the dates selected and select a deposit if multiple deposits were made on the same day). Obtain supporting documentation for each of the ten deposits selected and:
 - a) Observe that receipts are sequentially pre-numbered.
Performance: Out of the 5 bank accounts selected for testing, only 2 accounts required testing. The other 3 accounts only had EFT transactions/transfers which are not subject to testing. Obtained supporting documentation for the 4 selected deposits and observed that receipts were sequentially pre-numbered.
Exceptions: There were no exceptions noted.

 - b) Trace sequentially pre-numbered receipts, system reports, and other related collection documentation to the deposit slip.
Performance: Traced supporting documentation to the deposit slip.
Exceptions: There were no exceptions noted.

 - c) Trace the deposit slip total to the actual deposit per the bank statement.
Performance: Traced deposit slip total to actual deposit per bank statement.
Exceptions: There were no exceptions noted.

Procedures Performed on the Parish's Collections: (Continued)

- d) Observe that the deposit was made within one business day of receipt at the collection location (within one week if the depository is more than ten miles from the collection location or the deposit is less than \$100 and cash is stored securely in a locked drawer).

- Performance: Observed that the deposit was made within one business day of receipt.

- Exceptions: There were no exceptions noted.

- e) Trace the actual deposit per the bank statement to the general ledger.

- Performance: Traced the actual deposit per the bank statement to the general ledger.

- Exceptions: There were no exceptions noted.

Procedures Performed on the Parish's Non-Payroll Disbursements (Excluding Card Purchases/Payments, Travel Reimbursements, and Petty Cash Purchases):

- 8. Obtain a listing of locations that process payments for the fiscal period, and management's representation that the listing is complete. Randomly select 5 locations (or all locations if less than 5).

- Performance: Obtained the listing of locations that process payments, and received management's representation in a separate letter that the listing is complete. The Parish only has 1 location that processes payments.

- Exceptions: There were no exceptions noted.

- 9. For each location selected under #8 above, obtain a listing of those employees involved with non-payroll purchasing and payment functions. Obtain written policies and procedures relating to employee job duties and observe that job duties are properly segregated such that:

- Performance: Obtained a listing of those employees involved with non-payroll purchasing and payments functions, and received management's representation in a separate letter that the listing is complete.

- Exceptions: There were no exceptions noted.

- a) At least 2 employees are involved in initiating a purchase request, approving a purchase, and placing an order/making the purchase.

- Performance: Inspected policy manuals and inquired of management and employees as to the requirements listed above.

- Exceptions: There were no exceptions noted.

**Procedures Performed on the Parish's Non-Payroll Disbursements (Excluding Card Purchases/Payments, Travel Reimbursements, and Petty Cash Purchases):
(Continued)**

- b) At least 2 employees are involved in processing and approving payments to vendors.
Performance: Inspected policy manuals and inquired of management and employees as to the requirements listed above.
Exceptions: There were no exceptions noted.

 - c) The employees responsible for processing payments are prohibited from adding/modifying vendor files, unless another employee is responsible for periodically reviewing changes to vendor files.
Performance: Inspected policy manuals and inquired of management and employees as to the requirements listed above.
Exceptions: There were no exceptions noted.

 - d) Either the employee/official responsible for signing checks mails the payment or gives the signed checks to an employee to mail who is not responsible for processing payments.
Performance: Inspected policy manuals and inquired of management and employees as to the requirements listed above.
Exceptions: There were no exceptions noted.
10. For each location selected under #8 above, obtain the Parish's non-payroll disbursement transaction population (excluding cards and travel reimbursements) and obtain management's representation that the population is complete. Randomly select 5 disbursements for each location, obtain supporting documentation for each transaction and:
- Performance: Obtained the Parish's general ledger for the fiscal period, and obtained management's representation in a separate letter that the listing is complete.
Exceptions: There were no exceptions noted.
- a) Observe that the disbursement matched the related original itemized invoice and supporting documentation indicates that deliverables included on the invoice were received by the Parish.
Performance: Obtained the disbursement and observed that the disbursement and the related original invoice/billing statement were in agreement.
Exceptions: There were no exceptions noted.

**Procedures Performed on the Parish's Non-Payroll Disbursements (Excluding Card Purchases/Payments, Travel Reimbursements, and Petty Cash Purchases):
(Continued)**

- b) Observe that the disbursement documentation included evidence (e.g., initial/date, electronic logging) of segregation of duties tested under #9, as applicable.
Performance: Obtained the disbursement documentation and observed for proper segregation of duties as listed under #9 above.
Exceptions: There were no exceptions noted.

Procedures Performed on the Parish's Credit Cards, Debit Cards, Fuel Cards, P-cards:

- 11. Obtain from management a listing of all active credit cards, bank debit cards, fuel cards, and P-cards (cards) for the fiscal period, including the card numbers and the names of the persons who maintained possession of the cards. Obtain management's representation that the listing is complete.
Performance: Obtained a listing of all active credit cards, bank debit cards, fuel cards, and P-cards and received management's representation in a separate letter that the listing is complete.
Exceptions: There were no exceptions noted.
- 12. Using the listing prepared by management, select 5 cards (or all cards if less than 5) that were used during the fiscal period, rotating cards each year. Randomly select one monthly statement or combined statement for each card (for a debit card, select one monthly bank statement), obtain supporting documentation, and:
 - a) Observe that there is evidence that the monthly statement or combined statement and supporting documentation (e.g., original receipts for credit/debit card purchases, exception reports for excessive fuel card usage) was reviewed and approved, in writing, by someone other than the authorized card holder.
Performance: Observed evidence that the statements and supporting documentation was reviewed and approved, in writing, by someone other than the authorized card holder.
Exceptions: There were no exceptions noted.
 - b) Observe that finance charges and/or late fees were not assessed on the selected statements.
Performance: Observed finance charges and/or late fees were not assessed on the selected statements.
Exceptions: There were no exceptions noted.

**Procedures Performed on the Parish's Credit Cards, Debit Cards, Fuel Cards, P-cards:
(Continued)**

13. Using the monthly statements or combined statements selected under #12 above, excluding fuel cards, randomly select ten transactions (or all transactions if less than ten) from each statement, and obtain supporting documentation for the transactions (i.e., each card should have ten transactions subject to testing).
- a) For each transaction, report whether the transaction is supported by:
- 1) An original itemized receipt that identifies precisely what was purchased.
Performance: Observed that transactions were supported by original itemized receipts that identified precisely what was purchased.
Exceptions: There were no exceptions noted.
 - 2) Written documentation of the business/public purpose.
Performance: Observed that each transaction includes written business/public purpose.
Exceptions: There were no exceptions noted.
 - 3) Documentation of the individuals participating in meals (for meal charges only).
Performance: Observed transactions for any meal charges. No meal charges were noted.
Exceptions: There were no exceptions noted.

Procedures Performed on the Parish's Travel and Travel-Related Expense Reimbursements:

14. Obtain from management a listing of all travel and related expense reimbursements during the fiscal period and management's representation that the listing or general ledger is complete. Select 5 reimbursements, obtain the related expense reimbursement forms/prepaid expense documentation of each selected reimbursement, as well as the supporting documentation. For each of the 5 reimbursements selected:
- Performance: Obtained a list of all travel and related expense reimbursements. Management's representation of the listing was confirmed in a separate letter that the listing is complete.
- Exceptions: There were no exceptions noted.

Procedures Performed on the Parish's Travel and Travel-Related Expense Reimbursements: (Continued)

- a) If reimbursed using a per diem, agree the reimbursement rate to those rates established either by the State of Louisiana or the U.S. General Services Administration (www.gsa.gov).
Performance: Inspected travel and expense reimbursements and observed per diem rates used were the GSA rates.
Exceptions: There were no exceptions noted.

- b) If reimbursed using actual costs, observe that the reimbursement is supported by an original itemized receipt that identifies precisely what was purchased.
Performance: Inspected travel and expense reimbursements to observe that expenses using actual costs were supported by an itemized receipt.
Exceptions: There were no exceptions noted.

- c) Observe that each reimbursement is supported by documentation of the business/public purpose (for meal charges, observe that the documentation includes the names of those individuals participating) and other documentation required by written policy (procedures #1h).
Performance: Inspected travel and expense reimbursement to observe that expenses included the business purpose.
Exceptions: There were no exceptions noted.

- d) Observe that each reimbursement was reviewed and approved, in writing, by someone other than the person receiving the reimbursement.
Performance: Inspected travel and expense reimbursement to observe that expenses included approval by someone other than the person receiving reimbursement.
Exceptions: There were no exceptions noted.

Procedures Performed on the Parish's Contracts:

- 15. Obtain a listing of all agreements/contracts for professional services, materials and supplies, leases, and construction activities that were initiated or renewed during the fiscal period. Obtain management's representation that the listing is complete. Randomly select 5 contracts (or all contracts if less than 5) from the listing, and:
Performance: Obtained a listing of all contracts vendors, and received management's representation of completeness in a separate letter that the listing is complete.
Exceptions: There were no exceptions noted.

Procedures Performed on the Parish's Contracts: (Continued)

- a) Observe that the contract was bid in accordance with the Louisiana Public Bid Law (e.g., solicited quotes or bids, advertised), if required by law.
Performance: Of the 5 contracts selected, only one was subject to Louisiana Public Bid Law. Obtained and inspected supporting contract documentation.
Exceptions: There were no exceptions noted.

- b) Observe that the contract was approved by the governing body/council, if required by policy or law (e.g., Lawrason Act, Home Rule Charter).
Performance: Inspected contract documentation. All contracts were properly approved.
Exceptions: There were no exceptions noted.

- c) If the contract was amended (e.g., change order), observe that the original contract terms provided for such an amendment.
Performance: Inspected contracts and inquired of the client about any amendments to contracts during the fiscal year. There were no amendments in the fiscal year.
Exceptions: There were no exceptions noted.

- d) Randomly select one payment from the fiscal period for each of the 5 contracts, obtain the supporting invoice, agree the invoice to the contract terms, and observe that the invoice and related payment agreed to the terms and conditions of the contract.
Performance: Obtained supporting documentation for payments for each contract and agreed payment to the terms of the contract.
Exceptions: There were no exceptions.

Procedures Performed on the Parish's Payroll and Personnel:

- 16. Obtain a listing of employees (and elected officials, if applicable) during the fiscal period and management's representation that the listing is complete. Randomly select 5 employees/officials, obtain related paid salaries and personnel files, and agree paid salaries to authorized salaries/pay rates in the personnel files.
Performance: Obtained a listing of employees during the fiscal year from management, and received management's representation of completeness in a separate letter that the listing is complete.
Exceptions: There were no exceptions noted.

Procedures Performed on the Parish's Payroll and Personnel: (Continued)

17. Randomly select one pay period during the fiscal period. For the 5 employees/officials selected under #16 above, obtain attendance records and leave documentation for the pay period, and:
- a) Observe that all selected employees/officials documented their daily attendance and leave (e.g., vacation, sick, compensatory).
Performance: Inspected time sheets for record of attendance and leave during the period.
Exceptions: There were no exceptions noted.
 - b) Observe whether supervisors approved the attendance and leave of the selected employees/officials.
Performance: Inspected time sheets for the approval of attendance and inspected leave forms for approval of leave during the period.
Exceptions: There were no exceptions noted.
 - c) Observe that any leave accrued or taken during the pay period is reflected in the entity's cumulative leave records.
Performance: Observed the leave records maintained by the accountant to ensure leave taken during the period was reflected in the records.
Exceptions: There were no exceptions noted.
 - d) Observe the rate paid to the employees or officials agree to the authorized salary/pay rate found within the personnel file.
Performance: Observed the authorized salary/pay rate maintained in the personnel files and agreed to rate paid.
Exceptions: There were no exceptions noted.
18. Obtain a listing of those employees/officials that received termination payments during the fiscal period and management's representation that the list is complete. Randomly select 2 employees/officials, obtain related documentation of the hours and pay rates used in management's termination payment calculations and the entity's policy on termination payments. Agree the hours to the employees'/officials' cumulative leave records, and agree the pay rates to the employees'/officials' authorized pay rates in the employees'/officials' personnel files, and agree the termination payments to entity policy.

Procedures Performed on the Parish's Payroll and Personnel: (Continued)

Performance: Obtained a listing of employees terminated during the fiscal year from management, and received management's representation of completeness in a separate letter. Agrees the hours to the cumulative leave records, agreed the pay rates to the authorized pay rates, and agreed termination payment to termination policy.

Exceptions: There were no exceptions noted.

19. Obtain management's representation that employer and employee portions of third-party payroll related amounts (e.g., payroll taxes, retirement contributions, health insurance premiums, garnishments, workers' compensation premiums, etc.) have been paid, and any associated forms have been filed, by required deadlines.

Performance: Obtained representation that employer and employee's portions of third-party related amounts were paid and filed by the required deadline.

Exceptions: There were no exceptions noted.

Procedure Performed on the Parish's Ethics:

20. Using the 5 selected employees/officials from procedure #16 under "Procedures performed on the Parish's payroll and personnel" above, obtain ethics compliance documentation from management and:

- a) Observe that the documentation demonstrates each employee/official completed one hour of ethics training during the fiscal period.

Performance: Observed that selected employee's files included documentation of ethics training completed during the fiscal year.

Exceptions: There were no exceptions noted.

- b) Observe whether the Parish maintains documentation which demonstrates each employee and official were notified of any changes to the entity's ethics policy during the fiscal period, as applicable.

Performance: Inquired of management that the Parish notified employees and officials of any changes to the ethics policy during the fiscal year. Ethics policy is available to each employee through the TEAM TPCG web portal. Employees are alerted to policy changes through this portal.

Exceptions: There were no exceptions noted.

Procedures Performed on the Parish's Debt Service:

21. Obtain a listing of bonds/notes and other debt instruments issued during the fiscal period and management's representation that the listing is complete. Select all debt instruments on the listing, obtain supporting documentation, and observe that the State Bond Commission approval was obtain for each debt instrument issued.

Performance: Obtained a listing of bonds/notes issued during the fiscal period along with the supporting documentation and observed for State Bond Commission approval. Obtained management's representation that the listing is complete.

Exceptions: There were no exceptions noted.

22. Obtain a listing of bonds/notes outstanding at the end of the fiscal period and management's representation that the listing is complete. Select one bond/note, inspect debt covenants, obtain supporting documentation for the reserve balance and payments, and agree actual reserve balances and payments to those required by debt covenants.

Performance: Obtained listing of all bonds/notes outstanding at the end of the fiscal period. Obtained management's representation that the listing is complete.

Selected one bond/note and inspected debt covenants and agreed actual reserve balances and payment to those required by debt covenants.

Exceptions: There were no exceptions noted.

Procedures Performed on the Parish's Fraud Notice:

23. Obtain a listing of misappropriations of public funds or assets during the fiscal period, and management's representation that the listing is complete. Select all misappropriations on the listing, obtain supporting documentation, and observe that the Parish reported the misappropriations to the legislative auditor and the district attorney of the parish in which the Parish is domiciled.

Performance: Inquired of management of any misappropriations of public funds or assets. No misappropriations were noted.

Exceptions: There were no exceptions noted.

24. Observe that the Parish has posted on its premises and website, the notice required by R.S. 24:523.1 concerning the reporting of misappropriation, fraud, waste, or abuse of public funds.

Performance: Inquired and observed such notice posted on the premises and website.

Exceptions: There were no exceptions noted.

Procedures Performed on the Parish's Information Technology Disaster Recovery/Business Continuity:

25. Perform the following procedures, verbally discuss the results with management, and report "We performed the procedure and discussed the results with management."

- a) Obtain and inspect the entity's most recent documentation that it has backed up its critical data (if no written documentation, inquire of personnel responsible for backing up critical data) and observe that such backup occurred within the past week. If backups are stored on a physical medium (e.g., tapes, CDs), observe evidence that backups are encrypted before being transported.

Performance: We performed the procedure and discussed the results with management.

- b) Obtain and inspect the entity's most recent documentation that it has tested/verified that its backups can be restored (if no written documentation, inquire of personnel responsible for testing/verifying backup restoration) and observe evidence that the test/verification was successfully performed within the past 3 months.

Performance: We performed the procedure and discussed the results with management.

- c) Obtain a listing of the entity's computers currently in use and their related locations, and management's representation that the listing is complete. Randomly select 5 computers and observe while management demonstrates that the selected computers have current and active antivirus software and that the operating system and accounting system software in use are currently supported by the vendor.

Performance: We performed the procedure and discussed the results with management.

Procedures Performed on the Parish's Sexual Harassment:

26. Using the 5 randomly selected employees/officials from procedure #16 under "Payroll and Personnel" above, obtain sexual harassment training documentation from management, and observe the documentation demonstrates each employee/official completed at least one hour of sexual harassment training during the calendar year.

Performance: Examined sexual harassment training documentation for the 5 employees tested.

Exceptions: There were no exceptions noted.

Procedures Performed on the Parish's Sexual Harassment: (Continued)

27. Observe the Parish has posted its sexual harassment policy and complaint procedure on its website (or in a conspicuous location on the Parish's premises if the entity does not have a website).

Performance: Inquired of management regarding the sexual harassment policy and complaint procedure. Sexual harassment policy and complaint procedure is available to each employee of the Parish via the TEAM TPCG web portal.

Exceptions: There were no exceptions noted.

28. Obtain the Parish's annual sexual harassment report for the current fiscal period, observe that the report was dated on or before February 1, and observe it includes the applicable requirements of R.S. 42:344:

a) Number and percentage of public servants in the agency who have completed the training requirements;

Performance: Obtained the Parish's annual sexual harassment report for the fiscal period.

Exceptions: There were no exceptions noted.

b) Number of sexual harassment complaints received by the agency:

Performance: Obtained the Parish's annual sexual harassment report for the fiscal period.

Exceptions: There were no exceptions noted.

c) Number of complaints which resulted in a finding that sexual harassment occurred;

Performance: Obtained the Parish's annual sexual harassment report for the fiscal period.

Exceptions: There were no exceptions noted.

d) Number of complaints in which the finding of sexual harassment resulted in discipline or corrective action

Performance: Obtained the Parish's annual sexual harassment report for the fiscal period.

Exceptions: There were no exceptions noted.

e) Amount of time it took to resolve each complaint

Performance: Obtained the Parish's annual sexual harassment report for the fiscal period.

Exceptions: There were no exceptions noted.

Management's Response to Exception Noted in Our Procedures:

No exceptions were noted during performance for SAUPs for the year ended December 31, 2021.