

LaSalle Parish School Board

Jena, Louisiana



**LASALLE
PARISH
SCHOOLS**

Annual Comprehensive Financial Report

For The Year Ended June 30, 2022

LASALLE PARISH SCHOOL BOARD
Jena, Louisiana

ANNUAL COMPREHENSIVE FINANCIAL REPORT

For The Year Ended June 30, 2022

Jonny Fryar
President

Janet Tullos
Superintendent

Prepared by the Business Department

Sara Andrews, CPA
Business Manager

**LaSalle Parish School Board
Table of Contents**

		<u>Page</u>
INTRODUCTORY SECTION		
Letter of Transmittal		11-16
GFOA Certificate of Achievement for Excellence in Financial Reporting		17
ASBO Certificate of Excellence in Financial Reporting		18
Organization Chart		19
Elected Officials		20
Selected Administrative Officials		21
	<u>Statement</u>	
FINANCIAL SECTION		
Independent Auditor's Report		25-28
REQUIRED SUPPLEMENTARY INFORMATION		
Management's Discussion and Analysis (MD&A)		29
		30-40
BASIC FINANCIAL STATEMENTS		
Government-wide Financial Statements (GWFS)		41
Statement of Net Position	A	42
Statement of Activities	B	43
Fund Financial Statements (FFS)		45
Governmental Funds:		
Balance Sheet	C	46-47
Reconciliation of the Governmental Funds Balance Sheet to the Statement of Net Position	D	49
Statement of Revenues, Expenditures, and Changes in Fund Balances	E	50-53
Reconciliation of the Governmental Funds Statement of Revenues, Expenditures, and Changes in Fund Balances to the Statement of Activities	F	54
Notes to the Financial Statements		
Index		55
Notes		56-81
	<u>Exhibit</u>	
REQUIRED SUPPLEMENTARY INFORMATION		
Schedule of Changes in the Total OPEB Liability and Related Ratios	1	83
Schedule of Employer's Proportionate Share of the Net Pension Liability	1	84
Schedule of Employer Contributions to Pension Plans	2-1	85
Notes to Required Supplementary Information for Pensions	2-2	86
Budgetary Comparison Schedule		87-88
General Fund	89	90-91
1980 Sales Tax	3-1	92
1995 Sales Tax	3-2	93
Education Stabilization	3-3	94
Notes to Budgetary Comparison Schedule	3-4	95

(Continued)

**LaSalle Parish School Board
Table of Contents**

	<u>Exhibit</u>	<u>Page</u>
FINANCIAL SECTION (Continued)		
OTHER SUPPLEMENTARY INFORMATION		97
Combining Nonmajor Governmental Funds - By Fund Type		99
Combining Balance Sheet- By Fund Type	4	100
Combining Statement of Revenues, Expenditures and Changes in Fund Balances - By Fund Type	5	101-102
Nonmajor Special Revenue Funds		103
Combining Balance Sheet	6	104-105
Combining Statement of Revenues, Expenditures, and Changes in Fund Balances	7	106-107
Schedules of Revenues, Expenditures, and Changes in Fund Balances - Budget (GAAP Basis) and Actual		
Maintenance	8-1	108
School Food Service	8-2	109
Title I	8-3	110
LA 4	8-4	111
Educational Excellence	8-5	112
Special Education	8-6	113
Career & Technical Grants	8-7	114
Miscellaneous Grants	8-8	115
Nonmajor Debt Service Funds		117
Combining Balance Sheet	9	118
Combining Statement of Revenues, Expenditures, and Changes in Fund Balances	10	119
Nonmajor Capital Projects Funds		121
Combining Balance Sheet	11	122-123
Combining Statement of Revenues, Expenditures, and Changes in Fund Balances	12	124-125
Schedule of Compensation Paid Board Members	13	126
Schedule of Compensation, Benefits and Other Payments to Agency Head	14	127
School Cash and Investment Balances	15	128

(Continued)

**LaSalle Parish School Board
Table of Contents**

	<u>Table</u>	<u>Page</u>
STATISTICAL SECTION		
Contents		131-132
Net Position by Component	1	133
Changes in Net Position	2	134
Fund Balances of Governmental Funds	3	135
Changes in Fund Balances of Governmental Funds	4	136
Assessed Value and Estimated Actual Value of Taxable Property	5	137
Overlapping Governments	6	138
Principal Property Taxpayers	7	139
Property Tax Levies and Collections	8	140
Sales and Use Tax Rates and Collections- All Governments	9	141
Ratios of Outstanding Debt by Type	10	142
Direct and Overlapping Governmental Activities Debt	11	143
Legal Debt Margin Information	12	144
Pledged Revenue Coverage	13	145
Demographic and Economic Statistics	14	146
Principal Employers	15	147
School Personnel	16	148
School Building Information	17	149
Operating Statistics	18	150
		(Concluded)

LaSalle Parish School Board

This page intentionally left blank.

INTRODUCTORY SECTION



Jonny S. Fryar
President

P.O. Box 90
Jena, Louisiana 71342
(318) 992-2161

Janet Tullos
Superintendent

December 28, 2022

To the Elected School Board
Members and Citizens
of LaSalle Parish:

The Annual Comprehensive Financial Report of the LaSalle Parish School Board (School Board) for the year ended June 30, 2022, is submitted herewith. This report has been prepared by following the guidelines recommended by the Association of School Business Officials International and the Government Finance Officers Association of the United States of America and Canada. This letter of transmittal is designed to complement the Management's Discussion and Analysis (MD&A) and should be read in conjunction with it.

This report consists of management's representations concerning the finances of the School Board. Consequently, management assumes full responsibility for both the accuracy of the data, and the completeness and fairness of all the information presented in this report. To the best of our knowledge and belief, the enclosed data is accurate in all material respects and is reported in a manner designed to present fairly the financial position and results of operations of the various funds of the School Board. All disclosures necessary to enable the reader to gain an understanding of the School Board's financial activities have been included.

Management of the School Board is responsible for establishing and maintaining internal control designed to ensure that the assets of the School Board are protected from loss, theft or misuse and to ensure that adequate accounting data are compiled to allow for the preparation of financial statements in conformity with accounting principles generally accepted in the United States of America. Internal control is designed to provide reasonable, but not absolute, assurance that these objectives are met. The concept of reasonable assurance recognizes that: (1) the costs of a control should not exceed the benefits likely to be derived; and (2) the valuation of costs and benefits requires estimates and judgments by management.

We believe the School Board's internal accounting controls adequately safeguard assets and provide reasonable assurance of proper recording of financial transactions.

As a recipient of federal, state and local financial assistance, the School Board also is responsible for ensuring that adequate internal control is in place to ensure compliance with applicable laws and regulations related to those programs. As a part of the School Board's single audit, described later, tests are made to determine the adequacy of internal control, including that portion related to federal awards programs, as well as to determine that the School Board has complied with applicable laws and regulations. The results of the School Board's single audit for the fiscal year ended June 30, 2022, provided no instances of material weaknesses in internal control or significant violations of applicable laws and regulations.

The report of our independent certified public accountants, Allen, Green & Williamson, LLP, follows as an integral component of this report. Their audit of the basic financial statements was performed in accordance with auditing standards generally accepted in the United States of America and, accordingly, included a review of the School Board's system of budgetary and accounting controls.

The School Board is required to undergo an annual single audit in conformity with the provisions of the audit requirements of Title 2 *U. S. Code of Federal Regulations*, Part 200, *Uniform Administrative Requirements, Cost Principles, and Audit Requirements of Federal Awards* (Uniform Guidance). Information related to this single audit includes the Schedule of Expenditures of Federal Awards, findings and recommendations, if applicable, and auditor's reports on the internal control and compliance with applicable laws and regulations. The single audit report is issued separately from this Annual Comprehensive Financial Report.

Profile of the School Board

The LaSalle Parish School Board Office is located in Jena, which is in east central Louisiana. Highway 165 north to Monroe and south to Alexandria practically runs through the center of LaSalle Parish. Highway 84 slices through the parish east and west. October 1, 2021, reflected a total of 2,588 students were served by LaSalle Parish School System in 2021-2022 with 2,427 of those students qualifying for state funding through the Minimum Foundation Program. These students were based at nine schools which are located throughout the parish, which were constructed between 1949 and 2019. The School Board is empowered to levy a property tax on both real and personal properties located within LaSalle Parish. It is also empowered to levy sales tax for sales occurring within LaSalle Parish.

The School Board provides a full range of educational services appropriate to grade levels pre-kindergarten through grade 12. These services include regular and enriched academic education, special education for students in need, and career and technical education. They also include providing instructional personnel, instructional materials, instructional facilities, food service facilities, administrative support, business services, systems operations, plant maintenance, and bus transportation. These basic services are supplemented by a wide variety of athletics and co-curricular offerings.

Accounting System and Budgetary Control

An explanation of the School Board's accounting and budgetary policies are contained in the notes to the financial statements. Explained in detail are the basis of accounting, fund structure, and other significant information regarding accounting and budgetary policies. Budgetary controls are maintained by the School Board to ensure compliance with legal provisions embodied in the annual appropriated budget approved by the School Board. Activities of the general fund and special revenue funds are included in the annual appropriated budget. The level of budgetary control (that is, the level at which expenditures cannot legally exceed the appropriated amount) is at the function level, except for special revenue funds. The level of budgetary control for the special revenue fund is at the fund level. School Board policy provides that expenditures within a fund may not exceed appropriations by more than five percent. Revisions to the budget enacted require School Board approval.

The annual budget serves as the foundation for the School Board's financial planning and control. The Business Manager prepares a proposed budget. The Business Manager then presents this proposed budget to the Board for review at least two weeks prior to the public hearing and Board adoption. The Board is required to hold public hearings on the proposed budget and to adopt a final budget by no later than September 15, 75 days after the start of the School Board's fiscal year. Management may make transfers of appropriations within a function. Transfers of appropriations between functions, however, require the special approval of the Board. Budget-to-actual comparisons are provided in the report for each individual governmental fund for which an appropriated annual budget has been adopted.

Factors Affecting Financial Condition and Long-Range Financial Planning

The information presented in the financial statements is best understood when it is considered from the broader perspective of the specific environment within which the School Board operates.

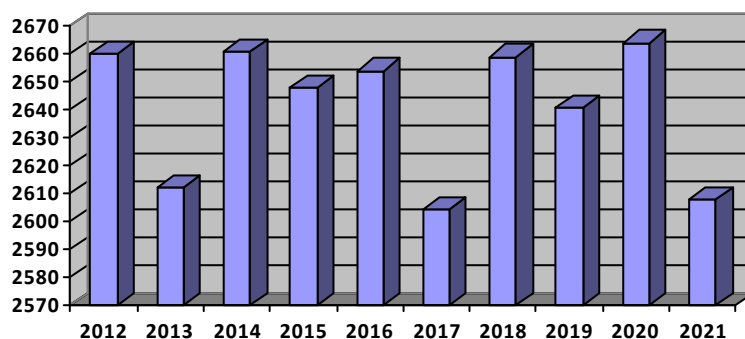
Local Economy

LaSalle Parish has a population of 14,834 and is blessed with an abundance of natural resources in the form of timber, oil, and gas. Businesses which are driven by these three industries employ many LaSalle Parish citizens, largely and directly affecting the economic health of the parish. The School Board remains the largest employer for the parish with GEO Group, Hardtner Medical Center, UPS MidStream, and LaSalle General Hospital also being large employers. The re-opening of the LaSalle BioEnergy wood-pellet plant, partnering with the adjacent LaSalle Lumber Company timber plant, has recently added 100+ new jobs to the area. These new employment opportunities have been a tremendous boost to our local economy. The Jena Wal-Mart Supercenter serves several surrounding parishes and continues to have a positive effect on the LaSalle Parish economy. The unemployment rate for LaSalle Parish is typically among the lowest in the state.

The Parish schools receive proceeds from three separately approved one-percent sales taxes. Two-percent is available for general expenditures and salaries and one-percent is available for bond issue debts and construction. Collections are approximately \$200,000 per month per one-percent tax. Sales tax collections have slowly risen over the past few years particularly due to the expansion of the timber industry in the parish.

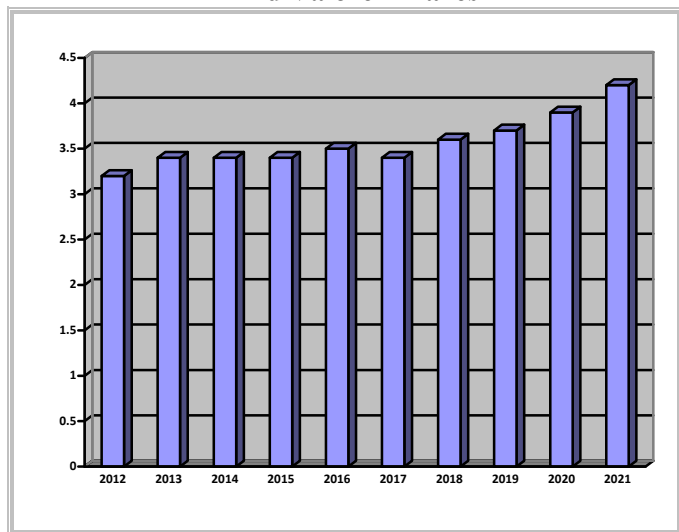
The major element that determines the amount of financial support received from the State of Louisiana through the Minimum Foundation Program (MFP) is student population. The chart below depicts student population in fiscal year 2021-2022. We anticipate a slight reduction in 2022-2023 student population for the second year in a row.

Student Population

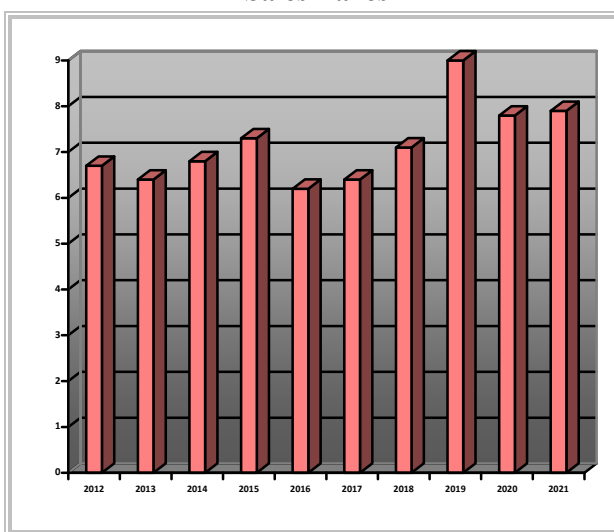


In addition to the State Minimum Foundation support, LaSalle Parish School Board derives tremendous financial support from the citizens of the parish. This support is provided through ad valorem taxes and sales taxes. This local support helps in two ways. It generates immediate dollars for the school system which in turn increases the amount of financial support given by the state. The charts below illustrate the positive results of the millage taxes and sales taxes.

Ad Valorem Taxes



Sales Taxes



Major Initiatives for the Year

LaSalle Parish School System continues to work toward providing students with excellent educational opportunities with the goal of moving students beyond their pre-pandemic education levels. Student progress measures have shown great improvement. In the areas of academic performance, LaSalle Parish students remain in a top competitive position with students throughout the state and nation. By participating in professional development activities and sharing ideas in professional learning communities, teachers have continued to hone the craft of teaching. Administrators emphasize the five dimensions of learning: Purpose, Student Engagement, Classroom Environment and Culture, Assessment of Student Learning, and Curriculum & Pedagogy.

All departments in the LaSalle Parish School System continue in their efforts of improvements. Accounting, administration, transportation, child nutrition, maintenance, special education, federal programs, technology, school plant facilities, parental communication, and professional development are working together to provide quality services, equitable opportunities, and improved avenues for successful student achievement.

The LaSalle Parish School System along with other school districts in our state continues to respond to changes

from state and federal initiatives. These changes have a significant effect on all aspects of public education. However, the system continues to demonstrate a commitment to improvement and flexibility in responding to changing times.

Improvements in technology in LaSalle Parish classrooms have provided students with a 1:1 student-to-device setting. Our improved technological infrastructure provides a secure backbone for students to utilize technology for their education. Due to teaching and learning components related to COVID-19, all LaSalle Parish students have been provided Chromebooks and protective cases. Through grant funding, interactive whiteboards, projectors, and other technologies such as document cameras and wireless slates have been placed in approximately 95% of our classrooms. Three new computer labs were added to two schools to replace outdated equipment. Management software has been purchased to provide oversight of device usage. Video conferencing equipment is in place in all schools and the Media Center for distance learning and virtual field trips. Students in both high schools take dual enrollment courses online.

LaSalle Parish continues to be able to offer salaries at or above the salaries of most surrounding parishes thus providing us with high quality teachers. This was made possible by LaSalle Parish voters who showed their support for schools in late 1999-2000 by continuing a sales tax that was passed five years earlier. The tax was originally for general purpose but was voted in as 80% salaries and 20% general purposes. Voters also passed a new 21-mill property tax in 1999-2000 for general purposes. These funds have helped to supplement other funds for additional construction projects.

For the Future

LaSalle Parish will continue to focus on the following strategic goals in the coming year: students enter kindergarten ready, students arrive in 4th grade on-time and on-level, students on track to college in 11th grade, students will graduate on time, and graduates will enroll in college or join the workforce.

LaSalle Parish Schools Performance 2021-2022

The Louisiana Department of Education has released the 2021-22 school performance scores for the state's public K-12 schools and systems. LaSalle Parish scored an 83.5 B for the District Performance Score (DPS) and ranked number 19 in the state out of 69 districts. This is an increase of .3 points over 2021 simulated scores. This DPS is also higher than the state score of 77.1; however, it is below the pre-pandemic DPS of 85.5. DPS is calculated based on the individual School Performance Scores (SPS). All schools in LaSalle Parish received School Performance Scores (SPS) as follows: Fellowship Elementary School 76.8 B, Goodpine Middle School 73.6 C, Jena Elementary School 74.5 C, Jena High School 93.3 A, Jena Junior High School 77.8 B, LaSalle High School 85.6 B, Nebo Elementary School 75.1 B, Olla Elementary School 75.4 B, and LaSalle Junior High School 81 B. Six of the nine schools showed improved performance as compared to the 2021 simulated scores. Only two of the nine schools have improved beyond their pre-pandemic scores.

LaSalle Parish Schools continue to provide a quality education for all students. Eight out of nine schools showed significant improvements in student progress. The use of "real-time data" provided through diagnostic testing and individualized instruction helps close learning gaps for students. Testing in LEAP 2025 grades will continue as normal throughout the 2022-2023 school year. Analysis of scores will assist in shifting educational priorities. Federal grants and local funds will also continue to be aligned with educational priorities, adjustments in curriculum, professional development needs, summer program initiatives, before/after-school, Saturday curriculum-based initiatives, and additional during-school interventions that address student needs.

Once again this summer, the administration worked diligently to research and identify curriculum needs along with best practices to provide quality materials for all students. Professional development opportunities were structured to meet district priorities around improved student achievement. The implementation of additional student diagnostic tests throughout the year will assist in the identification of students' educational gaps and needs. This

specific student data allows in-depth intervention and curriculum planning. Placing an emphasis on these priorities will continue to move LaSalle Parish forward in student achievement.

Major Operational and Financial Concerns

The major economic issues facing LaSalle Parish are increased operating costs and unfunded state mandates. The general fund is expected to decrease in 2022-2023 due to several factors. A slight reduction of Minimum Foundation Program (MFP) Level 1 is likely due to declining student count. Operating costs such as utilities, bus lease program, and property insurance are rising at higher rates than normal following several natural disasters and the COVID-19 pandemic. Health insurance premiums continue to rise, including mandated costs for retirees. Coronavirus Response and Relief Supplemental Appropriations (CRRSA) and American Rescue Plan Act (ARPA) grant indirect costs are currently balancing the budget. Long-range planning indicates the district will enter a period of deficit spending when these grants are closed in fiscal years ending 2024 and 2025, respectively.


Financial Condition at Year-end

LaSalle Parish School Board maintained a healthy fund balance for 2021-2022. This is due to prudent management by the Board and Superintendent and the generosity of the citizens of LaSalle Parish. The general fund balance for the parish has increased slightly over the past couple years due to increased sales tax revenues and grant indirect costs from the Coronavirus Response and Relief Supplemental Appropriations (CRRSA) and American Rescue Plan Act (ARPA). However, increasing operational costs have reduced the funds that would have been funneled to the classrooms.


Awards and Acknowledgments

The Government Finance Officers Association of the United States and Canada (GFOA) has awarded a Certificate of Achievement for Excellence in Financial Reporting for the fiscal years ended June 30, 1998 through the fiscal year ended June 30, 2020. The certificate for the fiscal year ended June 30, 2021 has not been received as of the date of this report. The Association of School Business Officials International (ASBO) has awarded a Certificate of Excellence in Financial Reporting to the School Board for its Annual Comprehensive Financial Reports for the years ended June 30, 1998, and thereafter. To be awarded these certificates, a government unit must publish an easily readable and efficiently organized Annual Comprehensive Financial Report, whose contents conform to program standards. Such reports must satisfy both accounting principles generally accepted in the United States of America and applicable legal requirements. These certificates are valid for a period of one year only. We believe our current report continues to conform to the certificate requirements, and we are submitting it to both GFOA and ASBO.

The preparation of this report could not have been accomplished without the efficient and dedicated services of the entire staff of the Department of Business. We want to express our appreciation to them for their assistance. We also thank the members of the School Board for their interest and support in planning and conducting the financial operations of the school system in a responsible and progressive manner.



Janet Tullos
Superintendent



Sara Andrews, CPA
Business Manager

The GFOA Certificate of Achievement for Excellence in Financial Reporting was not available.



ASSOCIATION OF
SCHOOL BUSINESS OFFICIALS
INTERNATIONAL

The Certificate of Excellence in Financial Reporting
is presented to

LaSalle Parish School Board

for its Annual Comprehensive Financial Report
for the Fiscal Year Ended June 30, 2021.

The district report meets the criteria established for
ASBO International's Certificate of Excellence in Financial Reporting.



A handwritten signature in black ink, reading 'William A. Sutter'.

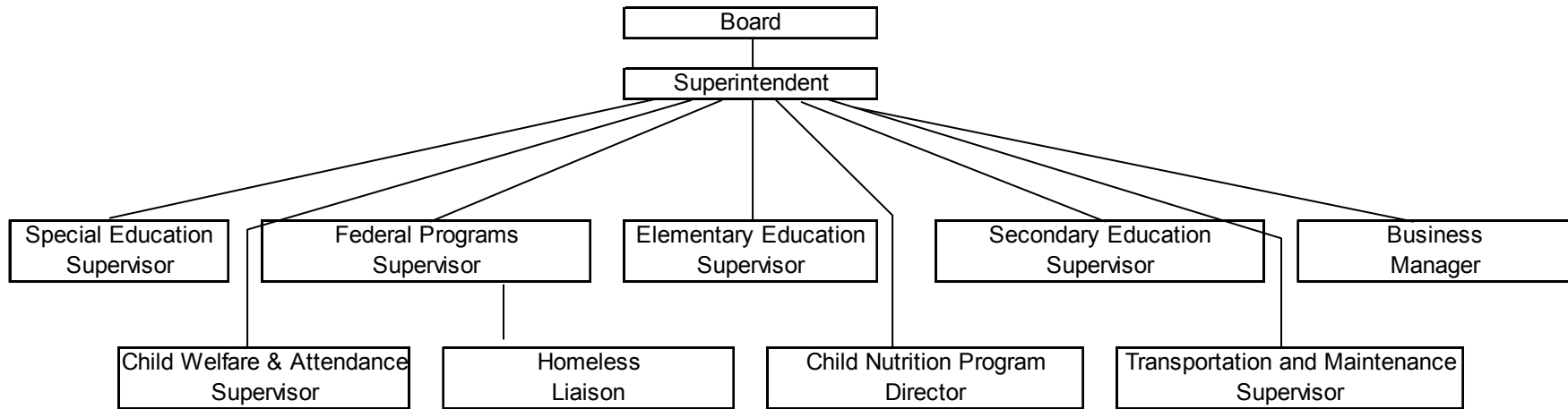
William A. Sutter
President

A handwritten signature in black ink, reading 'David J. Lewis'.

David J. Lewis
Executive Director

LaSalle Parish School Board
June 30, 2022

Organization Chart



LaSalle Parish School Board

Elected Officials June 30, 2022

<u>Board Member</u>	<u>Ward</u>
Ms. Dawn Stott	I
Mr. Jonny Fryar, President	II
Mr. Fred Book	III
Ms. Marcia Cooksey, Vice President	IV
Ms. D’Juana McCartney	V
Mr. Buddy Bethard	VI
Mr. Justin Reeves	VII
Mr. Dolan Pendarvis	VIII
Ms. Aimeri Paul	IX
Mr. Melvin Worthington	X

LaSalle Parish School Board
Selected Administrative Officials
June 30, 2022

Ms. Janet Tullos	Superintendent
Ms. Kathryn Tyler	Federal Programs Supervisor
Ms. Jenene Bignar	Special Education Supervisor
Ms. Brandy Brunson	Elementary Education Supervisor
Ms. Tish Taylor	Secondary Education Supervisor
Mr. Glenn Joiner	Transportation and Maintenance Supervisor
Ms. Melinda Edwards	Child Welfare and Attendance Supervisor
Ms. Carolas Purvis	Child Nutrition Program Director
Ms. Sara Andrews, CPA	Business Manager

LaSalle Parish School Board

This page intentionally left blank.

FINANCIAL SECTION



ALLEN, GREEN & WILLIAMSON, LLP

CERTIFIED PUBLIC ACCOUNTANTS

P. O. Box 6075

Monroe, LA 71211-6075

2441 Tower Drive
Monroe, LA 71201

Telephone: (318) 388-4422

Fax: (318) 388-4664

Toll-free: (888) 741-0205

Partners: Tim Green, CPA
Aimee Buchanan, CPA

Principal: Cindy Thomason, CPA

Audit Managers: Amy Tynes, CPA, CFE
Margie Williamson, CPA
Jennie Henry, CPA, CFE

In-Charges: Crystal Patterson, CPA
Sandra Harper, CPA

Ernest L. Allen, CPA
(Retired) 1963 - 2000

Independent Auditor's Report

Board Members
LaSalle Parish School Board
Jena, Louisiana

Report on the Audit of the Financial Statements

Opinions

We have audited the financial statements of the governmental activities, each major fund, and the aggregate remaining fund information of the LaSalle Parish School Board, as of and for the year ended June 30, 2022, and the related notes to the financial statements, which collectively comprise the School Board's basic financial statements as listed in the table of contents.

In our opinion, the accompanying financial statements referred to above present fairly, in all material respects, the respective financial position of the governmental activities, each major fund, and the aggregate remaining fund information of the LaSalle Parish School Board, as of June 30, 2022, and the respective changes in financial position thereof for the year then ended in accordance with accounting principles generally accepted in the United States of America.

Basis for Opinions

We conducted our audit in accordance with auditing standards generally accepted in the United States of America (GAAS) and the standards applicable to financial audits contained in *Government Auditing Standards* issued by the Comptroller General of the United States (*Government Auditing Standards*). Our responsibilities under those standards are further described in the Auditor's Responsibilities for the Audit of the Financial Statements section of our report. We are required to be independent of the School Board and to meet our other ethical responsibilities, in accordance with the relevant ethical requirements relating to our audit. We believe that the audit evidence we have obtained is sufficient and appropriate to provide a basis for our audit opinions.

Responsibilities of Management for the Financial Statements

Management is responsible for the preparation and fair presentation of the financial statements in accordance with accounting principles generally accepted in the United States of America, and for the design, implementation, and maintenance of internal control relevant to the preparation and fair presentation of financial statements that are free from material misstatement, whether due to fraud or error.

In preparing the financial statements, management is required to evaluate whether there are conditions or events, considered in the aggregate, that raise substantial doubt about the School Board's ability to continue as a going concern for twelve months beyond the financial statement date, including any currently known information that may raise substantial doubt shortly thereafter.

Auditor's Responsibilities for the Audit of the Financial Statements

Our objectives are to obtain reasonable assurance about whether the financial statements as a whole are free from material misstatement, whether due to fraud or error, and to issue an auditor's report that includes our opinions. Reasonable assurance is a high level of assurance but is not absolute assurance and therefore is not a guarantee that an audit conducted in accordance with GAAS and *Government Auditing Standards* will always detect a material misstatement when it exists. The risk of not detecting a material misstatement resulting from fraud is higher than one resulting from error, as fraud may involve collusion, forgery, intentional omissions, misrepresentations, or the override of internal control. Misstatements are considered material if there is a substantial likelihood that, individually or in the aggregate, they would influence the judgement made by a reasonable user based on the financial statements.

In performing an audit in accordance with GAAS and *Government Auditing Standards*, we

- Exercise professional judgement and maintain professional skepticism throughout the audit.
- Identify and assess the risks of material misstatement of the financial statements, whether due to fraud or error, and design and perform audit procedures responsive to those risks. Such procedures include examining, on a test basis, evidence regarding the amounts and disclosures in the financial statements.
- Obtain an understanding of internal control relevant to the audit in order to design audit procedures that are appropriate in the circumstances, but not for the purpose of expressing an opinion on the effectiveness of the School Board's internal control. Accordingly, no such opinion is expressed.
- Evaluate the appropriateness of accounting policies used and the reasonableness of significant accounting estimates made by management, as well as evaluate the overall presentation of the financial statements.
- Conclude whether, in our judgement, there are conditions or events, considered in the aggregate, that raise substantial doubt about the School Board's ability to continue as a going concern for a reasonable period of time.

We are required to communicate with those charged with governance regarding, among other matters, the planned scope and timing of the audit, significant audit findings, and certain internal control-related matters that we identified during the audit.

Emphasis of Matters

As described in Note 19 to the financial statements, the School Board adopted new accounting guidance, GASB Statement No. 87, Leases. Our opinion is not modified with respect to this matter.

As disclosed in Note 7 to the financial statements, the net pension liability for the School Board was \$17,323,630 at June 30, 2022, as determined by the Teachers' Retirement System, of Louisiana (TRSL), and Louisiana School Employees' Retirement System (LSERS). The related actuarial valuations were performed by TRSL's and LSERS's actuaries using various assumptions. Because actual experience may differ from the assumptions used, there is a risk that this amount at June 30, 2022, could be under or overstated. Our opinion is not modified with respect to this matter.

As discussed in Note 8 to the financial statements, the other post-employment benefits (OPEB) Liability for the School Board was \$55,520,848 at June 30, 2022, related to its participation in a single-employer other post-employment benefit plan. The related actuarial valuations were performed by the School Board's actuary using various assumptions. Because actual experience may differ from the assumptions used, there is a risk that this amount at June 30, 2022, could be under or overstated. Our opinion is not modified with respect to this matter.

Required Supplementary Information

Accounting principles generally accepted in the United States of America require that the Management's Discussion and Analysis, Schedule of Changes in the Total OPEB Liability and Related Ratios, Schedule of Employer's Proportionate Share of the Net Pension Liability, Schedule of Employer Contributions to Pension Plans, the Budgetary Comparison Schedules, and the notes to the required supplementary information, as listed in the table of contents, be presented to supplement the basic financial statements. Such information is the responsibility of management and, although not a part of the basic financial statements, is required by the Governmental Accounting Standards Board who considers it to be an essential part of financial reporting for placing the basic financial statements in an appropriate operational, economic, or historical context. We have applied certain limited procedures to the required supplementary information in accordance with GAAS, which consisted of inquiries of management about the methods of preparing the information and comparing the information for consistency with management's responses to our inquiries, the basic financial statements, and other knowledge we obtained during our audit of the basic financial statements. We do not express an opinion or provide any assurance on the information because the limited procedures do not provide us with sufficient evidence to express an opinion or provide any assurance.

Supplementary Information

Our audit was conducted for the purpose of forming opinions on the financial statements that collectively comprise the LaSalle Parish School Board's basic financial statements. The accompanying supplementary information, as listed in the table of contents, are presented for purposes of additional analysis and are not a required part of the basic financial statements. Such information is the responsibility of management and was derived from and relates directly to the underlying accounting and other records used to prepare the basic financial statements. The information has been subjected to the auditing procedures applied in the audit of the basic financial statements and certain additional procedures, including comparing and reconciling such information directly to the underlying accounting and other records used to prepare the basic financial statements or to the basic financial statements themselves, and other additional procedures in accordance with GAAS. In our opinion, the accompanying supplementary information, as listed in the table of contents, is fairly stated, in all material respects, in relation to the basic financial statements as a whole.

Other Information

Management is responsible for the other information included in the annual report. The other information comprises the introductory and statistical sections but does not include the basic financial statements and our auditor's report thereon. Our opinions on the basic financial statements do not cover the other information, and we do not express an opinion or any form of assurance thereon.

In connection with our audit of the basic financial statements, our responsibility is to read the other information and consider whether a material inconsistency exists between the other information and the basic financial statements, or the other information otherwise appears to be materially misstated. If, based on the work performed, we conclude that an uncorrected material misstatement of the other information exists, we are required to describe it in our report.

Other Reporting Required by *Government Auditing Standards*

In accordance with *Government Auditing Standards*, we have also issued our report, under separate cover, dated December 28, 2022, on our consideration of the LaSalle Parish School Board's internal control over financial reporting and on our tests of its compliance with certain provisions of laws, regulations, contracts, and grant agreements and other matters. The purpose of that report is solely to describe the scope of our testing of internal control over financial reporting and compliance and the results of that testing, and not to provide an opinion on the effectiveness of the School Board's internal control over financial reporting or on compliance. That report is an integral part of an audit performed in accordance with *Government Auditing Standards* in considering the School Board's internal control over financial reporting and compliance.

A handwritten signature in cursive script that reads "Allen, Green & Williamson, LLP".

ALLEN, GREEN & WILLIAMSON, LLP

Monroe, Louisiana
December 28, 2022

REQUIRED SUPPLEMENTARY INFORMATION

**MANAGEMENT'S DISCUSSION
AND ANALYSIS (MD&A)**

LaSalle Parish School Board
Management's Discussion and Analysis (MD&A)
June 30, 2022

Our discussion and analysis of LaSalle Parish School Board's financial performance provides an overview of the School Board's financial activities for the fiscal year ended June 30, 2022. Please read it in conjunction with the transmittal letter and the School Board's financial statements.

In the current fiscal year the School Board implemented GASB Statement No. 87 – Leases. The principal objective of this statement is to improve accounting and financial reporting for leases by governments. It increases the usefulness of governments' financial statements by requiring recognition of certain lease assets and liabilities for leases that were previously were classified as operating leases and recognized as inflows of resources or outflows of resources based on the payment provisions of the contract. It establishes a single model for lease accounting based on the foundational principle that leases are financings of the right to use and underlying asset. The impact to the School Board resulted in an increase in the beginning balance of capital assets and lease liabilities of \$556,593. The restatement had no effect on beginning net position.

FINANCIAL HIGHLIGHTS Our financial statements provide these insights into the results of this year's operations:

Total spending for all our programs per the Statement of Activities was \$31,370,401 for the year. Most of the School Board's taxes and state Minimum Foundation Program funds were used to support the net cost (after deducting restricted grants and fees charged to users) of these six areas: regular programs \$10,551,933, special programs \$2,229,882, other instructional programs \$2,356,603, school administration \$2,165,021, plant services \$2,939,006, and student transportation services \$2,102,065.

▪ **Statement of Net Position:**

The assets and deferred outflows of resources of the LaSalle Parish School Board were less than its liabilities and deferred inflows of resources at the close of the most recent fiscal year by \$37,873,050 (net position).

▪ **Statement of Activities:**

The School Board's total net position increased by \$6,327,572 for the year ended June 30, 2022, mainly due to changes in the pension liability, deferred outflows for pensions, and deferred inflows for pensions.

▪ **Governmental Funds Balance Sheet:**

As of the close of the fiscal year 2021-2022, the LaSalle Parish School Board's governmental funds reported combined ending fund balance of \$23,816,642, an increase of \$1,472,172 in comparison with the prior fiscal year. The majority of this fund balance is comprised of approximately (1) \$10,102,961 which is available for spending within the General fund, (2) \$229,038 which is available for spending in the 1980 and 1995 Sales Tax funds special revenue funds, (3) \$1,060,414 which is available for debt service payments (4) \$7,272,101 which is available for spending in the 2008 Sales Tax Capital Projects fund (5) \$4,014,130 which is available for spending in the non-major capital projects funds, and (6) \$1,137,998 which is available in the non-major special revenue funds.

▪ **Governmental Funds Statement of Revenues, Expenditures, and Changes in Fund Balances:**

Total revenues for the year ended June 30, 2022, for the governmental funds of the LaSalle Parish School Board amounted to \$37,639,251. Approximately 94% of this amount is received from four major revenue sources: (1) \$17,321,984 from Louisiana's State Equalization, (2) \$4,206,088 from local ad valorem taxes, (3) \$8,486,430 from local sales and use taxes, and (4) \$5,385,769 from federal sources.

LaSalle Parish School Board
Management's Discussion and Analysis (MD&A)
June 30, 2022

▪ **General Fund's Ending Fund Balance:**

At the end of the current fiscal year, unrestricted fund balance for the General fund, a major fund, was \$10,102,961, or 46% of total General fund expenditures.

▪ **1980 Sales Tax Fund and 1995 Sales Tax Funds' Ending Fund Balance:**

The 1980 Sales Tax and 1995 Sales Tax funds are classified as major funds for the 2021-2022 year end. These funds have \$229,038 in fund balance at year end which represent funds available as salary supplements to employees which had not been disbursed at fiscal year end.

• **2008 Sales Tax Capital Projects:**

The ending fund balance was \$7,272,101 and will be used to construct new facilities or make major improvements to facilities.

▪ **Nonmajor Special Revenue Fund's Ending Fund Balance:**

At the end of the current fiscal year, the fund balance for the Nonmajor Special Revenue funds were \$1,137,998, in which \$1,061,896 is restricted, and \$76,102 is nonspendable.

• **Capital Assets:**

Total capital assets (net of depreciation) were \$28,199,499 or 50% of the total assets. The School Board uses these assets to provide educational services to children; consequently, these assets are not available for future spending.

▪ **Long-Term Liabilities:**

The LaSalle Parish School Board's total long-term liabilities decreased \$567,742 during the current fiscal year. This decrease is due to a \$1,015,000 decrease in bonds payable, a \$409,423 increase in lease liability, a \$40,646 increase in compensated absences and a \$2,811 decrease in claims payable.

USING THIS ANNUAL REPORT

The School Board's annual report consists of a series of financial statements that show information for the School Board as a whole and its funds. The Statement of Net Position and the Statement of Activities provide information about the activities of the School Board as a whole and present a longer-term view of the School Board's finances. For our governmental activities, these statements tell how we financed our services in the short-term as well as what remains for future spending. Fund statements also may give you some insights into the School Board's overall financial health. Fund financial statements also report the School Board's operations in more detail than the government-wide financial statements by providing information about the School Board's most significant funds - such as the School Board's General fund, 1980 Sales Tax fund, 1995 Sales Tax fund, Education Stabilization fund, and 2008 Sales Tax Capital Projects fund.

LaSalle Parish School Board
Management's Discussion and Analysis (MD&A)
June 30, 2022

Annual Comprehensive Financial Report

Introductory Section

Transmittal Letter
Certificates of Excellence in Financial Reporting
Organization Chart
Elected Officials and Selected Administrative Officers

Financial Section

(Details outlined in the next chart)

Statistical Section

Financial Trends
Revenue Capacity
Debt Capacity
Demographic and Economic Information
Operating Information

(Refer to the Table of Contents in the front of this report for more details and the specific location of items identified above)

Financial Section

Required Supplementary Information
Management's Discussion & Analysis (MD&A)

Basic Financial Statements

**Government-wide
Financial Statements**



**Fund
Financial Statements**

Notes to the Financial Statements

Required Supplementary Information

Schedule of Changes in the Total OPEB Liability and Related Ratios
Schedule of Employer's Proportionate Share of the Net Pension Liability
Schedule of Employer Contributions to Pension Plans
Budgetary Information for Major Funds

Other Supplementary Information

Nonmajor Funds Combining Statements & Budgetary Information
Schedule of Compensation Paid Board Members
Schedule of Compensation, Benefits and Other Payments to Agency Head
Schools Cash and Investment Balances

LaSalle Parish School Board
Management's Discussion and Analysis (MD&A)
June 30, 2022

Our auditor has provided assurance in the independent auditor's report, located immediately preceding this Management's Discussion and Analysis, that the Basic Financial Statements are fairly stated. Varying degrees of assurance is being provided by the auditor regarding the Required Supplementary Information and the Supplementary Information identified on the previous page. A user of this report should read the independent auditor's report carefully to ascertain the level of assurance being provided for each of the other parts in the Financial Section.

The Introductory Section and the Statistical Section was prepared solely by the School Board without association of the independent auditors. Accordingly, the School Board assumes full responsibility for the accuracy of these two sections.

Reporting the School Board as a Whole

The Statement of Net Position and the Statement of Activities

One of the most important questions asked about the School Board is, "Is the School Board as a whole better off or worse off financially as a result of the year's activities?" The Statement of Net Position and the Statement of Activities, which appear first in the School Board's financial statements, report information on the School Board as a whole and its activities in a way that helps you answer this question. We prepare these statements to include *all* assets, liabilities and deferred outflows/inflows of resources, using the *accrual basis of accounting*, which is similar to the accounting used by most private-sector companies. All of the current year's revenues and expenses are taken into account regardless of when cash is received or paid.

These two statements report the School Board's *net position* - the difference between assets plus deferred outflows of resources and liabilities plus deferred inflows of resources, as reported in the Statement of Net Position - as one way to measure the School Board's financial health, or *financial position*. Over time, *increases or decreases* in the School Board's net position - as reported in the Statement of Activities - are one indicator of whether its *financial health* is improving or deteriorating. The relationship between revenues and expenses is the School Board's *operating results*. However, the School Board's goal is to provide services to our students, not to generate profits as commercial entities do. One must consider many other nonfinancial factors, such as the quality of the education provided and the safety of the schools to assess the *overall health* of the School Board.

The Statement of Net Position and Statement of Activities report the following activity for the School Board:

Governmental activities - All of the School Board's services are reported here, including instruction, plant services, transportation, and food services. Property taxes, sales taxes, Minimum Foundation Program funds, and state and federal grants finance most of these activities.

LaSalle Parish School Board
Management's Discussion and Analysis (MD&A)
June 30, 2022

Reporting the School Board's Most Significant Funds

Fund Financial Statements

The School Board's fund financial statements provide detailed information about the most significant funds - not the School Board as a whole. Some funds are required to be established by state law and by bond covenants. However, the School Board establishes many other funds to help it control and manage money for particular purposes (like the School Food Service) or to show that it is meeting legal responsibilities for using certain taxes, grants, and other money (like grants the School Board receives from the U.S. Department of Education). The School Board's governmental funds use the following accounting approach:

Governmental funds - All of the School Board's services are reported in governmental funds. Governmental fund reporting focuses on showing how money flows into and out of funds and the balances left at year-end that are available for spending. They are reported using an accounting method called *modified accrual* accounting, which measures cash and all other *financial* assets that can readily be converted to cash. The governmental fund statements provide a detailed *short-term view* of the School Board's operations and the services it provides. Governmental fund information helps you determine whether there are more or fewer financial resources that can be spent in the near future to finance the School Board's programs. We describe the relationship (or differences) between governmental *activities* (reported in the Statement of Net Position and the Statement of Activities) and governmental *funds* in the reconciliations on Statements D and F.

LaSalle Parish School Board
Management's Discussion and Analysis (MD&A)
June 30, 2022

THE SCHOOL BOARD AS A WHOLE

The School Board's net position was a deficit of \$37,873,050 at June 30, 2022, in which the School Board reflected a negative unrestricted balance of \$73,469,897. Restricted net position is reported separately to show legal constraints from debt covenants and enabling legislation that limit the School Board's ability to use the net position for day-to-day operations. Our analysis below focuses on the net position (Table 1) and change in net position (Table 2) of the School Board's governmental activities.

Table 1
Net Position
June 30,

	Governmental Activities		
	2022	2021	Variance
Other assets	\$ 28,482,257	\$ 26,793,429	\$ 1,688,828
Capital assets	28,199,499	27,918,089	281,410
Total assets	<u>56,681,756</u>	<u>54,711,518</u>	<u>1,970,238</u>
Deferred outflows of resources	<u>15,983,141</u>	<u>15,245,771</u>	<u>737,370</u>
Other liabilities	4,691,029	4,483,925	207,104
Long-term liabilities	77,271,313	100,755,153	(23,483,840)
Total liabilities	<u>81,962,342</u>	<u>105,239,078</u>	<u>(23,276,736)</u>
Deferred inflows of resources	<u>28,575,605</u>	<u>8,918,833</u>	<u>19,656,772</u>
Net position			
Net investment in capital assets	25,138,483	24,251,496	886,987
Restricted	10,458,364	9,353,178	1,105,186
Unrestricted	<u>(73,469,897)</u>	<u>(77,805,296)</u>	<u>4,335,399</u>
Total net position	<u><u>\$ (37,873,050)</u></u>	<u><u>\$ (44,200,622)</u></u>	<u><u>\$ 6,327,572</u></u>

The 2021 balance of capital assets and long-term liabilities were each increased \$556,593 due to implementation of GASB Statement No. 87.

The (\$73,469,897) in unrestricted net position of governmental activities represents the *accumulated* results of all past years' operations. It is mainly the result of recording an OPEB liability of \$55.5 million and a net pension liability of \$17.3 million

The results of this year's operations for the School Board as a whole are reported in the Statement of Activities. Table 2 takes the information from that statement, rounds off the numbers, and rearranges them slightly so you can see our total revenues for the year. Overall financial position has slightly improved from the prior year.

LaSalle Parish School Board
Management's Discussion and Analysis (MD&A)
June 30, 2022

Table 2
Changes in Net Position
For the Years Ended June 30,

	Governmental Activities		
	2022	2021	Variance
Program revenues:			
Charges for services	\$ 43,748	\$ 22,808	\$ 20,940
Operating grants and contributions	5,858,040	6,075,809	(217,769)
General revenues			
Ad valorem taxes	4,206,088	4,199,141	6,947
Sales taxes	8,486,430	7,885,600	600,830
State equalization	17,321,984	16,940,551	381,433
Other general revenues	1,781,683	2,019,998	(238,315)
Total revenues	<u>37,697,973</u>	<u>37,143,907</u>	<u>554,066</u>
Functions/Program Expenses:			
Instruction			
Regular programs	11,208,075	13,179,422	(1,971,347)
Special programs	2,416,687	2,725,897	(309,210)
Other instructional programs	4,061,280	4,333,314	(272,034)
Support services			
Student services	1,096,883	1,138,905	(42,022)
Instructional staff support	1,461,841	1,699,911	(238,070)
General administration	878,153	843,531	34,622
School administration	2,165,188	2,635,110	(469,922)
Business services	453,902	612,177	(158,275)
Plant services	3,148,542	3,193,335	(44,793)
Student transportation services	2,115,501	2,339,223	(223,722)
Central services	83,284	94,705	(11,421)
Food services	2,191,794	2,471,205	(279,411)
Interest and bank charges	89,271	75,389	13,882
Total expenses	<u>31,370,401</u>	<u>35,342,124</u>	<u>(3,971,723)</u>
Increase (decrease) in net position	6,327,572	1,801,783	4,525,789
Net position – beginning	(44,200,622)	(46,002,405)	1,801,783
Net position – ending	<u>\$ (37,873,050)</u>	<u>\$ (44,200,622)</u>	<u>\$ 6,327,572</u>

Total revenues increased \$554,066 because of increased sales tax collections and additional state equalization for mandated raises.

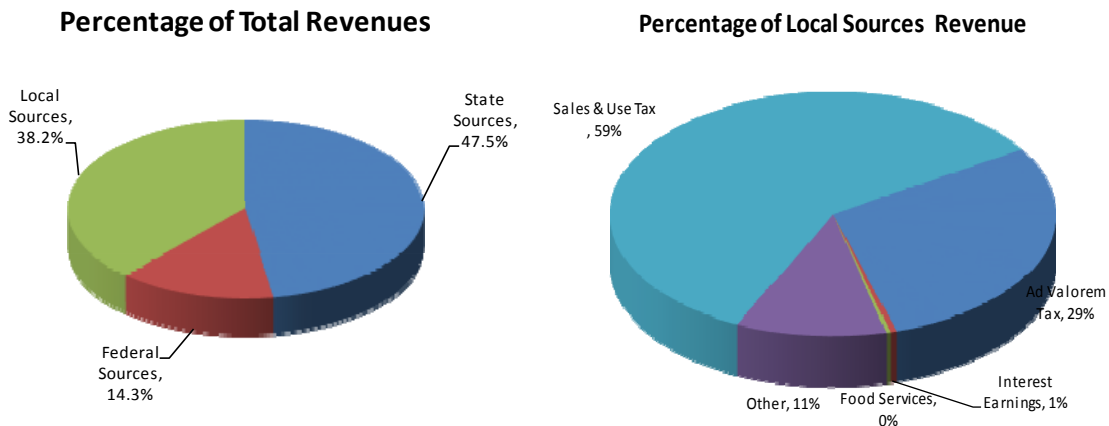
Total expenditures decreased \$3,971,723 due mainly to changes in the pension liability, deferred outflows for pensions, and deferred inflows for pensions.

**LaSalle Parish School Board
Management's Discussion and Analysis (MD&A)
June 30, 2022**

Governmental Activities

As reported in the Statement of Activities, the total cost of all of our *governmental* activities this year was \$31,370,401. Some of the cost was paid by those who benefited from the programs (\$43,748) or by other governments and organizations who subsidized certain programs with grants and contributions (\$5,858,040). We paid for the remaining "public benefit" portion of our governmental activities with \$12,692,518 in taxes, \$17,321,984 in state Minimum Foundation Program funds and \$1,781,683 with our other revenues, like interest and general entitlements.

Revenues



In the table on the following page we have presented the cost of each of the School Board's six largest functions: regular programs, special programs, other instructional programs, school administration, plant services, and food services as well as each program's net cost (total cost less revenues generated by the activities). Net cost shows the financial burden that was placed on the School Board's taxpayers by each of these functions. Providing this information allows our citizens to consider the cost of each function in comparison to the benefits they believe are provided by that function.

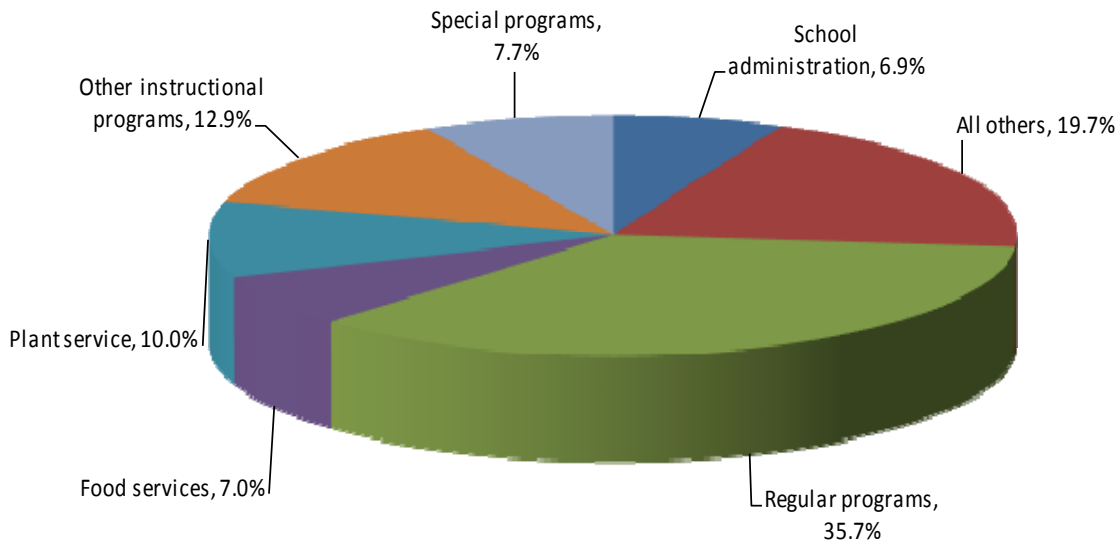
**LaSalle Parish School Board
Management's Discussion and Analysis (MD&A)
June 30, 2022**

**Table 3
Cost of Services
For the Year Ended June 30,
Governmental Activities**

	Total Cost of Services			Net Cost of Services		
	2022	2021	Variance	2022	2021	Variance
Regular programs	\$ 11,208,075	\$ 13,179,422	\$ (1,971,347)	\$ 10,551,933	\$ 12,123,035	\$ (1,571,102)
Special programs	2,416,687	2,725,897	(309,210)	2,229,882	2,488,262	(258,380)
Other instructional programs	4,061,280	4,333,314	(272,034)	2,356,603	2,755,509	(398,906)
School administration	2,165,188	2,635,110	(469,922)	2,165,021	2,593,415	(428,394)
Plant services	3,148,542	3,193,335	(44,793)	2,939,006	3,075,789	(136,783)
Food services	2,191,794	2,471,205	(279,411)	137,737	481,261	(343,524)
All others	6,178,835	6,803,841	(625,006)	5,088,431	5,726,236	(637,805)
Totals	\$ 31,370,401	\$ 35,342,124	\$ (3,971,723)	\$ 25,468,613	\$ 29,243,507	\$ (3,774,894)

Total Cost of Service by Function

Percentage of Total Expenses (\$31.4 million)



THE SCHOOL BOARD'S FUNDS

As we noted earlier, the School Board uses funds to help it control and manage money for particular purposes. Looking at funds helps you consider whether the School Board is being accountable for the resources taxpayers and others provide to it but may also give you more insight into the School Board's overall financial health.

LaSalle Parish School Board
Management's Discussion and Analysis (MD&A)
June 30, 2022

As the School Board completed this year, our governmental funds reported a combined fund balance of \$23,816,642 which is an increase of \$1,472,172 from last year.

The General fund is our principal operating fund. The fund balance in the General fund had an increase of \$356,176 leaving fund balance at \$10,102,961. This increase is due mainly to a prior year Medicaid audit reimbursement, FEMA public assistance grant for prior year COVID-19 supplies, and a reduction of General Administration expenditures from federal grant indirect costs

The 1980 Sales Tax fund and 1995 Sales Tax fund are reported as major funds for fiscal year ended June 30, 2022. Fund balances for these funds increased \$39,875 in total.

The Education Stabilization fund accounts for the transactions of the different Educations Stabilization grants. This fund is a cost reimbursement fund and does not have a fund balance.

The 2008 Sales Tax Capital Projects fund reported a fund balance of \$7,272,101, which is an increase of \$779,503 due to increased sales tax revenues exceeding capital project expenditures for the year.

Highlights of the nonmajor governmental funds are as follows:

Our nonmajor special revenue fund balance increased from the prior year amount of \$798,846 to \$1,137,998. The increase is due mainly to Career Development Funds (CDF) and additional School Food Service assistance such as Emergency Costs, P-EBT, and Supply Chain Assistance (SCA) Funds that were not expended before year end. Overall, School Activity Funds experienced a profitable year as well.

Our nonmajor debt service funds reflected an increase from prior year of \$10,447 with an ending fund balance of \$1,060,414. This increase is due to slightly higher debt service payments due July 1st.

Our nonmajor capital project funds reflected ending fund balance of \$4,014,130 which is a decrease from the prior year total of \$(52,981) mainly due to electrical, mechanical, and plumbing repairs at Jena High School.

General Fund Budgetary Highlights

Over the course of the year, the School Board revises its budget as it attempts to deal with unexpected changes in revenues and expenditures. The final amendment to the budget was actually adopted after year-end which is not prohibited by state law. The difference between final revenues compared to final budgeted revenues was insignificant. Actual expenditures exceeded budgeted expenditures by \$816,575 which is the result of recording capital outlay for new leases during the year which was not included in the budget.

The revisions to total revenues was to increase the budget by \$284,418 which was mainly the result of prior year reimbursements for a favorable Medicaid audit, FEMA public assistance for COVID-19 supplies, and excess workers' compensation. Budgeted expenditures were increased \$104,334 mainly due to major bus repairs, election and redistricting costs, and technology upgrades.

CAPITAL ASSET AND DEBT ADMINISTRATION

Capital Assets

At June 30, 2022, the School Board had \$28,199,499 invested in a broad range of capital assets, including land, buildings and improvements, furniture and equipment, leased transportation equipment, transportation equipment,

LaSalle Parish School Board
Management's Discussion and Analysis (MD&A)
June 30, 2022

and construction in progress. This amount represents a net increase (including additions, deductions and depreciation) of \$281,410 or approximately 1% from last year.

	Governmental Activities	
	2022	2021
Land	\$ 488,964	\$ 488,964
Construction in Progress	314,566	-
Land improvements	242,017	106,273
Buildings and improvements	25,756,276	26,253,799
Furniture and equipment	287,649	335,292
Transportation equipment	152,476	177,168
Leased transportation equipment (intangible asset)	957,551	556,593
Totals	<u>\$ 28,199,499</u>	<u>\$ 27,918,089</u>

The 2021 balance of capital assets was restated to include the beginning balance of leased transportation equipment due to implementation of GASB Statement No. 87.

Construction in Progress at the Jena High School Girls' Gym is the last of Hurricane Laura repairs expected to be completed by December 2022. Land improvements were comprised of a new track and drainage system at LaSalle High's football field. Numerous building improvement projects were completed during the year, including a walk-in cooler for LaSalle Junior High Cafeteria; stand-by generators at LaSalle High, Jena Elementary, and Jena High Cafeterias; bathroom renovations at LaSalle Junior High and Goodpine Middle; and the HVAC system at Jena Elementary. See Note 6 to the financial statements for more information.

Debt

During the 2018-2019 fiscal year, we issued sales tax bonds of \$3,165,000 of which \$1,320,000 remains outstanding at June 30, 2022. During the 2010-2011 fiscal year, we issued \$4,500,000 of QSCB revenue bonds of which \$775,000 remains outstanding at year end. Other obligations include accrued vacation pay and sick leave, lease liabilities along with claims and judgements liability. We present more detailed information about our long-term liabilities in the notes to the financial statements at Note 11.

ECONOMIC FACTORS AND NEXT YEAR'S BUDGETS

Our elected and appointed officials and citizens considered many factors when setting the School Board's 2022-2023 fiscal year budget and tax rates. One of the most important factors affecting the budget is our student count. The 2022-2023 budgets were adopted in September based on an estimate of students that will be enrolled on October 1. The October 1 student count affects our Minimum Foundation Program (MFP) funding from the state. Approximately 50% of total revenues are from the MFP. We anticipate that the student count will be slightly lower than prior year. Utilities, property insurance, and transportation costs continue to be a major concern along with annual increases in health insurance premiums. The effect of the COVID-19 pandemic on the General Fund budget is considered to be minimal at this time considering available federal assistance.

CONTACTING THE SCHOOL BOARD'S FINANCIAL MANAGEMENT

Our financial report is designed to provide our citizens, taxpayers, parents, students, investors and creditors with a general overview of the School Board's finances and to show the School Board's accountability for the money it receives. If you have questions about this report or wish to request additional financial information, contact Sara Andrews, Business Manager, at LaSalle Parish School Board, P. O. Drawer 90, Jena, Louisiana 71342, telephone number (318) 992-2161.

**BASIC FINANCIAL STATEMENTS:
GOVERNMENT-WIDE
FINANCIAL STATEMENTS (GWFS)**

LASALLE PARISH SCHOOL BOARD

STATEMENT OF NET POSITION

June 30, 2022

	Statement A
	GOVERNMENTAL ACTIVITIES
ASSETS	
Cash and cash equivalents	\$ 22,378,827
Investments	3,168,077
Receivables	1,758,361
Inventory	116,578
Prepaid items	1,060,414
Capital Assets:	
Land and construction in progress	803,530
Depreciable capital assets	27,395,969
TOTAL ASSETS	56,681,756
DEFERRED OUTFLOWS	
Deferred outflows related to pensions	6,313,707
Deferred outflows related to OPEB	9,669,434
TOTAL DEFERRED OUTFLOWS	15,983,141
LIABILITIES	
Accounts, salaries and other payables	4,603,998
Unearned revenue	61,050
Interest payable	25,414
Claims payable	567
Long-term liabilities:	
Long-term liabilities due within one year:	
Bonds, leases, claims, compensated absences	2,268,870
Long-term liabilities due in more than one year:	
Bonds, leases, claims, compensated absences	2,157,965
OPEB liability	55,520,848
Net pension liability	17,323,630
TOTAL LIABILITIES	81,962,342
DEFERRED INFLOWS	
Deferred inflows related to pensions	12,123,553
Deferred inflows related to OPEB	16,452,052
TOTAL DEFERRED INFLOWS	28,575,605
NET POSITION	
Net investment in capital assets	25,138,483
Restricted for:	
Grant funds	91,630
Facility improvements	45,808
Salary improvements	183,230
School food service	473,211
Student activity funds	497,055
Capital project	9,167,430
Unrestricted	(73,469,897)
TOTAL NET POSITION	\$ (37,873,050)

THE NOTES TO THE FINANCIAL STATEMENTS ARE AN INTEGRAL PART OF THIS STATEMENT.

LASALLE PARISH SCHOOL BOARD

**STATEMENT OF ACTIVITIES
For the Year Ended June 30, 2022**

Statement B

FUNCTIONS/PROGRAMS	EXPENSES	PROGRAM REVENUES		NET (EXPENSE) REVENUE AND CHANGES IN NET POSITION
		CHARGES FOR SERVICES	OPERATING GRANTS AND CONTRIBUTIONS	
<i>Governmental Activities:</i>				
Instruction:				
Regular program	\$ 11,208,075	\$ -	\$ 656,142	\$ (10,551,933)
Special programs	2,416,687	-	186,805	(2,229,882)
Other instructional programs	4,061,280	-	1,704,677	(2,356,603)
Support Services:				
Student services	1,096,883	-	289,404	(807,479)
Instructional staff support	1,461,841	-	380,547	(1,081,294)
General administration	878,153	-	407,017	(471,136)
School administration	2,165,188	-	167	(2,165,021)
Business services	453,902	-	-	(453,902)
Plant services	3,148,542	-	209,536	(2,939,006)
Student transportation services	2,115,501	-	13,436	(2,102,065)
Central services	83,284	-	-	(83,284)
Food services	2,191,794	43,748	2,010,309	(137,737)
Interest on long-term debt	89,271	-	-	(89,271)
Total governmental activities	\$ 31,370,401	\$ 43,748	\$ 5,858,040	(25,468,613)
General revenues:				
Taxes:				
Property taxes				4,206,088
Sales taxes				8,486,430
Grants and contributions not restricted to specific programs				
Minimum Foundation Program				17,321,984
State Revenue Sharing				77,322
Interest and investment earnings				66,365
Miscellaneous				1,637,996
Total general revenues				31,796,185
				6,327,572
				(44,200,622)
				\$ (37,873,050)

THE NOTES TO THE FINANCIAL STATEMENTS ARE AN INTEGRAL PART OF THIS STATEMENT.

LaSalle Parish School Board

This page intentionally left blank.

**BASIC FINANCIAL STATEMENTS:
FUND FINANCIAL STATEMENTS (FFS)**

LASALLE PARISH SCHOOL BOARD

**GOVERNMENTAL FUNDS
Balance Sheet
June 30, 2022**

	GENERAL	1980 SALES TAX	1995 SALES TAX
ASSETS			
Cash and cash equivalents	\$ 11,017,826	\$ 499,106	\$ 564,645
Investments	1,077,091	-	-
Receivables	94,491	235,173	235,172
Interfund receivables	1,400,288	-	-
Inventory	-	-	-
Prepaid items	-	-	-
Total assets	13,589,696	734,279	799,817
 LIABILITIES AND FUND BALANCES			
Liabilities:			
Accounts, salaries and other payables	3,486,168	57,383	114,758
Interfund payables	-	566,830	566,087
Unearned revenues	-	-	-
Claims payable	567	-	-
Total liabilities	3,486,735	624,213	680,845
 Fund balances:			
Nonspendable	-	-	-
Restricted	-	110,066	118,972
Committed	1,344,193	-	-
Unassigned	8,758,768	-	-
Total fund balances	10,102,961	110,066	118,972
TOTAL LIABILITIES AND FUND BALANCES	\$ 13,589,696	\$ 734,279	\$ 799,817

THE NOTES TO THE FINANCIAL STATEMENTS ARE AN INTEGRAL PART OF THIS STATEMENT.

Statement C

EDUCATION STABILIZATION	2008 SALES TAX CAPITAL PROJECTS	NONMAJOR GOVERNMENTAL	TOTAL
\$ -	\$ 7,040,506	\$ 3,256,744	\$ 22,378,827
-	-	2,090,986	3,168,077
473,418	235,172	484,935	1,758,361
-	-	-	1,400,288
-	-	116,578	116,578
-	-	1,060,414	1,060,414
<u>473,418</u>	<u>7,275,678</u>	<u>7,009,657</u>	<u>29,882,545</u>
366,255	3,577	575,857	4,603,998
107,163	-	160,208	1,400,288
-	-	61,050	61,050
-	-	-	567
<u>473,418</u>	<u>3,577</u>	<u>797,115</u>	<u>6,065,903</u>
-	-	1,136,516	1,136,516
-	7,272,101	2,957,225	10,458,364
-	-	2,118,801	3,462,994
-	-	-	8,758,768
<u>-</u>	<u>7,272,101</u>	<u>6,212,542</u>	<u>23,816,642</u>
<u>\$ 473,418</u>	<u>\$ 7,275,678</u>	<u>\$ 7,009,657</u>	<u>\$ 29,882,545</u>

This page intentionally left blank.

LASALLE PARISH SCHOOL BOARD

**Reconciliation of the Governmental Funds
Balance Sheet to the Statement of Net Position
June 30, 2022**

Statement D

Total fund balances - governmental funds		\$ 23,816,642
--	--	---------------

The cost of capital assets (land, buildings, furniture and equipment) purchased or constructed is reported as an expenditure in governmental funds. The Statement of Net Position includes those capital assets among the assets of the School Board as a whole. The cost of those capital assets is allocated over their estimated useful lives (as depreciation expense) to the various programs reported as governmental activities in the Statement of Activities. Because depreciation expense does not affect financial resources, it is not reported in governmental funds.

Costs of capital assets	\$ 49,651,686	
Depreciation expense to date	<u>(21,452,187)</u>	
		28,199,499

Deferred outflows/inflows related to pensions and OPEB are not due and payable in the current period and accordingly are not recorded in the fund financial statements.

Deferred outflows related to pensions and OPEB	15,983,141
Deferred inflows related to pension and OPEB	<u>(28,575,605)</u>

Long-term liabilities applicable to the School Board's governmental activities are not due and payable in the current period and accordingly are not reported as fund liabilities. All liabilities - both current and long term - are reported in the Statement of Net Position.

Balances at June 30, 2022 are:

Long-term liabilities		
Direct borrowings & direct placements	(2,095,000)	
Leases	(966,016)	
Compensated absences payable	(1,063,418)	
OPEB liability	(55,520,848)	
Net pension liability	(17,323,630)	
Claims payable	(302,401)	
Interest payable	<u>(25,414)</u>	
		<u>(77,296,727)</u>

Net position of governmental activities		\$ <u><u>(37,873,050)</u></u>
---	--	-------------------------------

THE NOTES TO THE FINANCIAL STATEMENTS ARE AN INTEGRAL PART OF THIS STATEMENT.

LASALLE PARISH SCHOOL BOARD

**GOVERNMENTAL FUNDS
Statement of Revenues, Expenditures,
and Changes in Fund Balances
For the Year Ended June 30, 2022**

	<u>GENERAL</u>	<u>1980 SALES TAX</u>	<u>1995 SALES TAX</u>
REVENUES			
Local sources:			
Taxes:			
Ad valorem	\$ 3,108,485	\$ -	\$ -
Sales and use	-	2,831,594	2,827,418
Interest earnings	29,289	2,378	2,822
Food services	-	-	-
Other	356,548	-	-
State sources:			
Equalization	17,194,340	-	-
Other	70,762	-	-
Federal sources	70,516	-	-
Total revenues	<u>20,829,940</u>	<u>2,833,972</u>	<u>2,830,240</u>
EXPENDITURES			
Current:			
Instruction:			
Regular programs	9,447,338	892,139	898,860
Special programs	2,070,503	307,170	309,734
Other instructional programs	2,003,368	264,925	247,529
Support services:			
Student services	768,780	77,900	70,731
Instructional staff support	1,045,302	94,066	94,975
General administration	393,829	9,845	9,940
School administration	1,765,081	137,041	139,069
Business services	460,523	30,564	30,860
Plant services	1,434,983	100,460	108,878
Student transportation services	2,237,780	156,670	157,713
Central services	83,531	4,592	4,637
Food services	71,095	171,242	172,995
Capital outlay	-	-	-
Debt service:			
Principal retirement	324,248	-	-
Interest and bank charges	37,352	-	-
Total expenditures	<u>22,143,713</u>	<u>2,246,614</u>	<u>2,245,921</u>
EXCESS (Deficiency) OF REVENUES OVER EXPENDITURES	<u>\$ (1,313,773)</u>	<u>\$ 587,358</u>	<u>\$ 584,319</u>

Statement E

<u>EDUCATION STABILIZATION</u>	<u>2008 SALES TAX CAPITAL PROJECTS</u>	<u>NONMAJOR GOVERNMENTAL</u>	<u>TOTAL</u>
\$ -	\$ -	\$ 1,097,603	\$ 4,206,088
-	1,741,590	1,085,828	8,486,430
-	12,748	19,128	66,365
-	-	43,748	43,748
-	-	1,213,603	1,570,151
-	-	127,644	17,321,984
-	-	487,954	558,716
1,527,470	-	3,787,783	5,385,769
<u>1,527,470</u>	<u>1,754,338</u>	<u>7,863,291</u>	<u>37,639,251</u>
534,268	-	120,434	11,893,039
441	-	186,364	2,874,212
361,828	-	1,813,687	4,691,337
78,340	-	244,521	1,240,272
75,404	-	409,534	1,719,281
262,563	34,164	179,646	889,987
74	-	393,966	2,435,231
-	55	-	522,002
201,116	-	1,344,179	3,189,616
13,436	-	50,930	2,616,529
-	-	4,424	97,184
-	-	1,902,738	2,318,070
-	-	1,034,641	1,034,641
-	-	1,015,000	1,339,248
-	1,090	60,381	98,823
<u>1,527,470</u>	<u>35,309</u>	<u>8,760,445</u>	<u>36,959,472</u>
\$ -	\$ 1,719,029	\$ (897,154)	\$ 679,779

(CONTINUED)

LASALLE PARISH SCHOOL BOARD

**Governmental Funds
Statement of Revenues, Expenditures,
and Changes in Fund Balances
For the Year Ended June 30, 2022**

	GENERAL	1980 SALES TAX	1995 SALES TAX
OTHER FINANCING SOURCES (USES)			
Transfers in	\$ 1,131,802	\$ -	\$ -
Transfers out	(254,246)	(566,320)	(565,482)
Leases (lessee)	733,671	-	-
Insurance proceeds	58,722	-	-
Total other financing sources (uses)	1,669,949	(566,320)	(565,482)
Net changes in fund balances	356,176	21,038	18,837
Fund balances - beginning	9,746,785	89,028	100,135
Fund balances - ending	\$ 10,102,961	\$ 110,066	\$ 118,972

THE NOTES TO THE FINANCIAL STATEMENTS ARE AN INTEGRAL PART OF THIS STATEMENT.

Statement E

EDUCATION STABILIZATION	2008 SALES TAX CAPITAL PROJECTS	NONMAJOR GOVERNMENTAL	TOTAL
\$ -	\$ -	\$ 1,261,559	\$ 2,393,361
-	(939,526)	(67,787)	(2,393,361)
-	-	-	733,671
-	-	-	58,722
-	(939,526)	1,193,772	792,393
-	779,503	296,618	1,472,172
-	6,492,598	5,915,924	22,344,470
\$ -	\$ 7,272,101	\$ 6,212,542	\$ 23,816,642

(CONCLUDED)

LASALLE PARISH SCHOOL BOARD

**Reconciliation of the Governmental Funds
Statement of Revenues, Expenditures, and Changes in Fund Balances
to the Statement of Activities
For the Year Ended June 30, 2022**

Statement F

Total net change in fund balances - governmental funds \$ 1,472,172

Amounts reported for governmental activities in the Statement of Activities are different because:

Capital outlays are reported in governmental funds as expenditures. However, in the Statement of Activities, the cost of those assets is allocated over their estimated useful lives as depreciation expense. This is the amount by which capital outlays exceeded depreciation in the current period:

Capital outlays	\$	1,892,868	
Depreciation expense		(1,439,292)	
Loss on capital asset deletions		<u>(172,166)</u>	
			281,410

The issuance of long-term debt provides current financial resources of governmental funds, while the repayment of the principal of long-term debt consumes the current financial resources of governmental funds. However, the transaction has no effect on net position.

Repayment of excess revenue bonds and lease liability	1,339,248
Receipts of lease proceeds	(733,671)

The recognition of pension expense in the Statement of Activities is based on projected benefit payments discounted to actuarial present value and attributed to periods of employee service. Pension expenditures in the fund financial statements are the amounts actually paid.

3,860,482

The Statement of Activities reflects the effects of other post-employment benefits, which is based on an actuarial amount that is increased over an amortized period and decreased for amounts actually paid during the year. The governmental funds reflect only the payments made as current year expenditures. This year, the change in OPEB liability was:

136,214

In the Statement of Activities, compensated absences (vacations and sick leave) are measured by the amounts earned during the year. In the governmental funds, however, expenditures for these items are measured by the amount of financial resources used (essentially, the amounts actually paid). This year, vacation and sick time earned (\$946,820) exceeded the amounts used (\$906,174) by \$40,646.

(40,646)

Interest on long-term debt in the Statement of Activities differs from the amount reported in governmental funds because interest is recognized as an expenditure in the funds when it is due, and thus requires the use of current financial resources. In the Statement of Activities, however, interest expense is recognized as the interest accrues, regardless of when it is due.

9,552

In the Statement of Activities, workers' compensation expense is measured by the change in the accrual for the year. In the governmental funds, expenditures are measured by the amount of resources used during the year. For the year, the accrual balance decreased by \$2,811.

2,811

Change in net position of governmental activities \$ 6,327,572

THE NOTES TO THE FINANCIAL STATEMENTS ARE AN INTEGRAL PART OF THIS STATEMENT.

LaSalle Parish School Board
Notes to the Financial Statements
June 30, 2022

NOTE 1 - SUMMARY OF SIGNIFICANT ACCOUNTING POLICIES	56
A. REPORTING ENTITY	56
B. FUNDS.....	56
Governmental Funds	56
C. MEASUREMENT FOCUS AND BASIS OF ACCOUNTING	57
Government-Wide Financial Statements (GWFS).....	57
Fund Financial Statements (FFS).....	57
D. DEPOSITS	58
E. INVESTMENTS	58
F. SHORT-TERM INTERFUND RECEIVABLES/PAYABLES	59
G. INVENTORY AND PREPAID ITEMS	59
H. CAPITAL ASSETS	59
I. UNEARNED REVENUES	59
J. COMPENSATED ABSENCES	60
K. LONG-TERM OBLIGATIONS	61
L. DEFERRED OUTFLOWS/INFLOWS OF RESOURCES	61
M. FUND EQUITY OF FUND FINANCIAL STATEMENTS	61
N. ELIMINATION AND RECLASSIFICATIONS	62
O. SALES TAXES.....	62
P. RESTRICTED NET POSITION.....	62
Q. BUDGETS	63
R. USE OF ESTIMATES	63
NOTE 2 - STEWARDSHIP, COMPLIANCE, AND ACCOUNTABILITY	64
NOTE 3 - LEVIED TAXES.....	64
NOTE 4 - DEPOSITS	65
NOTE 5 - RECEIVABLES.....	66
NOTE 6 - CAPITAL ASSETS.....	66
NOTE 7 - PENSION PLANS	67
NOTE 8 - OTHER POST EMPLOYMENT BENEFITS	73
NOTE 9 - ACCOUNTS, SALARIES AND OTHER PAYABLES	76
NOTE 10 - COMPENSATED ABSENCES	76
NOTE 11 - LONG-TERM LIABILITIES	76
NOTE 12 - INTERFUND TRANSACTIONS (FFS LEVEL ONLY).....	78
NOTE 13 - RISK MANAGEMENT	78
NOTE 14 - LITIGATION, CLAIMS AND COMMITMENTS	79
NOTE 15 - ON-BEHALF PAYMENTS FOR FRINGE BENEFITS AND SALARIES	79
NOTE 16 - ECONOMIC DEPENDENCY	80
NOTE 17 - FUND BALANCE CLASSIFICATION DETAILS	80
NOTE 18 - TAX ABATEMENTS.....	80
NOTE 19 - NEW GASB STANDARDS	81

LaSalle Parish School Board
Notes to the Financial Statements
June 30, 2022

NOTE 1 - SUMMARY OF SIGNIFICANT ACCOUNTING POLICIES The accompanying financial statements of the School Board have been prepared in conformity with accounting principles generally accepted in the United States of America (GAAP) as applied to governmental units. The Governmental Accounting Standards Board (GASB) is the accepted standard-setting body for establishing governmental accounting and financial reporting principles.

A. REPORTING ENTITY The LaSalle Parish School Board was created by Louisiana Revised Statute LSA-R.S. 17:51 to provide public education for the children within LaSalle Parish. The School Board is authorized by LSA-R.S. 17:81 to establish policies and regulations for its own government consistent with the laws of the state of Louisiana and the regulations of the Louisiana Board of Elementary and Secondary Education. The School Board is comprised of ten members who are elected from ten districts for terms of four years.

The School Board operates nine schools within the parish with a total enrollment of 2,588 pupils including Pre-K students. In conjunction with the regular educational programs, some of these schools offer special education and/or adult education programs. In addition, the School Board provides transportation and school food services for the students.

The School Board is considered a primary government, since it is a special-purpose government that has a separately elected governing body, is legally separate, and is fiscally independent of other state or local governments. Fiscally independent means that the School Board may, without the approval or consent of another governmental entity, determine or modify its own budget, levy its own taxes or set rates or charges, and issue bonded debt. The School Board also has no component units as other legally separate organizations for which the elected School Board members are financially accountable. There are no other primary governments with which the School Board has a significant relationship.

B. FUNDS The accounts of the School Board are organized and operated on the basis of funds. A fund is an independent fiscal and accounting entity with a self-balancing set of accounts. Fund accounting segregates funds according to their intended purpose and is used to aid management in demonstrating compliance with finance-related legal and contractual provisions. The minimum number of funds is maintained consistent with legal and managerial requirements.

The funds of the School Board are classified as governmental and are divided into separate fund types. The fund classifications and a description of each existing fund type follow:

Governmental Funds Governmental funds are used to account for the School Board's general government activities, including the collection and disbursement of specific or legally restricted monies, the acquisition or construction of capital assets, and the servicing of long-term debt. Major individual governmental funds are reported as separate columns in the fund financial statements. The School Board reports the following major governmental funds:

General fund - The primary operating fund of the School Board. It accounts for all financial resources of the School Board, except those required to be accounted for in another fund.

1980 Sales Tax - This fund accounts for the School Board's one-percent parish sales tax approved by voters on April 5, 1980. Eighty percent of the proceeds of the tax are used exclusively to supplement other revenues available to the Board for salaries and other benefits of teachers and other personnel, and the remaining twenty percent is to be used exclusively for the general expenses of operating and maintaining schools, including all costs of collecting and administering the tax.

LaSalle Parish School Board
Notes to the Financial Statements
June 30, 2022

1995 Sales Tax - This fund accounts for the School Board's one-percent parish sales tax approved by voters in 1995 and extended in 1999. The net revenues are allocated 80% for salaries and benefits of all School Board personnel and 20% for general expenditures.

Education Stabilization - This fund accounts for federal sources funded by the Coronavirus Aid Relief and Economic Security (CARES) Act, Coronavirus Response and Relief Supplemental Appropriations Act (CRRSA), and American Rescue Plan Act (ARPA) to assist the School Board in meeting the challenges in providing educational services as a result of the COVID-19 pandemic. The primary Education Stabilization Funds (ESF) granted to the School Board are Elementary and Secondary School Emergency Relief (ESSER), Governor's Emergency Education Relief (GEER), and Homeless Children Youth ARP.

2008 Sales Tax Capital Projects - This fund is to account for various improvements paid for through the voters' passage of sales tax collections.

C. MEASUREMENT FOCUS AND BASIS OF ACCOUNTING

Government-Wide Financial Statements (GWFS) The Statement of Net Position and the Statement of Activities display information about the reporting government as a whole.

The Statement of Net Position and the Statement of Activities were prepared using the economic resources measurement focus and the accrual basis of accounting. Revenues, expenses, gains, losses, assets, liabilities and deferred outflows/inflows of resources resulting from exchange and exchange-like transactions are recognized when the exchange takes place. Revenues, expenses, gains, losses, assets, liabilities and deferred outflows/inflows of resources resulting from nonexchange transactions are recognized in accordance with the requirements of GASB Statement No. 33 "Accounting and Financial Reporting for Nonexchange Transactions."

Program revenues Program revenues include 1) charges for services provided and 2) operating grants and contributions. Program revenues reduce the cost of the function to be financed from the School Board's general revenues. Charges for services are primarily derived from cafeteria sales and miscellaneous student fees. Operating grants and contributions consist of the many educational grants received from the federal and state government.

Allocation of indirect expenses Indirect expenses not allocated to functions are reported separately in the Statement of Activities. The School Board reports all direct expenses by function in the Statement of Activities. Direct expenses are those that are clearly identifiable with a function. Depreciation expense is specifically identified by function and is included in the direct expense of each function. Interest expense is considered an indirect expense and is reported separately in the Statement of Activities.

Fund Financial Statements (FFS)

Governmental Funds The accounting and financial reporting treatment applied to a fund is determined by its measurement focus. Governmental fund types use the flow of current financial resources measurement focus and the modified accrual basis of accounting. Under the modified accrual basis of accounting, revenues are recognized when susceptible to accrual (i.e., when they are "measurable and available.") "Measurable" means the amount of the transaction can be determined and "available" means collectible within the current period or soon enough thereafter to pay liabilities of the current period. The government considers all revenues available if they are collected within 60 days after year-end.

LaSalle Parish School Board
Notes to the Financial Statements
June 30, 2022

Expenditures are recorded when the related liability is incurred, except for unmatured principal and interest on long-term debt which is recognized when due. Compensated absences and claims and judgments are reported in a governmental fund only if the claims are due and payable.

With this measurement focus, only current assets, current liabilities and current deferred inflows/outflows of resources are generally included on the balance sheet. Operating statements of these funds present increases and decreases in net current assets. The governmental funds use the following practices in recording revenues and expenditures:

Revenues

Ad valorem taxes and sales taxes are susceptible to accrual.

Entitlements and shared revenues (which include state equalization and state revenue sharing) are recorded as unrestricted grants-in-aid at the time of receipt or earlier if the susceptible to accrual criteria are met. Expenditure-driven grants are recognized as revenue when the qualifying expenditures have been incurred and all other grant requirements have been met.

Other receipts become measurable and available when cash is received by the School Board and are recognized as revenue at that time.

Expenditures

Salaries payable are recorded as paid. Unpaid salaries for nine-month employees who are paid over twelve months are accrued at June 30. Substantially all other expenditures are recognized when the related fund liability has been incurred.

Other Financing Sources (Uses) Transfers between funds that are not expected to be repaid (or any other types, such as capital lease transactions, sale of capital assets, debt extinguishments, long-term debt proceeds, et cetera) are accounted for as other financing sources (uses). These other financing sources (uses) are recognized at the time the underlying events occur.

D. DEPOSITS Cash includes amounts in demand deposits, interest-bearing demand deposits, and time deposit accounts. Cash equivalents include amounts in time deposits and those investments with original maturities of 90 days or less. Under state law, the School Board may deposit funds in demand deposits, interest-bearing demand deposits, or time deposits with state banks organized under Louisiana law and national banks having their principal offices in Louisiana.

E. INVESTMENTS Investments are limited by R.S. 33:2955 and the School Board's investment policy. If the original maturities of investments exceed 90 days, they are classified as investments; however, if the original maturities are 90 days or less, they are classified as cash equivalents.

The investments are reflected at quoted market prices except for the following:

Investments in *nonparticipating* interest-earning contracts, such as nonnegotiable certificates of deposit with redemption terms that do not consider market rates, are reported using a cost-based measure.

Definitions:

LaSalle Parish School Board
Notes to the Financial Statements
June 30, 2022

Interest-earning investment contracts include time deposits with financial institutions (such as certificates of deposit), repurchase agreements, and guaranteed investment contracts.

F. SHORT-TERM INTERFUND RECEIVABLES/PAYABLES During the course of operations, numerous transactions occur between individual funds for goods provided or services rendered. These receivables and payables are classified as interfund receivables/payables on the fund financial statements balance sheet.

G. INVENTORY AND PREPAID ITEMS Inventories of the governmental fund-type are recorded as expenditures as purchased except for inventory of the School Food Service Fund.

Inventories of the School Food Service Fund consist of food purchased by the School Board and commodities granted by the United States Department of Agriculture through the Louisiana Department of Agriculture and Forestry. The commodities are recorded as revenues when used; however, all inventory items are recorded as expenditures when consumed. Unused commodities at year end are reported as unearned revenue. All purchased inventory items are valued at cost using the first-in, first-out (FIFO) method. The value of commodities inventory is the assigned values provided by the United States Department of Agriculture.

Certain payments to vendors reflect costs applicable to future accounting periods and are recorded as prepaid items in both government-wide and fund financial statements using the consumption method.

H. CAPITAL ASSETS Capital assets are recorded at historical cost and depreciated over their estimated useful lives (excluding salvage value). The capitalization threshold is \$5,000 for additions of capital assets and \$200,000 for additions of intangibles-software. Donated capital assets are recorded at their acquisition value at the date of donation. Estimated useful life is management's estimate of how long the asset is expected to meet service demands.

Straight line depreciation is used based on the following estimated useful lives:

Buildings	20 - 40 years
Improvements other than buildings	10 - 20 years
Furniture and equipment	3 - 10 years
Transportation equipment	5-8 years
Intangibles-software	3-5 years

Approximately 90% of capital assets are valued at actual costs, while the remaining 10% are valued at estimated cost based on the actual cost of like items. Leased transportation equipment is recorded at present value.

I. UNEARNED REVENUES The School Board reports unearned revenues on its combined balance sheet. Unearned revenues arise when resources are received by the School Board before it has a legal claim to them, as when grant monies are received prior to the occurrence of qualifying expenditures. In subsequent periods, when the School Board has a legal claim to the resources, the liability for unearned revenue is removed from the combined balance sheet and the revenue is recognized.

LaSalle Parish School Board
Notes to the Financial Statements
June 30, 2022

J. COMPENSATED ABSENCES The following is the sick leave policy adopted by the School Board:

- 9-9½ month employees earn 10 days a year
- 10 month employees earn 11 days a year
- 11-12 month employees earn as per scale (for employees hired before July 1, 2011):

<u>Years Experience</u>	<u>Days Earned</u>
0 - 3	12 days per year
4 - 5	15 days per year
6 - 10	18 days per year
11 - 15	21 days per year
16 and up	24 days per year

Effective for employees hired in a 12 month position after July 1, 2011:

<u>Years' Experience</u>	<u>Days Earned</u>
0 - 10	12 days per year
10 +	15 days per year

Sick leave can be accumulated without limitation. Upon retirement or death, unused accumulated sick leave of up to 25 days is paid to the employee or to the employee's estate at the employee's current rate of pay. Under the Louisiana Teachers' Retirement System and the Louisiana School Employees' Retirement System unpaid sick leave may be used in the retirement benefit computation as earned service.

Annual leave is earned for 12 month employees at the same scale above. The LaSalle Parish School Board shall allow an employee to accumulate only half of his/her annual leave days earned per year. Annual leave shall be credited at the end of each fiscal year (June 30) and, at least half of that year's earned annual leave must be taken during the following fiscal year. Unused annual leave in excess of half of an employee's earned amount per year may not be carried forward into the next year. Any unused annual leave in excess of that an employee is allowed to accumulate will be lost. Employees hired in a 12-month position after July 1, 2011 may only accumulate up to 90 days of annual leave.

Upon separation, employees may elect to be paid in full for the total number of days of accumulated annual leave at their daily rate of pay. Payment shall be made to the employee or his/her heirs on or before the next regular payday or no later than 15 days following the date of separation. Payment for unused, accumulated annual leave upon separation will be determined by the employee's base salary at the time of separation, but will also include that amount of the sales tax supplements normally included in the employee's monthly payroll check; but is not to include the "bonus" sales tax amount.

The School Board estimates its accrued sick leave liability based on the sick leave accumulated at the balance sheet date by those employees who currently are eligible to receive termination payments as well as other employees who are expected to become eligible in the future to receive such payments. The School Board makes the assumption that employees who have a minimum experience of 10 years will become eligible in the future to receive their accrued sick leave.

Accruals for compensated absences include both salary and salary-related benefits.

Vacation leave and other compensated absences with similar characteristics are accrued as a liability as the benefits are earned by the employees if both of the following conditions are met:

LaSalle Parish School Board
Notes to the Financial Statements
June 30, 2022

- A. The employees' right to receive compensation is attributable to services already rendered.
- B. It is probable that the employer will compensate the employees for the benefits through paid time off or some other means, such as cash payments at termination or retirement.

Compensated absence liability is reported in governmental funds only if the liability has matured.

K. LONG-TERM OBLIGATIONS Bond premiums and discounts, as well as issuance costs, are recognized in the period the bonds are issued. Bond and lease proceeds are reported as an other financing source. Issuance costs, even if withheld from the actual net proceeds received, are reported as debt service expenditures. Deferred gains on refunding are capitalized and amortized over the life of refunding in the GWFS.

The School Board provides certain continuing medical, dental, vision and life insurance benefits for its retired employees. The OPEB Plan is a single employer defined benefit “substantive plan” as understood by past practices of the School Board.

For purposes measuring the net pension liability, deferred outflows of resources and deferred inflows of resources related to pensions, and pension expense, information about the fiduciary net position of the retirement systems and additions to/deductions from the retirements systems fiduciary net position have been determined on the accrual basis, the same basis as they are reported by the retirement systems. For this purpose, benefit payments (including refunds of employee contributions) are recognized when due and payable in accordance with the benefit terms. Investments are reported at fair value.

L. DEFERRED OUTFLOWS/INFLOWS OF RESOURCES In addition to assets, the Statement of Net Position will sometimes report a separate section for deferred outflows of resources. This separate financial statement element, *deferred outflows of resources*, represents a consumption of net position that applies to a future period(s) and will not be recognized as an outflow of resources (expense/expenditure) until then. The School Board has two items that qualify as deferred outflows of resources which are related to pension obligations and other post-employment benefits. See Notes 7 and 8 for additional information.

In addition to liabilities, the Statement of Net Position will sometimes report a separate section for deferred inflows of resources. This separate financial statement element, *deferred inflows of resources*, represents an acquisition of net position that applies to a future period(s) and so will not be recognized as an inflow of resources (revenues) until that time. The School Board has two items that qualify as deferred inflows of resources which are related to pension obligations and other post-employment benefits. See Notes 7 and 8 for additional information.

M. FUND EQUITY OF FUND FINANCIAL STATEMENTS GASB 54 requires the fund balance amounts to be reported within the fund balance categories as follows:

Non-spendable: Fund balance that is not in spendable form or legally or contractually required to be maintained intact. This category includes items that are not easily converted to cash such as inventories and prepaid items.

Restricted: Fund balance that can be spent only for the specific purposes stipulated by constitution, external resource providers, or through enabling legislation.

Committed: Fund balance that can only be used for specific purposes determined by the School Board’s highest level of decision making authority. The Board is the highest level of decision making authority for the School Board that can, by adoption of a resolution prior to the end of the fiscal year, commit fund balance. Committed amounts cannot be used for any other purpose unless the Board removes or changes the specified use by taking the same type

LaSalle Parish School Board
Notes to the Financial Statements
June 30, 2022

of action it employed to previously commit the funds. Committed fund balance is the result of either a policy of the School Board or motions passed by the Board committing the funds.

Assigned: Fund balance that is constrained by the School Board's intent to be used for specific purposes but are neither restricted nor committed. Intent should be expressed by the Board.

Unassigned: Fund balance that is the residual classification for the General fund. Negative unassigned fund balance may be reported in other governmental funds if expenditures incurred for specific purposes exceed the amount restricted, committed or assigned to those purposes.

The School Board reduces committed amounts, followed by assigned amounts and then unassigned amounts when an expenditure is incurred for purposes for which amounts in any of those unrestricted fund balance classifications could be used. The School Board considers restricted amounts to have been spent when an expenditure has been incurred for purposes for which both restricted and unrestricted fund balance is available.

N. ELIMINATION AND RECLASSIFICATIONS In the process of aggregating data for the Statement of Net Position and the Statement of Activities, some amounts reported as interfund activity and balances in the funds were eliminated or reclassified. Interfund receivables and payables were eliminated to minimize "grossing up" effect on assets and liabilities within the government activities column. Interfund services provided or used are not eliminated in the process of consolidation.

O. SALES TAXES On April 5, 1980, the voters of LaSalle Parish approved a one-percent sales and use tax. The sales tax is collected by Concordia Parish School Board and transferred to LaSalle Parish School Board on a monthly basis. The School Board accounts for this sales tax in the 1980 Sales Tax Special Revenue Fund. The net revenues derived are allocated 80% for salaries and benefits of all School Board personnel and 20% for general expenditures.

In 1995, the voters of LaSalle Parish approved a one-percent sales and use tax to be levied by the LaSalle Parish School Board. The sales and use tax is collected by Concordia Parish School Board and transferred to LaSalle Parish School Board on a monthly basis. The School Board accounts for this sales tax in the 1995 Sales Tax Special Revenue Fund. The net revenues derived are allocated 80% for salaries and benefits of all School Board personnel and 20% for general expenditures.

On March 8, 2008, the voters of LaSalle Parish approved a one-percent sales and use tax for 15 years. The sales tax is collected by Concordia Parish School Board and transferred to LaSalle Parish School Board on a monthly basis. The School Board accounts for this sales tax in the 2008 Sales Tax Special Revenue Fund. The net revenues derived are for acquiring, constructing, improving, and maintaining public schools, and paying the principal and interest payments on sales tax bonds. The fund reflecting these net revenues is the 2008 Sales Tax Collections Capital Project Fund and corresponding debt service funds.

P. RESTRICTED NET POSITION For the government-wide Statement of Net Position, net position is reported as restricted if either of the following conditions exist:

- Restrictions are externally imposed by creditors (such as debt covenants), grantors, contributors, or laws or regulations of other governments.
- Restrictions are imposed by law through constitutional provisions or enabling legislation.

When both restricted and unrestricted resources are available for use, it is the government's policy to use restricted resources first, then unrestricted resources as needed. Restricted net position as reported in the Statement of Net

LaSalle Parish School Board
Notes to the Financial Statements
June 30, 2022

Position, which are restricted by enabling legislation, include all facility improvements, salary improvements, and capital projects.

Q. BUDGETS

General Budget Policies The School Board follows these procedures in establishing the budgetary data reflected in the combined financial statements:

State statute requires budgets be adopted for the General fund and all special revenue funds except for student activity funds.

Each year prior to September 15, the Superintendent submits to the Board proposed annual budgets for the General fund and special revenue funds. Public hearings are conducted, prior to the Board's approval, to obtain taxpayer comments. The operating budgets include proposed expenditures and the means of financing them.

Appropriations (unexpended budget balances) lapse at year end.

Formal budget integration (within the accounting records) is employed as a management control device. Budget amounts included in the accompanying financial statements include the original adopted budget and all subsequent amendments. These revisions were considered significant by the Board. All budget revisions are approved by the Board.

Budget Basis of Accounting All governmental funds' budgets are prepared on the modified accrual basis of accounting, with some variations. Budgeted amounts are as originally adopted or as amended by the Board. Legally, the Board must adopt a balanced budget; that is, total budgeted revenues and other financing sources including fund balance must equal or exceed total budgeted expenditures and other financing uses. State statutes require the Board to amend its budgets when revenues plus projected revenues within a fund are expected to be less than budgeted revenues by five percent or more and/or expenditures within a fund are expected to exceed budgeted expenditures by five percent or more. The School Board approves budgets at the function level for the General fund and at the fund level for special revenue funds. Management can transfer amounts between line items within a function.

R. USE OF ESTIMATES The preparation of financial statements in conformity with accounting principles generally accepted in the United States of America requires management to make estimates and assumptions that affect the reported amounts of assets, liabilities and deferred outflows/inflows of resources and disclosure of contingent assets and liabilities at the date of the financial statement and the reported amounts of revenues and expenditures during the reporting period. Actual results could differ from those estimates.

LaSalle Parish School Board
Notes to the Financial Statements
June 30, 2022

NOTE 2 - STEWARDSHIP, COMPLIANCE, AND ACCOUNTABILITY

Excess of Expenditures Over Appropriations in Individual Funds The following individual funds had actual expenditures over budgeted expenditures for the year ended June 30, 2022:

<u>Fund</u>	<u>Budget</u>	<u>Actual</u>	<u>Variance</u>
General fund	\$ 21,327,138	\$ 22,143,713	\$ (816,575)
1980 Sales Tax fund	2,246,594	2,246,614	(20)

The variance in the general fund is the result of recording capital outlay for new leases during the fiscal year after the budget revision. The variance in the 1980 sales tax fund was the result of unanticipated expenditures after the last budget revision.

NOTE 3 - LEVIED TAXES The School Board levies taxes on real and business personal property located within LaSalle Parish's boundaries. Property taxes are levied by the School Board on property values assessed by the LaSalle Parish Tax Assessor and approved by the Louisiana Tax Commission.

The LaSalle Parish Sheriff's Office bills and collects property taxes for the School Board. Collections are remitted to the School Board monthly.

Property Tax Calendar

Millage rates adopted	August 3, 2021
Levy date	January 1, 2021
Tax bills mailed	November 1, 2021
Total taxes are due	December 31, 2021
Lien date	January 1, 2022
Penalties and interest are added	January 31, 2022
Tax sale – 2021 delinquent property	May 26, 2022

Assessed values are established by the LaSalle Parish Tax Assessor each year on a uniform basis at the following ratios of assessed value to fair market value.

10% land	15% machinery
10% residential improvements	15% commercial improvements
15% industrial improvements	25% public service properties, excluding land

A revaluation of all property is required after 1978 to be completed no less than every four years. The last revaluation was completed for the roll of January 1, 2020. Total gross assessed value was \$112,752,750 in calendar year 2021. Louisiana state law exempts the first \$75,000 of assessed value of a taxpayer's primary residence from parish property taxes. This homestead exemption was \$22,924,760 of the assessed value in calendar year 2021. State law requires the sheriff to collect property taxes in the calendar year in which the assessment is made. Property taxes become delinquent January 1 of the following year. If taxes are not paid by the due date, taxes bear interest at the rate of 1.25% per month until the taxes are paid. After notice is given to the delinquent taxpayers, the sheriff is required by the *Constitution of the State of Louisiana* to sell the least quantity of property necessary to settle the taxes and interest owed.

LaSalle Parish School Board
Notes to the Financial Statements
June 30, 2022

The tax roll is prepared by the tax assessor and approved by the Louisiana Tax Commission in November of each year. The amount of 2021 property taxes to be collected occurs in December 2021, and January and February 2022. All property taxes are recorded in the general, special revenue, debt service and capital projects funds. The School Board considers the lien date (January 1, 2022) as the date an enforceable legal claim occurs for 2021 property taxes. Property tax revenue is recognized in the period for which the taxes are levied (budgeted). Accordingly, the 2021 property taxes are budgeted in the 2021-2022 fiscal year of the School Board.

Estimated uncollectible taxes are those taxes based on past experience which will not be collected in the subsequent year and are primarily due to subsequent adjustments to the tax roll. Historically, virtually all ad valorem taxes receivable were collected since they are secured by property. Therefore, there is no allowance for uncollectible taxes.

The following is a summary of authorized and levied (tax rate per \$1,000 assessed value) ad valorem taxes:

	Authorized Maximum <u>Millage</u>	Levied <u>Millage</u>	Expiration <u>Date</u>
Parish-wide taxes:			
Constitutional	4.54	4.53	Statutory
Maintenance and operations	4.86	4.85	2023
Special Building and Construction District 1	4.86	4.85	2023
Maintenance and operations	2.21	2.21	2026
Special Maintenance Lea-way District 1	9.28	9.26	2029
Maintenance and operations	18.54	18.50	2028

NOTE 4 - DEPOSITS Deposits are stated at cost, which approximates fair value. Under state law, these deposits (or the resulting bank balances) must be secured by federal deposit insurance or the pledge of securities owned by the fiscal agent bank. The fair value of the pledged securities plus the federal deposit insurance must at all times equal the amount on deposit with the fiscal agent. These securities are held in the name of the pledging fiscal agent bank in a holding or custodial bank that is mutually acceptable to both parties.

Interest Rate Risk: The School Board’s policy does not address interest rate risk.

Credit Risk: The School Board’s investments are in certificates of deposit accounts which do not have credit ratings; however, the School Board’s policy does not address credit risk.

Custodial Credit Risk-Deposits: At year-end, the School Board’s carrying amount of deposits was \$25,546,904 (including \$3,168,077 in certificates of deposit classified as investments) and the bank balance was \$25,660,484. These deposits are reported as follows: Statement A- cash and cash equivalents, \$22,378,827, Statement A- investments, \$3,168,077. The full bank balance of \$25,660,484 was covered by federal depository insurance or by collateral held by the School Board’s agent but not in the School Board’s name. Even though the pledged securities are considered uncollateralized under the provision of GASB Statement No. 3, Louisiana Revised Statute 39:1229 imposes a statutory requirement on the custodial bank to advertise and sell the pledged securities within 10 days of being notified by the School Board that the fiscal agent has failed to pay deposited funds upon demand. The School Board's policy does not address custodial credit risk.

LaSalle Parish School Board
Notes to the Financial Statements
June 30, 2022

NOTE 5 - RECEIVABLES The receivables at June 30, 2022, are as follows:

Class of Receivables	General	1980 Sales Tax	1995 Sales Tax	Education Stabilization	2008 Sales Tax Capital Projects	Nonmajor Governmental	Total
Taxes:							
Sales	\$ -	\$ 235,173	\$ 235,172	\$ -	\$ 235,172	\$ -	\$ 705,517
Ad valorem	-	-	-	-	-	77	77
Intergovernmental- grants:							
Federal	-	-	-	473,418	-	433,331	906,749
State	-	-	-	-	-	51,527	51,527
Local accounts	94,491	-	-	-	-	-	94,491
Total	\$ 94,491	\$ 235,173	\$ 235,172	\$ 473,418	\$ 235,172	\$ 484,935	\$ 1,758,361

These receivables are expected to be collected in full; therefore, there is no allowance for doubtful accounts recorded.

NOTE 6 - CAPITAL ASSETS The changes in capital assets follow:

	Balance Beginning	Additions	Deletions	Balance Ending
Governmental Activities:				
Non depreciable capital assets:				
Land	\$ 488,964	\$ -	\$ -	\$ 488,964
Construction in progress	-	314,566	-	314,566
Total non depreciable capital assets	488,964	314,566	-	803,530
Depreciable capital assets:				
Land improvements	115,501	146,997	-	262,498
Buildings and improvements	44,496,578	659,994	397,516	44,759,056
Furniture and equipment	2,268,105	26,161	193,783	2,100,483
Transportation equipment	556,838	11,479	132,462	435,855
Leased transportation equipment (intangible asset)	556,593	733,671	-	1,290,264
Total depreciable capital assets	47,993,615	1,578,302	723,761	48,848,156
Less accumulated depreciation				
Land improvements	9,228	11,253	-	20,481
Buildings and improvements	18,242,779	990,319	230,318	19,002,780
Furniture and equipment	1,932,813	68,836	188,815	1,812,834
Transportation equipment	379,670	36,171	132,462	283,379
Leased transportation equipment (intangible asset)	-	332,713	-	332,713
Total accumulated depreciation	20,564,490	1,439,292	551,595	21,452,187
Depreciable capital assets, net	27,429,125	139,010	172,166	27,395,969
Governmental activities				
Capital assets, net	<u>\$ 27,918,089</u>	<u>\$ 453,576</u>	<u>\$ 172,166</u>	<u>\$ 28,199,499</u>

The beginning balance of depreciable capital assets was restated to include leased transportation equipment for \$556,593 due to implementation of GASB Statement No. 87.

**LaSalle Parish School Board
Notes to the Financial Statements
June 30, 2022**

Depreciation expense was charged to governmental activities as follows:

Depreciation expense was charged to governmental activities as follows:

Regular programs	\$ 816,777
Special programs	1,453
Other instructional programs	5,616
School administration	42,594
Business services	767
Plant services	172,344
Student transportation	368,183
Food services	31,558
Total depreciation expense	<u>\$ 1,439,292</u>

NOTE 7 - PENSION PLANS

The School Board is a participating employer in two statewide, public employee retirement systems, the Louisiana School Employees' Retirement System (LSERS) and the Teacher's Retirement System of Louisiana (TRSL). Both systems have separate boards of trustees and administer cost-sharing, multiple-employer defined benefit pension plans, including classes of employees with different benefits and contribution rates (sub-plans). Article X, Section 29(F) of the Louisiana Constitution of 1974 assigns the authority to establish and amend benefit provisions of all sub-plans administered by these systems to the State Legislature. Each system issues a public report that includes financial statements and required supplementary information. Copies of these reports for LSERS and TRSL may be obtained at www.lsers.net and www.trsl.org, respectively.

TRSL also administers an optional retirement plan (ORP), which was created by Louisiana Revised Statute 11:921-931 for academic and administrative employees of public institutions of higher education and is considered a defined contribution plan (see Optional Retirement Plan note below). A portion of the employer contributions for ORP plan members is dedicated to the unfunded accrued liability of the TRSL defined benefit plan.

General Information about the Pension Plans

Plan Descriptions/Benefits Provided:

Louisiana School Employees' Retirement System: LSERS administers a plan to provide retirement, disability, and survivor's benefits to non-teacher school employees excluding those classified as lunch workers and their beneficiaries as defined in R.S. 11:1001. The age and years of creditable service (service) required in order for a member to receive retirement benefits are established by R.S. 11:1141-1153 and vary depending on the member's hire date.

A member who joined the system on or after July 1, 2015 is eligible for normal retirement if he has at least 5 years of creditable service and is at least age 62. A member who joined between July 1, 2010 and June 30, 2015 is eligible for normal retirement if he has at least 5 years of creditable service and is at least age 60. A member who joined the system on or before June 30, 2010 is eligible for normal retirement if he has at least 30 years of creditable service regardless of age, 25 years of creditable service and is at least age 55, or 10 years of creditable service and is at least age 60. All members are eligible for retirement with 20 years of creditable service regardless of age with an actuarially reduced benefit.

LaSalle Parish School Board
Notes to the Financial Statements
June 30, 2022

For members who joined the system prior to July 1, 2006, the maximum retirement benefit is an amount equal to 3 1/3% of the average compensation for the 3 highest consecutive years of membership service, subject to the 10% salary limitation, multiplied by the number of years of service limited to 100% of final average compensation plus a supplementary allowance of \$2.00 per month for each year of service. For members who joined the system on or after July 1, 2006 through June 30, 2010, 3 1/3% of the average compensation is used to calculate benefits, however, the calculation consists of the five highest consecutive years of membership service, subject to the 10% salary limitation. For members who joined the system on or after July 1, 2010, 2 1/2% of the average compensation is used to calculate benefits and consists of the five highest consecutive years' average salary, subject to the 15% salary limitation. The supplemental allowance was eliminated for members entering the plan on or after July 1, 1986. Effective January 1, 1992, the supplemental allowance was reinstated to all members whose service retirement became effective after July 1, 1971.

A member is eligible to retire and receive disability benefits if the member has at least 5 years of creditable service, is not eligible for normal retirement and has become totally and permanently disabled and is certified as disabled by the Medical Board. A vested person with twenty or more years of creditable service who has withdrawn from active service prior to the age at which that person is eligible for retirement benefits is eligible for a disability benefit until normal retirement age. A member who joins the system on or after July 1, 2006, must have at least 10 years of service to qualify for disability benefits. Upon the death of a member with five or more years of creditable service, the plan provides benefits for surviving spouses and minor children. Under certain conditions outlined in the statutes, a spouse is entitled to 75% of the member's benefit.

Teachers' Retirement System of Louisiana: TRSL administers a plan to provide retirement, disability, and survivor benefits to employees who meet the legal definition of a "teacher" as provided for in R.S 11:701. Eligibility for retirement benefits and the calculation of retirement benefits are provided for in R.S. 11:761. Statutory changes closed existing, and created new, sub-plans for members hired on or after January 1, 2011 and July 1, 2015.

Most members are eligible to receive retirement benefits 1) at the age of 60 with 5 years of service, 2) at the age of 55 with at least 25 years of service, or 3) at any age with at least 30 years of service. For members joining on or after July 1, 2015, retirement benefits are paid at age 62 with at least 5 years of service credit. Members may retire with an actuarially reduced benefit with 20 years of service credit. Retirement benefits are calculated by applying a percentage ranging from 2% to 3% of final average salary multiplied by years of service. Average compensation is defined as the member's average annual earned compensation for the highest 36 consecutive months of employment for members employed prior to January 1, 2011, or highest 60 consecutive months of employment for members employed after that date.

Under R.S. 11:778 and 11:779, members who have suffered a qualified disability are eligible for disability benefits if employed prior to January 1, 2011 and attained at least 5 years of service or if employed on or after January 1, 2011 and attained at least 10 years of service. Members employed prior to January 1, 2011 receive disability benefits equal to 2 1/2% of average compensation multiplied by the years of service, but not more than 50% of average compensation subject to statutory minimums. Members employed on or after January 1, 2011 receive disability benefits equivalent to the regular retirement formula without reduction by reason of age.

Survivor benefits are provided for in R.S. 11:762. In order for survivor benefits to be paid, the deceased member must have been an active member at the time of death and must have a minimum of five years of service, at least two of which were earned immediately prior to death, or must have had a minimum of twenty years of service regardless of when earned in order for a benefit to be paid to a minor or handicapped child. Survivor benefits are equal to 50% of the benefit to which the member would have been entitled if retired on the date of death using a factor of 2 1/2% regardless of years of service or age, or \$600 per month, whichever is greater. Benefits are payable to an unmarried child until age 21, or age 23 if the child remains a full-time student. The minimum service credit requirement is ten

LaSalle Parish School Board
Notes to the Financial Statements
June 30, 2022

years for a surviving spouse with no minor children, and benefits are to be paid for life to the spouse or a qualified handicapped child.

Deferred Retirement Option Program (DROP)

In lieu of terminating employment and accepting a service retirement, an eligible LSERS or TRSL member can begin participation in the DROP on the first retirement eligibility date for a period not to exceed 3 years. A member has a 60 day window from his first eligible date to participate in the program in order to participate for the maximum number of years. Delayed participation reduces the three year maximum participation period. During participation, benefits otherwise payable are fixed, and deposited in an individual DROP account. Upon termination of DROP participation, the member can continue employment and earn additional benefit accruals to be added to the fixed pre-DROP benefit. Upon termination of employment, the member is entitled to the fixed benefit, an additional benefit based on post-DROP service (if any), and the individual DROP account balance which can be paid in a lump sum or an additional annuity based upon the account balance.

Cost of Living Adjustments

As fully described in Title 11 of the Louisiana Revised Statutes, LSERS and TRSL allow for the payment of permanent benefit increases, also known as cost of living adjustments, or COLAs, that are funded through investment earnings when recommended by the board of trustees and approved by the Legislature. These ad hoc COLAs are not considered to be substantively automatic.

Contributions

Article X, Section 29(E)(2)(a) of the Louisiana Constitution of 1974 assigns the Legislature the authority to determine employee contributions. Employer contributions are actuarially determined using statutorily established methods on an annual basis and are constitutionally required to cover the employer's portion of the normal cost and provide for the amortization of the unfunded accrued liability. Employer contributions are adopted by the Legislature annually upon recommendation of the Public Retirement Systems' Actuarial Committee. For those members participating in the TRSL defined contribution ORP, a portion of the employer contributions are used to fund the TRSL defined benefit plans' unfunded accrual liability.

Employer contributions to LSERS for fiscal year 2022 were \$350,764, with active member contributions ranging from 7.5% to 8%, and employer contributions of 28.7%. Employer defined benefit plan contributions to TRSL for fiscal year 2022 were \$3,567,487 with active member contributions ranging from 5% to 8%, and employer contributions of 25.2% for the regular plan and plan B. Non-employer contributions to TRSL, which are comprised of \$125,495 from ad valorem taxes and revenue sharing funds and \$924 from the State for PIP salaries, totaled \$126,419 for fiscal year 2022. These non-employer contributions were recorded as revenue and were used as employer contributions.

Pension Liabilities, Pension Expense, and Deferred Outflows of Resources and Deferred Inflows of Resources Related to Pensions

At June 30, 2022, the School Board reported liabilities of \$1,796,988 and \$15,526,642 under LSERS and TRSL, respectively, for its proportionate share of the Net Pension Liability (NPL). This liability will be liquidated by the General fund and special revenue funds with recorded salaries. The NPL for LSERS and TRSL was measured as of June 30, 2021, and the total pension liabilities used to calculate the NPL were determined by actuarial valuations as of that date. The School Board's proportions of the NPL were based on projections of the School Board's long-term share of contributions to the pension plans relative to the projected contribution of all participating employers,

LaSalle Parish School Board
Notes to the Financial Statements
June 30, 2022

actuarially determined. As of June 30, 2021, the most recent measurement date, the School Board's proportions and the changes in proportion from the prior measurement date were .378061%, or a decrease of .007211% for LSERS and .29083% or a decrease of .00278% for TRSL.

For the year ended June 30, 2022, the School Board recognized a total pension expense of \$57,769, or \$142,216 and \$(84,447) for LSERS and TRSL, respectively. The School Board reported deferred outflows of resources and deferred inflows of resources related to pensions as components of unrestricted net position from the following sources:

	<u>Deferred Outflows</u>			<u>Deferred Inflows</u>		
	<u>LSERS</u>	<u>TRSL</u>	<u>Total</u>	<u>LSERS</u>	<u>TRSL</u>	<u>Total</u>
Differences between expected and actual experience	\$ 38,869	\$ 79,301	\$ 118,170	\$ 26,111	\$ 234,772	\$ 260,883
Changes of assumptions	59,211	1,511,401	1,570,612	-	-	-
Net difference between projected and actual earnings on pension plan investments	-	-	-	683,679	10,480,932	11,164,611
Changes in proportion and differences between employer contributions and proportionate share of contributions	-	706,674	706,674	79,135	618,924	698,059
Employer contributions subsequent to the measurement date	350,764	3,567,487	3,918,251	-	-	-
Total	<u>\$ 448,844</u>	<u>\$ 5,864,863</u>	<u>\$ 6,313,707</u>	<u>\$ 788,925</u>	<u>\$ 11,334,628</u>	<u>\$ 12,123,553</u>

Deferred outflows of resources related to pensions resulting from the School Board's contributions subsequent to the measurement date will be recognized as a reduction of the LSERS and TRSL NPL in the year ended June 30, 2023. Other amounts reported as deferred outflows of resources and deferred inflows of resources related to pensions will be recognized in pension expense as follows:

	<u>LSERS</u>	<u>TRSL</u>	<u>Total</u>
2023	\$ (157,154)	\$ (1,897,990)	\$ (2,055,144)
2024	(98,435)	(1,651,501)	(1,749,936)
2025	(164,749)	(2,295,960)	(2,460,709)
2026	(270,507)	(3,191,801)	(3,462,308)

LaSalle Parish School Board
Notes to the Financial Statements
June 30, 2022

Actuarial Assumptions

The total pension liabilities for LSERS and TRSL in the June 30, 2021 actuarial valuations were determined using the following actuarial assumptions, applied to all periods included in the measurements:

	LSERS	TRSL
Valuation Date	June 30, 2021	June 30, 2021
Actuarial Cost Method	Entry age normal	Entry age normal
Expected Remaining Service Lives	3 years	5 years
Investment Rate of Return	6.90%, net of investment expense	7.40% respectively, net of investment expense
Inflation Rate	2.50%	2.30%
Mortality - Non-disabled	Active member: RP-2014 Employee Table with Blue Collar Adjustment, 130% for males and 115% for females, each with the full generational MP-2017 scale. Retiree: RP-2014 Healthy Annuitant Table with Blue Collar Adjustment, 130% for males and 115% for females, each with the full generational MP-2017 scale.	Active members - RP-2014 White Collar Employee tables, adjusted by 1.010 for males and by .997 for females. Non-disabled retiree/inactive members - RP-2014 White Collar Healthy Annuitant tables, adjusted by 1.366 for males and by 1.189 for females.
Mortality - Disabled	RP-2014 Total Dataset Disabled Tables for males and females, with the full generational MP2017 scale.	Disability retiree mortality - RP-2014 Disability tables, adjusted by 1.111 for males and by 1.134 for females.
Termination, Disability, Retirement	2013 - 2017 experience study	July 1, 2012 - June 30, 2017 experience study
Salary Increases	3.25%	3.10% - 4.60%
Cost of Living Adjustments	Not substantively automatic	Not substantively automatic

For LSERS the long-term expected rate of return on pension plan investments was determined using a triangulation method which integrated the CAPM pricing model (top-down), a treasury yield curve approach (bottom-up) and an equity building-block model (bottom-up). Risk return and correlations are projected on a forward looking basis in equilibrium, in which best-estimates of expected future real rates of return (expected returns, net of pension plan investment expense and inflation) are developed for each major asset class. These rates are combined to produce the long-term expected rate of return by weighting the expected future real rates of return by the target asset allocation percentage and by adding expected inflation and an adjustment for the effect of rebalancing/diversification.

LaSalle Parish School Board
Notes to the Financial Statements
June 30, 2022

For TRSL, the long-term expected rate of return was determined using a building-block method in which best-estimate ranges of expected future real rates of return (expected returns, net of pension plan investment expenses and inflation) are developed for each major asset class. These ranges are combined to produce the long-term expected rate of return by weighting the expected future real rates of return by the target asset allocation percentage and by adding expected inflation and an adjustment for the effect of rebalancing/diversification. The resulting long-term geometric nominal expected rates of return are 7.87% for 2021. Best estimates of arithmetic real rates of return for each major asset class included in the pension plan's target asset allocation are summarized for each plan in the following table:

	Target Allocation	LT Expected Real Rate of Return
TRSL (arithmetic)		
Domestic equity	27.00%	4.21%
International equity	19.00%	5.23%
Domestic fixed income	13.00%	0.44%
International fixed income	5.50%	0.56%
Private equity	25.50%	8.48%
Other private assets	10.00%	4.27%
Total	100.00%	
LSERS (arithmetic)		
Fixed income	26.00%	0.76%
Equity	39.00%	2.84%
Alternatives	23.00%	1.87%
Real estate	12.00%	0.60%
Total	100.00%	6.07%
Inflation		2.10%
Expected arithmetic nominal return		8.17%

Discount Rate. The discount rate used to measure the total pension liability was 6.90% for LSERS and 7.40% for TRSL. The projection of cash flows used to determine the discount rate assumed that employee contributions will be made at the current contribution rate and that employer contributions from participating employers will be made at contractually required rates, actuarially determined. Based on those assumptions, the pension plan's fiduciary net position was projected to be available to make all projected future benefit payments of current active and inactive plan members. Therefore, the long-term expected rate of return on pension plan investments was applied to all periods of projected benefit payments to determine the total pension liability.

The LSERS discount rate used in the June 30, 2021 net pension liability valuation was decreased from the 7.00% used in the June 30, 2020 valuation to 6.90%. The TRSL discount rate used in the June 30, 2021 net pension liability valuation was decreased from the 7.45% used in the June 30, 2020 valuation to 7.40%.

**LaSalle Parish School Board
Notes to the Financial Statements
June 30, 2022**

Sensitivity of the proportionate share of the NPL to changes in the discount rate. The following presents the School Board’s proportionate share of the NPL for LSERS and TRSL using the current discount rate as well as what the School Board’s proportionate share of the NPL would be if it were calculated using a discount rate that is one percentage-point lower or one percentage-point higher than the current rate:

	<u>1.0% Decrease</u>	<u>Current Discount Rate</u>	<u>1.0% Increase</u>
LSERS	\$ 2,767,456	\$ 1,796,988	\$ 967,447
TRSL	25,695,018	15,526,642	6,973,968

Pension plan fiduciary net position. Detailed information about LSERS and TRSL fiduciary net position is available in the separately issued financial reports referenced above.

Payables to the Pension Plan. At June 30, 2022, the School Board had \$137,737 and \$1,392,806 in payables to LSERS and TRSL, respectively, for the June 30, 2022 employee and employer legally required contributions.

Optional Retirement Plan

TRSL administers an optional retirement plan (ORP), which was created by R.S. 11:921-931 for academic and administrative employees of public institutions of higher education. The purpose of the optional retirement plan is to provide retirement and death benefits to the participants while affording the maximum portability of these benefits to the participants. The optional retirement plan is a defined contribution plan that provides for full and immediate vesting of all contributions remitted to the participating companies on behalf of the participants. Eligible employees make an irrevocable election to participate in the optional retirement plan rather than the TRSL and purchase retirement and death benefits through contracts provided by designated companies. Benefits payable to participants are not the obligation of the State of Louisiana or the TRSL. Such benefits and other rights of the ORP are the liability and responsibility solely of the designated company or companies to whom contributions have been made.

R.S. 11:927 sets the contribution requirements of the ORP plan members and the employer equal to the contribution rates established for the regular retirement plan of TRSL. However, effective July 1, 2014, the employer contribution rate for amounts credited to the ORP participants who are not employed in higher education must be the greater of: (1) the employer normal cost contribution for the TRSL Regular Plan; or (2) 6.2%.

Employer ORP contributions to TRSL for fiscal year 2022 totaled \$6,743, which represents pension expense for the School Board. Employee contributions totaled \$1,947. The active member and employer contribution rates were 8% and 6.2%, respectively, with an additional employer contribution of 21.5% made to the TRSL defined benefit plan described above.

NOTE 8 - OTHER POST EMPLOYMENT BENEFITS

Plan description - In accordance with state statutes, the School Board provides certain continuing health care and life insurance benefits for its retired employees on a pay-as-you-go basis. The School Board OPEB plan is a single-employer defined benefit “substantive plan” as understood by past practices of the School Board and its employees. Although no written plan or trust currently exists or is sanctioned by law, the OPEB plan is reported based on communication to plan members. Also, no stand-alone financial report was prepared. Substantially all of the School Board’s employees become eligible for these benefits if they reach normal retirement age while working for the School Board. These benefits and similar benefits for active employees are provided through the Office of Group Benefits, whose monthly premiums are paid jointly by the employee and the School Board. No assets are accumulated in a trust that meets the criteria in paragraph 4 of Statement 75.

Benefits Provided and Funding Policy – The plan provides medical and life insurance benefits for retirees and their

LaSalle Parish School Board
Notes to the Financial Statements
June 30, 2022

dependents. The contribution requirements of plan members and the School Board are established and may be amended by LRS 42:801-883. Employees do not contribute to their post-employment benefits cost until they become retirees and begin receiving those benefits. The retirees contribute approximately 25% of the medical premium with the School Board contributing the balance. This percentage will be greater for eligible retirees with less than 20 years of service. Medical coverage is provided through options under the Louisiana Office of Group Benefits (OGB). A Medicare supplement benefit is provided at Medicare eligibility. Benefits continue for life. A life insurance benefit depending on final salary is provided at retirement prior to age 65. The life insurance benefit may continue for life if the retiree pays premiums. The cost of life insurance is shared with the retiree and the School Board.

Employees Covered by Benefit Terms – At June 30, 2022, the following employees were covered by the benefit terms:

Inactive employees or beneficiaries currently receiving benefit payments	266
Inactive employees entitled to but not yet receiving benefit payments	0
Active employees	308
Employees with life insurance benefit but not medical benefit	22
Total	596

Total OPEB Liability – The School Board’s total OPEB liability of \$55,520,848 was measured as of June 30, 2022 and was determined by an actuarial valuation as of June 30, 2022. The OPEB liability will be liquidated by the General fund and all special revenue funds with recorded salaries.

Actuarial Assumptions and Other Inputs – The total OPEB liability in the June 30, 2022 actuarial valuation was determined using the following actuarial assumptions and other inputs, applied to all periods included in the measurement, unless otherwise specified:

Actuarial method	Entry Age Normal Cost - Level percentage of projected salary
Discount rate	3.54%
Healthcare trend	A level 4.50% trend rate
Mortality	RPH-2014 Total Table with Projection MP 2021
Turnover	Ranges from 9% at age 25 to 4.2% at age 55 and over
Retirement rates	Ranges from 3.50% at age 50 with less than 25 years of experience to 22.50% at ages 66 and above with more than 30 years of experience
Salary increase	3.50%

No experience studies were conducted. The discount rate increased from 2.16% in 2021 to 3.54% in 2022. The mortality assumption was updated from RPH-2014 total table with projection to MP-2020 to RPH-2014 table with projection to MP-2021. Termination and retirement rates were updated with tables used in the 2021 actuarial valuation reports for the TRSL and LSERS retirement plans. The School Board contributed \$2,305,579 utilizing the pay-as-you-go basis.

LaSalle Parish School Board
Notes to the Financial Statements
June 30, 2022

Changes in the Total OPEB Liability:

	Total OPEB Liability
Balance at June 30, 2021	\$ 60,005,167
Changes for the year:	
Service cost	1,984,897
Interest	1,314,085
Differences between expected & actual experience	7,767,856
Changes in assumptions	(13,245,578)
Benefit payments	(2,305,579)
Net changes	(4,484,319)
Balance at June 30, 2022	\$ 55,520,848

Changes in assumptions that affect the measurement of the total OPEB liability since the prior measurement date include an updated mortality assumption, updated the termination and retirement rate tables with tables used in 2021 actuarial valuation reports for the TRSL and LSERS retirement plans, and discount rate was increased from 2.16% to 3.54%. There were no changes in benefit terms since the prior measurement date.

Sensitivity of the Total OPEB Liability to Changes in the Discount Rate – The following presents the total OPEB liability of the School Board, as well as what the School Board’s total OPEB liability would be if it were calculated using a discount rate that is one percentage point lower and one percentage point higher than the current discount rate.

	1% Decrease (2.54%)	Discount Rate (3.54%)	1% Increase (4.54%)
Total OPEB liability	\$ 64,851,052	\$ 55,520,848	\$ 48,138,144

Sensitivity of the Total OPEB Liability to Changes in the Healthcare Cost Trend Rates – The following presents the total OPEB liability of the School Board, as well as what the School Board’s total OPEB liability would be if it were calculated using healthcare cost trend rates that are one percentage point lower and one percentage point higher than the current healthcare cost trend rates.

	1% Decrease (3.50%)	Healthcare Trend Rate (4.50%)	1% Increase (5.50%)
Total OPEB liability	\$ 48,061,668	\$ 55,520,848	\$ 65,023,370

OPEB Expense and Deferred Outflows of Resources Related to OPEB – For the year ended June 30, 2022, the School Board recognized OPEB expense of \$2,169,365. At June 30, 2022, the School Board reported deferred outflows/inflows of resources related to OPEB from the following sources:

	Deferred Outflows of Resources	Deferred (Inflows) of Resources
Differences between expected & actual experience	\$ 6,436,699	\$ (1,534,264)
Changes of assumptions/inputs	3,232,735	(14,917,788)
	\$ 9,669,434	\$ (16,452,052)

LaSalle Parish School Board
Notes to the Financial Statements
June 30, 2022

Amounts reported as deferred outflows of resources related to OPEB will be recognized in OPEB expense as follows:

Year Ended June 30:	
2023	\$ (1,129,617)
2024	(1,241,971)
2025	(2,683,675)
2026	(1,446,713)
2027	(280,642)

NOTE 9 - ACCOUNTS, SALARIES AND OTHER PAYABLES Payables at June 30, 2022, are as follows:

	General	1980 Sales Tax	1995 Sales Tax	Education Stabilization	2008 Sales Tax Capital Projects	Nonmajor Governmental	Total
Accounts	\$ 1,335,478	\$ -	\$ -	\$ -	\$ 3,577	\$ 231,692	\$ 1,570,747
Salaries	2,150,690	57,383	114,758	366,255	-	344,165	3,033,251
	<u>\$ 3,486,168</u>	<u>\$ 57,383</u>	<u>\$ 114,758</u>	<u>\$ 366,255</u>	<u>\$ 3,577</u>	<u>\$ 575,857</u>	<u>\$ 4,603,998</u>

NOTE 10 - COMPENSATED ABSENCES At June 30, 2022, employees of the School Board have accumulated and vested \$1,063,418 of employee leave benefits including \$15,199 of salary-related benefits. These employee leave benefits were computed in accordance with GASB Codification Section C60.

NOTE 11 - LONG-TERM LIABILITIES The following is a summary of the long-term obligation transactions of the governmental activities for the year ended June 30, 2022:

	Beginning Balance	Additions	Deletions	Ending Balance	Amounts Due in One year
Direct borrowings & direct placements	\$ 3,110,000	\$ -	\$ 1,015,000	\$ 2,095,000	\$ 1,035,000
Lease liability	556,593	733,671	324,248	966,016	324,860
Compensated absences	1,022,772	946,820	906,174	1,063,418	906,175
Claims & judgments payable	305,212	34,627	37,438	302,401	2,835
OPEB liability	60,005,167	11,066,838	15,551,157	55,520,848	-
Net pension liability	35,755,409	1,688,782	20,120,561	17,323,630	-
Long-term liabilities	<u>\$ 100,755,153</u>	<u>\$ 14,470,738</u>	<u>\$ 37,954,578</u>	<u>\$ 77,271,313</u>	<u>\$ 2,268,870</u>

The beginning balance of long-term liabilities was restated to include a lease liability of \$556,593 due to implementation of GASB Statement No. 87.

Payments on the excess revenue bonds payable that pertain to the School Board's governmental activities are made by the debt service funds. The compensated absences and claims and judgments attributable to the governmental activities will be liquidated by several of the School Board's governmental funds. In the past, the major portion was liquidated by the General fund. The percentage liquidated by other funds was insignificant.

Direct Borrowings & Direct Placements	Original Issue	Interest Rates	Final Payment Due	Interest to Maturity	Principal Outstanding
Sales Tax Refunding Bonds					
July 01, 2018	\$ 3,165,000	2.00-3.45%	7/1/2023	\$ 45,235	\$ 1,320,000
Qualified School Construction					
March 01, 2011	4,500,000	0.85%	7/1/2023	6,611	775,000
				<u>\$ 51,846</u>	<u>\$ 2,095,000</u>

LaSalle Parish School Board
Notes to the Financial Statements
June 30, 2022

The purpose of the issuance of the excess revenue bonds was for acquiring, constructing, improving and maintaining public school and school related facilities.

The excess revenue bonds payable are due as follows:

Year Ending June 30	Direct Borrowings & Direct Placements		
	Principal Payments	Interest Payments	Total
2023	\$ 1,035,000	\$ 38,630	\$ 1,073,630
2024	1,060,000	13,216	1,073,216
Total	\$ 2,095,000	\$ 51,846	\$ 2,146,846

In accordance with Louisiana Revised Statute 39:562, the School Board is legally restricted from incurring long-term bonded debt in excess of 35 percent of the assessed value of taxable property. There is no outstanding bonded debt that is paid from ad valorem tax.

Pledged Revenues: The School Board has pledged future collections of the 1% sales and use tax being levied and collected pursuant to the provisions of law and in compliance with the said election held on March 8, 2008 to repay the 2018 Sales Tax Bond issuance and the Qualified School Construction Bond. The original bond issuances were \$3,165,000 and \$4,500,000, respectively. Proceeds from the bonds provided financing for the purpose of constructing, acquiring, improving and maintaining public school and school related facilities. These excess revenue bonds are paid solely from the 2008 Sales Tax Collections and are payable through 2023. Total principal and interest remaining to be paid on the 2018 Sales Tax Refunding Bond and the Qualified School Construction Bond are \$2,095,000 in principal and \$51,846 in interest. Of the \$2,827,418 sales tax collections to service the debt, the School Board paid \$1,075,381 in debt service payments for 2018 Sales Tax Bond payable (\$687,178) and Qualified School Construction Bond payable (\$388,203). The annual principal and interest payments are estimated to be 39% of the tax revenues over the next 2 years.

Lease Liability: A beginning lease liability for school buses of \$556,593 was included in long-term liabilities due to the implementation of GASB Statement No. 87. During the current fiscal year, an additional \$733,671 was added to lease liability for the purchase of nine school buses resulting in an ending liability balance of \$966,016. All of these leases are five year leases with required semi-annual payments and interest rates ranging from 3.8% to 6.0%. The buses have a five-year estimated useful life. The value of the leased transportation equipment (intangible asset) as of the end of the current fiscal year was \$1,290,264 and had accumulated amortization of \$332,713.

The lease liability is due as follows:

	Principal	Interest	Total
2023	\$ 324,860	\$ 36,740	\$ 361,600
2024	270,696	22,904	293,600
2025	215,538	11,762	227,300
2026	154,922	4,374	159,296
Total	\$ 966,016	\$ 75,780	\$ 1,041,796

LaSalle Parish School Board
Notes to the Financial Statements
June 30, 2022

NOTE 12 - INTERFUND TRANSACTIONS (FFS LEVEL ONLY)

Interfund Receivables/Payables

<u>Receivable Fund</u>	<u>Amount</u>	<u>Payable Fund</u>	<u>Amount</u>
General	\$ 1,400,288	1980 Sales Tax	\$ 566,830
		1995 Sales Tax	566,087
		Education Stabilization	107,163
		Nonmajor governmental	160,208
Total	<u>\$ 1,400,288</u>		<u>\$ 1,400,288</u>

The interfund receivable in the General fund from the sales tax funds is for the 20% of the net revenues that can be used for general expenditures. The purpose for interfund receivables/payables from Education Stabilization fund and nonmajor governmental funds to the General fund is to cover expenditures for cost reimbursement programs until the reimbursement requisitions are deposited and to record indirect costs due to the General fund. All interfunds are expected to be repaid within one year of the financial statements.

Interfund Transfers

<u>Paying Fund</u>	<u>Receiving Fund</u>	<u>Transfers Out</u>	<u>Transfers In</u>
1980 Sales Tax	General	\$ 566,320	\$ 566,320
1995 Sales Tax	General	565,482	565,482
Nonmajor governmental	Nonmajor governmental	67,787	67,787
General	Nonmajor governmental	254,246	254,246
2008 Sales Tax Capital Projects	Nonmajor governmental	939,526	939,526
Totals		<u>\$ 2,393,361</u>	<u>\$ 2,393,361</u>

As previously mentioned in Note 1, the sales tax funds transfer 20% of net revenues for general expenditures to the General fund. The General fund transferred \$235,384 to the Maintenance fund and \$18,862 to the Construction fund to help cover extra expenditures not covered by ad valorem taxes. The 2008 Sales Tax Capital Projects fund transferred \$939,526 to other construction funds for specific projects. The Title IV fund transferred to Title I to assist in covering costs of the program.

NOTE 13 - RISK MANAGEMENT The School Board is exposed to various risks of loss related to torts; theft of, damage to, and destruction of assets; errors and omissions; injuries to employees; and natural disasters.

Beginning with fiscal year 1998, the School Board became fully insured for all workers' compensation claims filed on or after July 1, 1998. For existing claims filed before July 1, 1998, the School Board is still self-insured. A surety bond covers individual claims in excess of \$100,000, not to exceed \$500,000.

Claims expenditures and liabilities for the self-insurance claims are reported when it is probable that a loss has occurred and the amount of that loss can be reasonably estimated. These losses include an estimate of claims that have been incurred but not reported. This liability is the School Board's best estimate based on available information. The liability for claims and judgments is recorded in the General fund in the fund financial statements when amounts are due and payable. The remaining liability is reported in the Statement of Net Position.

**LaSalle Parish School Board
Notes to the Financial Statements
June 30, 2022**

Changes in the claims amount in previous fiscal years were as follows:

Workers' Compensation	Beginning of Fiscal Year Liability	Claims and Changes in Estimates	Benefit Payment and Claims	Ending of Fiscal Year Liability
2020	\$ 163,900	\$ 222,322	\$ 47,200	\$ 339,022
2021	339,022	-	27,510	311,512
2022	311,512	35,194	43,738	302,968

Of this \$302,968 amount, \$567 is reflected as claims payable, in Statement C - General Fund column, which is an estimate of amounts paid sixty days after year-end. The remaining amount of \$302,401 is reported in the governmental activities (Statement A) and is considered long-term, of which \$2,835 is due within one year.

The School Board continues to carry commercial insurance for all other risks of loss. Settled claims resulting from these risks have not exceeded commercial insurance coverage in any of the past three fiscal years.

The School Board also participates in an entity risk pool for insurance coverage, including property and casualty general liability, employee fidelity, vehicle collision and liability, and board member's officers liability insurance and the reinsurance of such coverage, in order to provide a more efficient and effective way to acquire insurance coverage. The entity risk pool is known as Property Casualty Alliance of Louisiana (PCAL), which is established only for School Boards and is overseen by a board made up of School Board members. The responsibilities of the School Board is to pay contributions based upon a risk-funding plan developed by the program as well as to have a loss prevention plan to make all reasonable efforts to eliminate and minimize hazards that would contribute to property/casualty losses. The pool is responsible for handling any and all claims after notice of loss has been received.

NOTE 14 - LITIGATION, CLAIMS AND COMMITMENTS

Litigation The School Board currently is not involved in litigation.

Grant Disallowances The School Board participates in a number of state and federally assisted grant programs. The programs are subject to compliance audits under the single audit approach. Such audits could lead to requests for reimbursement by the grantor agency for expenditures disallowed under terms of the grants. School Board management believes that the amount of disallowances, if any, which may arise from future audits will not be material.

Construction Contracts The School Board has contracts totaling \$807,800 for construction of which \$25,080 remains at June 30, 2022.

Tax Arbitrage Rebate Under the Tax Reform Act of 1986, interest earned on the debt proceeds in excess of interest expense prior to the disbursement of the proceeds must be rebated to the Internal Revenue Service (IRS). Management believes there is no tax arbitrage rebate liability at year end.

NOTE 15 - ON-BEHALF PAYMENTS FOR FRINGE BENEFITS AND SALARIES On-behalf payments for fringe benefits and salaries are direct payments made by an entity (the paying agent) to a third-party recipient for the employees of another, legally separate entity (the employer entity). GASB Statement No. 24 requires employer governments to recognize revenue and expenditures or expenses for these on-behalf payments. The State of Louisiana made pension contributions (regarding Professional Improvement Program) directly to the Teachers'

LaSalle Parish School Board
Notes to the Financial Statements
June 30, 2022

Retirement System of Louisiana on behalf of the School Board in the amount of \$924. This amount was recognized as state revenue and a corresponding expenditure in the applicable fund from which the salary was paid.

The parish tax collector makes pension contributions to the Teacher’s Retirement System of Louisiana on behalf of the School Board. These remittances are a portion of the property taxes and state revenue sharing collected which are statutorily set aside for teacher’s retirement. The basis for recognizing the revenue and expenditure is the actual contribution made by the tax collector’s office. For the 2022 fiscal year the tax collector paid the Teacher’s Retirement System of Louisiana \$132,700 on behalf of the School Board. This amount was recognized as ad valorem revenue and a reduction in the School Board’s required contribution.

NOTE 16 - ECONOMIC DEPENDENCY The Minimum Foundation Program funding provided by the state to all public school systems in Louisiana is primarily based on October 1 student count. The state provided \$17,321,984 million to the School Board, which represents approximately 46% of the School Board's total revenue for the year.

NOTE 17 - FUND BALANCE CLASSIFICATION DETAILS: The following are details of the fund balance classifications as of June 30, 2022:

	General fund	1980 Sales Tax	1995 Sales Tax	2008 Sales Tax Capital Projects	Nonmajor Governmental	Total
Non-spendable:						
Inventory	\$ -	\$ -	\$ -	\$ -	\$ 76,102	\$ 76,102
Prepaid items	-	-	-	-	1,060,414	1,060,414
Restricted for:						
Student activity funds	-	-	-	-	497,055	497,055
Salary improvements	-	88,053	95,178	-	-	183,230
Facility improvements	-	22,013	23,794	-	-	45,808
School construction	-	-	-	7,272,101	1,895,329	9,167,430
Grant funds	-	-	-	-	564,841	564,841
Committed to:						
Technology equipment	54,690	-	-	-	-	54,690
School construction	-	-	-	-	2,118,801	2,118,801
Other post employment benefits	1,289,503	-	-	-	-	1,289,503
Unassigned	8,758,768	-	-	-	-	8,758,768
Total	<u>\$ 10,102,961</u>	<u>\$ 110,066</u>	<u>\$ 118,972</u>	<u>\$ 7,272,101</u>	<u>\$ 6,212,542</u>	<u>\$ 23,816,642</u>

NOTE 18 – TAX ABATEMENTS The School Board is subject to tax abatements granted by the Louisiana Department of Economic Development, Office of Commerce and Industry. Louisiana has a ten-year industrial exemption law that provides any manufacturing establishment entering Louisiana, or any manufacturing establishment expanding its Louisiana facilities an exemption on buildings and equipment from state, parish and local property taxes for a period of ten years. The exemption is for the “contract” value of buildings or equipment used by the business. When the exemption expires, the property is to be placed on the tax roll at 15% of its current market value. The amount of tax abatement under this program during the fiscal year ended June 30, 2022 by authorized millage is as follows:

LaSalle Parish School Board
Notes to the Financial Statements
June 30, 2022

Tax Code	Millage	Taxable Assessed Value	Taxpayer Exemption
Constitutional	4.53	\$ 2,619,800	\$ 11,868
Maintenance and operations	4.85	2,619,800	12,706
Special Building and Construction District 1	4.85	2,619,800	12,706
Maintenance and operations	2.21	2,619,800	5,790
Special Maintenance Lea-Way District 1	9.26	2,619,800	24,259
Maintenance and operations	18.50	2,619,800	48,466
			<u>\$ 115,795</u>

NOTE 19 – NEW GASB STANDARDS In the current fiscal year the School Board implemented GASB Statement No. 87 –Leases. The principal objective of this statement is to improve accounting and financial reporting for leases by governments. It increases the usefulness of governments’ financial statements by requiring recognition of certain lease assets and liabilities for leases that were previously were classified as operating leases and recognized as inflows of resources or outflows of resources based on the payment provisions of the contract. It establishes a single model for lease accounting based on the foundational principle that leases are financings of the right to use an underlying asset. The impact to the School Board resulted in an increase in the beginning balance of capital assets and lease liabilities of \$556,593. The restatement had no effect on beginning net position.

LaSalle Parish School Board

This page intentionally left blank.

LaSalle Parish School Board

**REQUIRED SUPPLEMENTARY
INFORMATION**

LaSalle Parish School Board

Schedule of Changes in the Total OPEB Liability and Related Ratios For the Year Ended June 30, 2022

Exhibit 1

	2022	2021	2020	2019	2018
Total OPEB Liability					
Service costs	\$ 1,984,897	\$ 1,984,897	\$ 1,945,750	\$ 1,945,750	\$ 1,873,075
Interest	1,314,085	1,521,260	2,090,352	2,104,653	2,100,793
Differences between expected & actual experience	7,767,856	(2,484,274)	347,820	-	-
Changes in assumptions	(13,245,578)	(6,777,303)	6,811,862	1,531,875	-
Benefit payments	(2,305,579)	(2,179,613)	(2,068,338)	(2,031,177)	(1,971,453)
Net change in total OPEB liability	(4,484,319)	(7,935,033)	9,127,446	3,551,101	2,002,415
Total OPEB liability - beginning	60,005,167	67,940,200	58,812,754	55,261,653	53,259,238
Total OPEB liability - ending	<u>\$ 55,520,848</u>	<u>\$ 60,005,167</u>	<u>\$ 67,940,200</u>	<u>\$ 58,812,754</u>	<u>\$ 55,261,653</u>
Covered employee payroll	11,137,534	10,653,892	10,653,892	10,187,905	10,187,905
Total OPEB liability as a percentage of covered employee payroll	498.50%	563.22%	637.70%	577.28%	542.42%

Changes of Assumptions

Changes of assumptions and other inputs reflect the effect of changes in the discount rate each period. The following is the discount rate used:

2022	3.54%
2021	2.16%
2020	2.21%
2019	3.50%
2018	3.88%

2022 - Mortality assumption was updated to the MP-2021 scale from the MP-2020. Termination and retirement rates were updated with tables used in the 2021 actuarial valuation reports for the TRSL and LSERS retirement plans.

2021 - Mortality assumption was updated to the MP-2020 scale from the MP-2019.

2020 - Mortality assumption was updated from RPH-2014 total table with projection to MP-2017 to RPH-2014 total table with projection to MP-2019

2020 - Termination and retirement rate tables were updated with tables used in 2019 actuarial valuation reports for the TRSL and LSERS retirement plans.

Notes:

This schedule is presented to illustrate the requirement to show information for 10 years. However, until a full 10 year trend is compiled, only information for those years for which information is available is presented.

No assets are accumulated in a trust that meets the criteria in GASB 75, paragraph 4, to pay related benefits.

LaSalle Parish School Board

**Schedule of Employer's Proportionate Share of the Net Pension Liability
For the Year Ended June 30, 2022**

Exhibit 2-1

<u>Fiscal Year</u>	<u>Employer's Proportion of the Net Pension Liability</u>	<u>Employer's Proportionate Share of the Net Pension Liability</u>	<u>Employer's Covered Payroll</u>	<u>Employer's Proportionate Share of the Net Pension Liability as a Percentage of its Covered Payroll</u>	<u>Plan Fiduciary Net Position as a Percentage of the Total Pension Liability</u>
Louisiana School Employees' Retirement System					
2015	0.371984%	\$ 2,159,910	\$ 1,043,492	207%	76.18%
2016	0.381882%	2,421,618	1,099,992	220%	74.49%
2017	0.359933%	2,715,145	1,022,329	266%	70.09%
2018	0.361559%	2,313,714	1,035,021	224%	75.03%
2019	0.362052%	2,419,005	1,044,413	232%	74.44%
2020	0.404864%	2,834,298	1,177,898	241%	73.49%
2021	0.385272%	3,095,494	1,152,062	269%	69.67%
2022	0.378061%	1,796,988	1,162,387	155%	82.51%
Teacher's Retirement System of Louisiana					
2015	0.29577%	\$ 30,231,970	\$ 12,790,350	236%	63.7%
2016	0.28888%	31,061,394	12,967,977	240%	62.5%
2017	0.28429%	33,367,197	12,375,394	270%	59.9%
2018	0.28778%	29,502,955	12,618,616	234%	65.6%
2019	0.28053%	27,570,446	12,539,323	220%	68.2%
2020	0.29672%	29,448,620	13,528,972	218%	68.6%
2021	0.29361%	32,659,915	13,536,019	241%	65.6%
2022	0.29083%	15,526,642	14,198,388	109%	83.9%

Notes:

The amounts presented have a measurement date of the previous fiscal year end.

This schedule is presented to illustrate the requirement to show information for 10 years. However, until a full 10 year trend is compiled, only information for those years for which information is available is presented.

See accompanying notes to required supplementary information.

LaSalle Parish School Board

**Schedule of Employer Contributions to Pension Plans
For the Year Ended June 30, 2022**

Exhibit 2-2

<u>Fiscal Year</u>	<u>Contractually Required Contribution</u>	<u>Contributions in Relation to Contractually Required Contributions</u>	<u>Contribution Deficiency (Excess)</u>	<u>Employer's Covered Payroll</u>	<u>Contributions as a Percentage of Covered Payroll</u>
Louisiana School Employees' Retirement System					
2015	\$ 363,101	\$ 363,101	\$ -	\$ 1,099,992	33.0%
2016	308,743	308,743	-	1,022,329	30.2%
2017	282,561	282,561	-	1,035,021	27.3%
2018	288,246	288,246	-	1,044,413	27.6%
2019	329,812	329,812	-	1,177,898	28.0%
2020	338,706	338,706	-	1,152,062	29.4%
2021	333,605	333,605	-	1,162,387	28.7%
2022	351,116	351,116	-	1,223,400	28.7%
Teacher's Retirement System of Louisiana					
2015	\$ 3,761,402	\$ 3,761,402	\$ -	\$ 12,967,977	29.0%
2016	3,155,412	3,155,412	-	12,375,394	25.5%
2017	3,233,505	3,233,505	-	12,618,616	25.6%
2018	3,214,943	3,214,943	-	12,539,323	25.6%
2019	3,610,907	3,610,907	-	13,528,972	26.7%
2020	3,519,365	3,519,365	-	13,536,019	26.0%
2021	3,660,434	3,660,434	-	14,198,388	25.8%
2022	3,620,794	3,620,794	-	14,394,749	25.2%

Notes:

The amounts presented were determined as of the fiscal year end.

This schedule is presented to illustrate the requirement to show information for 10 years. However, until a full 10 year trend is compiled, only information for those years for which information is available is presented.

See accompanying notes to required supplementary information.

LaSalle Parish School Board

Notes to Required Supplementary Information for Pensions

Louisiana School Employees' Retirement System

Changes in Benefit Terms: Members whose first employment makes them eligible for membership in a Louisiana state retirement system on or after July 1, 2015 may retire with a 2.5% benefit factor after attaining the age of 62 with at least 5 years of service credit and are eligible for an actuarially reduced benefit with 20 years of service at any age. This benefit change raised the age requirement from 60 years of age for members hired after June 30, 2010.

Changes in assumptions: The changes in assumptions are as follows:

Report Date	Valuation Date	Investment Rate of Return	Inflation Rate	Mortality Non-disabled Active	Mortality Non-disabled Retiree	Mortality Disabled	Termination, Disability, Retirement	Salary Increases
June 30,								
2015	2014	7.25% (net of investment a expense)	2.75% per annum	RP-2000 Combined Healthy Sex Distinct Tables	RP-2000 Combined Healthy Sex Distinct Tables	RP-2000 Disabled Lives Mortality Tables for Males and Females	2008-2012 experience study	3.2% to 5.5%
2016	2015	7.00% (net of investment and administrative expenses)	2.75% per annum	RP-2000 Combined Healthy Sex Distinct Tables	RP-2000 Combined Healthy Sex Distinct Tables	RP-2000 Disabled Lives Mortality Tables for Males and Females	2008-2012 experience study	3.2% to 5.5%
2017 & 2018	2016 & 2017	7.125% (net of investments expenses)	2.625% per annum	RP-2000 Combined Healthy Sex Distinct Tables	RP-2000 Combined Healthy Sex Distinct Tables	RP-2000 Disabled Lives Mortality Tables for Males and Females	2008-2012 experience study	3.075% to 5.375%
2019	2018	7.0625% (net of investments expenses)	2.50% per annum	RP-2014 Employee Table with Blue Collar Adjustment, 130% for males and 115% for females, each with the full generational MP-2017 scale.	RP-2014 Healthy Annuitant Table with Blue Collar Adjustment, 130% for males and 115% for females, each with the full generational MP-2017 scale.	RP-2014 Disabled Tables for Males and Females, with the full generational MP-2017 scale.	2012-2017 experience study	3.25%
2020	2019	7.00% (net of investments expenses)	2.50% per annum	RP-2014 Employee Table with Blue Collar Adjustment, 130% for males and 115% for females, each with the full generational MP-2017 scale.	RP-2014 Healthy Annuitant Table with Blue Collar Adjustment, 130% for males and 115% for females, each with the full generational MP-2017 scale.	RP-2014 Disabled Tables for Males and Females, with the full generational MP-2017 scale.	2012-2017 experience study	3.25%
2021	2020	7.00% (net of investments expenses)	2.50% per annum	RP-2014 Employee Table with Blue Collar Adjustment, 130% for males and 115% for females, each with the full generational MP-2017 scale.	RP-2014 Healthy Annuitant Table with Blue Collar Adjustment, 130% for males and 115% for females, each with the full generational MP-2017 scale.	RP-2014 Disabled Tables for Males and Females, with the full generational MP-2017 scale.	2012-2017 experience study	3.25%
2022	2021	6.90% (net of investment expenses)	2.5% per annum	RP-2014 Employee Table with Blue Collar Adjustment, 130% for males and 115% for females, each with the full generational MP-2017 scale.	RP-2014 Healthy Annuitant Table with Blue Collar Adjustment, 130% for males and 115% for females, each with the full generational MP-2017 scale.	RP-2014 Disabled Tables for Males and Females, with the full generational MP-2017 scale.	2013-2017 experience study	3.25%

LaSalle Parish School Board

Notes to Required Supplementary Information for Pensions

Teacher's Retirement System of Louisiana

Changes in Benefit Terms: Members whose first employment makes them eligible for membership in a Louisiana state retirement system on or after July 1, 2015 may retire with a 2.5% benefit factor after attaining the age of 62 with at least 5 years of service credit and are eligible for an actuarially reduced benefit with 20 years of service at any age. This benefit change raised the age requirement from 60 years of age for members hired after January 1, 2011.

Change in assumptions: The changes in assumptions are as follows:

Report Date	Valuation Date	Investment Rate of Return	Inflation Rate	Mortality Non-disabled Active	Mortality Non-disabled Retiree	Mortality Disabled	Termination, Disability, Retirement	Salary Increases
June 30,								
2015, 2016, & 2017	2014, 2015, & 2016	7.75% (net of investment expense)	2.50% per annum	RP-2000 Mortality Table with projection to 2025 using scale AA	RP-2000 Mortality Table with projection to 2025 using scale AA	RP-2000 Disabled Lives Mortality Table	2008-2012 experience study	3.5% to 10.0%
2018	2017	7.70% per annum	2.50% per annum	RP-2000 Mortality Table with projection to 2025 using scale AA	RP-2000 Mortality Table with projection to 2025 using scale AA	RP-2000 Disabled Lives Mortality Table	2008-2012 experience study	3.5% to 10.0%
2019	2018	7.65% per annum	2.50% per annum	RP-2014 White Collar Employee tables, adjusted by 1.010 for males and by 0.997 for females ***	RP-2014 White Collar Healthy Annuitant tables, adjusted by 1.366 for males and by 1.189 for females ***	RP-2014 Disability tables, adjusted by 1.111 for males and by 1.134 for females ***	2012-2017 experience study	3.3% to 4.8%
2020	2019	7.55% per annum	2.50% per annum	RP-2014 White Collar Employee tables, adjusted by 1.010 for males and by 0.997 for females ***	RP-2014 White Collar Healthy Annuitant tables, adjusted by 1.366 for males and by 1.189 for females ***	RP-2014 Disability tables, adjusted by 1.111 for males and by 1.134 for females ***	2012-2017 experience study	3.3% to 4.8%
2021	2020	7.45% per annum	2.30% per annum	RP-2014 White Collar Employee tables, adjusted by 1.010 for males and by 0.997 for females ***	RP-2014 White Collar Healthy Annuitant tables, adjusted by 1.366 for males and by 1.189 for females ***	RP-2014 Disability tables, adjusted by 1.111 for males and by 1.134 for females ***	2012-2017 experience study	3.1% to 4.6%
2022	2021	7.40% per annum	2.30% per annum	RP-2014 White Collar Employee tables, adjusted by 1.010 for males and by 0.997 for females ***	RP-2014 White Collar Healthy Annuitant tables, adjusted by 1.366 for males and by 1.189 for females ***	RP-2014 Disability tables, adjusted by 1.111 for males and by 1.134 for females ***	2012-2017 experience study	3.1% to 4.6%

*** Base tables for active, non-disabled retirees, and disabled retirees are adjusted from 2014 to 2018 using the MP-2017 generational improvement table, with continued future mortality improvement projected using the MP-2017 generational mortality improvement tables.

LaSalle Parish School Board

Budgetary Comparison Schedule

General Fund and Major Special Revenue Funds with Legally Adopted Annual Budget

GENERAL FUND The General fund is used to account for resources traditionally associated with government which are not required legally or by sound financial management to be accounted for in another fund.

1980 SALES TAX This fund accounts for the School Board's one-percent parish-wide sales tax approved by voters on April 5, 1980. Eighty percent of the proceeds of the tax are used exclusively to supplement other revenues available to the Board for salaries and other benefits of teachers and other personnel, and the remaining twenty percent to be used exclusively for general expenses of operating and maintaining schools, including all costs of collecting and administering the tax.

1995 SALES TAX This fund accounts for the School Board's one-percent parish-wide sales tax approved by voters in 1995. The net revenues are allocated 80% for salaries and benefits of all School Board personnel and 20% for general expenditures.

EDUCATION STABILIZATION This fund accounts for the Education Stabilization grants.

LASALLE PARISH SCHOOL BOARD

**GENERAL FUND
Budgetary Comparison Schedule
For the Year Ended June 30, 2022**

Exhibit 3-1

	<u>BUDGETED AMOUNTS</u>		<u>ACTUAL AMOUNTS</u>	<u>VARIANCE WITH FINAL BUDGET POSITIVE (NEGATIVE)</u>
	<u>ORIGINAL</u>	<u>FINAL</u>		
REVENUES				
Local sources:				
Taxes:				
Ad valorem	\$ 3,105,000	\$ 3,108,485	\$ 3,108,485	\$ -
Interest earnings	7,650	21,249	29,289	8,040
Other	131,412	409,778	356,548	(53,230)
State sources:				
Equalization	17,194,340	17,194,340	17,194,340	-
Other	153,731	73,683	70,762	(2,921)
Federal sources	1,500	70,516	70,516	-
Total revenues	<u>20,593,633</u>	<u>20,878,051</u>	<u>20,829,940</u>	<u>(48,111)</u>
EXPENDITURES				
Current:				
Instruction:				
Regular programs	9,609,887	9,360,473	9,447,338	(86,865)
Special programs	1,959,400	2,070,069	2,070,503	(434)
Other instructional programs	1,792,415	2,003,368	2,003,368	-
Support services:				
Student services	770,460	768,769	768,780	(11)
Instructional staff support	1,053,800	1,045,302	1,045,302	-
General administration	275,937	393,829	393,829	-
School administration	1,771,650	1,765,081	1,765,081	-
Business services	534,250	460,523	460,523	-
Plant services	1,464,000	1,416,861	1,434,983	(18,122)
Student transportation services	1,766,955	1,870,119	2,237,780	(367,661)
Central services	84,250	83,531	83,531	-
Food services	118,000	71,095	71,095	-
Capital outlay	21,800	18,118	-	18,118
Debt Service:				
Principal retirement	-	-	324,248	(324,248)
Interest and bank charges	-	-	37,352	(37,352)
Total expenditures	<u>21,222,804</u>	<u>21,327,138</u>	<u>22,143,713</u>	<u>(816,575)</u>
EXCESS (Deficiency) OF REVENUES OVER EXPENDITURES	<u>\$ (629,171)</u>	<u>\$ (449,087)</u>	<u>\$ (1,313,773)</u>	<u>\$ (864,686)</u>

(CONTINUED)

LASALLE PARISH SCHOOL BOARD

**GENERAL FUND
Budgetary Comparison Schedule
For the Year Ended June 30, 2022**

Exhibit 3-1

	BUDGETED AMOUNTS		ACTUAL AMOUNTS	VARIANCE WITH FINAL BUDGET POSITIVE (NEGATIVE)
	ORIGINAL	FINAL		
OTHER FINANCING SOURCES (USES)				
Transfers in	\$ 1,050,000	\$ 1,131,802	\$ 1,131,802	\$ -
Transfers out	(188,881)	(341,544)	(254,246)	87,298
Leases (lessee)	-	-	733,671	733,671
Insurance proceeds	3,000	3,052	58,722	55,670
	864,119	793,310	1,669,949	876,639
Total other financing sources (uses)				
Net changes in fund balances	234,948	344,223	356,176	11,953
Fund balances - beginning	11,229,756	9,517,547	9,746,785	229,238
Fund balances - ending	\$ 11,464,704	\$ 9,861,770	\$ 10,102,961	\$ 241,191

(CONCLUDED)

See notes to required supplementary information.

LASALLE PARISH SCHOOL BOARD

**1980 SALES TAX
Budgetary Comparison Schedule
For the Year Ended June 30, 2022**

Exhibit 3-2

**VARIANCE WITH
FINAL BUDGET
POSITIVE
(NEGATIVE)**

	BUDGETED AMOUNTS		ACTUAL AMOUNTS	
	ORIGINAL	FINAL		
REVENUES				
Local sources:				
Taxes:				
Sales and use	\$ 2,625,000	\$ 2,831,594	\$ 2,831,594	\$ -
Interest earnings	1,250	2,378	2,378	-
Total revenues	<u>2,626,250</u>	<u>2,833,972</u>	<u>2,833,972</u>	<u>-</u>
EXPENDITURES				
Current:				
Instruction:				
Regular programs	886,600	892,139	892,139	-
Special programs	278,900	307,170	307,170	-
Other instructional programs	226,300	264,925	264,925	-
Support services:				
Student services	74,100	70,546	77,900	(7,354)
Instructional staff support	97,700	94,066	94,066	-
General administration	10,800	9,845	9,845	-
School administration	138,900	137,041	137,041	-
Business services	30,800	30,564	30,564	-
Plant services	96,400	98,376	100,460	(2,084)
Student transportation services	145,700	156,670	156,670	-
Central services	4,500	4,592	4,592	-
Food services	162,000	171,221	171,242	(21)
Capital outlay	9,100	9,439	-	9,439
Total expenditures	<u>2,161,800</u>	<u>2,246,594</u>	<u>2,246,614</u>	<u>(20)</u>
EXCESS (Deficiency) OF REVENUES OVER EXPENDITURES	464,450	587,378	587,358	(20)
OTHER FINANCING SOURCES (USES)				
Transfers out	(525,000)	(566,320)	(566,320)	-
Net changes in fund balances	(60,550)	21,058	21,038	(20)
Fund balances - beginning	89,028	89,028	89,028	-
Fund balances - ending	<u>\$ 28,478</u>	<u>\$ 110,086</u>	<u>\$ 110,066</u>	<u>\$ (20)</u>

See notes to required supplementary information.

LASALLE PARISH SCHOOL BOARD

1995 SALES TAX
Budgetary Comparison Schedule
For the Year Ended June 30, 2022

Exhibit 3-3

	BUDGETED AMOUNTS		ACTUAL AMOUNTS	VARIANCE WITH FINAL BUDGET POSITIVE (NEGATIVE)
	ORIGINAL	FINAL		
REVENUES				
Local sources:				
Taxes:				
Sales and use	\$ 2,625,000	\$ 2,827,418	\$ 2,827,418	\$ -
Interest earnings	1,375	2,822	2,822	-
Total revenues	<u>2,626,375</u>	<u>2,830,240</u>	<u>2,830,240</u>	<u>-</u>
EXPENDITURES				
Current:				
Instruction:				
Regular programs	891,000	898,860	898,860	-
Special programs	280,300	309,734	309,734	-
Other instructional programs	227,400	247,529	247,529	-
Support services:				
Student services	74,500	70,731	70,731	-
Instructional staff support	98,200	94,975	94,975	-
General administration	10,900	9,940	9,940	-
School administration	139,600	139,069	139,069	-
Business services	31,000	30,860	30,860	-
Plant services	96,900	99,349	108,878	(9,529)
Student transportation services	146,400	157,713	157,713	-
Central services	4,500	4,637	4,637	-
Food services	162,800	172,995	172,995	-
Capital outlay	9,100	9,529	-	9,529
Total expenditures	<u>2,172,600</u>	<u>2,245,921</u>	<u>2,245,921</u>	<u>-</u>
EXCESS (Deficiency) OF REVENUES OVER EXPENDITURES	453,775	584,319	584,319	-
OTHER FINANCING SOURCES (USES)				
Transfers out	(525,000)	(565,482)	(565,482)	-
Net changes in fund balances	(71,225)	18,837	18,837	-
Fund balances - beginning	100,134	100,135	100,135	-
Fund balances - ending	<u>\$ 28,909</u>	<u>\$ 118,972</u>	<u>\$ 118,972</u>	<u>\$ -</u>

See notes to required supplementary information.

LASALLE PARISH SCHOOL BOARD

**EDUCATION STABILIZATION
Budgetary Comparison Schedule
For the Year Ended June 30, 2022**

Exhibit 3-4

	<u>BUDGETED AMOUNTS</u>		<u>ACTUAL AMOUNTS</u>	<u>VARIANCE WITH FINAL BUDGET POSITIVE (NEGATIVE)</u>
	<u>ORIGINAL</u>	<u>FINAL</u>		
REVENUES				
Federal sources	\$ 1,952,124	\$ 1,527,470	\$ 1,527,470	\$ -
Total revenues	<u>1,952,124</u>	<u>1,527,470</u>	<u>1,527,470</u>	<u>-</u>
EXPENDITURES				
Current:				
Instruction:				
Regular programs	550,000	534,268	534,268	-
Special programs	584,750	441	441	-
Other instructional programs	-	361,828	361,828	-
Support services:				
Student services	-	78,340	78,340	-
Instructional staff support	-	75,404	75,404	-
General administration	350,949	262,563	262,563	-
School administration	-	74	74	-
Plant services	250,000	201,116	201,116	-
Student transportation services	-	13,436	13,436	-
Capital outlay	216,425	-	-	-
Total expenditures	<u>1,952,124</u>	<u>1,527,470</u>	<u>1,527,470</u>	<u>-</u>
Net changes in fund balances	-	-	-	-
Fund balances - beginning	<u>-</u>	<u>-</u>	<u>-</u>	<u>-</u>
Fund balances - ending	<u>\$ -</u>	<u>\$ -</u>	<u>\$ -</u>	<u>\$ -</u>

See notes to required supplementary information.

LASALLE PARISH SCHOOL BOARD

Notes to the Budgetary Comparison Schedule For the Year Ended June 30, 2022

A. BUDGETS

General Budget Policies - The School Board follows these procedures in establishing the budgetary data reflected in the combined financial statements:

State statute requires budgets be adopted for the General fund and all Special Revenue funds except for Student Activity funds.

Each year prior to September 15, the Superintendent submits to the Board proposed annual budgets for the General fund and Special Revenue funds. Public hearings are conducted, prior to the Board's approval, to obtain taxpayer comments. The operating budgets include proposed expenditures and the means of financing them.

Appropriations (unexpended budget balances) lapse at year end.

Formal budget integration (within the accounting records) is employed as a management control device. Budget amounts included in the accompanying financial statements include the original adopted budget and all subsequent amendments. All budget revisions are approved by the Board.

Budget Basis of Accounting - The General fund and Special Revenue fund budgets are prepared on the modified accrual basis of accounting. Budgeted amounts are as originally adopted or as amended by the Board. Legally, the Board must adopt a balanced budget; that is, total budgeted revenues and other financing sources including fund balance must equal or exceed total budgeted expenditures and other financing uses. State statutes require the Board to amend its budgets when revenues plus projected revenues within a fund are expected to be less than budgeted revenues by five percent or more and/or expenditures within a fund are expected to exceed budgeted expenditures by five percent or more. The School Board approves budgets at the function level for the General fund and at the fund level for Special Revenue funds. Management can transfer amounts between line items within a function.

B. EXCESS OF EXPENDITURES OVER APPROPRIATIONS

The following funds had actual expenditures over budgeted expenditures for the fiscal year ended June 30, 2022:

<u>Fund</u>	<u>Budget</u>	<u>Actual</u>	<u>Variance</u>
General fund	\$ 21,327,138	\$ 22,143,713	\$ (816,575)
1980 Sales Tax	2,246,594	2,246,614	(20)

LaSalle Parish School Board

This page intentionally left blank.

OTHER SUPPLEMENTARY INFORMATION

LaSalle Parish School Board

This page intentionally left blank

LaSalle Parish School Board

**COMBINING
NONMAJOR GOVERNMENTAL FUNDS
BY FUND TYPE**

LASALLE PARISH SCHOOL BOARD
NONMAJOR GOVERNMENTAL FUNDS
Combining Balance Sheet - By Fund Type
June 30, 2022

Exhibit 4

	SPECIAL REVENUE	DEBT SERVICE	CAPITAL PROJECTS	TOTAL
ASSETS				
Cash and cash equivalents	\$ 1,210,143	\$ -	\$ 2,046,601	\$ 3,256,744
Investments	32,814	-	2,058,172	2,090,986
Receivables	484,904	-	31	484,935
Inventory	116,578	-	-	116,578
Prepaid items	-	1,060,414	-	1,060,414
Total assets	<u>1,844,439</u>	<u>1,060,414</u>	<u>4,104,804</u>	<u>7,009,657</u>
LIABILITIES AND FUND BALANCES				
Liabilities:				
Accounts, salaries and other payables	485,183	-	90,674	575,857
Interfund payables	160,208	-	-	160,208
Unearned revenues	61,050	-	-	61,050
Total liabilities	<u>706,441</u>	<u>-</u>	<u>90,674</u>	<u>797,115</u>
Fund balances:				
Nonspendable	76,102	1,060,414	-	1,136,516
Restricted	1,061,896	-	1,895,329	2,957,225
Committed	-	-	2,118,801	2,118,801
Total fund balances	<u>1,137,998</u>	<u>1,060,414</u>	<u>4,014,130</u>	<u>6,212,542</u>
TOTAL LIABILITIES AND FUND BALANCES	<u>\$ 1,844,439</u>	<u>\$ 1,060,414</u>	<u>\$ 4,104,804</u>	<u>\$ 7,009,657</u>

LASALLE PARISH SCHOOL BOARD

NONMAJOR GOVERNMENTAL FUNDS
Combining Statement of Revenues, Expenditures,
and Changes in Fund Balances - By Fund Type
For the Year Ended June 30, 2022

Exhibit 5

	SPECIAL REVENUE	DEBT SERVICE	CAPITAL PROJECTS	TOTAL
REVENUES				
Local sources:				
Taxes:				
Ad valorem	\$ 650,636	\$ -	\$ 446,967	\$ 1,097,603
Sales and use	-	1,085,828	-	1,085,828
Interest earnings	-	-	19,128	19,128
Food services	43,748	-	-	43,748
Other	1,213,603	-	-	1,213,603
State sources:				
Equalization	127,644	-	-	127,644
Other	487,954	-	-	487,954
Federal sources	3,787,783	-	-	3,787,783
Total revenues	6,311,368	1,085,828	466,095	7,863,291
EXPENDITURES				
Current:				
Instruction:				
Regular programs	120,434	-	-	120,434
Special programs	186,364	-	-	186,364
Other instructional programs	1,813,687	-	-	1,813,687
Support services:				
Student services	244,521	-	-	244,521
Instructional staff support	409,534	-	-	409,534
General administration	165,315	-	14,331	179,646
School administration	393,966	-	-	393,966
Plant services	951,889	-	392,290	1,344,179
Student transportation services	19,152	-	31,778	50,930
Central services	-	-	4,424	4,424
Food services	1,902,738	-	-	1,902,738
Capital outlay	-	-	1,034,641	1,034,641
Debt service:				
Principal retirement	-	1,015,000	-	1,015,000
Interest and bank charges	-	60,381	-	60,381
Total expenditures	6,207,600	1,075,381	1,477,464	8,760,445
EXCESS (Deficiency) OF REVENUES OVER EXPENDITURES	\$ 103,768	\$ 10,447	\$ (1,011,369)	\$ (897,154)

(CONTINUED)

LASALLE PARISH SCHOOL BOARD

**NONMAJOR GOVERNMENTAL FUNDS
Combining Statement of Revenues, Expenditures,
and Changes in Fund Balances - By Fund Type
For the Year Ended June 30, 2022**

Exhibit 5

	SPECIAL REVENUE	DEBT SERVICE	CAPITAL PROJECTS	TOTAL
OTHER FINANCING SOURCES (USES)				
Transfers in	\$ 303,171	\$ -	\$ 958,388	\$ 1,261,559
Transfers out	(67,787)	-	-	(67,787)
	235,384	-	958,388	1,193,772
Net changes in fund balances	339,152	10,447	(52,981)	296,618
Fund balances - beginning	798,846	1,049,967	4,067,111	5,915,924
Fund balances - ending	\$ 1,137,998	\$ 1,060,414	\$ 4,014,130	\$ 6,212,542

(CONCLUDED)

LaSalle Parish School Board

Nonmajor Special Revenue Funds

MAINTENANCE The maintenance fund accounts for the ad valorem tax levied for maintenance and operations and the related expenditures.

SCHOOL FOOD SERVICE This program assists school boards through cash grants and food donations in providing a nutritious breakfast and lunch service for school students and encourages the domestic consumption of nutritious agricultural commodities.

TITLE I This program was designed to improve the educational opportunities of educationally deprived children by helping them succeed in the regular school program, attain grade level proficiency and improve achievement in basic and more advanced skills. Primarily for provision of compensatory instructional activities to educationally deprived children that reside in low-income areas and have been selected on the basis of a needs assessment. Services supplement, not supplant, those normally provided by state and local educational agencies.

LA 4 This is a Louisiana preschool grant to provide financial assistance to develop educational programs for preschool children.

EDUCATIONAL EXCELLENCE To enhance instructional programs approved by the legislature for students of pre-kindergarten through twelfth grade with proceeds received from tobacco settlement monies.

SPECIAL EDUCATION This program was designed to provide grants to states to assist them in providing a free appropriate public education to all children with disabilities.

CAREER & TECHNICAL GRANTS These programs were designed to make the United States more competitive in the world economy by developing more fully the academic and occupational skills of all segments of the population, principally through concentrating resources on improving educational programs leading to academic and occupational skills needed to work in a technologically advanced society.

MISCELLANEOUS GRANTS This fund is used to account for various small local, state, and federal grants for which the expenditures are legally restricted to specified purposes.

STUDENT ACTIVITY FUNDS The activities of the various individual school accounts are accounted for in the Student Activity fund. While the accounts are under the supervision of the School Board, the accounts belong to the individual schools or their student bodies and are not available for use by the School Board.

LASALLE PARISH SCHOOL BOARD

NONMAJOR SPECIAL REVENUE FUNDS

Combining Balance Sheet

June 30, 2022

	<u>MAINTENANCE</u>	<u>SCHOOL FOOD SERVICE</u>	<u>TITLE I</u>	<u>LA 4</u>
ASSETS				
Cash and cash equivalents	\$ 61,938	\$ 581,263	\$ -	\$ 23,071
Investments	-	-	-	-
Receivables	46	27,701	137,694	36,640
Inventory	-	116,578	-	-
Total assets	<u>61,984</u>	<u>725,542</u>	<u>137,694</u>	<u>59,711</u>
LIABILITIES AND FUND BALANCES				
Liabilities:				
Accounts, salaries and other payables	61,984	135,753	65,855	59,711
Interfund payables	-	-	71,839	-
Unearned revenues	-	40,476	-	-
Total liabilities	<u>61,984</u>	<u>176,229</u>	<u>137,694</u>	<u>59,711</u>
Fund balances:				
Nonspendable	-	76,102	-	-
Restricted	-	473,211	-	-
Total fund balances	<u>-</u>	<u>549,313</u>	<u>-</u>	<u>-</u>
TOTAL LIABILITIES AND FUND BALANCES	<u>\$ 61,984</u>	<u>\$ 725,542</u>	<u>\$ 137,694</u>	<u>\$ 59,711</u>

Exhibit 6

<u>EDUCATIONAL EXCELLENCE</u>	<u>SPECIAL EDUCATION</u>	<u>CAREER & TECHNICAL GRANTS</u>	<u>MISCELLANEOUS GRANTS</u>	<u>STUDENT ACTIVITY FUNDS</u>	<u>TOTAL</u>
\$ 9,732	\$ 51,938	\$ -	\$ 17,960	\$ 464,241	\$ 1,210,143
-	-	-	-	32,814	32,814
-	122,943	61,319	98,561	-	484,904
-	-	-	-	-	116,578
<u>9,732</u>	<u>174,881</u>	<u>61,319</u>	<u>116,521</u>	<u>497,055</u>	<u>1,844,439</u>
6,034	87,666	13,897	54,283	-	485,183
-	10,774	33,317	44,278	-	160,208
-	6,469	14,105	-	-	61,050
<u>6,034</u>	<u>104,909</u>	<u>61,319</u>	<u>98,561</u>	<u>-</u>	<u>706,441</u>
-	-	-	-	-	76,102
3,698	69,972	-	17,960	497,055	1,061,896
<u>3,698</u>	<u>69,972</u>	<u>-</u>	<u>17,960</u>	<u>497,055</u>	<u>1,137,998</u>
\$ 9,732	\$ 174,881	\$ 61,319	\$ 116,521	\$ 497,055	\$ 1,844,439

LASALLE PARISH SCHOOL BOARD

NONMAJOR SPECIAL REVENUE FUNDS
Combining Statement of Revenues, Expenditures,
and Changes in Fund Balances
For the Year Ended June 30, 2022

	<u>MAINTENANCE</u>	<u>SCHOOL FOOD SERVICE</u>	<u>TITLE I</u>	<u>LA 4</u>
REVENUES				
Local sources:				
Taxes:				
Ad valorem	\$ 650,636	\$ -	\$ -	\$ -
Food services	-	43,748	-	-
Other	-	1,633	-	-
State sources:				
Equalization	-	52,452	-	-
Other	15,683	-	-	366,400
Federal sources	-	2,010,309	691,287	-
Total revenues	<u>666,319</u>	<u>2,108,142</u>	<u>691,287</u>	<u>366,400</u>
EXPENDITURES				
Current:				
Instruction:				
Regular programs	-	-	11,178	-
Special programs	-	-	-	-
Other instructional programs	-	-	452,688	366,400
Support services:				
Student services	-	-	26,380	-
Instructional staff support	-	-	198,000	-
General administration	20,861	-	66,523	-
School administration	-	-	-	-
Plant services	899,496	-	4,305	-
Student transportation services	-	-	-	-
Food services	-	1,902,738	-	-
Total expenditures	<u>920,357</u>	<u>1,902,738</u>	<u>759,074</u>	<u>366,400</u>
EXCESS (Deficiency) OF REVENUES OVER EXPENDITURES	<u>(254,038)</u>	<u>205,404</u>	<u>(67,787)</u>	<u>-</u>
OTHER FINANCING SOURCES (USES)				
Transfers in	235,384	-	67,787	-
Transfers out	-	-	-	-
Total other financing sources (uses)	<u>235,384</u>	<u>-</u>	<u>67,787</u>	<u>-</u>
Net changes in fund balances	(18,654)	205,404	-	-
Fund balances - beginning	<u>18,654</u>	<u>343,909</u>	<u>-</u>	<u>-</u>
Fund balances - ending	<u>\$ -</u>	<u>\$ 549,313</u>	<u>\$ -</u>	<u>\$ -</u>

Exhibit 7

<u>EDUCATIONAL EXCELLENCE</u>	<u>SPECIAL EDUCATION</u>	<u>CAREER & TECHNICAL GRANTS</u>	<u>MISCELLANEOUS GRANTS</u>	<u>STUDENT ACTIVITY FUNDS</u>	<u>TOTAL</u>
\$ -	\$ -	\$ -	\$ -	\$ -	\$ 650,636
-	-	-	-	-	43,748
-	53,435	-	20,516	1,138,019	1,213,603
-	75,192	-	-	-	127,644
44,092	2,280	-	59,499	-	487,954
-	551,054	97,813	437,320	-	3,787,783
<u>44,092</u>	<u>681,961</u>	<u>97,813</u>	<u>517,335</u>	<u>1,138,019</u>	<u>6,311,368</u>
-	11,062	-	39,857	58,337	120,434
-	186,364	-	-	-	186,364
40,394	95,117	79,401	251,749	527,938	1,813,687
-	134,019	-	84,122	-	244,521
-	145,092	18,412	46,980	1,050	409,534
-	48,294	-	29,637	-	165,315
-	207	-	93	393,666	393,966
-	4,115	-	-	43,973	951,889
-	-	-	-	19,152	19,152
-	-	-	-	-	1,902,738
<u>40,394</u>	<u>624,270</u>	<u>97,813</u>	<u>452,438</u>	<u>1,044,116</u>	<u>6,207,600</u>
<u>3,698</u>	<u>57,691</u>	<u>-</u>	<u>64,897</u>	<u>93,903</u>	<u>103,768</u>
-	-	-	-	-	303,171
-	-	-	(67,787)	-	(67,787)
-	-	-	(67,787)	-	235,384
3,698	57,691	-	(2,890)	93,903	339,152
-	12,281	-	20,850	403,152	798,846
<u>\$ 3,698</u>	<u>\$ 69,972</u>	<u>\$ -</u>	<u>\$ 17,960</u>	<u>\$ 497,055</u>	<u>\$ 1,137,998</u>

LASALLE PARISH SCHOOL BOARD
NONMAJOR SPECIAL REVENUE FUND
Schedule of Revenues, Expenditures, and Changes
in Fund Balances - Budget (GAAP Basis) and Actual
For the Year Ended June 30, 2022

Exhibit 8-1

*****MAINTENANCE*****			
	BUDGET	ACTUAL	VARIANCE POSITIVE (NEGATIVE)
REVENUES			
Local sources:			
Taxes:			
Ad valorem	\$ 650,636	\$ 650,636	\$ -
State sources:			
Other	15,683	15,683	-
Total revenues	666,319	666,319	-
EXPENDITURES			
Current:			
Support services:			
General administration	20,861	20,861	-
Plant services	899,496	899,496	-
Total expenditures	920,357	920,357	-
EXCESS (Deficiency) OF REVENUES OVER EXPENDITURES	(254,038)	(254,038)	-
OTHER FINANCING SOURCES (USES)			
Transfers in	235,384	235,384	-
Net changes in fund balances	(18,654)	(18,654)	-
Fund balances - beginning	18,654	18,654	-
Fund balances - ending	\$ -	\$ -	\$ -

LASALLE PARISH SCHOOL BOARD

NONMAJOR SPECIAL REVENUE FUND
 Schedule of Revenues, Expenditures, and Changes
 in Fund Balances - Budget (GAAP Basis) and Actual
 For the Year Ended June 30, 2022

Exhibit 8-2

*****SCHOOL FOOD SERVICE*****

	<u>BUDGET</u>	<u>ACTUAL</u>	<u>VARIANCE POSITIVE (NEGATIVE)</u>
REVENUES			
Local sources:			
Food services	\$ 43,748	\$ 43,748	\$ -
Other	1,633	1,633	-
State sources:			
Equalization	52,452	52,452	-
Federal sources	2,010,309	2,010,309	-
Total revenues	<u>2,108,142</u>	<u>2,108,142</u>	<u>-</u>
EXPENDITURES			
Current:			
Food services	1,902,738	1,902,738	-
Total expenditures	<u>1,902,738</u>	<u>1,902,738</u>	<u>-</u>
Net changes in fund balances	205,404	205,404	-
Fund balances - beginning	<u>343,909</u>	<u>343,909</u>	<u>-</u>
Fund balances - ending	<u>\$ 549,313</u>	<u>\$ 549,313</u>	<u>\$ -</u>

LASALLE PARISH SCHOOL BOARD

NONMAJOR SPECIAL REVENUE FUND
Schedule of Revenues, Expenditures, and Changes
in Fund Balances - Budget (GAAP Basis) and Actual
For the Year Ended June 30, 2022

Exhibit 8-3

	*****TITLE I*****		
	BUDGET	ACTUAL	VARIANCE POSITIVE (NEGATIVE)
REVENUES			
Federal sources	\$ 759,074	\$ 691,287	\$ (67,787)
Total revenues	759,074	691,287	(67,787)
EXPENDITURES			
Current:			
Instruction:			
Regular programs	11,178	11,178	-
Other instructional programs	452,688	452,688	-
Support services:			
Student services	26,380	26,380	-
Instructional staff support	198,000	198,000	-
General administration	66,523	66,523	-
Plant services	4,305	4,305	-
Total expenditures	759,074	759,074	-
EXCESS (Deficiency) OF REVENUES OVER EXPENDITURES	-	(67,787)	(67,787)
OTHER FINANCING SOURCES (USES)			
Transfers in	-	67,787	67,787
Net changes in fund balances	-	-	-
Fund balances - beginning	-	-	-
Fund balances - ending	\$ -	\$ -	\$ -

LASALLE PARISH SCHOOL BOARD

NONMAJOR SPECIAL REVENUE FUND
 Schedule of Revenues, Expenditures, and Changes
 in Fund Balances - Budget (GAAP Basis) and Actual
 For the Year Ended June 30, 2022

Exhibit 8-4

*****LA 4*****

	<u>BUDGET</u>	<u>ACTUAL</u>	<u>VARIANCE POSITIVE (NEGATIVE)</u>
REVENUES			
State sources:			
Other	\$ 366,400	\$ 366,400	\$ -
Total revenues	<u>366,400</u>	<u>366,400</u>	<u>-</u>
EXPENDITURES			
Current:			
Instruction:			
Other instructional programs	366,400	366,400	-
Total expenditures	<u>366,400</u>	<u>366,400</u>	<u>-</u>
Net changes in fund balances	-	-	-
Fund balances - beginning	<u>-</u>	<u>-</u>	<u>-</u>
Fund balances - ending	<u>\$ -</u>	<u>\$ -</u>	<u>\$ -</u>

LASALLE PARISH SCHOOL BOARD
NONMAJOR SPECIAL REVENUE FUND
Schedule of Revenues, Expenditures, and Changes
in Fund Balances - Budget (GAAP Basis) and Actual
For the Year Ended June 30, 2022

Exhibit 8-5

*******EDUCATIONAL EXCELLENCE*******

	BUDGET	ACTUAL	VARIANCE POSITIVE (NEGATIVE)
REVENUES			
State sources:			
Other	\$ 44,092	\$ 44,092	\$ -
Total revenues	44,092	44,092	-
EXPENDITURES			
Current:			
Instruction:			
Other instructional programs	40,394	40,394	-
Total expenditures	40,394	40,394	-
Net changes in fund balances	3,698	3,698	-
Fund balances - beginning	-	-	-
Fund balances - ending	\$ 3,698	\$ 3,698	\$ -

LASALLE PARISH SCHOOL BOARD

**NONMAJOR SPECIAL REVENUE FUND
Schedule of Revenues, Expenditures, and Changes
in Fund Balances - Budget (GAAP Basis) and Actual
For the Year Ended June 30, 2022**

Exhibit 8-6

*****SPECIAL EDUCATION*****

	<u>BUDGET</u>	<u>ACTUAL</u>	<u>VARIANCE POSITIVE (NEGATIVE)</u>
REVENUES			
Local Sources:			
Other	\$ 53,435	\$ 53,435	\$ -
State sources:			
Equalization	75,192	75,192	-
Other	2,280	2,280	-
Federal sources	551,054	551,054	-
Total revenues	<u>681,961</u>	<u>681,961</u>	<u>-</u>
EXPENDITURES			
Current:			
Instruction:			
Regular programs	11,062	11,062	-
Special programs	186,364	186,364	-
Other instructional programs	95,117	95,117	-
Support services:			
Student services	134,019	134,019	-
Instructional staff support	145,092	145,092	-
General administration	48,294	48,294	-
School administration	207	207	-
Plant services	4,115	4,115	-
Total expenditures	<u>624,270</u>	<u>624,270</u>	<u>-</u>
Net changes in fund balances	57,691	57,691	-
Fund balances - beginning	<u>12,281</u>	<u>12,281</u>	<u>-</u>
Fund balances - ending	<u>\$ 69,972</u>	<u>\$ 69,972</u>	<u>\$ -</u>

LASALLE PARISH SCHOOL BOARD
NONMAJOR SPECIAL REVENUE FUND
Schedule of Revenues, Expenditures, and Changes
in Fund Balances - Budget (GAAP Basis) and Actual
For the Year Ended June 30, 2022

Exhibit 8-7

*****CAREER & TECHNICAL GRANTS*****

	BUDGET	ACTUAL	VARIANCE POSITIVE (NEGATIVE)
REVENUES			
Federal sources	\$ 111,917	\$ 97,813	\$ (14,104)
Total revenues	111,917	97,813	(14,104)
EXPENDITURES			
Current:			
Instruction:			
Other instructional programs	79,401	79,401	-
Support services:			
Instructional staff support	18,412	18,412	-
Total expenditures	97,813	97,813	-
Net changes in fund balances	14,104	-	(14,104)
Fund balances - beginning	-	-	-
Fund balances - ending	\$ 14,104	\$ -	\$ (14,104)

LASALLE PARISH SCHOOL BOARD

NONMAJOR SPECIAL REVENUE FUND
 Schedule of Revenues, Expenditures, and Changes
 in Fund Balances - Budget (GAAP Basis) and Actual
 For the Year Ended June 30, 2022

Exhibit 8-8

*****MISCELLANEOUS GRANTS*****

	<u>BUDGET</u>	<u>ACTUAL</u>	<u>VARIANCE POSITIVE (NEGATIVE)</u>
REVENUES			
Local sources:			
Other	\$ 20,516	\$ 20,516	\$ -
State sources:			
Other	59,499	59,499	-
Federal sources	369,533	437,320	67,787
Total revenues	<u>449,548</u>	<u>517,335</u>	<u>67,787</u>
EXPENDITURES			
Current:			
Instruction:			
Regular programs	39,857	39,857	-
Other instructional programs	251,749	251,749	-
Support services:			
Student services	84,122	84,122	-
Instructional staff support	46,980	46,980	-
General administration	29,637	29,637	-
School administration	93	93	-
Total expenditures	<u>452,438</u>	<u>452,438</u>	<u>-</u>
EXCESS (Deficiency) OF REVENUES OVER EXPENDITURES	(2,890)	64,897	67,787
OTHER FINANCING SOURCES (USES)			
Transfers out	<u>-</u>	<u>(67,787)</u>	<u>(67,787)</u>
Net changes in fund balances	(2,890)	(2,890)	-
Fund balances - beginning	<u>20,850</u>	<u>20,850</u>	<u>-</u>
Fund balances - ending	<u>\$ 17,960</u>	<u>\$ 17,960</u>	<u>\$ -</u>

LaSalle Parish School Board

This page intentionally left blank

LaSalle Parish School Board

Nonmajor Debt Service Funds

2018 Sinking Sales Tax Fund
2011 QSCB Sinking Fund

The debt service funds are used to accumulate monies to pay outstanding bond issues. The bonds were issued to acquire land for building sites and to purchase, erect and improve school building and equipment and furnishings.

LASALLE PARISH SCHOOL BOARD

NONMAJOR DEBT SERVICE FUNDS

Combining Balance Sheet

June 30, 2022

Exhibit 9

	2018 SINKING SALES TAX FUND	2011 QSCB SINKING FUND	TOTAL
	<u> </u>	<u> </u>	<u> </u>
ASSETS			
Prepaid items	\$ 672,120	\$ 388,294	\$ 1,060,414
TOTAL ASSETS	<u>672,120</u>	<u>388,294</u>	<u>1,060,414</u>
FUND BALANCES:			
Nonspendable	672,120	388,294	1,060,414
TOTAL FUND BALANCES	<u>\$ 672,120</u>	<u>\$ 388,294</u>	<u>\$ 1,060,414</u>

LASALLE PARISH SCHOOL BOARD

**NONMAJOR DEBT SERVICE FUNDS
Combining Statement of Revenues, Expenditures,
and Changes in Fund Balances
For the Year Ended June 30, 2022**

Exhibit 10

	2018 SINKING SALES TAX FUND	2011 QSCB SINKING FUND	TOTAL
	<u> </u>	<u> </u>	<u> </u>
REVENUES			
Local sources:			
Taxes:			
Sales and use	\$ 694,240	\$ 391,588	\$ 1,085,828
Total revenues	<u>694,240</u>	<u>391,588</u>	<u>1,085,828</u>
 EXPENDITURES			
Debt service:			
Principal retirement	635,000	380,000	1,015,000
Interest and bank charges	<u>52,178</u>	<u>8,203</u>	<u>60,381</u>
Total expenditures	<u>687,178</u>	<u>388,203</u>	<u>1,075,381</u>
 Net changes in fund balances	7,062	3,385	10,447
 Fund balances - beginning	<u>665,058</u>	<u>384,909</u>	<u>1,049,967</u>
 Fund balances - ending	<u><u>\$ 672,120</u></u>	<u><u>\$ 388,294</u></u>	<u><u>\$ 1,060,414</u></u>

LaSalle Parish School Board

This page intentionally left blank

LaSalle Parish School Board

Nonmajor Capital Projects Funds

Main Construction Fund to account for various phases of small construction projects throughout the parish.

Construction Committed Fund to account for monies the Board has committed for future construction projects.

Jena High School Contents Funds to account for various phases of the rebuilding of the main educational building and offices at Jena High School which were destroyed by fire in November 2006.

JHS Girls' Gym Hurricane Laura Fund to account for construction due to Hurricane Laura damage.

Miscellaneous Improvement Projects Fund to account for miscellaneous construction projects.

LASALLE PARISH SCHOOL BOARD

NONMAJOR CAPITAL PROJECT FUNDS

Combining Balance Sheet

June 30, 2022

	MAIN CONSTRUCTION	CONSTRUCTION COMMITTED	JENA HIGH SCHOOL CONTENTS	JHS GIRLS' GYM HURRICANE LAURA
ASSETS				
Cash and cash equivalents	\$ 1,922,891	\$ 60,629	\$ 7,905	\$ 45,013
Investments	-	2,058,172	-	-
Receivables	31	-	-	-
Total assets	<u>1,922,922</u>	<u>2,118,801</u>	<u>7,905</u>	<u>45,013</u>
LIABILITIES AND FUND BALANCES				
Liabilities:				
Accounts, salaries and other payables	<u>35,498</u>	-	-	<u>45,013</u>
Total liabilities	<u>35,498</u>	-	-	<u>45,013</u>
Fund balances:				
Restricted	1,887,424	-	7,905	-
Committed	-	2,118,801	-	-
Total fund balances	<u>1,887,424</u>	<u>2,118,801</u>	<u>7,905</u>	<u>-</u>
TOTAL LIABILITIES AND FUND BALANCES	<u>\$ 1,922,922</u>	<u>\$ 2,118,801</u>	<u>\$ 7,905</u>	<u>\$ 45,013</u>

Exhibit 11

<u>MISCELLANEOUS IMPROVEMENT PROJECTS</u>	<u>TOTAL</u>
\$ 10,163	\$ 2,046,601
-	2,058,172
-	31
<u>10,163</u>	<u>4,104,804</u>
<u>10,163</u>	<u>90,674</u>
<u>10,163</u>	<u>90,674</u>
-	1,895,329
-	2,118,801
<u>-</u>	<u>4,014,130</u>
<u>\$ 10,163</u>	<u>\$ 4,104,804</u>

LASALLE PARISH SCHOOL BOARD
NONMAJOR CAPITAL PROJECTS FUNDS
Combining Statement of Revenues, Expenditures,
and Changes in Fund Balance
For the Year Ended June 30, 2022

	<u>MAIN CONSTRUCTION</u>	<u>CONSTRUCTION COMMITTED</u>	<u>JENA HIGH SCHOOL CONTENTS</u>	<u>JHS GIRLS' GYM HURRICANE LAURA</u>
REVENUES				
Local sources:				
Taxes:				
Ad valorem	\$ 446,967	\$ -	\$ -	\$ -
Interest earnings	3,749	15,379	-	-
Total revenues	<u>450,716</u>	<u>15,379</u>	<u>-</u>	<u>-</u>
EXPENDITURES				
Current:				
Support services:				
General administration	14,331	-	-	-
Plant services	289,189	-	4,101	-
Student transportation services	31,778	-	-	-
Central services	3,688	-	-	-
Capital outlay	194,850	-	-	167,882
Total expenditures	<u>533,836</u>	<u>-</u>	<u>4,101</u>	<u>167,882</u>
EXCESS (Deficiency) OF REVENUES OVER EXPENDITURES	<u>(83,120)</u>	<u>15,379</u>	<u>(4,101)</u>	<u>(167,882)</u>
OTHER FINANCING SOURCES (USES)				
Transfers in	<u>18,861</u>	<u>-</u>	<u>-</u>	<u>167,882</u>
Net changes in fund balances	(64,259)	15,379	(4,101)	-
Fund balances - beginning	<u>1,951,683</u>	<u>2,103,422</u>	<u>12,006</u>	<u>-</u>
Fund balances - ending	<u>\$ 1,887,424</u>	<u>\$ 2,118,801</u>	<u>\$ 7,905</u>	<u>\$ -</u>

Exhibit 12

<u>MISCELLANEOUS IMPROVEMENT PROJECTS</u>	<u>TOTAL</u>
\$ -	\$ 446,967
-	19,128
<u>-</u>	<u>466,095</u>
-	14,331
99,000	392,290
-	31,778
736	4,424
671,909	1,034,641
<u>771,645</u>	<u>1,477,464</u>
<u>(771,645)</u>	<u>(1,011,369)</u>
<u>771,645</u>	<u>958,388</u>
-	(52,981)
<u>-</u>	<u>4,067,111</u>
<u>\$ -</u>	<u>\$ 4,014,130</u>

LaSalle Parish School Board

**Schedule of Compensation Paid Board Members
For the Year Ended June 30, 2022**

Exhibit 13

The schedule of compensation paid to School Board members is presented in compliance with House Concurrent Resolution No. 54 of the 1979 Session of the Louisiana Legislature. Compensation of the School Board members is included in the general administrative expenditures of the General fund. In accordance with Louisiana Revised Statute 17:56, the School Board members have elected the monthly payment method of compensation. Under this method, each member of the School Board received \$630 per month and the president received \$680 per month.

Jonny Fryar, President	\$ 7,860
Marcia Cooksey, Vice President	7,560
Alvin Jess "Buddy" Bethard	7,860
Dawn Stott	7,560
Fred Book	7,560
D'Juana McCartney	7,560
Justin Reeves	7,560
Dolan Pendarvis	7,560
Aimeri Paul	7,560
Melvin Worthington	<u>7,560</u>
Total	<u>\$76,200</u>

LaSalle Parish School Board

**Schedule of Compensation, Benefits and Other Payments to Agency Head
For the Year Ended June 30, 2022**

Exhibit 14

Agency Head Name: Janet Tullos, Superintendent

<u>Purpose</u>	<u>Amount</u>
Salary	\$ 101,687
Benefits-insurance	13,191
Cell phone	926
Dues	450
Travel	738
Reimbursements	<u>2,415</u>
Total	<u><u>\$119,407</u></u>

LaSalle Parish School Board

SCHOOL CASH AND INVESTMENT BALANCES
Schedule of Additions and Deductions from Cash
For the Year Ended June 30, 2022

Exhibit 15

<u>SCHOOL</u>	<u>Balance, Beginning</u>	<u>Additions</u>	<u>Deductions</u>	<u>Balance, Ending</u>
Fellowship Elementary School	\$ 25,642	\$ 42,700	\$ 28,377	\$ 39,965
Goodpine Middle School	7,431	80,388	61,785	26,034
Jena Elementary School	19,301	102,588	92,774	29,115
Jena High School	187,711	427,730	411,874	203,567
Jena Junior High School	41,938	100,505	103,176	39,267
LaSalle High School	59,519	206,492	189,323	76,688
LaSalle Junior High School	35,160	65,922	65,779	35,303
Nebo Elementary School	18,845	39,680	28,593	29,932
Olla Elementary School	7,605	55,741	46,162	17,184
Totals	<u>\$ 403,152</u>	<u>\$ 1,121,746</u>	<u>\$ 1,027,843</u>	<u>\$ 497,055</u>

STATISTICAL SECTION

**LaSalle Parish School Board
Statistical Section
Contents**

	<u>Table Number</u>	<u>Page Number</u>
Financial Trends		
These schedules contain trend information to help the reader understand how the School Board's financial performance and well being has changed over time.		
Net Position by Component	1	133
Changes in Net Position	2	134
Fund Balances of Governmental Funds	3	135
Changes in Fund Balances of Governmental Funds	4	136
Revenue Capacity		
These schedules contain information to help the reader assess the School Board's most significant local revenue sources, property tax and sales tax.		
Assessed Value and Estimated Actual Value of Taxable Property	5	137
Overlapping Governments	6	138
Principal Property Taxpayers	7	139
Property Tax Levies and Collections	8	140
Sales and Use Tax Rates and Collections	9	141
Debt Capacity		
These schedules present information to help the reader assess the affordability of the School Board's current levels of outstanding debt and the School Board's ability to issue debt in the future.		
Ratios of Outstanding Debt by Type	10	142
Direct and Overlapping Governmental Activities Debt	11	143
Legal Debt Margin Information	12	144
Pledged Revenue Coverage	13	145
		(continued)

**LaSalle Parish School Board
Statistical Section
Contents**

	<u>Table Number</u>	<u>Page Number</u>
Demographic and Economic Information		
These schedules offer demographic and economic indicators to help the reader understand the environment within which the School Board's financial activities take place.		
Demographic and Economic Statistics	14	146
Principal Employers	15	147
Operating Information		
These schedules contain service and infrastructure data to help the reader understand how the information in the School Board's financial report relates to the services the School Board provides and the activities it performs.		
School Personnel	16	148
School Building Information	17	149
Operating Statistics	18	150

Sources: Unless otherwise noted, the information in these schedules is derived from the annual comprehensive financial report (CAFR) for the relevant year.

(concluded)

LASALLE PARISH SCHOOL BOARD
Jena, Louisiana

Net Position by Component
Fiscal years Ended June 30, 2013 through June 30, 2022
(Accrual Basis of Accounting)

	<u>2013</u>	<u>2014</u>	<u>2015</u>	<u>2016</u>	<u>2017</u>	<u>2018</u>	<u>2019</u>	<u>2020</u>	<u>2021</u>	<u>2022</u>
Governmental Activities										
Net investment in capital assets	\$ 17,645,691	\$ 18,181,492	\$ 18,463,157	\$ 18,912,113	\$ 19,469,139	\$ 19,847,941	\$ 22,303,404	\$ 23,379,911	\$ 24,251,496	\$ 25,138,483
Restricted	5,505,519	5,853,677	4,998,011	5,484,703	6,316,423	6,373,647	6,920,234	7,358,675	9,353,178	10,458,364
Unrestricted	(7,058,656)	(9,288,187)	(44,005,990)	(45,630,882)	(49,191,848)	(73,863,945)	(74,113,988)	(77,085,576)	(77,805,296)	(73,469,897)
Total governmental activities net position	<u>\$ 16,092,554</u>	<u>\$ 14,746,982</u>	<u>\$ (20,544,822)</u>	<u>\$ (21,234,066)</u>	<u>\$ (23,406,286)</u>	<u>\$ (47,642,357)</u>	<u>\$ (44,890,350)</u>	<u>\$ (46,346,990)</u>	<u>\$ (44,200,622)</u>	<u>\$ (37,873,050)</u>

Source: Annual Comprehensive Financial Report

LASALLE PARISH SCHOOL BOARD
Jena, Louisiana

Changes in Net Position
Fiscal Years Ended June 30, 2013 through June 30, 2022
(Accrual Basis of Accounting)

	2013	2014	2015	2016	2017	2018	2019	2020	2021	2022
Expenses										
Instruction:										
Regular programs	\$ 11,609,120	\$ 12,162,017	\$ 12,394,118	\$ 12,103,753	\$ 12,741,684	\$ 11,318,327	\$ 11,685,472	\$ 13,469,656	\$ 13,179,422	\$ 11,208,075
Special programs	2,423,123	2,441,488	2,359,552	2,541,558	2,873,895	2,445,360	2,490,791	2,902,962	2,725,897	2,416,687
Other instructional programs	3,170,840	3,281,689	3,215,048	3,059,017	2,980,345	2,908,661	3,131,091	3,415,099	4,333,314	4,061,280
Support services:										
Student services	1,218,131	1,340,618	1,319,089	1,216,944	1,206,202	1,045,689	1,049,085	1,126,731	1,138,905	1,096,883
Instructional staff support	1,688,005	1,595,365	1,700,828	1,711,250	1,879,598	1,754,009	1,734,400	1,856,239	1,699,911	1,461,841
General administration	1,002,014	743,682	1,151,461	769,287	974,261	860,233	857,409	855,737	843,531	878,153
School administration	1,955,268	2,069,503	2,104,350	2,058,361	2,200,263	2,142,671	2,071,457	2,366,646	2,635,110	2,165,188
Business services	491,817	480,844	486,190	469,858	511,297	513,216	567,975	569,181	612,177	453,902
Plant services	2,377,426	2,791,410	2,678,671	2,555,635	2,716,492	2,804,597	3,053,855	3,316,615	3,193,335	3,148,542
Student transportation services	1,899,715	2,046,199	1,979,578	2,044,786	1,980,110	1,978,764	2,142,517	2,455,354	2,339,223	2,115,501
Central services	99,281	100,954	104,911	143,705	92,813	80,311	81,504	85,054	94,705	83,284
Food services	2,173,292	2,117,309	2,199,051	2,271,969	2,244,437	2,316,312	2,521,654	2,257,049	2,471,205	2,191,794
Interest on long-term debt	395,161	365,183	333,752	300,113	262,904	227,956	159,716	97,060	75,389	89,271
Total expenses	<u>30,503,193</u>	<u>31,536,261</u>	<u>32,026,599</u>	<u>31,246,236</u>	<u>32,664,301</u>	<u>30,396,106</u>	<u>31,546,926</u>	<u>34,773,383</u>	<u>35,342,124</u>	<u>31,370,401</u>
Program Revenues										
Charges for services:										
Food Service Operations	321,736	294,696	293,900	264,241	232,745	50,979	64,601	42,372	22,808	43,748
Operating Grants and Contributions	3,110,812	3,244,871	2,804,065	3,332,759	3,142,575	3,140,016	3,386,420	3,226,685	6,075,809	5,858,040
Total program revenues	<u>3,432,548</u>	<u>3,539,567</u>	<u>3,097,965</u>	<u>3,597,000</u>	<u>3,375,320</u>	<u>3,190,995</u>	<u>3,451,021</u>	<u>3,269,057</u>	<u>6,098,617</u>	<u>5,901,788</u>
Net (Expense) / Revenue	<u>(27,070,645)</u>	<u>(27,996,694)</u>	<u>(28,928,634)</u>	<u>(27,649,236)</u>	<u>(29,288,981)</u>	<u>(27,205,111)</u>	<u>(28,095,905)</u>	<u>(31,504,326)</u>	<u>(29,243,507)</u>	<u>(25,468,613)</u>
General Revenues and Other Changes in Net Position										
Taxes										
Property taxes	4,390,265	3,386,115	3,434,603	3,510,065	3,445,019	3,565,423	3,725,988	3,913,463	4,199,141	4,206,088
Sales taxes	6,440,339	6,833,319	7,274,690	6,247,032	6,444,634	7,062,746	9,033,474	7,834,340	7,885,600	8,486,430
Grants and contributions not restricted to specific programs	15,821,973	16,086,997	16,474,093	16,575,540	16,485,007	17,396,661	17,364,724	17,700,191	17,014,324	17,399,306
Interest and investment earnings	12,358	13,690	20,260	60,238	115,390	284,507	381,511	206,454	57,379	66,365
Miscellaneous	314,369	330,999	198,592	407,635	626,711	445,028	342,215	393,238	1,888,846	1,637,996
Total	<u>26,979,304</u>	<u>26,651,120</u>	<u>27,402,238</u>	<u>26,800,510</u>	<u>27,116,761</u>	<u>28,754,365</u>	<u>30,847,912</u>	<u>30,047,686</u>	<u>31,045,290</u>	<u>31,796,185</u>
Change in Net Position	<u>\$ (91,341)</u>	<u>\$ (1,345,574)</u>	<u>\$ (1,526,396)</u>	<u>\$ (848,726)</u>	<u>\$ (2,172,220)</u>	<u>\$ 1,549,254</u>	<u>\$ 2,752,007</u>	<u>\$ (1,456,640)</u>	<u>\$ 1,801,783</u>	<u>\$ 6,327,572</u>

Source: Annual Comprehensive Financial Report

LASALLE PARISH SCHOOL BOARD
Jena, Louisiana

Fund Balances of Governmental Funds
Last Ten Fiscal Years
(Modified Accrual Basis of Accounting)

	<u>2013</u>	<u>2014</u>	<u>2015</u>	<u>2016</u>	<u>2017</u>	<u>2018</u>	<u>2019</u>	<u>2020</u>	<u>2021</u>	<u>2022</u>
General Fund										
Committed	\$ -	\$ -	\$ 1,414,160	\$ 1,377,571	\$ 1,338,934	\$ 1,283,006	\$ 1,265,958	\$ 1,446,415	\$ 1,379,519	\$ 1,344,193
Unassigned	<u>7,451,809</u>	<u>7,453,937</u>	<u>6,427,887</u>	<u>6,907,995</u>	<u>6,656,993</u>	<u>7,439,779</u>	<u>8,108,331</u>	<u>8,270,521</u>	<u>8,367,266</u>	<u>8,758,768</u>
Total general fund	<u><u>7,451,809</u></u>	<u><u>7,453,937</u></u>	<u><u>7,842,047</u></u>	<u><u>8,285,566</u></u>	<u><u>7,995,927</u></u>	<u><u>8,722,785</u></u>	<u><u>9,374,289</u></u>	<u><u>9,716,936</u></u>	<u><u>9,746,785</u></u>	<u><u>10,102,961</u></u>
All Other Governmental Funds										
Nonspendable	1,097,547	1,140,934	1,170,882	1,175,798	1,203,704	2,127,222	1,079,918	1,102,795	1,141,085	1,136,516
Restricted	4,596,609	4,887,145	5,157,473	5,627,662	6,442,836	6,481,297	6,974,584	7,403,858	9,353,178	10,458,364
Committed	2,158,574	2,698,371	2,239,453	2,223,297	2,021,833	2,056,904	2,095,401	2,122,860	2,103,422	2,118,801
Unassigned	-	-	-	-	-	(52,701)	(68,013)	(62,394)	-	-
Total all other governmental funds	<u>7,852,730</u>	<u>8,726,450</u>	<u>8,567,808</u>	<u>9,026,757</u>	<u>9,668,373</u>	<u>10,612,722</u>	<u>10,081,890</u>	<u>10,567,119</u>	<u>12,597,685</u>	<u>13,713,681</u>
Grand Total of funds	<u><u>\$ 15,304,539</u></u>	<u><u>\$ 16,180,387</u></u>	<u><u>\$ 16,409,855</u></u>	<u><u>\$ 17,312,323</u></u>	<u><u>\$ 17,664,300</u></u>	<u><u>\$ 19,335,507</u></u>	<u><u>\$ 19,456,179</u></u>	<u><u>\$ 20,284,055</u></u>	<u><u>\$ 22,344,470</u></u>	<u><u>\$ 23,816,642</u></u>

Source: Annual Comprehensive Financial Report

LASALLE PARISH SCHOOL BOARD
Jena, Louisiana

Changes in Fund Balances of Governmental Funds
Last Ten Fiscal Years
(Modified Accrual Basis of Accounting)

	2013	2014	2015	2016	2017	2018	2019	2020	2021	2022
Revenues										
Ad valorem taxes	\$ 4,390,265	\$ 3,386,115	\$ 3,434,603	\$ 3,510,065	\$ 3,445,019	\$ 3,565,423	\$ 3,725,988	\$ 3,913,463	\$ 4,199,141	\$ 4,206,088
Sales & use taxes	6,440,339	6,833,319	7,274,690	6,247,032	6,444,634	7,062,746	9,033,474	7,834,340	7,885,600	8,486,430
Investment earning	12,358	13,690	20,260	60,238	115,390	284,507	381,511	206,454	57,379	66,365
Food services	321,736	294,696	293,900	264,241	232,745	50,979	64,601	42,372	22,808	43,748
Other revenues	325,684	354,071	321,322	335,409	626,844	446,590	332,264	264,401	1,577,099	1,570,151
Total revenues from local sources	<u>11,490,382</u>	<u>10,881,891</u>	<u>11,344,775</u>	<u>10,416,985</u>	<u>10,864,632</u>	<u>11,410,245</u>	<u>13,537,838</u>	<u>12,261,030</u>	<u>13,742,027</u>	<u>14,372,782</u>
Revenue from state sources:										
Equalization	15,740,743	15,821,600	16,363,777	16,575,540	16,410,271	17,322,281	17,291,029	17,627,017	16,940,551	17,321,984
Other	347,537	900,916	525,255	522,696	532,328	398,866	409,842	769,463	755,843	558,716
Total revenue from state sources	<u>16,088,280</u>	<u>16,722,516</u>	<u>16,889,032</u>	<u>17,098,236</u>	<u>16,942,599</u>	<u>17,721,147</u>	<u>17,700,871</u>	<u>18,396,480</u>	<u>17,696,394</u>	<u>17,880,700</u>
Revenue from federal sources	<u>2,844,505</u>	<u>2,609,352</u>	<u>2,389,126</u>	<u>2,882,289</u>	<u>2,684,983</u>	<u>2,815,530</u>	<u>3,017,224</u>	<u>2,540,349</u>	<u>5,401,410</u>	<u>5,385,769</u>
Total Revenues	<u>30,423,167</u>	<u>30,213,759</u>	<u>30,622,933</u>	<u>30,397,510</u>	<u>30,492,214</u>	<u>31,946,922</u>	<u>34,255,933</u>	<u>33,197,859</u>	<u>36,839,831</u>	<u>37,639,251</u>
Expenditures:										
Current:										
Instruction services	14,732,150	15,353,374	15,898,286	15,659,940	15,857,553	15,803,745	16,921,663	17,219,102	19,189,025	19,458,588
Student services	1,082,466	1,198,027	1,205,299	1,126,402	1,067,365	1,063,233	1,117,300	1,090,241	1,134,871	1,240,272
Instructional staff support	1,479,522	1,423,490	1,560,735	1,596,389	1,670,930	1,687,690	1,722,755	1,631,134	1,639,576	1,719,281
General administration	881,262	709,952	1,123,817	741,655	932,314	808,244	820,081	776,546	817,168	889,987
School administration	1,689,694	1,813,411	1,885,944	1,872,208	1,919,084	1,979,289	1,978,181	2,032,253	2,502,335	2,435,231
Business services	436,806	431,851	447,895	437,564	457,543	511,152	580,894	519,302	594,429	522,002
Plant services	2,144,784	2,520,159	2,493,712	2,284,726	2,412,472	2,570,031	2,863,391	2,808,768	2,960,038	3,189,616
Student transportation services	1,769,973	1,914,912	1,905,574	1,921,261	1,780,952	1,841,403	2,042,619	1,940,698	2,089,714	2,616,529
Central services	88,081	90,533	97,311	137,596	81,935	85,425	91,016	88,204	96,427	97,184
Food services	1,996,062	1,921,919	2,042,205	2,080,453	2,057,223	2,229,054	2,461,234	2,134,148	2,418,039	2,318,070
Capital outlay	5,242,849	529,867	286,994	346,714	453,416	241,023	1,237,817	1,066,069	712,849	1,034,641
Debt service:										
Principal	1,016,000	1,051,000	1,097,000	1,133,000	1,170,000	1,211,000	1,253,000	1,156,000	1,188,000	1,339,248
Interest & bank charges	410,162	379,418	348,692	316,616	279,450	244,425	174,107	106,227	85,606	98,823
Bond issuance costs	-	-	-	-	-	-	41,203	-	-	-
Total Expenditures	<u>32,969,811</u>	<u>29,337,913</u>	<u>30,393,464</u>	<u>29,654,524</u>	<u>30,140,237</u>	<u>30,275,714</u>	<u>33,305,261</u>	<u>32,568,692</u>	<u>35,428,077</u>	<u>36,959,472</u>
Excess of revenues over (under) expenditures	<u>(2,546,644)</u>	<u>875,846</u>	<u>229,469</u>	<u>742,986</u>	<u>351,977</u>	<u>1,671,208</u>	<u>950,672</u>	<u>629,167</u>	<u>1,411,754</u>	<u>679,779</u>
Other Financing Sources (Uses)										
Refunding bonds issued	-	-	-	-	-	-	3,165,000	-	-	-
Payments to escrow agent	-	-	-	-	-	-	(3,995,000)	-	-	-
Leases (lessee)	-	-	-	-	-	-	-	-	-	733,671
Insurance proceeds	-	-	-	-	-	-	-	198,709	304,076	58,722
Transfers in	3,376,193	3,615,989	1,969,771	1,234,200	1,297,417	1,276,278	2,788,829	2,554,197	1,424,730	2,393,361
Transfers out	(3,376,193)	(3,615,989)	(1,969,771)	(1,234,200)	(1,297,417)	(1,276,278)	(2,788,829)	(2,554,197)	(1,424,730)	(2,393,361)
Total other financing sources (uses)	<u>-</u>	<u>-</u>	<u>-</u>	<u>-</u>	<u>-</u>	<u>-</u>	<u>(830,000)</u>	<u>198,709</u>	<u>304,076</u>	<u>792,393</u>
Net change in fund balances	<u>\$ (2,546,644)</u>	<u>\$ 875,846</u>	<u>\$ 229,469</u>	<u>\$ 742,986</u>	<u>\$ 351,977</u>	<u>\$ 1,671,208</u>	<u>\$ 120,672</u>	<u>\$ 827,876</u>	<u>\$ 1,715,830</u>	<u>\$ 1,472,172</u>
Debt service as a percentage of noncapital expenditures	5.1%	5.0%	4.8%	4.9%	4.9%	4.8%	4.5%	4.0%	3.7%	4.0%

Source: Annual Comprehensive Financial Report

Table 5

LASALLE PARISH SCHOOL BOARD
Jena, Louisiana

Assessed Value and Estimated Actual Value of Taxable Property
Last Ten Fiscal Years

Fiscal Year Ended June 30	Real Property		Personal Property	Less: Homestead Exempt Property	Total Taxable Assessed Value	Total Direct Tax Rate	Estimated Actual Taxable Value	Assessed Value as a Percentage of Actual Value
	Residential Property	Commercial Property						
2013	\$ 53,818,520	\$ 27,596,740	\$ 13,351,600	\$ 21,434,636	\$ 73,332,224	46.45	\$ 755,163,027	12.55%
2014	48,541,840	29,866,870	13,728,020	21,362,788	70,773,942	46.45	725,373,162	12.70%
2015	49,087,630	30,361,670	13,958,200	21,235,868	72,171,632	46.45	735,944,648	12.69%
2016	49,625,020	30,499,730	14,937,350	21,444,918	73,617,182	46.45	748,930,984	12.69%
2017	40,762,470	45,065,060	13,333,910	22,259,870	76,901,570	44.29	738,147,628	13.43%
2018	40,990,060	46,183,240	13,730,670	22,176,260	78,727,710	44.29	743,539,397	13.57%
2019	41,125,850	48,516,540	14,537,850	22,147,640	82,032,600	44.29	759,981,667	13.71%
2020	41,357,240	50,806,530	16,523,540	22,134,220	86,553,090	44.29	785,915,938	13.83%
2021	42,843,310	53,403,590	16,052,100	22,909,910	89,389,090	44.20	808,735,636	13.89%
2022	43,941,660	53,978,300	14,832,790	22,924,760	89,827,990	44.20	811,655,418	13.89%

Source: LaSalle Parish Tax Assessor Agency

Notes:

- (1) Property in the parish is reassessed every four years.
- (2) Assessed values are established by the Assessor each year on a uniform basis at the following ratios of assessed value to actual value:
 - 10% land
 - 10% residential improvements
 - 15% industrial improvements
 - 15% machinery
 - 15% commercial improvements
 - 25% public service properties, excluding land
- (3) Tax rates are per \$1,000 of assessed value.

Table 6

LASALLE PARISH SCHOOL BOARD
Jena, Louisiana

Overlapping Governments
Last Ten Fiscal Years

Fiscal Year Ended June 30	School District Direct Rate			Overlapping Rates		Total Direct and Overlapping Rates
	Operating Millage	Debt Service Millage	Total School Millage	LaSalle Parish Police Jury	Town of Jena	
2013	46.45	0.00	46.45	136.34	5.87	188.66
2014	46.45	0.00	46.45	118.21	5.87	170.53
2015	46.45	0.00	46.45	118.21	5.87	170.53
2016	46.45	0.00	46.45	118.21	5.87	170.53
2017	44.29	0.00	44.29	112.33	5.32	161.94
2018	44.29	0.00	44.29	114.62	5.32	164.23
2019	44.29	0.00	44.29	114.62	5.32	164.23
2020	44.29	0.00	44.29	114.62	5.32	164.23
2021	44.20	0.00	44.20	112.05	5.24	161.49
2022	44.20	0.00	44.20	103.23	5.24	152.67

Source: LaSalle Parish Tax Assessor Agency

Notes:

- (1) School district debt service millage is for individual school districts.
- (2) The above schedule does not include water districts, fire districts, forestry districts, or levee districts.
- (3) Overlapping rates are those of city and parish governments that apply to property owners within LaSalle Parish. Not all overlapping rates apply to all property owners.

Table 7

LASALLE PARISH SCHOOL BOARD
Jena, Louisiana

Principal Property Taxpayers
Calendar Year 2022 and Nine Years Ago

Taxpayer	Calendar Year 2022			Calendar Year 2013		
	Taxable Assessed Value	Rank	Percentage of Total Taxable Assessed Value	Taxable Assessed Value	Rank	Percentage of Total Taxable Assessed Value
Lasalle Lumber Company	\$ 12,811,740	1	14.26 %			
ANR Pipeline Company	9,050,250	2	10.08	\$ 3,188,700	4	4.51 %
CPT Operating Partnership	7,052,660	3	7.85	6,331,610	1	8.95
Entergy Louisiana, Inc	3,323,830	4	3.70	2,601,050	6	3.68
Garan	2,381,990	5	2.65	1,782,690	8	2.52
Texas Gas Transmission Company	2,375,700	6	2.64	1,502,650	10	2.12
ENERGY Transfer Crude Oil	2,367,230	7	2.64			
XTO Energy	2,168,890	8	2.41	3,305,470	3	4.67
Gulf South Pipeline Company	2,093,780	9	2.33	2,681,430	5	3.79
Tamarack Timber Company	1,910,280	10	2.13			
Red Mountain Timberco III				3,409,630	2	4.82
Justiss Oil				2,029,000	7	2.87
CenturyTel of Central La				1,618,080	9	2.29
Totals	\$ <u>45,536,350</u>		<u>50.69 %</u>	\$ <u>28,450,310</u>		<u>40.22 %</u>

Source: LaSalle Parish Tax Assessor Agency

Table 8

LASALLE PARISH SCHOOL BOARD
Jena, Louisiana

Property Tax Levies and Collections
Last Ten Fiscal Years

Fiscal Year Ended June 30	Total Tax Levy for Fiscal Year	Collected within the Fiscal Year of the Levy		Collections In Subsequent Years	Total Collections to Date	
		Amount	Percentage of Levy		Amount	Percentage of Levy
2013	\$ 3,406,291	\$ 3,112,338	91.37%	\$ 1,748	\$ 3,114,086	91.42%
2014	3,287,456	3,239,965	98.56%	1,971	3,241,936	98.62%
2015	3,352,379	3,317,991	98.97%	1,107	3,319,098	99.01%
2016	3,419,526	3,275,704	95.79%	825	3,275,704	95.79%
2017	3,405,972	3,399,333	99.81%	363	3,399,333	99.81%
2018	3,486,851	3,441,577	98.70%	2,542	3,444,119	98.77%
2019	3,633,225	3,594,591	98.94%	1,904	3,596,495	98.99%
2020	3,833,439	3,777,802	98.55%	50,900	3,828,702	99.88%
2021	3,950,999	3,891,734	98.50%	54,524	3,946,258	99.88%
2022	3,970,398	3,970,022	99.99%	N/A	3,970,022	99.99%

Source: LaSalle Parish Sheriff (ex-officio tax collector)

N/A - Information is not yet available.

LASALLE PARISH SCHOOL BOARD
Jena, Louisiana

Sales and Use Tax Rates and Collections - All Governments
Last Ten Fiscal Years

Fiscal Year June 30	Sales and Use Tax Rates						Tax Collections						
	Parishwide		Municipalities				Parishwide			Municipalities			
	School Board	Law Enforcement	Jena	Olla	Tullos	Total Rate	School Board	Police Jury	Law Enforcement	Jena	Olla	Tullos	Total Collections
2013	3.00%	0.50%	1.00%	1.00%		4.00%	\$ 6,445,438	\$ -	\$ 1,073,701	\$ 990,230	\$ 158,517	\$ -	\$ 8,667,886
2014	3.00%	0.50%	1.00%	1.00%		4.00%	6,757,710	-	1,125,708	979,716	181,949	-	9,045,083
2015	3.00%	0.50%	1.00%	1.00%		4.50%	7,274,690	-	1,222,166	992,953	193,236	-	9,683,045
2016	3.00%	0.50%	1.00%	1.00%		4.50%	6,189,122	-	1,027,635	970,020	201,972	-	8,388,749
2017	3.00%	0.50%	1.00%	1.00%		4.50%	6,542,589	-	1,089,822	962,203	199,908	-	8,794,522
2018	3.00%	0.50%	1.00%	1.00%		4.50%	7,594,065	-	1,265,691	1,049,063	234,760	-	10,143,579
2019	3.00%	0.50%	1.00%	1.00%		4.50%	9,086,084	-	1,513,774	1,039,794	293,382	-	11,933,034
2020	3.00%	0.50%	1.00%	1.00%	1.50%	5.00%	7,791,970	-	1,298,023	1,118,567	252,998	24,655	10,486,213
2021	3.00%	0.50%	1.00%	1.00%	1.50%	5.50%	7,902,842	490,660	1,316,982	1,223,380	288,817	79,493	11,302,174
2022	3.00%	0.50%	1.00%	1.00%	1.50%	5.50%	8,418,770	1,401,698	1,402,666	1,251,928	285,770	96,736	12,857,568

Source: Information provided by Concordia Parish Sales and Use Tax Agency.

Notes:

- (1) Total rate represents the maximum amount that may be assessed by local taxing authorities. These rates do not include the state sales and use tax rate.
- (2) Sales tax collections reported by the sales tax agency are on the cash basis.
- (3) Law Enforcement effective April 1, 2008
- (4) Tullos effective January 1, 2020

Table 10

LASALLE PARISH SCHOOL BOARD
Jena, Louisiana

Ratios of Outstanding Debt by Type
Last Ten Fiscal Years

Fiscal Year Ended June 30	Sales Tax Revenue Bonds	Sales Tax Refunding Bonds	Limited Tax Revenue Bonds	Qualified School Construction Bonds (QSCB)	Total Debt Outstanding	Percentage of Personal Income	Per Capita
2013	\$ 7,770,000	\$ -	\$ 1,429,000	\$ 4,000,000	\$ 13,199,000	2.94%	\$ 884
2014	7,210,000	-	1,273,000	3,665,000	12,148,000	2.59%	822
2015	6,620,000	-	1,111,000	3,320,000	11,051,000	2.19%	745
2016	6,005,000	-	943,000	2,970,000	9,918,000	1.79%	662
2017	5,365,000	-	768,000	2,615,000	8,748,000	1.63%	581
2018	4,695,000	-	587,000	2,255,000	7,537,000	1.50%	505
2019	-	3,165,000	399,000	1,890,000	5,454,000	1.19%	366
2020	-	2,570,000	203,000	1,525,000	4,298,000	0.89%	289
2021	-	1,955,000	-	1,155,000	3,110,000	0.61%	207
2022	-	1,320,000	-	775,000	2,095,000	0.39%	141

Source: Details regarding the School Board's outstanding debt can be found in the notes to the financial statements.

Notes:

- (1) See the Schedule of Demographic and Economic Statistics (Table 14) for personal income and population data.

Table 11

LASALLE PARISH SCHOOL BOARD
Jena, Louisiana

Direct and Overlapping Governmental Activities Debt
As of June 30, 2022

<u>Governmental Unit</u>	<u>Debt Outstanding</u>	<u>Estimated Percentage Applicable</u>	<u>Estimated Share of Overlapping Debt</u>
Other debt			
LaSalle Parish Police Jury	\$ 690,000	100.00%	\$ 690,000
Town of Olla	910,449	100.00%	<u>910,449</u>
Subtotal, overlapping debt			1,600,449
LaSalle Parish School Board Direct Debt			<u>2,095,000</u>
Total direct and overlapping debt			<u>\$ 3,695,449</u>

Sources: Debt outstanding data extracted from annual financial report of respective governments.

Notes:

- (1) Overlapping governments are those that coincide, at least in part, with the geographic boundaries of the School Board. This schedule estimates the portion of the outstanding debt of those overlapping governments that is borne by the residents and businesses of the School Board.
- (2) Various tax districts exist within LaSalle Parish that involve a small percentage of parish taxpayers. These districts' debt is not included as the amounts and impact on this schedule is not significant.
- (3) The overlapping debt is determined by dividing the amount of the revenue base from which the debt is repaid that is contained within the overlapping area by the total revenue base of the overlapping government.

LASALLE PARISH SCHOOL BOARD
Jena, Louisiana

Legal Debt Margin Information
Last Ten Fiscal Years

	<u>2013</u>	<u>2014</u>	<u>2015</u>	<u>2016</u>	<u>2017</u>	<u>2018</u>	<u>2019</u>	<u>2020</u>	<u>2021</u>	<u>2022</u>
Debt Limit	\$ 33,168,401	\$ 32,247,856	\$ 32,692,625	\$ 33,271,735	\$ 34,706,504	\$ 35,316,390	\$ 36,463,084	\$ 38,040,559	\$ 39,304,650	\$ 39,463,463
Total net debt applicable to limit	<u>-</u>	<u>-</u>	<u>-</u>	<u>-</u>	<u>-</u>	<u>-</u>	<u>-</u>	<u>-</u>	<u>-</u>	<u>-</u>
Legal debt margin	<u>\$ 33,168,401</u>	<u>\$ 32,247,856</u>	<u>\$ 32,692,625</u>	<u>\$ 33,271,735</u>	<u>\$ 34,706,504</u>	<u>\$ 35,316,390</u>	<u>\$ 36,463,084</u>	<u>\$ 38,040,559</u>	<u>\$ 39,304,650</u>	<u>\$ 39,463,463</u>
Total net debt applicable to the limit as a percentage of debt limit	0.00%	0.00%	0.00%	0.00%	0.00%	0.00%	0.00%	0.00%	0.00%	0.00%

Legal Debt Margin Calculation for Fiscal Year 2022

Assessed value	\$ 89,827,990
Add back: exempt real property	<u>22,924,760</u>
Total assessed value	112,752,750
Debt limit (35% of total assessed value)	39,463,463
Debt applicable to limit:	
General Obligation bonds	-
Less: Amount set aside for repayment of general obligation debt	
Total net debt applicable to limit	<u>-</u>
Legal debt margin	<u>\$ 39,463,463</u>

Source: Annual Comprehensive Financial Report

Notes:

(1) The debt limit is 35% of total assessed value. This percentage is in accordance with Act 103 or 1980 Regular Session of the Louisiana Legislature R.S. 39:562 (C).

LASALLE PARISH SCHOOL BOARD
Jena, Louisiana

Pledged Revenue Coverage
For the Fiscal Years Ended June 30, 2013 through June 30, 2022

Sales Tax Revenue Bond							
Fiscal Year Ended June 30	Sales Tax Collections	Less: Operating Expenses	Net Available Revenue	Debt Service			Coverage
				Principal	Interest	Total	
2013	\$ 2,142,798	\$ 30,675	\$ 2,112,123	\$ 865,000	\$ 361,182	\$ 1,226,182	1.72
2014	2,275,301	28,732	2,246,569	895,000	335,119	1,230,119	1.83
2015	2,427,639	32,943	2,394,696	935,000	329,229	1,264,229	1.89
2016	2,074,046	26,675	2,047,371	965,000	282,175	1,247,175	1.64
2017	2,145,622	34,948	2,110,674	995,000	254,079	1,249,079	1.69
2018	2,354,224	63,654	2,290,570	1,030,000	224,841	1,254,841	1.83
2019	3,010,273	34,350	2,975,923	1,065,000	155,675	1,220,675	2.44
2020	2,609,968	29,559	2,580,409	960,000	94,415	1,054,415	2.45
2021	2,627,869	39,150	2,588,719	985,000	78,423	1,063,423	2.43
2022	2,827,418	108,198	2,719,220	1,015,000	60,381	1,075,381	2.53

Source: LaSalle Parish School System

Notes:

- (1) The LaSalle Parish voters passed a one-percent sales and use tax for 15 years. The net revenues derived are available for the principal and interest payments for the sales tax bond along with acquiring, constructing, improving and maintaining public schools.
- (2) No principal payments were scheduled in the period the debt was issued.
- (3) The 2008 Sinking Sales Tax fund, 2011 QSCB Sinking fund, 2011 Limited Tax Bond Series Sinking fund and 2008 Sales Tax Collection fund are related to the Sales Tax Revenue; however the School Board did not pledge revenue for the 2011 Limited Tax Bond Series Sinking fund.
- (4) In 2011, the School Board also pledged the 2008 sales tax for servicing the 2011 QSCB sinking fund.

Table 14

LASALLE PARISH SCHOOL BOARD
Jena, Louisiana

Demographic and Economic Statistics
Last Ten Fiscal Years

Fiscal Year Ended June 30	Population	Personal Income	Per Capita Personal Income	School Enrollment	Percentage on Free & Reduced Meals	Unemployment Rate
2013	14,927	\$ 448,795,182	\$ 30,066	2,612	54.50	4.6
2014	14,777	468,430,900	31,700	2,661	57.50	4.6
2015	14,839	503,576,304	33,936	2,648	57.29	5.1
2016	14,974	553,124,586	36,939	2,654	58.96	6.7
2017	15,052	535,896,356	35,603	2,604	63.90	6.6
2018	14,933	501,644,269	33,593	2,645	64.05	4.7
2019	14,917	456,818,208	30,624	2,641	58.47	5.6
2020	14,892	482,694,396	32,413	2,664	58.85	4.3
2021	15,021	510,593,832	33,992	2,560	66.45	4.7
2022	14,834	535,744,744	36,116	2,588	62.63	3.3

Sources:

- (1) Population & Personal Income data obtained from www.stats.indiana.edu.
- (2) School enrollment & Free and reduced meals data obtained from Louisiana Department of Education.
- (3) Unemployment rate obtained from U. S. Department of Labor.

Table 15

LASALLE PARISH SCHOOL BOARD
Jena, Louisiana

Principal Employers
For Calendar Years 2022 and 2013

	2022 (1)			2013 (2)		
	Number of Employees	Rank	% of Total Employment	Number of Employees	Rank	% of Total Employment
Lasalle Parish School Board	402	1	6.02%	371	1	5.19%
Hardtner Medical Center	335	2	5.02%	305	3	4.27%
LaSalle General Hospital	251	3	3.76%	252	5	3.53%
LaSalle Detention Center	239	4	3.58%	284	4	3.97%
UPS Midstream/Pipeline	207	5	3.10%			
Wal-Mart Stores, Inc.	176	6	2.64%	201	6	2.81%
Lasalle Lumber	140	7	2.10%			
Lasalle Nursing & Rehab Center	93	8	1.39%	126	7	1.76%
Garan, Inc.	81	9	1.21%	72	10	1.01%
LaSalle Nursing Home, Inc.	79	10	1.18%	92	9	1.29%
LaSalle Parish Sheriff's Dept.				124	8	1.73%
Justiss Oil Co., Inc.				308	2	4.31%

Source:

(1) LaSalle Parish School Systems

(2) Employment data obtained from U. S. Department of Labor & USA Counties in Profile

LASALLE PARISH SCHOOL BOARD
Jena, Louisiana

School Personnel
Fiscal Years Ended June 30, 2013 through June 30, 2022

	<u>2013</u>	<u>2014</u>	<u>2015</u>	<u>2016</u>	<u>2017</u>	<u>2018</u>	<u>2019</u>	<u>2020</u>	<u>2021</u>	<u>2022</u>
Teachers										
Bachelor	134	135	128	133	130	128	128	132	139	133
Master	28	32	34	32	44	45	45	49	43	49
Master +30	8	9	8	7	7	8	8	8	5	6
Specialist in Education	-	-	-	1	-	-	-	-	-	-
Ph.D or Ed.D	-	-	-	-	-	-	-	-	-	-
Total	<u>170</u>	<u>176</u>	<u>170</u>	<u>173</u>	<u>181</u>	<u>181</u>	<u>181</u>	<u>189</u>	<u>187</u>	<u>188</u>
Principals & Assistants										
Master	8	7	9	9	9	11	12	12	12	10
Master +30	3	3	3	6	5	3	2	2	2	2
Specialist in Education	-	-	-	-	1	1	1	1	1	1
Ph.D or Ed.D	-	1	1	-	-	-	-	-	-	-
Total	<u>11</u>	<u>11</u>	<u>13</u>	<u>15</u>	<u>15</u>	<u>15</u>	<u>15</u>	<u>15</u>	<u>15</u>	<u>13</u>

Source: Agreed upon procedures report on performance and statistical data accompanying the annual financial statements.

Table 17

LASALLE PARISH SCHOOL BOARD
Jena, Louisiana

School Building Information
Last Ten Fiscal Years

Instructional Sites	Date Constructed	Grades Taught	Enrollment									
			2013	2014	2015	2016	2017	2018	2019	2020	2021	2022
High Schools:												
Jena High	2011	9-12	480	491	517	527	509	520	501	507	503	504
LaSalle High	1949	9-12	192	206	214	226	216	244	248	231	230	228
Middle Schools:												
Goodpine	1962	3-5	324	310	300	310	314	329	305	304	238	262
Jena Junior High	1959	6-8	308	354	326	318	332	341	341	351	331	305
LaSalle Junior High	1967	6-8	175	185	179	171	179	170	174	177	165	182
Elementary Schools:												
Fellowship	1970	Pre K-8	180	167	153	167	135	142	151	158	160	181
Jena Elementary	2013	Pre K-2	393	391	405	379	376	370	383	408	402	396
Nebo	1962	Pre K-8	165	169	155	159	158	159	161	139	167	154
Olla-Standard	1958	Pre K-5	395	388	399	397	385	370	377	389	364	376
Total Enrollment			2,612	2,661	2,648	2,654	2,604	2,645	2,641	2,664	2,560	2588

Source: LaSalle Parish School Board.

Table 18

LASALLE PARISH SCHOOL BOARD
Jena, Louisiana

Operating Statistics
For the Fiscal Years Ended June 30, 2013 through June 30, 2022

Fiscal Year Ended June 30	Expenses	Enrollment	Cost Per Pupil	Percentage Change	Teaching Staff	Pupil/ Teacher Ratio
2013	\$ 30,503,193	2,612	\$ 11,678	-0.77%	170	15.36
2014	31,536,261	2,661	11,851	1.48%	176	15.12
2015	32,026,599	2,648	12,095	2.05%	170	15.58
2016	31,246,236	2,654	11,773	-2.66%	173	15.34
2017	32,664,301	2,604	12,544	6.55%	181	14.39
2018	30,396,106	2,645	11,492	-8.39%	181	14.61
2019	31,546,926	2,641	11,945	3.94%	181	14.59
2020	34,773,383	2,664	13,053	9.28%	189	14.10
2021	35,342,124	2,560	13,806	5.76%	187	13.69
2022	31,370,401	2,588	12,121	-12.20%	188	13.77

Source:

- (1) Teaching staff information is extracted from the agreed upon procedures report on performance and statistical data.
- (2) Expenses are on full accrual and is extracted from Table 2, Changes in Net Position.
- (3) Enrollment is extracted from Table 14, Demographic and Economic Statistics.
- (4) Teaching staff is extracted from Table 16, School Personnel.

**LaSalle Parish School Board
Jena, Louisiana**

**Single Audit Report
And Other Information
For the Year Ended June 30, 2022**

**LaSalle Parish School Board
Table of Contents**

	<u>Page</u>
OTHER REPORTS REQUIRED BY <i>GOVERNMENT AUDITING STANDARDS</i> AND BY THE UNIFORM GUIDANCE	
Report on Internal Control Over Financial Reporting and on Compliance and Other Matters Based on an Audit of Financial Statements Performed in Accordance With <i>Government Auditing Standards</i>	5-6
Report on Compliance For Each Major Federal Program; Report on Internal Control Over Compliance; and Report on Schedule of Expenditures Of Federal Awards Required by the Uniform Guidance	7-9
Schedule of Expenditures of Federal Awards.....	10
Notes to the Schedule of Expenditures of Federal Awards	11
Schedule of Findings and Questioned Costs	12-13
Corrective Action Plan for Current Year Findings and Questioned Costs	14
AGREED-UPON PROCEDURES	15
Independent Accountant’s Report on Applying Statewide Agreed Upon Procedures.....	16-24
Independent Accountant's Report on Applying BESE Agreed-upon Procedures.....	26-28
School Board Prepared Schedules of Performance and Statistical Data.....	29-30

LaSalle Parish School Board

This page intentionally left blank.



ALLEN, GREEN & WILLIAMSON, LLP

CERTIFIED PUBLIC ACCOUNTANTS

P. O. Box 6075
Monroe, LA 71211-6075

2441 Tower Drive
Monroe, LA 71201

Telephone: (318) 388-4422

Fax: (318) 388-4664

Toll-free: (888) 741-0205

Partners: Tim Green, CPA
Aimee Buchanan, CPA

Principal: Cindy Thomason, CPA

Audit Managers: Amy Tynes, CPA, CFE
Margie Williamson, CPA
Jennie Henry, CPA, CFE

In-Charges: Crystal Patterson, CPA
Sandra Harper, CPA

Ernest L. Allen, CPA
(Retired) 1963 - 2000

Report on Internal Control Over Financial Reporting and on Compliance and Other Matters Based on an Audit of Financial Statements Performed in Accordance With *Government Auditing Standards*

Independent Auditor's Report

Board Members
LaSalle Parish School Board
Jena, Louisiana

We have audited, in accordance with the auditing standards generally accepted in the United States of America and the standards applicable to financial audits contained in *Government Auditing Standards* issued by the Comptroller General of the United States (*Government Auditing Standards*), the financial statements of the governmental activities, each major fund, and the aggregate remaining fund information of LaSalle Parish School Board as of and for the year ended June 30, 2022, and the related notes to the financial statements, which collectively comprise the School Board's basic financial statements, and have issued our report thereon dated December 28, 2022.

Report on Internal Control Over Financial Reporting

In planning and performing our audit of the financial statements, we considered the School Board's internal control over financial reporting (internal control) as a basis for designing audit procedures that are appropriate in the circumstances for the purpose of expressing our opinions on the financial statements, but not for the purpose of expressing an opinion on the effectiveness of the School Board's internal control. Accordingly, we do not express an opinion on the effectiveness of the School Board's internal control.

A *deficiency in internal control* exists when the design or operation of a control does not allow management or employees, in the normal course of performing their assigned functions, to prevent, or detect and correct, misstatements on a timely basis. A *material weakness* is a deficiency, or a combination of deficiencies, in internal control, such that there is a reasonable possibility that a material misstatement of the entity's financial statements will not be prevented, or detected and corrected on a timely basis. A *significant deficiency* is a deficiency, or a combination of deficiencies, in internal control that is less severe than a material weakness, yet important enough to merit attention by those charged with governance.

Our consideration of internal control was for the limited purpose described in the first paragraph of this section and was not designed to identify all deficiencies in internal control that might be material weaknesses or significant deficiencies. Given these limitations, during our audit we did not identify any deficiencies in internal control that we consider to be material weaknesses. However, material weaknesses or significant deficiencies may exist that were not identified.

Report on Compliance and Other Matters

As part of obtaining reasonable assurance about whether the School Board's financial statements are free from material misstatement, we performed tests of its compliance with certain provisions of laws, regulations, contracts, and grant agreements, noncompliance with which could have a direct and material effect on the financial statements.

However, providing an opinion on compliance with those provisions was not an objective of our audit, and accordingly, we do not express such an opinion. The results of our tests disclosed an instance of noncompliance or other matters that is required to be reported under *Government Auditing Standards* and which is described in the accompanying schedule of findings and questioned costs as item 2022-001.

Management's Response to Finding

Government Auditing Standards requires the auditor to perform limited procedures on the School Board's response to the finding identified in our audit and described in the accompanying corrective action for current year findings and questioned costs. The School Board's response was not subjected to the other auditing procedures applied in the audit of the financial statements and, accordingly, we express no opinion on the response.

Purpose of this Report

The purpose of this report is solely to describe the scope of our testing of internal control and compliance and the results of that testing, and not to provide an opinion on the effectiveness of the School Board's internal control or on compliance. This report is an integral part of an audit performed in accordance with *Government Auditing Standards* in considering the entity's internal control and compliance. Accordingly, this communication is not suitable for any other purpose. Under Louisiana Revised Statute 24:513, this report is distributed by the Office of the Louisiana Legislative Auditor as a public document.

Allen, Green + Williamson, LLP

ALLEN, GREEN & WILLIAMSON, LLP

Monroe, Louisiana
December 28, 2022



ALLEN, GREEN & WILLIAMSON, LLP

CERTIFIED PUBLIC ACCOUNTANTS

P. O. Box 6075

Monroe, LA 71211-6075

2441 Tower Drive

Monroe, LA 71201

Telephone: (318) 388-4422

Fax: (318) 388-4664

Toll-free: (888) 741-0205

Partners: Tim Green, CPA
Aimee Buchanan, CPA

Principal: Cindy Thomason, CPA

Audit Managers: Amy Tynes, CPA, CFE
Margie Williamson, CPA
Jennie Henry, CPA, CFE

In-Charges: Crystal Patterson, CPA
Sandra Harper, CPA

Ernest L. Allen, CPA
(Retired) 1963 - 2000

Report on Compliance For Each Major Federal Program; Report on Internal Control Over Compliance; and Report on Schedule of Expenditures of Federal Awards Required by the Uniform Guidance

Independent Auditor's Report

Board Members
LaSalle Parish School Board
Jena, Louisiana

Report on Compliance for Each Major Federal Program

Opinion on Each Major Federal Program

We have audited LaSalle Parish School Board's compliance with the types of compliance requirements identified as subject to audit in the *OMB Compliance Supplement* that could have a direct and material effect on each of the School Board's major federal programs for the year ended June 30, 2022. The School Board's major federal programs are identified in the summary of auditor's results section of the accompanying schedule of findings and questioned costs.

In our opinion, the School Board complied, in all material respects, with the compliance requirements referred to above that could have a direct and material effect on each of its major federal programs for the year ended June 30, 2022.

Basis for Opinion on Each Major Federal Program

We conducted our audit of compliance in accordance with auditing standards generally accepted in the United States of America (GAAS); the standards applicable to financial audits contained in *Government Auditing Standards* issued by the Comptroller General of the United States (*Government Auditing Standards*); and the audit requirements of Title 2 U.S. Code of Federal Regulations Part 200, *Uniform Administrative Requirements, Cost Principles, and Audit Requirements for Federal Awards* (Uniform Guidance). Our responsibilities under those standards and the Uniform Guidance are further described in the Auditor's Responsibilities for the Audit of Compliance section of our report.

We are required to be independent of the School Board and to meet our other ethical responsibilities, in accordance with relevant ethical requirements relating to our audit. We believe that the audit evidence we have obtained is sufficient and appropriate to provide a basis for our opinion on compliance for each major federal program. Our audit does not provide a legal determination of the School Board's compliance with the compliance requirements referred to above.

Responsibilities of Management for Compliance

Management is responsible for compliance with the requirements referred to above and for the design, implementation, and maintenance of effective internal control over compliance with the requirements of laws, statutes, regulations, rules and provisions of contracts or grant agreements applicable to the School Board's federal programs.

Auditor's Responsibilities for the Audit of Compliance

Our objectives are to obtain reasonable assurance about whether material noncompliance with the compliance requirements referred to above occurred, whether due to fraud or error, and express an opinion on the School Board's compliance based on our audit. Reasonable assurance is a high level of assurance but is not absolute assurance and therefore is not a guarantee that an audit conducted in accordance with GAAS, *Government Auditing Standards*, and the Uniform Guidance will always detect material noncompliance when it exists. The risk of not detecting material noncompliance resulting from fraud is higher than for that resulting from error, as fraud may involve collusion, forgery, intentional omissions, misrepresentations, or the override of internal control. Noncompliance with the compliance requirements referred to above is considered material, if there is a substantial likelihood that, individually or in the aggregate, it would influence the judgement made by a reasonable user of the report on compliance about the School Board's compliance with the requirements of each major federal program as a whole.

In performing an audit in accordance with GAAS, *Government Auditing Standards*, and the Uniform Guidance, we

- Exercise professional judgement and maintain professional skepticism throughout the audit.
- Identify and assess the risks of material noncompliance, whether due to fraud or error, and design and perform audit procedures responsive to those risks. Such procedures include examining, on a test basis, evidence regarding the School Board's compliance with the compliance requirements referred to above and performing such other procedures as we considered necessary in the circumstances.
- Obtain an understanding of the School Board's internal control over compliance relevant to the audit in order to design audit procedures that are appropriate in the circumstances, and to test and report on internal control over compliance in accordance with the Uniform Guidance, but not for the purpose of expressing an opinion on the effectiveness of the School Board's internal control over compliance. Accordingly, no such opinion is expressed.

We are required to communicate with those charged with governance regarding, among other matters, the planned scope and timing of the audit, and any significant deficiencies and material weaknesses in internal control over compliance that we identified during the audit.

Report on Internal Control Over Compliance

A deficiency in internal control over compliance exists when the design or operation of a control over compliance does not allow management or employees, in the normal course of performing their assigned functions, to prevent, or detect and correct, noncompliance with a type of compliance requirement of a federal program on a timely basis. A *material weakness in internal control over compliance* is a deficiency, or combination of deficiencies, in internal control over compliance, such that there is a reasonable possibility that material noncompliance with a type of compliance requirement of a federal program will not be prevented, or detected and corrected, on a timely basis. A *significant deficiency in internal control over compliance* is a deficiency, or a combination of deficiencies, in internal control over compliance with a type of compliance requirement of a federal program that is less severe than a material weakness in internal control over compliance, yet important enough to merit attention by those charged with governance.

Our consideration of internal control over compliance was for the limited purpose described in the Auditor's Responsibilities for the Audit of Compliance section above and was not designed to identify all deficiencies in internal control over compliance that might be material weaknesses or significant deficiencies in internal control over compliance. Given these limitations, during our audit we did not identify any deficiencies in internal control over compliance that we consider to be material weaknesses, as defined above. However, material weaknesses or significant deficiencies in internal control over compliance may exist that were not identified.

Our audit was not designed for the purpose of expressing an opinion on the effectiveness of internal control over compliance. Accordingly, no such opinion is expressed.

The purpose of this report on internal control over compliance is solely to describe the scope of our testing of internal control over compliance and the results of that testing based on the requirements of the Uniform Guidance. Accordingly, this report is not suitable for any other purpose. Under Louisiana Revised Statute 24:513, this report is distributed by the Office of the Louisiana Legislative Auditor as a public document.

Report on Schedule of Expenditures of Federal Awards Required by the Uniform Guidance

We have audited the financial statements of the governmental activities, each major fund, and the aggregate remaining fund information of the School Board, as of and for the year ended June 30, 2022, and the related notes to the financial statements, which collectively comprise the School Board's basic financial statements. We issued our report thereon dated December 28, 2022, which contained unmodified opinions on those financial statements. Our audit was conducted for the purpose of forming opinions on the financial statements that collectively comprise the basic financial statements. The accompanying schedule of expenditures of federal awards is presented for purposes of additional analysis as required by the Uniform Guidance and is not a required part of the basic financial statements. Such information is the responsibility of management and was derived from and relates directly to the underlying accounting and other records used to prepare the basic financial statements. The information has been subjected to the auditing procedures applied in the audit of the basic financial statements. The information has been subjected to the auditing procedures applied in the audit of the basic financial statements and certain additional procedures, including comparing and reconciling such information directly to the underlying accounting and other records used to prepare the basic financial statements or to the basic financial statements themselves, and other additional procedures in accordance with auditing standards generally accepted in the United States of America. In our opinion, the schedule of expenditures of federal awards is fairly stated in all material respects in relation to the basic financial statements as a whole.

Allen, Green + Williamson, LLP

ALLEN, GREEN & WILLIAMSON, LLP

Monroe, Louisiana
December 28, 2022

**LaSalle Parish School Board
Schedule of Expenditures of Federal Awards
For the Year Ended June 30, 2022**

FEDERAL GRANTOR/PASS-THROUGH GRANTOR/PROGRAM OR CLUSTER TITLE	Federal Assistance Listing Number	Pass-Through Entity Identifying Number	Total Federal Expenditures
United States Department of Agriculture			
Passed Through Louisiana Department of Education:			
Child Nutrition Cluster:			
Non Cash Assistance (Commodities):			
Food Distribution National School Lunch	10.555	N/A	\$ 175,924
Cash Assistance:			
School Breakfast Program	10.553	N/A	386,355
National School Lunch Program	10.555	N/A	1,256,988
School Programs Emergency Operational Cost Reimbursement Program	10.555	N/A	127,419
Supply Chain Assistance	10.555	N/A	<u>60,560</u>
Total Child Nutrition Cluster:			\$ 2,007,246
Local Level P-EBT Administrative Grant Payments	10.649	N/A	<u>3,063</u>
Total United States Department of Agriculture			<u>2,010,309</u>
United States Department of Education			
Passed Through Louisiana Department of Education:			
Title I Grants to Local Educational Agencies			
	84.010A	28-22-T1-30	576,869
	84.010A	28-21-RD19-30	73,605
	84.010A	28-22-DSS-30	<u>40,813</u>
			691,287
Special Education Cluster:			
Grants to States (IDEA Part B)	84.027A	28-22-B1-30	523,328
Preschool Grants	84.173A	28-22-P1-30	19,476
IDEA 611 Set Aside	84.027A	28-21-IISA-30	<u>3,179</u>
Total Special Education Cluster			545,983
Title II - Supportong Effective Instruction State Grant	84.367A	28-22-50-30	119,657
Title IV - Student Support and Academic Enrichment	84.424A	28-22-71-30	47,787
Career and Technical Education Basic Grant to States	84.048A	28-22-02-30	18,412
Title V - Rural Education	84.358B	28-22-RLIS-30	61,948
Comprehensive Literacy Development CLSD-UIR A B-5	84.371C	28-20-CCUB-30	43,513
Comprehensive Literacy Development CLSD-UIR A K-5	84.371C	28-20-CCUK-30	<u>73,626</u>
Education for Homeless Children & Youth	84.196A	28-22-MVH1-30	90,789
COVID-19 Homeless Youth ARP	84.425W	28-21-MVAR-30	71,267
COVID-19 Education Stabilization Fund (ESSER 1 - Formula)	84.425D	28-20-ESRF-30	25
COVID-19 Education Stabilization Fund (ESSER 1 - Incentive)	84.425D	28-20-ESRI-30	7,125
COVID-19 Education Stabilization Fund (ESSER II - Formula)	84.425D	28-20-ES2F-30	537,799
COVID-19 Education Stabilization Fund (ESSER III EB Interventions)	84.425U	28-20-ESEB-30	281,454
COVID-19 Education Stabilization Fund (ESSER III - Formula)	84.425U	28-21-ES3F-30	628,649
COVID-19 Education Stabilization Fund (ESSER III Incentive)	84.425U	28-21-ES3I-30	<u>1,151</u>
Total United States Department of Education			<u>1,527,470</u>
United States Department of Health & Human Services			<u>3,220,472</u>
Passed Through Louisiana Department of Education:			
Child Care & Development Block Grant (CCDF Cluster)			
	93.575	28-21-CO-30	5,071
Passed Through Louisiana Workforce Commission:			
Temporary Assistance For Needy Families - Jobs for America's Graduates (TANF cluster)			
	93.558	Unknown	79,401
Total United States Department of Health & Human Services			<u>84,472</u>
United States Department of Homeland Security			
Passed Through Louisiana Department of Homeland Security and Emergency Preparedness:			
Disaster Grants - Public Assistance (Severe Storms, Tornadoes, & Flooding) FEMA			
	97.036	FEMA-4263-PA-LA	70,516
Total United States Department of Homeland Security			<u>70,516</u>
TOTAL EXPENDITURES OF FEDERAL AWARDS			<u>\$ 5,385,769</u>

The accompanying notes are an integral part of this schedule

LaSalle Parish School Board
Notes to the Schedule of Expenditures of Federal Awards
For the Year Ended June 30, 2022

NOTE 1 - BASIS OF PRESENTATION The accompanying Schedule of Expenditures of Federal Awards includes the federal award activity of the LaSalle Parish School Board (the "School Board") under programs of the federal government for the year ended June 30, 2022. The information in this Schedule is presented in accordance with the requirements of Title 2 U.S. *Code of Federal Regulations* Part 200, *Uniform Administrative Requirements, Cost Principles, and Audit Requirements for Federal Awards* (Uniform Guidance). Because the schedule presents only a selected portion of the operations of the School Board, it is not intended to and does not present the financial position or change in net position of the School Board.

NOTE 2 - SUMMARY OF SIGNIFICANT ACCOUNTING POLICIES The accompanying Schedule of Expenditures of Federal Awards is presented using the modified accrual basis of accounting, which is described in Note 1 of the Notes to the Basic Financial Statements of the School Board's Annual Comprehensive Financial Report. Such expenditures are recognized following the cost principles contained in the Uniform Guidance wherein certain types of expenditures are not allowable or are limited as to reimbursement.

NOTE 3 - RELATIONSHIP TO THE BASIC FINANCIAL STATEMENTS Federal awards expended are reported in the School Board's basic financial statements as follows:

	Federal Sources
Major Funds:	
General fund	\$ 70,516
Education Stabilization	1,527,470
Nonmajor Funds:	
School Food Service	2,010,309
Title I	691,287
Special Education	551,054
Career and Technical Grants	97,813
Miscellaneous Grants	437,320
Total	\$ 5,385,769

NOTE 4 - RELATIONSHIP TO FEDERAL FINANCIAL REPORTS Amounts reported in the accompanying schedule agree with the amounts reported in the related federal financial reports except for changes made to reflect amounts in accordance with accounting principles generally accepted in the United States of America.

NOTE 5 - MATCHING REVENUES For those funds that have matching revenues and state funding, federal expenditures were determined by deducting matching revenues from total expenditures.

NOTE 6 - NONCASH PROGRAMS The commodities received, which are noncash revenues, are valued using prices provided by the United States Department of Agriculture.

NOTE 7 - INDIRECT COST RATE The School Board has elected not to use the 10-percent de minimis indirect cost rate allowed under the Uniform Guidance.

**LaSalle Parish School Board
Schedule of Findings and Questioned Costs
For the Year Ended June 30, 2022**

PART I - Summary of the Auditor's Results

Financial Statement Audit

- i. The type of audit report issued was unmodified.
- ii. There were no significant deficiencies identified that are required to be disclosed by *Government Auditing Standards* issued by the Comptroller General of the United States.
- iii. There was one instances of noncompliance as defined by Government Auditing Standards, to the financial statements.

Audit of Federal Awards

- iv. There were no significant deficiencies identified that are required to be disclosed by the Uniform Guidance.
- v. The type of report the auditor issued on compliance for major programs was unmodified.
- vi. The audit disclosed no audit findings which the auditor is required to report under the Uniform Guidance.
- vii. The major federal programs are:
 - Child Nutrition Cluster:
 - School Breakfast Program CFDA #10.553
 - National School Lunch Program CFDA #10.555
 - Education Stabilization Fund CFDA #84.425
- viii. The dollar threshold used to distinguish between Type A and Type B programs as described in the Uniform Guidance was \$750,000.
- ix. The auditee does qualify as a low-risk auditee under the Uniform Guidance.

**LaSalle Parish School Board
Schedule of Findings and Questioned Costs
For the Year Ended June 30, 2022**

Part II – Findings related to the financial statements which are required to be reported in accordance with Government Auditing Standards generally accepted in the United States of America:

Reference # and title: **2022-001** **Publishing Emergency Declarations**

Entity-wide or program/department specific: This finding is entity-wide.

Criteria or specific requirement: In accordance with R.S. 38:2212(P) after an emergency has been certified at a public meeting, the public bid law may be waived provided that notice was given to the public by publishing in the official journal within 10 days of declaring the emergency.

Condition found: The school board declared an emergency on October 7, 2021 to purchase air conditioners/mini splits due to a non functioning air conditioner at one of the schools. This declaration was not published in the official journal.

Context: Four bids were tested and this was the only exception noted.

Possible asserted effect (cause and effect):

Cause: No one was assigned the responsibility of publishing the notice.

Effect: The notice of public emergency was not published in the official journal.

Recommendation to prevent future occurrences: Management should assign someone the responsibility to ensure that the public notice is published in the official journal within 10 days.

View of responsible official: The Maintenance Supervisor informed the board of the immediate need for a school's air conditioning system to be replaced which resulted in the board calling a special board meeting . At the special board meeting, the board declared an emergency at the school and then authorized the Maintenance Supervisor to collect quotes to repair the air conditioning system. At the time, no person was assigned responsibility of ensuring the public notice was placed in the official journal. The Maintenance Supervisor then followed bid law by collecting an adequate number of quotes and presenting to the board for approval at a later date. The following of bid law contradicted the need for emergency declaration.

The Board Secretary has been assigned the responsibility of ensuring public notices for emergency declarations are published in the official journal, and board training is scheduled in January 2022 covering R.S. 38:2212(P).



Jonny S. Fryar
President

P.O. Box 90
Jena, Louisiana 71342
(318) 992-2161

Janet Tullos
Superintendent

Corrective Action Plan for Current Year Findings and Questioned Costs

Reference # and title: 2022-001 Publishing Emergency Declarations

Condition found: The school board declared an emergency on October 7, 2021, to purchase air conditioners/mini-splits due to a nonfunctioning air conditioning system at one of the schools. This declaration was not published in the official journal.

Corrective action planned: The Board Secretary has been assigned responsibility of ensuring the public notice is published in the official journal within 10 days. The Board Secretary's relationship as liaison between board, management, and the official journal facilitates completion of board actions requiring public notice.


The Supervisor overseeing the emergency must provide the Board Secretary with the necessary information to draft the emergency declaration.

Upcoming board training shall review R.S. 38:2212(P) to ensure only emergencies that require the waiver of public bid law are declared and the specific requirements therein.

Person responsible for corrective action plan:

Bridgette Gaines, Board Secretary
LaSalle Parish School Board
3012 N First St
Jena, LA 71342

Anticipated Completion Date: February 1, 2022


Janet Tullos, Superintendent

AGREED-UPON PROCEDURES



ALLEN, GREEN & WILLIAMSON, LLP

CERTIFIED PUBLIC ACCOUNTANTS

P. O. Box 6075

Monroe, LA 71211-6075

2441 Tower Drive
Monroe, LA 71201

Telephone: (318) 388-4422

Fax: (318) 388-4664

Toll-free: (888) 741-0205

Partners: Tim Green, CPA
Aimee Buchanan, CPA

Principal: Cindy Thomason, CPA

Audit Managers: Amy Tynes, CPA, CFE
Margie Williamson, CPA
Jennie Henry, CPA, CFE

In-Charges: Crystal Patterson, CPA
Sandra Harper, CPA

Ernest L. Allen, CPA
(Retired) 1963 - 2000

INDEPENDENT ACCOUNTANT'S REPORT ON APPLYING STATEWIDE AGREED-UPON PROCEDURES

Board Members
LaSalle Parish School Board
Jena, Louisiana

We have performed the procedures enumerated below on the control and compliance (C/C) areas identified in the Louisiana Legislative Auditor's (LLA's) Statewide Agreed-Upon Procedures (SAUPs) for the fiscal year ended June 30, 2022. LaSalle Parish School Board's management is responsible for those C/C areas identified in the SAUPs.

The School Board has agreed to and acknowledged that the procedures performed are appropriate to meet the intended purpose of the engagement, which is to perform specified procedures on the C/C areas identified in LLA's SAUPs for the fiscal year ended June 30, 2022. Additionally, LLA has agreed to and acknowledged that the procedures performed are appropriate for its purposes. This report may not be suitable for any other purpose. The procedures performed may not address all the items of interest to a user of this report and may not meet the needs of all users of this report and, as such, users are responsible for determining whether the procedures performed are appropriate for their purposes.

The procedures and associated findings are as follows:

Written Policies and Procedures

1. Obtain and inspect the entity's written policies and procedures and observe whether they address each of the following categories and subcategories if applicable to public funds and the entity's operations
 - a) **Budgeting**, including preparing, adopting, monitoring, and amending the budget.
 - b) **Purchasing**, including (1) how purchases are initiated; (2) how vendors are added to the vendor list; (3) the preparation and approval process of purchase requisitions and purchase orders; (4) controls to ensure compliance with the Public Bid Law; and (5) documentation required to be maintained for all bids and price quotes.
 - c) **Disbursements**, including processing, reviewing, and approving.

- d) **Receipts/Collections**, including receiving, recording, and preparing deposits. Also, policies and procedures should include management's actions to determine the completeness of all collections for each type of revenue or agency fund additions (e.g., periodic confirmation with outside parties, reconciliation to utility billing after cutoff procedures, reconciliation of traffic ticket number sequences, agency fund forfeiture monies confirmation).
- e) **Payroll/Personnel**, including (1) payroll processing, (2) reviewing and approving time and attendance records, including leave and overtime worked, and (3) approval process for employee(s) rate of pay or approval and maintenance of pay rate schedules.
- f) **Contracting**, including (1) types of services requiring written contracts, (2) standard terms and conditions, (3) legal review, (4) approval process, and (5) monitoring process.
- g) **Credit Cards (and debit cards, fuel cards, P-Cards, if applicable)**, including (1) how cards are to be controlled, (2) allowable business uses, (3) documentation requirements, (4) required approvers of statements, and (5) monitoring card usage (e.g., determining the reasonableness of fuel card purchases).
- h) **Travel and Expense Reimbursement**, including (1) allowable expenses, (2) dollar thresholds by category of expense, (3) documentation requirements, and (4) required approvers.
- i) **Ethics** including (1) the prohibitions as defined in Louisiana Revised Statute (R.S.) 42:1111-1121, (2) actions to be taken if an ethics violation takes place, (3) system to monitor possible ethics violations, and (4) a requirement that documentation is maintained to demonstrate that all employees and officials were notified of any changes to the entity's ethics policy.
- j) **Debt Service**, including (1) debt issuance approval, (2) continuing disclosure/EMMA reporting requirements, (3) debt reserve requirements, and (4) debt service requirements.
- k) **Information Technology Disaster Recovery/Business Continuity**, including (1) identification of critical data and frequency of data backups, (2) storage of backups in a separate physical location isolated from the network, (3) periodic testing/verification that backups can be restored, (4) use of antivirus software on all systems, (5) timely application of all available system and software patches/updates, and (6) identification of personnel, processes, and tools needed to recover operations after a critical event.
- l) **Sexual Harassment**, including R.S. 42:342-344 requirements for (1) agency responsibilities and prohibitions, (2) annual employee training, and (3) annual reporting.

Comment: No exceptions were noted as a result of applying the agreed upon procedures.

Board or Finance Committee

- 2. Obtain and inspect the board/finance committee minutes for the fiscal period, as well as the board's enabling legislation, charter, bylaws, or equivalent document in effect during the fiscal period, and:
 - a) Observe that the board/finance committee met with a quorum at least monthly, or on a frequency in accordance with the board's enabling legislation, charter, bylaws, or other equivalent document.
 - b) For those entities reporting on the governmental accounting model, observe whether the minutes referenced or included monthly budget-to-actual comparisons on the general fund, quarterly budget-to-actual, at a minimum, on proprietary funds, and semi-annual budget-to-actual, at a minimum, on all special revenue funds. *Alternately, for those entities reporting on the nonprofit accounting model, observe that the minutes referenced or included financial activity relating to public funds if those public funds comprised more than 10% of the entity's collections during the fiscal period.*
 - c) For governmental entities, obtain the prior year audit report and observe the unassigned fund balance in the general fund. If the general fund had a negative ending unassigned fund balance in the prior year audit

report, observe that the minutes for at least one meeting during the fiscal period referenced or included a formal plan to eliminate the negative unassigned fund balance in the general fund.

Comment: No exceptions were noted as a result of applying the agreed upon procedures.

Bank Reconciliations

3. Obtain a listing of entity bank accounts for the fiscal period from management and management's representation that the listing is complete. Ask management to identify the entity's main operating account. Select the entity's main operating account and randomly select 4 additional accounts (or all accounts if less than 5). Randomly select one month from the fiscal period, obtain and inspect the corresponding bank statement and reconciliation for each selected account, and observe that:
 - a) Bank reconciliations include evidence that they were prepared within 2 months of the related statement closing date (e.g., initialed and dated or electronically logged);
 - b) Bank reconciliations include evidence that a member of management/board member who does not handle cash, post ledgers, or issue checks has reviewed each bank reconciliation (e.g., initialed and dated, electronically logged); and
 - c) Management has documentation reflecting it has researched reconciling items that have been outstanding for more than 12 months from the statement closing date, if applicable.

Comment: No exceptions were noted as a result of applying the agreed upon procedures.

Collections (excluding electronic funds transfers)

4. Obtain a listing of deposit sites for the fiscal period where deposits for cash/checks/money orders (cash) are prepared and management's representation that the listing is complete. Randomly select 5 deposit sites (or all deposit sites if less than 5).
5. For each deposit site selected, obtain a listing of collection locations and management's representation that the listing is complete. Randomly select one collection location for each deposit site (i.e., 5 collection locations for 5 deposit sites), obtain and inspect written policies and procedures relating to employee job duties (if no written policies or procedures, inquire of employees about their job duties) at each collection location, and observe that job duties are properly segregated at each collection location such that:
 - a) Employees responsible for cash collections do not share cash drawers/registers.
 - b) Each employee responsible for collecting cash is not responsible for preparing/making bank deposits, unless another employee/official is responsible for reconciling collection documentation (e.g., pre-numbered receipts) to the deposit.
 - c) Each employee responsible for collecting cash is not responsible for posting collection entries to the general ledger or subsidiary ledgers, unless another employee/official is responsible for reconciling ledger postings to each other and to the deposit.
 - d) The employee(s) responsible for reconciling cash collections to the general ledger and/or subsidiary ledgers, by revenue source and/or agency fund additions, are not responsible for collecting cash, unless another employee/official verifies the reconciliation.
6. Obtain from management a copy of the bond or insurance policy for theft covering all employees who have access to cash. Observe the bond or insurance policy for theft was enforced during the fiscal period.

7. Randomly select two deposit dates for each of the 5 bank accounts selected for procedure #3 under “Bank Reconciliations” above (select the next deposit date chronologically if no deposits were made on the dates randomly selected and randomly select a deposit if multiple deposits are made on the same day). *Alternately, the practitioner may use a source document other than bank statements when selecting the deposit dates for testing, such as a cash collection log, daily revenue report, receipt book, etc.* Obtain supporting documentation for each of the 10 deposits and:
 - a) Observe that receipts are sequentially pre-numbered.
 - b) Trace sequentially pre-numbered receipts, system reports, and other related collection documentation to the deposit slip.
 - c) Trace the deposit slip total to the actual deposit per the bank statement.
 - d) Observe the deposit was made within one business day of receipt at the collection location (within one week if the depository is more than 10 miles from the collection location or the deposit is less than \$100 and the cash is stored securely in a locked safe or drawer).
 - e) Trace the actual deposit per the bank statement to the general ledger.

Comment: No exceptions were noted as a result of applying the agreed upon procedures.

Non-Payroll Disbursements (excluding card purchases/payments, travel reimbursements, and petty cash purchases)

8. Obtain a listing of locations that process payments for the fiscal period and management’s representation that the listing is complete. Randomly select 5 locations (or all locations if less than 5).
9. For each location selected under #8 above, obtain a listing of those employees involved with non-payroll purchasing and payment functions. Obtain written policies and procedures relating to employee job duties (if the agency has no written policies and procedures, inquire of employees about their job duties), and observe that job duties are properly segregated such that:
 - a) At least two employees are involved in initiating a purchase request, approving a purchase, and placing an order/making the purchase.
 - b) At least two employees are involved in processing and approving payments to vendors.
 - c) The employee responsible for processing payments is prohibited from adding/modifying vendor files, unless another employee is responsible for periodically reviewing changes to vendor files.
 - d) Either the employee/official responsible for signing checks mails the payment or gives the signed checks to an employee to mail who is not responsible for processing payments.

[Note: Exceptions to controls that constrain the legal authority of certain public officials (e.g., mayor of a Lawrason Act municipality) should not be reported.]
10. For each location selected under #8 above, obtain the entity’s non-payroll disbursement transaction population (excluding cards and travel reimbursements) and obtain management’s representation that the population is complete. Randomly select 5 disbursements for each location, obtain supporting documentation for each transaction, and:
 - a) Observe whether the disbursement matched the related original itemized invoice and supporting documentation indicates deliverables included on the invoice were received by the entity.
 - b) Observe whether the disbursement documentation included evidence (e.g., initial/date, electronic logging) of segregation of duties tested under #9, as applicable.

Comment: No exceptions were noted as a result of applying the agreed upon procedures.

Credit Cards/Debit Cards/Fuel Cards/P-Cards

11. Obtain from management a listing of all active credit cards, bank debit cards, fuel cards, and P-cards (cards) for the fiscal period, including the card numbers and the names of the persons who maintained possession of the cards. Obtain management's representation that the listing is complete.
12. Using the listing prepared by management, randomly select 5 cards (or all cards if less than 5) that were used during the fiscal period. Randomly select one monthly statement or combined statement for each card (for a debit card, randomly select one monthly bank statement), obtain supporting documentation, and:
 - a) Observe whether there is evidence that the monthly statement or combined statement and supporting documentation (e.g., original receipts for credit/debit card purchases, exception reports for excessive fuel card usage) were reviewed and approved, in writing (or electronically approved), by someone other than the authorized card holder. [Note: Requiring such approval may constrain the legal authority of certain public officials (e.g., mayor of a Lawrason Act municipality); these instances should not be reported.]
 - b) Observe that finance charges and late fees were not assessed on the selected statements.
13. Using the monthly statements or combined statements selected under #12 above, excluding fuel cards, randomly select 10 transactions (or all transactions if less than 10) from each statement, and obtain supporting documentation for the transactions (i.e., each card should have 10 transactions subject to testing). For each transaction, observe it is supported by (1) an original itemized receipt that identifies precisely what was purchased, (2) written documentation of the business/public purpose, and (3) documentation of the individuals participating in meals (for meal charges only). For missing receipts, the practitioner should describe the nature of the transaction and note whether management had a compensating control to address missing receipts, such as a "missing receipt statement" that is subject to increased scrutiny.

Comment: No exceptions were noted as a result of applying the agreed upon procedures.

Travel and Travel-Related Expense Reimbursements (excluding card transactions)

14. Obtain from management a listing of all travel and travel-related expense reimbursements during the fiscal period and management's representation that the listing or general ledger is complete. Randomly select 5 reimbursements, obtain the related expense reimbursement forms/prepaid expense documentation of each selected reimbursement, as well as the supporting documentation. For each of the 5 reimbursements selected:
 - a) If reimbursed using a per diem, observe the approved reimbursement rate is no more than those rates established either by the State of Louisiana or the U.S. General Services Administration (www.gsa.gov). If reimbursed using actual costs, observe the reimbursement is supported by an original itemized receipt that identifies precisely what was purchased.
 - b) Observe each reimbursement is supported by documentation of the business/public purpose (for meal charges, observe that the documentation includes the names of those individuals participating) and other documentation required by written policy (procedure #1h).
 - c) Observe each reimbursement was reviewed and approved, in writing, by someone other than the person receiving reimbursement.

Comment: No exceptions were noted as a result of applying the agreed upon procedures.

Contracts

15. Obtain from management a listing of all agreements/contracts for professional services, materials and supplies, leases, and construction activities that were initiated or renewed during the fiscal period. *Alternately, the practitioner may use an equivalent selection source, such as an active vendor list.* Obtain management's representation that the listing is complete. Randomly select 5 contracts (or all contracts if less than 5) from the listing, excluding the practitioner's contract, and:
 - a) Observe whether the contract was bid in accordance with the Louisiana Public Bid Law (e.g., solicited quotes or bids, advertised), if required by law.
 - b) Observe whether the contract was approved by the governing body/board, if required by policy or law (e.g., Lawrason Act, Home Rule Charter).
 - c) If the contract was amended (e.g., change order), observe the original contract terms provided for such an amendment and that amendments were made in compliance with the contract terms (e.g., if approval is required for any amendment, was approval documented).
 - d) Randomly select one payment from the fiscal period for each of the 5 contracts, obtain the supporting invoice, agree the invoice to the contract terms, and observe the invoice and related payment agreed to the terms and conditions of the contract.

Comment: No exceptions were noted as a result of applying the agreed upon procedures.

Payroll and Personnel

16. Obtain a listing of employees and officials employed during the fiscal period and management's representation that the listing is complete. Randomly select 5 employees or officials, obtain related paid salaries and personnel files, and agree paid salaries to authorized salaries/pay rates in the personnel files.
17. Randomly select one pay period during the fiscal period. For the 5 employees or officials selected under #16 above, obtain attendance records and leave documentation for the pay period, and:
 - a) Observe all selected employees or officials documented their daily attendance and leave (e.g., vacation, sick, compensatory). (Note: Generally, officials are not eligible to earn leave and do not document their attendance and leave. However, if the official is earning leave according to a policy and/or contract, the official should document his/her daily attendance and leave.)
 - b) Observe whether supervisors approved the attendance and leave of the selected employees or officials.
 - c) Observe any leave accrued or taken during the pay period is reflected in the entity's cumulative leave records.
 - d) Observe the rate paid to the employees or officials agree to the authorized salary/pay rate found within the personnel file.
18. Obtain a listing of those employees or officials that received termination payments during the fiscal period and management's representation that the list is complete. Randomly select two employees or officials, obtain related documentation of the hours and pay rates used in management's termination payment calculations and the entity's policy on termination payments. Agree the hours to the employee or officials' cumulative leave records, agree the pay rates to the employee or officials' authorized pay rates in the employee or officials' personnel files, and agree the termination payment to entity policy.

19. Obtain management's representation that employer and employee portions of third-party payroll related amounts (e.g., payroll taxes, retirement contributions, health insurance premiums, garnishments, workers' compensation premiums, etc.) have been paid, and any associated forms have been filed, by required deadlines.

Comment: No exceptions were noted as a result of applying the agreed upon procedures.

Ethics

20. Using the 5 randomly selected employees/officials from procedure #16 under "Payroll and Personnel" above, obtain ethics documentation from management, and:
 - a. Observe whether the documentation demonstrates each employee/official completed one hour of ethics training during the fiscal period.
 - b. Observe whether the entity maintains documentation which demonstrates each employee and official were notified of any changes to the entity's ethics policy during the fiscal period, as applicable.

Comment: No exceptions were noted as a result of applying the agreed upon procedures.

Debt Service

21. Obtain a listing of bonds/notes and other debt instruments issued during the fiscal period and management's representation that the listing is complete. Select all debt instruments on the listing, obtain supporting documentation, and observe State Bond Commission approval was obtained for each debt instrument issued.
22. Obtain a listing of bonds/notes outstanding at the end of the fiscal period and management's representation that the listing is complete. Randomly select one bond/note, inspect debt covenants, obtain supporting documentation for the reserve balance and payments, and agree actual reserve balances and payments to those required by debt covenants (including contingency funds, short-lived asset funds, or other funds required by the debt covenants).

Comment: No exceptions were noted as a result of applying the agreed upon procedures.

Fraud Notice

23. Obtain a listing of misappropriations of public funds and assets during the fiscal period and management's representation that the listing is complete. Select all misappropriations on the listing, obtain supporting documentation, and observe that the entity reported the misappropriation(s) to the legislative auditor and the district attorney of the parish in which the entity is domiciled.
24. Observe the entity has posted, on its premises and website, the notice required by R.S. 24:523.1 concerning the reporting of misappropriation, fraud, waste, or abuse of public funds.

Comment: No exceptions were noted as a result of applying the agreed upon procedures.

Information Technology Disaster Recovery/Business Continuity

25. Perform the following procedures,
- a) Obtain and inspect the entity's most recent documentation that it has backed up its critical data (if no written documentation, inquire of personnel responsible for backing up critical data) and observe that such backup occurred within the past week. If backups are stored on a physical medium (e.g., tapes, CDs), observe evidence that backups are encrypted before being transported.
 - b) Obtain and inspect the entity's most recent documentation that it has tested/verified that its backups can be restored (if no written documentation, inquire of personnel responsible for testing/verifying backup restoration) and observe evidence that the test/verification was successfully performed within the past 3 months.
 - c) Obtain a listing of the entity's computers currently in use and their related locations, and management's representation that the listing is complete. Randomly select 5 computers and observe while management demonstrates that the selected computers have current and active antivirus software and that the operating system and accounting system software in use are currently supported by the vendor.

Comment: We performed the procedure and discussed the results with management.

Sexual Harassment

26. Using the 5 randomly selected employees/officials from procedure #16 under "Payroll and Personnel" above, obtain sexual harassment training documentation from management, and observe the documentation demonstrates each employee/official completed at least one hour of sexual harassment training during the calendar year.
27. Observe the entity has posted its sexual harassment policy and complaint procedure on its website (or in a conspicuous location on the entity's premises if the entity does not have a website).
28. Obtain the entity's annual sexual harassment report for the current fiscal period, observe that the report was dated on or before February 1, and observe it includes the applicable requirements of R.S. 42:344:
- a) Number and percentage of public servants in the agency who have completed the training requirements;
 - b) Number of sexual harassment complaints received by the agency;
 - c) Number of complaints which resulted in a finding that sexual harassment occurred;
 - d) Number of complaints in which the finding of sexual harassment resulted in discipline or corrective action; and
 - e) Amount of time it took to resolve each complaint.

Comment: Sexual harassment report was dated September 1, 2022 so the report was not prepared timely.

Management's response: Management was not aware of the law requiring mandatory reports until 2022 and the annual report was completed as soon as practicable.

The Title IX Coordinator is responsible for completing the annual sexual harassment report and will monitor training for the fiscal period to ensure public servants complete the necessary training requirements in accordance with R.S. 42:344. The annual report will be presented to the Superintendent for approval on or before February 1 and be available to the public.

We were engaged by the LaSalle Parish School Board to perform this agreed-upon procedures engagement and conducted our engagement in accordance with attestation standards established by the American Institute of Certified Public Accountants and applicable standards of *Government Auditing Standards* issued by the United State Comptroller General. We were not engaged to and did not conduct an examination or review engagement, the objective of which would be the expression of an opinion or conclusion, respectively, on those C/C areas identified in the SAUPs. Accordingly, we do not express such an opinion or conclusion. Had we performed additional procedures, other matters might have come to our attention that would have been reported to you.

We are required to be independent of the School Board and to meet our other ethical responsibilities, in accordance with the relevant ethical requirements related to our agreed-upon procedures engagement.

This report is intended solely to describe the scope of testing performed on those C/C areas identified in the SAUPs, and the result of that testing, and not to provide an opinion on control or compliance. Accordingly, this report is not suitable for any other purpose. Under Louisiana Revised Statute 24:513, this report is distributed by the LLA as a public document.

A handwritten signature in cursive script that reads "Allen, Green & Williamson, LLP". The signature is written in dark ink and is positioned above the typed name of the firm.

Allen, Green & Williamson, LLP
Monroe, Louisiana
December 28, 2022

AGREED-UPON PROCEDURES



ALLEN, GREEN & WILLIAMSON, LLP

CERTIFIED PUBLIC ACCOUNTANTS

P. O. Box 6075
Monroe, LA 71211-6075

2441 Tower Drive
Monroe, LA 71201

Telephone: (318) 388-4422

Fax: (318) 388-4664

Toll-free: (888) 741-0205

Partners: Tim Green, CPA
Aimee Buchanan, CPA

Principal: Cindy Thomason, CPA

Audit Managers: Amy Tynes, CPA, CFE
Margie Williamson, CPA
Jennie Henry, CPA, CFE

In-Charges: Crystal Patterson, CPA
Sandra Harper, CPA

Ernest L. Allen, CPA
(Retired) 1963 - 2000

INDEPENDENT ACCOUNTANT'S REPORT ON APPLYING BESE AGREED-UPON PROCEDURES

Board Members
LaSalle Parish School Board
Jena, Louisiana

We have performed the procedures enumerated below on the performance and statistical data accompanying the annual financial statements of the LaSalle Parish School Board, for fiscal year ended June 30, 2022. LaSalle Parish School Board's management is responsible for the performance and statistical data.

Management of the LaSalle Parish School Board and the Louisiana Department of Education, and the Legislative Auditor, State of Louisiana (the specified parties) have agreed to and acknowledged that the procedures performed are appropriate to meet the intended purpose of assisting users to determine whether the specified schedules are free of obvious errors and omissions as provided by the Board of Elementary and Secondary Education (BESE) in compliance with Louisiana Revised Statute 24:514(I). This report may not be suitable for any other purpose. The procedures performed may not address all items of interest to a user of this report and may not meet the needs of all users of this report and, as such, users are responsible for determining whether the procedures performed are appropriate for their purposes.

Our procedures and findings relate to the accompanying schedules of supplemental information and are as follows:

General Fund Instructional and Support Expenditures and Certain Local Revenue Sources (Schedule 1)

1. We selected a random sample of 25 transactions and reviewed supporting documentation to determine if the sampled expenditures/revenues are classified correctly and are reported in the proper amounts for each of the following amounts reported on the schedule:
 - Total General Fund Instructional Expenditures,
 - Total General Fund Equipment Expenditures,
 - Total Local Taxation Revenue,
 - Total Local Earnings on Investment in Real Property,
 - Total State Revenue in Lieu of Taxes,
 - Nonpublic Textbook Revenue, and
 - Nonpublic Transportation Revenue.

Comment: There were no exceptions noted as a result of applying agreed upon procedures.

Class Size Characteristics (Schedule 2)

2. We obtained a list of classes by school, school type, and class size as reported on the schedule. We then traced a random sample of ten classes to the October 1st roll books for those classes and observed that the class was properly classified on the schedule.

Comment: Seven exceptions noted where the roll book enrollment did not agree to the enrollment in Edlink.

Management's response: The Attendance/SIS Coordinator continues to research the discrepancies between Edlink and the student information system (SIS). The seven exceptions noted involve students transferring to another school or enrolling in homeschool after October 1st. Initial research indicates that once a child transfers, they no longer appear in Edlink reports no matter the date range used. We require the assistance of our SIS software vendor and Edlink to fully understand the cause of the discrepancy.

Education Levels/Experience of Public School Staff (No Schedule)

3. We obtained October 1st PEP data submitted to the Department of Education (or equivalent listing prepared by management), including full-time teachers, principals, and assistant principals by classification, as well as their level of education and experience, and obtained management's representation that the data/listing was complete. We then selected a sample of 25 individuals, traced to each individual's personnel file, and observed that each individual's education level and experience was properly classified on the PEP data or equivalent listing prepared by management.

Comment: One exception was noted where a teacher with a master's degree was listed as a bachelor's degree in the PEP report.

Management response: The Personnel Director has corrected the error in the student information system used to upload education level to the Department of Education. The financial software correctly listed the teacher with a master's degree and the teacher was paid appropriately during the period.

Public School Staff Data: Average Salaries (No Schedule)

4. We obtained June 30th PEP data submitted to the Department of Education (or equivalent listing provided by management) of all classroom teachers, including base salary, extra compensation, and ROTC or rehired retiree status, as well as full-time equivalents, and obtained management's representation that the data/listing was complete. We then selected a sample of 25 individuals, traced to each individual's personnel file, and observed that each individual's salary, extra compensation, and full-time equivalents were properly included on the PEP data (or equivalent listing prepared by management).

Comment: There were no exceptions noted as a result of applying agreed upon procedures.

We were engaged by LaSalle Parish School Board to perform this agreed-upon procedures engagement and conducted our engagement in accordance with attestation standards established by the American Institute of Certified Public Accountants and applicable standards of *Government Auditing Standards*, issued by the United States Comptroller General. We were not engaged to and did not conduct an examination or review engagement, the objective of which would be the expression of an opinion or conclusion, respectively, on the performance and statistical data. Accordingly, we do not express such an opinion or conclusion. Had we performed additional procedures, other matters might have come to our attention that would have been reported to you.

We are required to be independent of LaSalle Parish School Board and to meet our other ethical responsibilities, in accordance with the relevant ethical requirements related to our agreed-upon procedures engagement.

The purpose of this report is solely to describe the scope of testing performed on the performance and statistical data accompanying the annual financial statements of the LaSalle Parish School Board, as required by Louisiana Revised Statute 24:514(I) and the results of the testing, and not to provide an opinion on the sufficiency of the procedures. Accordingly, this report is not suitable for any other purpose. Under Louisiana Revised Statute 24:513, this report is distributed by the Legislative Auditor as a public document.

Allen, Green & Williamson, LLP

ALLEN, GREEN & WILLIAMSON, LLP
Monroe, Louisiana
December 28, 2022

**LASALLE PARISH SCHOOL BOARD
JENA, LOUISIANA**

**General Fund Instructional and Support Expenditures
and Certain Local Revenue Sources
For the Year Ended June 30, 2022**

<u>General Fund Instructional and Equipment Expenditures</u>	Column A	Column B
General Fund Instructional Expenditures:		
Teacher and Student Interaction Activities:		
Classroom Teacher Salaries	\$ 8,687,650	
Other Instructional Staff Salaries	1,337,581	
Instructional Staff Employee Benefits	5,737,529	
Purchased Professional and Technical Services	77,926	
Instructional Materials and Supplies	410,710	
Instructional Equipment	-	
Total Teacher and Student Interaction Activities	-	\$ 16,251,396
Other Instructional Activities		120,533
Pupil Support Services	933,299	
Less: Equipment for Pupil Support Services	-	
Net Pupil Support Services		933,299
Instructional Staff Services	1,234,344	
Less: Equipment for Instructional Staff Services	-	
Net Instructional Staff Services		1,234,344
School Administration	2,041,202	
Less: Equipment for School Administration	-	
Net School Administration		2,041,202
Total General Fund Instructional Expenditures (Total of Column B)		\$ 20,580,774
Total General Fund Equipment Expenditures (Object 730; Function Series 1000-4000)		\$ -
 <u>Certain Local Revenue Sources</u>		
Local Taxation Revenue:		
Ad valorem Taxes		
Constitutional Ad Valorem Taxes	\$ 417,476	
Renewable Ad Valorem Tax	3,655,912	
Debt Service Ad Valorem Tax	-	
Up to 1% of Collections by the Sheriff on Taxes Other than School Taxes	132,700	
Result of Court Ordered Settlement (Ad Valorem)	-	
Penalties/Interest on Ad Valorem Taxes	-	
Taxes Collected Due to Tax Incremental Financing (TIF)(Ad Valorem)	-	
Sales Taxes		
Sales and Use Taxes - Gross	8,486,429	
Sales/Use Taxes - Court Settlement	-	
Penalties/Interest on Sales/Use Taxes	-	
Sales/Use Taxes Collected Due to TIF	-	
Total Local Taxation Revenue		\$ 12,692,517
Local Earnings on Investment in Real Property:		
Earnings from 16th Section Property	\$ 1,800	
Earnings from Other Real Property	-	
Total Local Earnings on Investment in Real Property		\$ 1,800
State Revenue in Lieu of Taxes:		
Revenue Sharing - Constitutional Tax	\$ 19,022	
Revenue Sharing - Other Taxes	58,300	
Revenue Sharing - Excess Portion	-	
Other Revenue in Lieu of Taxes	-	
Total State Revenue in Lieu of Taxes		\$ 77,322
Nonpublic Textbook Revenue		-
Nonpublic Transportation Revenue		\$ -

LASALLE PARISH SCHOOL BOARD
Jena, Louisiana

Class Size Characteristics
As of October 1, 2021

School Type	Class Size Range							
	1 - 20		21 - 26		27 - 33		34+	
	Percent	Number	Percent	Number	Percent	Number	Percent	Number
Elementary	89.5%	332	10.5%	39	0.0%	0	0.0%	0
Elementary Activity Classes	81.6%	40	6.1%	3	2.0%	1	10.2%	5
Middle/Jr. High	77.0%	151	23.0%	45	0.0%	0	0.0%	0
Middle/Jr. High Activity Classes	64.3%	18	25.0%	7	10.7%	3	0.0%	0
High	73.4%	223	20.7%	63	5.9%	18	0.0%	0
High Activity Classes	96.3%	77	3.8%	3	0.0%	0	0.0%	0
Combination								
Combination Activity Classes								