

**ST. JOHN THE BAPTIST PARISH COUNCIL  
LAPLACE, LOUISIANA**

**ANNUAL COMPREHENSIVE FINANCIAL REPORT**

**Year Ended December 31, 2021**



**ST. JOHN THE BAPTIST PARISH COUNCIL  
LAPLACE, LOUISIANA**

**ANNUAL COMPREHENSIVE FINANCIAL REPORT**

**Year Ended December 31, 2021**

## TABLE OF CONTENTS

Page No.

### FINANCIAL SECTION

INDEPENDENT AUDITORS' REPORT	1 - 4
REQUIRED SUPPLEMENTARY INFORMATION	
Management's Discussion and Analysis	5 - 15
BASIC FINANCIAL STATEMENTS	
Government-wide Financial Statements:	
Statement of Net Position	16
Statement of Activities	17 - 18
Fund Financial Statements:	
Governmental Funds:	
Balance Sheet	19
Reconciliation of the Governmental Funds	
Balance Sheet to the Statement of Net Position	20
Statement of Revenues, Expenditures, and	
Changes in Fund Balances	21 - 22
Reconciliation of the Statement of Revenues, Expenditures, and Changes in	
Fund Balances of Governmental Funds to the Statement of Activities	23
Proprietary Funds:	
Statement of Net Position	24
Statement of Revenues, Expenses and Changes in Net Position	25
Statement of Cash Flows	26 - 27
Fiduciary Funds:	
Statement of Net Position	28
Statement of Changes in Net Position	29
Notes to Financial Statements	30 - 95
REQUIRED SUPPLEMENTARY INFORMATION OTHER THAN MANAGEMENT'S DISCUSSION AND ANALYSIS	
Schedule of Revenues, Expenditures, and Changes	
in Fund Balances - Budget and Actual – General Fund	96
Schedule of Revenues, Expenditures, and Changes	
in Fund Balances - Budget and Actual – Sales Tax District Fund	97
Schedule of Revenues, Expenditures, and Changes	
in Fund Balances - Budget and Actual – Roads and Bridges Fund	98

REQUIRED SUPPLEMENTARY INFORMATION OTHER THAN MANAGEMENT'S  
DISCUSSION AND ANALYSIS (continued)

Schedule of Revenues, Expenditures, and Changes in Fund Balances - Budget and Actual – 1992 General Obligation Bonds Sinking Fund	99
Schedule of Revenues, Expenditures, and Changes in Fund Balances - Budget and Actual – Hurricane Ida Fund	100
Schedule of Revenues, Expenditures, and Changes in Fund Balances - Budget and Actual – American Recovery Plan Fund	101
Schedule of Revenues, Expenditures, and Changes in Fund Balances - Budget and Actual – Levee Protection	102
Schedule of Changes in Total OPEB Liability and Related Ratios	103
Schedules of Proportionate Share of Net Pension Liability for the Retirement Systems	104
Schedules of Contributions to Each Retirement System Defined Benefit Cost Sharing Plans Only	105
Notes to the Required Supplementary Information	106 - 107

OTHER SUPPLEMENTARY INFORMATION

Schedule of Compensation Paid to St. John the Baptist Parish Council Members	108
Schedule of Compensation, Benefits and Other Payments to the Parish President	109
Justice System Funding Schedule – Receiving Entity – Cash Basis Presentation	110

GOVERNMENTAL FUNDS

Fund Descriptions - Nonmajor Governmental Funds	111 - 113
Combining Balance Sheet - Nonmajor Governmental Funds	114 - 118
Combining Statement of Revenues, Expenditures, and Changes in Fund Balances - Nonmajor Governmental Funds	119 - 123
Schedule of Revenues, Expenditures, and Changes in Fund Balances - Budget and Actual – Health Unit Tax Fund	124
Schedule of Revenues, Expenditures, and Changes in Fund Balances - Budget and Actual – Juvenile Detention Fund	125
Schedule of Revenues, Expenditures, and Changes in Fund Balances - Budget and Actual – Ambulance Fund	126
Schedule of Revenues, Expenditures, and Changes in Fund Balances - Budget and Actual – Convention Center Fund	127
Schedule of Revenues, Expenditures, and Changes in Fund Balances - Budget and Actual – Economic Development Fund	128
Schedule of Revenues, Expenditures, and Changes in Fund Balances - Budget and Actual – 911 Communications District Fund	129
Schedule of Revenues, Expenditures, and Changes in Fund Balances - Budget and Actual – Civil Defense Fund	130
Schedule of Revenues, Expenditures, and Changes in Fund Balances - Budget and Actual - Street Lighting Fund	131
Schedule of Revenues, Expenditures, and Changes in Fund Balances - Budget and Actual – Fire Services Fund	132
Schedule of Revenues, Expenditures, and Changes in Fund Balances - Budget and Actual – Criminal Court Fund	133
Schedule of Revenues, Expenditures, and Changes in Fund Balances - Budget and Actual – Recreation Fund	134
Schedule of Revenues, Expenditures, and Changes in Fund Balances - Budget and Actual – RESTORE Fund	135

GOVERNMENTAL FUNDS (continued)

Schedule of Revenues, Expenditures, and Changes in Fund Balances - Budget and Actual – LASAFE Fund	136
Schedule of Revenues, Expenditures, and Changes in Fund Balances - Budget and Actual – CDBG Fund	137
Schedule of Revenues, Expenditures, and Changes in Fund Balances - Budget and Actual – Hurricane Isaac Fund	138
Schedule of Revenues, Expenditures, and Changes In Fund Balances – Budget and Actual – Hurricane Isaac CDBG Fund	139
Schedule of Revenues, Expenditures, and Changes in Fund Balances - Budget and Actual – Animal Shelter Fund	140
Schedule of Revenues, Expenditures, and Changes in Fund Balances - Budget and Actual – GOMESA Fund	141
Schedule of Revenues, Expenditures, and Changes in Fund Balances - Budget and Actual – Health and Human Services Fund	142
Schedule of Revenues, Expenditures, and Changes in Fund Balances - Budget and Actual – Parishwide Sewerage Sales Tax Reserve Fund	143
Schedule of Revenues, Expenditures, and Changes in Fund Balances - Budget and Actual – Parishwide Sewerage Sales Tax Sinking Fund	144
Schedule of Revenues, Expenditures, and Changes in Fund Balances - Budget and Actual – WVFD Fire Protection Reserve Fund	145
Schedule of Revenues, Expenditures, and Changes in Fund Balances - Budget and Actual – WVFD Fire Protection Sinking Fund	146
Schedule of Revenues, Expenditures, and Changes in Fund Balances - Budget and Actual – 1990 Parishwide Sewerage Construction Phase II Fund	147
Schedule of Revenues, Expenditures, and Changes in Fund Balances - Budget and Actual – 2009 General Obligation Bond Construction Fund	148
Schedule of Revenues, Expenditures, and Changes in Fund Balances - Budget and Actual – 2010 Sewer Bond Construction Fund	149
Schedule of Revenues, Expenditures, and Changes in Fund Balances - Budget and Actual – 2014 General Obligation Bond Construction Fund	150
Schedule of Revenues, Expenditures, and Changes in Fund Balances - Budget and Actual – 2015 General Obligation Bond Construction Fund	151
Schedule of Revenues, Expenditures, and Changes in Fund Balances - Budget and Actual – 2020 General Obligation Bond Construction Fund	152

**STATISTICAL SECTION - (UNAUDITED)**

Statistical Section Index	153
Schedule 1 - Net Position by Component- Last Ten Fiscal Years	154
Schedule 2 - Changes in Net Position- Last Ten Fiscal Years	155 - 156
Schedule 3 - Fund Balances of Governmental Funds- Last Ten Fiscal Years	157
Schedule 4 - Changes in Fund Balances of Governmental Funds- Last Ten Fiscal Years	158
Schedule 5 - Direct and Overlapping Sales Tax Rates - Last Ten Fiscal Years	159
Schedule 6 - Assessed and Estimated Actual Value of Taxable Property- Last Ten Fiscal Years	160
Schedule 7 - Direct and Overlapping Property Tax Rates- Last Ten Fiscal Years	161
Schedule 8 - Principal Property Taxpayers- Current Year and Nine Years Ago	162
Schedule 9 - Property Tax Levies and Collections- Last Ten Fiscal Years	163
Schedule 10 - Ratios of Outstanding Debt by Type- Last Ten Fiscal Years	164
Schedule 11 - Ratios of Net General Bond Debt Outstanding- Last Ten Fiscal Years	165

**STATISTICAL SECTION - (UNAUDITED)** (continued)

Schedule 12 - Direct and Overlapping Governmental Activities Debt as of December 31, 2021	166
Schedule 13 - Legal Debt Margin Information- Last Ten Fiscal Years	167
Schedule 14 - Pledged-Revenue Coverage- Last Ten Fiscal Years	168
Schedule 15 - Demographic and Economic Statistics- Last Ten Fiscal Years	169
Schedule 16 - Principal Employers- Current Year and Nine Years Ago	170
Schedule 17 - Full-Time Equivalent Parish Government Employees by Function/Program- Last Ten Fiscal Years	171
Schedule 18 - Operating Indicators by Function- Last Ten Fiscal Years	172
Schedule 19 - Capital Asset Statistics by Function - Last Ten Fiscal Years	173

**SINGLE AUDIT SECTION**

**SPECIAL REPORTS OF CERTIFIED PUBLIC ACCOUNTANTS AND OTHER SCHEDULES  
REQUIRED BY *GOVERNMENT AUDITING STANDARDS* AND UNIFORM GUIDANCE**

Independent Auditors' Report on Internal Control Over Financial Reporting and on Compliance and Other Matters Based on an Audit of Financial Statements Performed in Accordance with <i>Government Auditing Standards</i>	174 - 175
Independent Auditors' Report on Compliance for Each Major Program and on Internal Control over Compliance Required by the Uniform Guidance	176 -178
Schedule of Expenditures of Federal Awards	179
Notes to the Schedule of Expenditures of Federal Awards	180
Schedule of Findings and Questioned Costs	181 - 184
Summary Schedule of Prior Audit Findings	185

## **INDEPENDENT AUDITORS' REPORT**

To the Honorable President  
and Members of the Council  
St. John the Baptist Parish Council  
LaPlace, Louisiana

### **Report on the Audit of the Financial Statements**

#### ***Opinions***

We have audited the accompanying financial statements of the governmental activities, the business-type activities, the discretely presented component unit, each major fund, and the aggregate remaining fund information of St. John the Baptist Parish Council (the "Parish") as of and for the year ended December 31, 2021, and the related notes to the financial statements, which collectively comprise the Parish's basic financial statements as listed in the table of contents.

In our opinion, the financial statements referred to above present fairly, in all material respects, the respective financial position of the governmental activities, the business-type activities, the discretely presented component unit, each major fund, and the aggregate remaining fund information of the Parish as of December 31, 2021, and the respective changes in financial position and, where applicable, cash flows thereof for the year then ended in accordance with the accounting principles generally accepted in the United States of America.

We did not audit the financial statements of St. John the Baptist Parish Library, which represents 100 percent of the assets, net position, and revenues of the discretely presented component unit as of December 31, 2021, and the respective changes in financial position thereof for the year then ended. Those statements were audited by other auditors whose report has been furnished to us, and our opinion, insofar as it relates to the amounts included for St. John the Baptist Parish Library, is based solely on the report of the other auditors.

#### ***Basis for Opinions***

We conducted our audit in accordance with auditing standards generally accepted in the United States of America and the standards applicable to financial audits contained in *Government Auditing Standards*, issued by the Comptroller General of the United States. Our responsibilities under those standards are further described in the Auditors' Responsibilities for the Audit of the Financial Statements section of our report. We are required to be independent of the Parish and to meet our other ethical responsibilities, in accordance with the relevant ethical requirements relating to our audit. We believe that the audit evidence we have obtained is sufficient and appropriate to provide a basis for our audit opinions.

#### ***Emphasis of Matter Regarding a Correction of an Error***

As discussed in Note 2 to the financial statements, the Parish recorded adjustments to correct errors related to payroll liabilities, unavailable revenue, reclassify special revenue funds to fiduciary funds, and capital assets as of and for the year ended December 31, 2020. Accordingly, the 2020 financial statements have been restated to correct these errors. Our opinion is not modified with respect to this matter.

### ***Responsibilities of Management for the Financial Statements***

Management is responsible for the preparation and fair presentation of these financial statements in accordance with accounting principles generally accepted in the United States of America, and for the design, implementation, and maintenance of internal control relevant to the preparation and fair presentation of financial statements that are free from material misstatement, whether due to fraud or error.

In preparing the financial statements, management is required to evaluate whether there are conditions or events, considered in the aggregate, that raise substantial doubt about the Parish's ability to continue as a going concern for twelve months beyond the financial statement date, including any currently known information that may raise substantial doubt shortly thereafter.

### ***Auditors' Responsibilities for the Audit of the Financial Statements***

Our objectives are to obtain reasonable assurance about whether the financial statements as a whole are free from material misstatement, whether due to fraud or error, and to issue an auditor's report that includes our opinions. Reasonable assurance is a high level of assurance but is not absolute assurance and therefore is not a guarantee that an audit conducted in accordance with generally accepted auditing standards and *Government Auditing Standards* will always detect a material misstatement when it exists. The risk of not detecting a material misstatement resulting from fraud is higher than for one resulting from error, as fraud may involve collusion, forgery, intentional omissions, misrepresentations, or the override of internal control. Misstatements are considered material if there is a substantial likelihood that, individually or in the aggregate, they would influence the judgment made by a reasonable user based on the financial statements.

In performing an audit in accordance with generally accepted auditing standards and *Government Auditing Standards*, we:

- Exercise professional judgment and maintain professional skepticism throughout the audit.
- Identify and assess the risks of material misstatement of the financial statements, whether due to fraud or error, and design and perform audit procedures responsive to those risks. Such procedures include examining, on a test basis, evidence regarding the amounts and disclosures in the financial statements.
- Obtain an understanding of internal control relevant to the audit in order to design audit procedures that are appropriate in the circumstances, but not for the purpose of expressing an opinion on the effectiveness of the Parish's internal control. Accordingly, no such opinion is expressed.
- Evaluate the appropriateness of accounting policies used and the reasonableness of significant accounting estimates made by management, as well as evaluate the overall presentation of the financial statements.
- Conclude whether, in our judgment, there are conditions or events, considered in the aggregate, that raise substantial doubt about the Parish's ability to continue as a going concern for a reasonable period of time.

We are required to communicate with those charged with governance regarding, among other matters, the planned scope and timing of the audit, significant audit findings, and certain internal control-related matters that we identified during the audit.



### ***Required Supplementary Information***

Accounting principles generally accepted in the United States of America require that the Management's Discussion and Analysis, the budgetary comparison information, the Schedule of Changes in Total OPEB Liability and Related Ratios, the Schedule of Proportionate Share of the Net Pension Liability, the Schedule of Contributions to Each Retirement System, and the Notes to Required Supplementary Information be presented to supplement the basic financial statements. Such information is the responsibility of management and, although not a part of the basic financial statements, is required by the Governmental Accounting Standards Board, who considers it to be an essential part of financial reporting for placing the basic financial statements in an appropriate operational, economic, or historical context. We and other auditors have applied certain limited procedures to the required supplementary information in accordance with auditing standards generally accepted in the United States of America, which consisted of inquiries of management about the methods of preparing the information and comparing the information for consistency with management's responses to our inquiries, the basic financial statements, and other knowledge we obtained during our audit of the basic financial statements. We do not express an opinion or provide any assurance on the information because the limited procedures do not provide us with sufficient evidence to express an opinion or provide any assurance.

### ***Supplementary Information***

Our audit was conducted for the purpose of forming opinions on the financial statements that collectively comprise the Parish's basic financial statements. The combining and individual nonmajor fund financial statements, the schedule of compensation paid to St. John the Baptist Parish council members, the schedule of compensation, benefits, and other payments to the parish president, the justice system funding schedule – receiving entity-cash basis presentation, and the schedule of expenditures of federal awards as required by Title 2 U.S. Code of Federal Regulations Part 200, *Uniform Administrative Requirements, Cost Principles, and Audit Requirements for Federal Awards*, are presented for purposes of additional analysis and are not a required part of the basic financial statements. Such information is the responsibility of management and was derived from and relates directly to the underlying accounting and other records used to prepare the basic financial statements. The information has been subjected to the auditing procedures applied in the audit of the basic financial statements and certain additional procedures, including comparing and reconciling such information directly to the underlying accounting and other records used to prepare the basic financial statements or to the basic financial statements themselves, and other additional procedures in accordance with auditing standards generally accepted in the United States of America by us and other auditors. In our opinion, based on our audit and the report of the other auditors, combining and individual nonmajor fund financial statements, the schedule of compensation paid to St. John the Baptist Parish council members, the schedule of compensation, benefits, and other payments to the parish president, the justice system funding schedule – receiving entity-cash basis presentation, and the schedule of expenditures of federal awards are fairly stated, in all material respects, in relation to the basic financial statements as a whole.

### ***Other Information***

Management is responsible for the other information included in the annual report. The other information comprises the introductory and statistical sections but does not include the basic financial statements and our auditors' report thereon. Our opinions on the basic financial statements do not cover the other information, and we do not express an opinion or any form of assurance thereon,

In connection with our audit of the basic financial statements, our responsibility is to read the other information and consider whether a material inconsistency exists between the other information and the basic financial statements, or the other information otherwise appears to be materially misstated. If, based on the work performed, we conclude that an uncorrected material misstatement of the other information exists, we are required to describe it in our report.



### **Other Reporting Required by *Government Auditing Standards***

In accordance with *Government Auditing Standards*, we have also issued our report dated March 31, 2023, on our consideration of the Parish's internal control over financial reporting and on our tests of its compliance with certain provisions of laws, regulations, contracts, and grant agreements and other matters. The purpose of that report is solely to describe the scope of our testing of internal control over financial reporting and compliance and the results of that testing, and not to provide an opinion on the effectiveness of the Parish's internal control over financial reporting or on compliance. That report is an integral part of an audit performed in accordance with *Government Auditing Standards* in considering the Parish's internal control over financial reporting and compliance.

*Postlethwaite & Netterville*

Metairie, Louisiana  
March 31, 2023

## **REQUIRED SUPPLEMENTARY INFORMATION**

**ST. JOHN THE BAPTIST PARISH COUNCIL  
LAPLACE, LOUISIANA  
MANAGEMENT'S DISCUSSION AND ANALYSIS  
For the Year Ended December 31, 2021**

This section of the St. John the Baptist Parish Council's financial report presents our discussion and analysis of the Parish's financial performance during the year that ended on December 31, 2021. Please read it in conjunction with the transmittal letter at the front of this report and the Parish's financial statements, which follow this section.

**FINANCIAL HIGHLIGHTS**

The assets and deferred outflows of resources of St. John the Baptist Parish Council exceeded its liabilities and deferred inflows of resources by approximately \$208 million (net position) at December 31, 2021. Of this amount approximately \$185 million is net investment in capital assets. The Parish has an unrestricted net position (deficit) balance of approximately \$(41.0) million in the governmental activities and \$(7.5) million in its business-type activities that may be used to meet its ongoing obligations. In total, the net position of the Parish decreased in 2021 by approximately \$11.4 million.

As of the close of the current year, the Parish's governmental funds reported combined ending fund balances of approximately \$62.7 million, a decrease of approximately \$18.3 million in comparison with the prior year. At the end of the current year, unassigned fund balance for the General Fund was approximately \$3.7 million, or 35% of the total General Fund expenditures.

The Parish's total debt decreased by approximately \$3.4 million during the current year. This change was due to scheduled debt payments approximately \$7.4 million and additional debt incurred of \$4.0 million.

The Parish has received an allocation of \$4.2 million from the American Rescue Plan Act. The Parish has reported these funds in 2021 as unearned revenue on the governmental funds.

The Parish was struck by Hurricane Ida on August 29, 2021. The storm caused major damage throughout the Parish and increased costs across several funds and departments. The Parish will seek reimbursement of eligible expenditures via the Federal Emergency Management Agency's (FEMA) disaster assistance program.

**OVERVIEW OF THE FINANCIAL STATEMENTS**

This annual report consists of four parts: management's discussion and analysis (this section), the basic financial statements, required supplementary information, and an optional section that presents combining statements for non-major governmental funds. The basic financial statements include two kinds of statements that present different views of the Parish.

The first two statements are government-wide financial statements that provide both long-term and short-term information about the Parish's overall financial status. The remaining statements are fund financial statements that focus on individual parts of the Parish government, reporting the Parish's operations in more detail than the government-wide statements.

**Government-Wide Financial Statements**

The government-wide financial statements report information about the Parish as a whole using accounting methods similar to those used by private-sector companies. The statement of net position includes all of the government's assets, deferred outflows of resources, liabilities, and deferred inflows. All of the current year's revenues and expenses are accounted for in the statement of activities regardless of when cash is received or paid.

**ST. JOHN THE BAPTIST PARISH COUNCIL  
LAPLACE, LOUISIANA  
MANAGEMENT'S DISCUSSION AND ANALYSIS  
For the Year Ended December 31, 2021**

The two government-wide statements report the Parish's net position and how they have changed. The government-wide financial statements are divided into three categories:

- Governmental activities – This category includes most of the Parish's basic services such as public safety, public works, economic development and general government. Sales taxes and property taxes finance most of these activities.
- Business-type activities – This category reflects operations that are financed and operated in a manner similar to private businesses where the Parish charges a fee for services it provides. The Parish's water, sewer, solid waste, and mosquito abatement systems are included here.
- Component Unit – This category includes the St. John Parish Library. This entity is legally separate from the Parish, but the Parish is financially accountable for it. The Library issues separate financial statements and has a year end of December 31. Complete financial statements may be obtained directly from the administrative office of St. John the Baptist Parish Library, 1334 West Airline Highway, LaPlace, Louisiana 70068. See Note 1 for further details.

#### Fund Financial Statements

The fund financial statements provide more detailed information about the Parish's most significant funds – not the Parish as a whole. Funds are accounting devices that the Parish uses to keep track of specific sources of funding and spending for particular purposes. The Parish has many funds to account for the numerous funding sources provided annually. However, the fund financial statements look at the Parish's major funds with all non-major funds presented in total in one column. These statements report governmental activities on a more current basis rather than a long-term basis, indicating sources and uses of funding and resources available for spending in future periods.

The Parish has three types of funds:

*Governmental funds* – Most of the Parish's activities are reported in governmental funds, which focus on how money flows in and out of those funds, the balances that are left at year-end, and the amount available for spending in future periods. These funds are reported using the modified accrual basis of accounting, which measures cash and all other financial assets that can be readily converted to cash.

The relationship between governmental activities reported in the government-wide financial statements and the governmental funds reported in the fund financial statements are reconciled in the fund financial statements.

*Proprietary funds* – Services for which the Parish charges customers a fee are generally reported in proprietary funds. Proprietary funds, like government-wide statements, provide both long and short-term financial information.

The business-type activities reported in the government-wide financial statements are the same as the proprietary funds reported in the fund financial statements, but the latter provide more detail and additional information, such as cash flows.

**ST. JOHN THE BAPTIST PARISH COUNCIL  
LAPLACE, LOUISIANA  
MANAGEMENT'S DISCUSSION AND ANALYSIS  
For the Year Ended December 31, 2021**

*Fiduciary funds* – Resources that are held for the benefit of parties outside the government are reported in fiduciary funds. Fiduciary funds are not reflected in the government-wide financial statements because the resources of those funds are not available to support the Parish's own programs.

Notes to Financial Statements

The notes provide additional information that is essential to a full understanding of the data provided in the government-wide and fund financial statements.

Other Information

In addition to the basic financial statements and accompanying notes, this report also presents certain required supplementary information. The combining statements referred to in connection with nonmajor governmental funds and enterprise funds are presented immediately following the required supplementary information.

**GOVERNMENT-WIDE FINANCIAL ANALYSIS**

As mentioned earlier, the assets and deferred outflows of St. John the Baptist Parish Council exceeded its liabilities and deferred inflows of resources by approximately \$208 million at December 31, 2021. The largest portion (89.1%) of the net position is net investment in capital assets, which reflects capital assets net of any related outstanding debt associated with the acquisition of those assets less any unused proceeds of the debt issued. The Parish uses these capital assets to provide services to its citizens. Consequently, these assets are not available for future spending. Although the Parish's investment in its capital assets is reported net of related debt, it should be noted that the resources needed to repay this debt must be provided from other sources, as the capital assets themselves cannot be used to liquidate these liabilities.

**ST. JOHN THE BAPTIST PARISH COUNCIL  
LAPLACE, LOUISIANA  
MANAGEMENT'S DISCUSSION AND ANALYSIS  
For the Year Ended December 31, 2021**

The following table reflects condensed information on the Parish's net position:

	Statement of Net Position*					
	Governmental		Business-type		Total	
	Activities	Activities	Activities	Activities	Total	Total
	2021	2020	2021	2020	2021	2020
	(as restated)		(as restated)		(as restated)	
<b>Assets</b>						
Current and other assets	\$ 101,937	\$ 92,784	\$ 9,272	\$ 5,483	\$ 111,209	\$ 98,267
Capital assets	<u>106,959</u>	<u>106,369</u>	<u>125,123</u>	<u>128,755</u>	<u>232,082</u>	<u>235,124</u>
Total assets	<u>208,896</u>	<u>199,153</u>	<u>134,395</u>	<u>134,238</u>	<u>343,291</u>	<u>333,391</u>
Deferred outflows	<u>9,555</u>	<u>9,862</u>	<u>3,657</u>	<u>3,404</u>	<u>13,212</u>	<u>13,266</u>
<b>Liabilities</b>						
Long-term liabilities	77,768	85,998	21,657	18,033	99,425	104,031
Other liabilities	<u>30,177</u>	<u>5,111</u>	<u>3,577</u>	<u>5,117</u>	<u>33,754</u>	<u>10,228</u>
Total liabilities	<u>107,945</u>	<u>91,109</u>	<u>25,234</u>	<u>23,150</u>	<u>133,179</u>	<u>114,259</u>
Deferred inflows	<u>11,961</u>	<u>10,138</u>	<u>3,236</u>	<u>2,704</u>	<u>15,197</u>	<u>12,842</u>
<b>Net position</b>						
Net investment in capital assets	68,816	64,117	116,590	122,142	185,406	186,259
Restricted	70,778	61,815	471	555	71,249	62,370
Unrestricted	<u>(41,049)</u>	<u>(18,164)</u>	<u>(7,479)</u>	<u>(10,909)</u>	<u>(48,528)</u>	<u>(29,073)</u>
Total net position	<u>\$ 98,545</u>	<u>\$ 107,768</u>	<u>\$ 109,582</u>	<u>\$ 111,788</u>	<u>\$ 208,127</u>	<u>\$ 219,556</u>

Another portion of St. John the Baptist Parish's net position (34.2%) represents resources that are subject to restrictions on how they may be used. The majority of these restricted assets are the result of recent bond issuances to provide capital improvements to roads, drainage, and water system.

St. John the Baptist Parish's business-type activities net position decreased by approximately \$2.2 million due primarily to increase in long-term liabilities in the current year. The Parish's governmental activities net position decreased approximately \$9.2 million. The decrease in net position of governmental activities is attributed to primarily to an increase in current assets and an increase in liabilities. The Parish increased its reserve for uncollectible accounts related to water sales from approximately \$10.0 million at December 31, 2020 to approximately \$11.4 million at December 31, 2021. The primary cause for the increase was due to an increase in the total receivable balance as well as an increase in the share of that balance representing accounts that were 90 days or more past due.

**ST. JOHN THE BAPTIST PARISH COUNCIL  
LAPLACE, LOUISIANA  
MANAGEMENT'S DISCUSSION AND ANALYSIS  
For the Year Ended December 31, 2021**

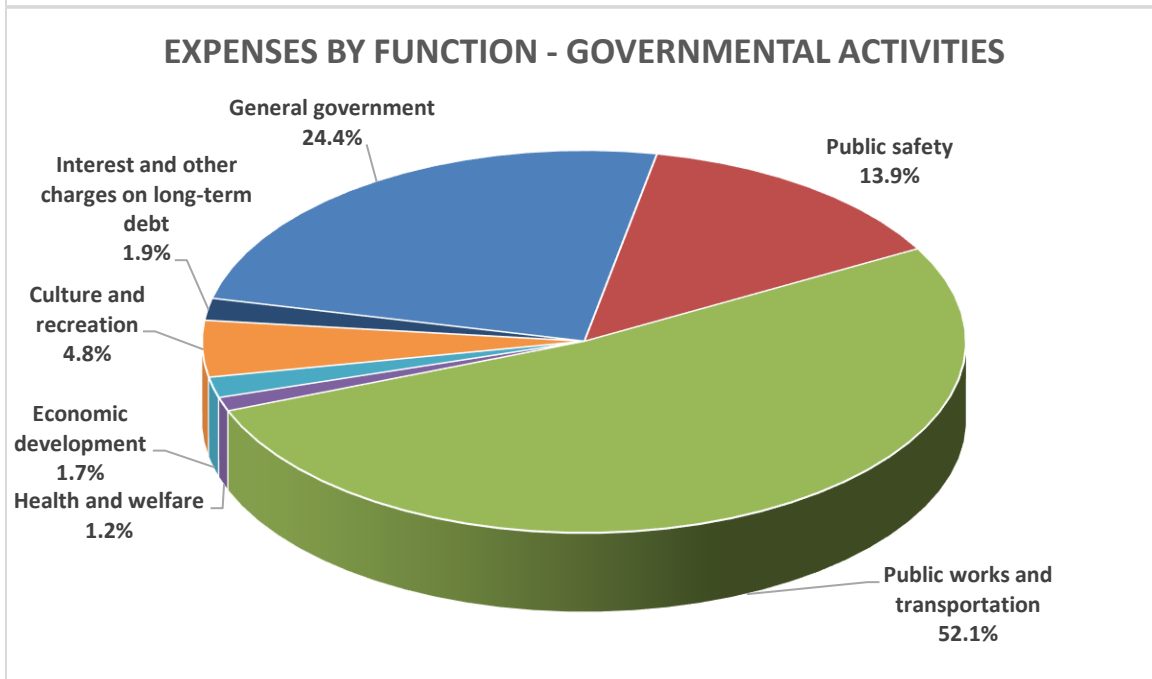
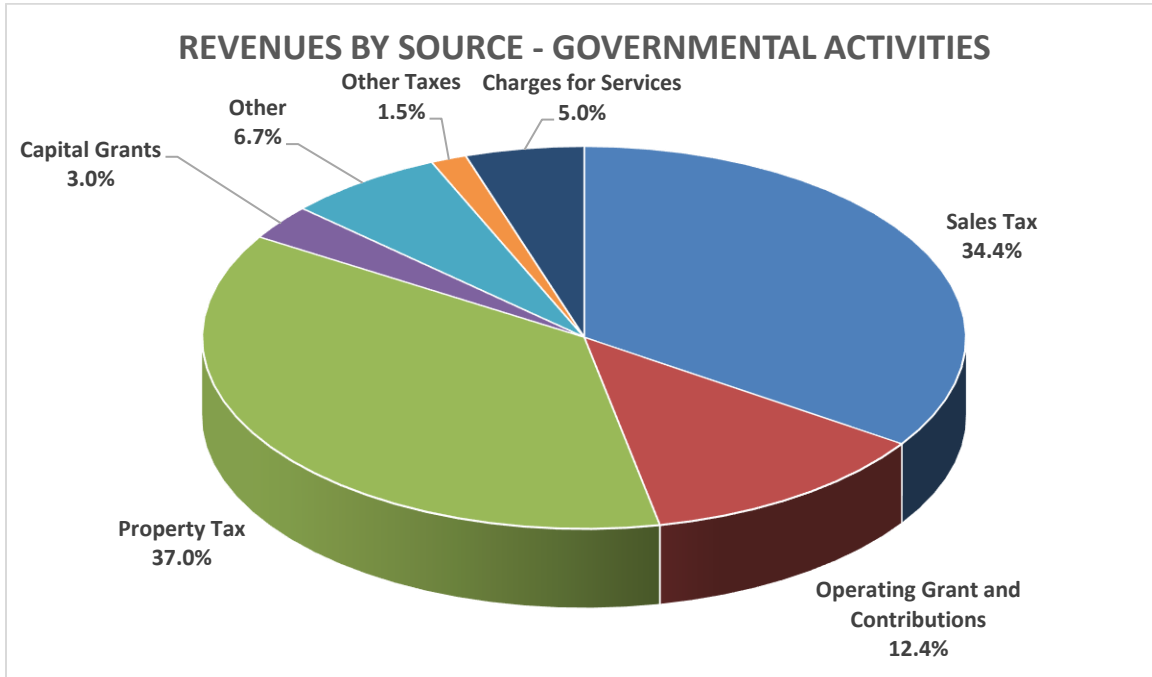
A comparative view of the Parish's total revenues and total expenses for governmental and business-type activities are reflected in the following chart.

	Change in Net Position (in thousands)					
	Governmental Activities		Business-type Activities		Total	
	2021	2020	2021	2020	2021	2020
<b>Revenues</b>						
Program revenues						
Charges for services	\$ 3,594	\$ 3,605	\$ 15,508	\$ 17,541	\$ 19,102	\$ 21,146
Operating grants and contributions	8,883	6,291	-	-	8,883	6,291
Capital grants and contributions	2,130	4,476	-	11,388	2,130	15,864
General revenues						
Property taxes	26,405	29,311	378	396	26,783	29,707
Sales taxes	24,567	22,128	-	-	24,567	22,128
Other taxes	1,078	1,949	-	-	1,078	1,949
Grants and contributions not restricted to specific programs	-	-	230	213	230	213
Other	<u>4,772</u>	<u>1,723</u>	<u>310</u>	<u>228</u>	<u>5,082</u>	<u>1,951</u>
Total revenues	<u>71,429</u>	<u>69,483</u>	<u>16,426</u>	<u>29,766</u>	<u>87,855</u>	<u>99,249</u>
<b>Expenses</b>						
General government	18,463	13,467	-	-	18,463	13,467
Public safety	10,492	9,592	-	-	10,492	9,592
Public works	30,364	16,430	-	-	30,364	16,430
Transportation	9,010	7,933	-	-	9,010	7,933
Health and welfare	885	2,007	-	-	885	2,007
Economic development	1,317	1,113	-	-	1,317	1,113
Culture and recreation	3,602	2,032	-	-	3,602	2,032
Interest on long-term debt	1,406	2,015	-	-	1,406	2,015
Solid waste	-	-	3,590	3,962	3,590	3,962
Mosquito abatement	-	-	815	813	815	813
Water	-	-	10,008	12,044	10,008	12,044
Sewer	-	-	9,333	9,414	9,333	9,414
Total expenses	<u>75,539</u>	<u>54,589</u>	<u>23,746</u>	<u>26,233</u>	<u>99,285</u>	<u>80,822</u>
Excess (deficiency) before transfers	(4,110)	14,894	(7,320)	3,533	(11,430)	18,427
Transfers	<u>(5,113)</u>	<u>(3,494)</u>	<u>5,113</u>	<u>3,494</u>	<u>-</u>	<u>-</u>
Increase (decrease) in net position	(9,223)	11,400	(2,207)	7,027	(11,430)	18,427
Net position— beginning	<u>114,462</u>	<u>103,028</u>	<u>109,604</u>	<u>102,829</u>	<u>224,066</u>	<u>205,857</u>
Prior period adjustment	<u>(6,694)</u>	<u>34</u>	<u>2,185</u>	<u>(252)</u>	<u>(4,509)</u>	<u>(218)</u>
Net position – beginning, as restated	<u>107,768</u>	<u>103,062</u>	<u>111,789</u>	<u>102,577</u>	<u>219,557</u>	<u>205,639</u>
Net position – ending	<u>\$ 98,545</u>	<u>\$ 114,462</u>	<u>\$ 109,582</u>	<u>\$ 109,604</u>	<u>\$ 208,127</u>	<u>\$ 224,066</u>



**ST. JOHN THE BAPTIST PARISH COUNCIL  
LAPLACE, LOUISIANA  
MANAGEMENT'S DISCUSSION AND ANALYSIS  
For the Year Ended December 31, 2021**

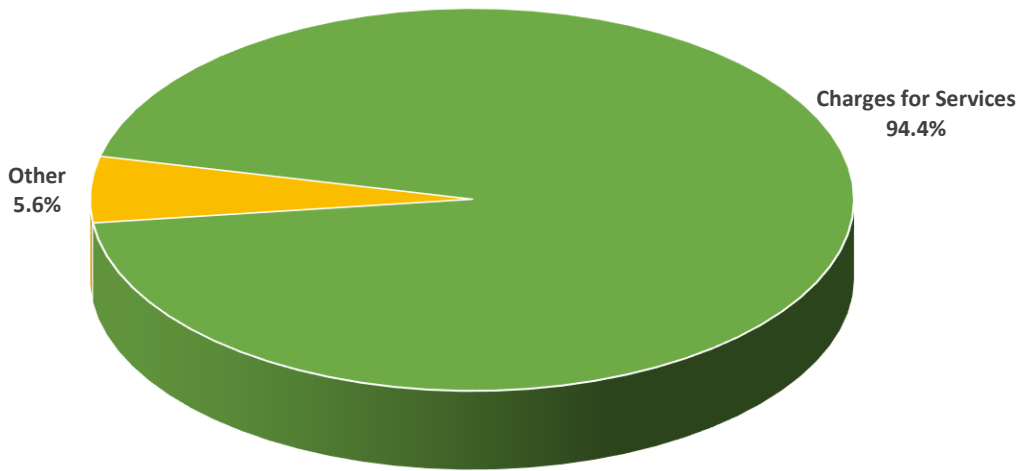
The following charts illustrate the revenues and expense for governmental activities for 2021:



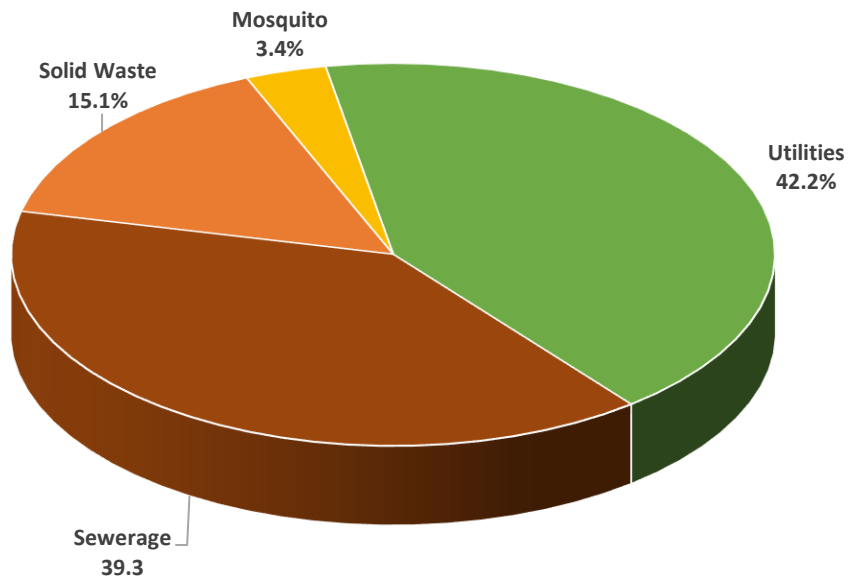
**ST. JOHN THE BAPTIST PARISH COUNCIL  
LAPLACE, LOUISIANA  
MANAGEMENT'S DISCUSSION AND ANALYSIS  
For the Year Ended December 31, 2021**

The Parish's business-type revenues decreased \$13.3 million or 44.8% from the previous year due primarily to a decrease in capital grants and contributions. Charges for services and fees accounted for approximately 94.4% of revenues for business-type activities. The following charts illustrate the revenues and expense for business-type activities for 2021:

**REVENUES BY SOURCE - BUSINESS TYPE ACTIVITIES**



**EXPENSES BY FUND - BUSINESS TYPE ACTIVITIES**



**ST. JOHN THE BAPTIST PARISH COUNCIL  
LAPLACE, LOUISIANA  
MANAGEMENT'S DISCUSSION AND ANALYSIS  
For the Year Ended December 31, 2021**

**FINANCIAL ANALYSIS OF THE GOVERNMENT'S FUNDS**

As noted earlier, St. John the Baptist Parish uses fund accounting to ensure and demonstrate compliance with finance-related legal requirements.

*Governmental funds* – The focus of St. John the Baptist Parish's *governmental funds* is to provide information on near-term inflows, outflows and balances of *spendable* resources. Such information is useful in assessing St. John the Baptist Parish's financing requirements. In particular, *unassigned fund balance* may serve as a useful measure of the government's net resources available for spending at the end of the fiscal year.

As of the end of the current fiscal year, St. John the Baptist Parish's governmental funds reported combined ending fund balances of approximately \$62.7 million, a decrease of approximately \$18.3 million in comparison with the restated prior year. Approximately a negative 36.6% of this total amount (approximately a negative \$22.9 million) constitutes *unassigned fund deficit*. The remainder of fund balance is *nonspendable, restricted, or committed* to indicate that it is not available for new spending because it has already been reserved to liquidate contracts and purchase orders of the prior period, to pay debt service, or to finance capital projects.

The General Fund is the chief operating fund of St. John the Baptist Parish. At the end of the current fiscal year, unassigned fund balance of the General Fund was approximately \$3.7 million, while total fund balance was approximately \$3.8 million. As a measure of the General Fund's liquidity, it may be useful to compare both unassigned fund balance and total fund balance to total fund expenditures. Unassigned fund balance represents 34.8% of total General Fund expenditures, while total fund balance represents 35.8% of that same amount.

The fund balance of St. John the Baptist Parish's General Fund increased by approximately \$11,000 during the current fiscal year due to changes in federal grant revenue and interfund activity.

The Sales Tax District Fund has a restricted fund balance of approximately \$11.8 million as of December 31, 2021. This represents a decrease of approximately \$700,000 which is primarily due to interfund activity exceeding sales tax collections.

The Road and Bridges Fund has a restricted fund balance of approximately \$2.1 million as of December 31, 2021. This represents an increase of approximately \$1.2 million primarily due to a decrease in capital outlay expenditures.

The 1992 General Obligation Bonds Sinking Fund has a restricted fund balance of approximately \$13.4 million as of December 31, 2021. This represents increase of approximately \$3.7 million primarily due to a decrease in debt payments.

The Hurricane Ida Fund has a fund deficit of approximately \$25.7 million as of December 31, 2021. This deficit is due to expenditures relating to the hurricane debris cleanup and disposal exceeding federal grant revenues received in the current year.

The American Recovery Plan Fund has a restricted fund balance of approximately \$2,000 as of December 31, 2021. This represents an increase of approximately \$2,000 due to earnings from investments.

The Levee Protection Fund has a restricted fund balance of approximately \$16.2 million as of December 31, 2021. This represents an increase of approximately \$2.2 million due to increased costs of canal maintenance.

*Propriety funds* – St. John the Baptist Parish's propriety funds provide the same type of information found in the government-wide financial statements, but in more detail.

**ST. JOHN THE BAPTIST PARISH COUNCIL  
LAPLACE, LOUISIANA  
MANAGEMENT'S DISCUSSION AND ANALYSIS  
For the Year Ended December 31, 2021**

**BUDGETARY HIGHLIGHTS**

The Parish's budget is prepared according to Louisiana law. During the course of the year, the Parish revises its budget to take into consideration significant changes in revenues or expenditures. Louisiana Revised Statute 39:1311 requires a budget amendment if either expected revenues are less, or anticipated expenditures in excess, of budgetary goals by 5% or more. The original budget for the Parish was adopted on December 8, 2020 and the final revised budget was adopted on August 25, 2021.

A statement showing the Parish's original and final budget compared with actual operating results is provided in the Comprehensive Annual Financial Report beginning on page 96.

A comparison of actual results as of December 31, 2021 and the original budget for the General Fund are as follows:

	<u>Original Budget</u>	<u>Actual</u>	<u>Difference</u>
Total revenues	\$ 6,398,284	\$ 6,424,139	\$ 25,855
Total expenditures	11,490,513	10,602,448	888,065
Other financing sources	<u>5,168,777</u>	<u>4,189,289</u>	<u>(979,488)</u>
Net change in fund balance	<u>\$ 76,548</u>	<u>\$ 10,980</u>	<u>\$ (65,568)</u>

The variations between the original budget and the final amended budget for the General Fund are as follows:

	<u>Original Budget</u>	<u>Final Budget</u>	<u>Difference</u>
Total revenues	\$ 6,398,284	\$ 6,421,609	\$ 23,325
Total expenditures	11,490,513	11,664,313	(173,800)
Other financing sources	<u>5,168,777</u>	<u>5,168,777</u>	<u>-</u>
Net change in fund balance	<u>\$ 76,548</u>	<u>\$ (73,927)</u>	<u>\$ (150,475)</u>

**ST. JOHN THE BAPTIST PARISH COUNCIL**  
**LAPLACE, LOUISIANA**  
**MANAGEMENT'S DISCUSSION AND ANALYSIS**  
**For the Year Ended December 31, 2021**

**CAPITAL ASSETS AND DEBT ADMINISTRATION**

The Parish's investment in capital assets as of December 31, 2021 for its governmental and business-type activities were approximately \$232 million, net of depreciation as reflected in the schedule below:

Capital Assets  
(in thousands)

	Governmental Activities		Business-type Activities		Total	
	2021	2020	2021	2020	2021	2020
		(as restated)		(as restated)		(as restated)
Land	\$ 4,494	\$ 4,494	\$ 1,719	\$ 1,719	\$ 6,213	\$ 6,213
Buildings	41,570	43,405	9,177	9,570	50,747	52,975
Equipment & fixtures	11,959	10,991	3,080	3,169	15,039	14,160
Infrastructure & drainage	38,781	37,716	104,176	108,875	142,957	146,591
Construction in progress	<u>10,155</u>	<u>9,763</u>	<u>6,972</u>	<u>5,422</u>	<u>17,127</u>	<u>15,185</u>
Total	<u>\$ 106,959</u>	<u>\$ 106,369</u>	<u>\$ 125,124</u>	<u>\$ 128,755</u>	<u>\$ 232,083</u>	<u>\$ 235,124</u>

There was an approximately increase of \$590 thousand (less than 1%) in governmental activities capital assets, net of depreciation expense, which is due primarily to current year acquisitions and increased construction in progress. The capital assets for business-type activities, net of depreciation expense, decreased approximately \$3.6 million or 2.8% primarily due to a decrease in infrastructure. More detailed information on capital assets is included in Note 6 in the notes to the basic financial statements.

**LONG-TERM DEBT**

The Parish had approximately \$61 million in long-term debt as shown in the table below:

Outstanding long-term debt  
(in thousands)

	Governmental Activities		Business-type Activities		Total	
	2021	2020	2021	2020	2021	2020
General obligation bonds	\$ 40,085	\$ 44,925	\$ -	\$ -	\$ 40,085	\$ 44,925
Public improvement bonds	7,580	8,350	-	-	7,580	8,350
Sales tax bonds	1,720	2,120	-	-	1,720	2,120
Finance purchase	86	172	-	-	86	172
Lease liability	525	574	385	273	910	847
Loans	851	924	7,180	4,022	8,031	4,946
Revenue bonds	-	-	2,300	2,590	2,300	2,590
Discount/Premiums	<u>710</u>	<u>865</u>	<u>-</u>	<u>-</u>	<u>710</u>	<u>865</u>
Total	<u>\$ 51,557</u>	<u>\$ 57,930</u>	<u>\$ 9,865</u>	<u>\$ 6,885</u>	<u>\$ 61,422</u>	<u>\$ 64,815</u>

The Parish's long-term debt decreased by approximately \$3.4 million. This change was due to scheduled debt payments.

More detailed information on long term obligations and debt is included in Note 9 in the notes to the basic financial statements.

**ST. JOHN THE BAPTIST PARISH COUNCIL  
LAPLACE, LOUISIANA  
MANAGEMENT'S DISCUSSION AND ANALYSIS  
For the Year Ended December 31, 2021**

**ECONOMIC FACTORS AND NEXT YEAR'S BUDGETS AND RATES**

According to the Bureau of Labor Statistics, at the end of 2021, St. John the Baptist Parish's unemployment rate was at 3.7% compared to the statewide rate of 4.4% and the nationwide rate of 3.9%.

During the course of the year, the Parish revises its budget to take into consideration significant changes in revenues and expenditures. Louisiana Revised Statute 39:1311 requires that the budget be revised if either expected revenues are less or anticipated expenditures are in excess of budgetary goals by five percent (5%) or more.

The 2022 Budget was adopted by the Parish Council on December 14, 2021 with parishwide revenues of \$82,623 thousand, not including transfers, and parishwide expenditures of \$99,860 thousand, not including transfers. The proposed shortfall will be supported by fund balance. Included in the total expenditures of \$99,860 thousand, capital expenditures are budgeted at \$25,488 thousand.

**REQUESTS FOR INFORMATION**

This financial report is designed to provide our citizens, taxpayers, customers, and investors and creditors with a general overview of the Parish's finances and to demonstrate the Parish's accountability for the money it receives. If you have questions about this report or need additional information, contact the Parish's Chief Financial Officer at 1811 W. Airline Hwy., LaPlace, LA 70068.

## **BASIC FINANCIAL STATEMENTS**

**ST. JOHN THE BAPTIST PARISH COUNCIL**  
**LAPLACE, LOUISIANA**  
**STATEMENT OF NET POSITION**  
**DECEMBER 31, 2021**

	Primary Government			COMPONENT UNIT
	Governmental Activities	Business-type Activities	Total	LIBRARY
<b>ASSETS</b>				
Cash and cash equivalents	\$ 58,497,281	\$ 1,575,513	\$ 60,072,794	\$ 12,404,036
Inventory, at cost	-	378,839	378,839	-
Receivables, net				
Accounts receivable (net)	334,164	3,865,213	4,199,377	-
Ad valorem taxes	24,364,216	350,563	24,714,779	7,212,773
Sales and use taxes	4,905,432	-	4,905,432	-
Other	1,157,831	-	1,157,831	86,024
Due from other governments	9,031,826	14,274	9,046,100	-
Prepaid items	324,814	149,491	474,305	-
Restricted assets	-	3,391,081	3,391,081	-
Internal balances	1,399,808	(1,399,808)	-	-
Net pension asset	1,921,767	947,034	2,868,801	289,008
Capital assets not being depreciated	14,649,439	8,691,694	23,341,133	-
Capital assets being depreciated, net	92,310,058	116,431,426	208,741,484	2,574,806
<b>TOTAL ASSETS</b>	<b>208,896,636</b>	<b>134,395,320</b>	<b>343,291,956</b>	<b>22,566,647</b>
<b>DEFERRED OUTFLOWS OF RESOURCES</b>				
Deferred amounts related to pension liability	3,372,333	993,191	4,365,524	339,858
Deferred amounts on other post-employment benefits	5,210,881	2,663,678	7,874,559	1,185,520
Deferred amounts related to refunding	972,077	-	972,077	-
<b>TOTAL DEFERRED OUTFLOWS OF RESOURCES</b>	<b>9,555,291</b>	<b>3,656,869</b>	<b>13,212,160</b>	<b>1,525,378</b>
<b>LIABILITIES</b>				
Cash in excess of bank balance	63,871	-	63,871	-
Accounts payable	24,407,711	1,065,634	25,473,345	123,269
Accrued expenses and other liabilities	1,138,057	1,211,591	2,349,648	-
Deposits due others	-	1,300,558	1,300,558	-
Unearned revenues	4,160,292	-	4,160,292	-
Interest payable	407,343	-	407,343	-
Long term liabilities:				
Bonds, leases, compensated absences:				
Due within one year	6,670,466	822,476	7,492,942	-
Due in more than one year	44,886,274	9,042,151	53,928,425	71,839
Other post-employment benefits liability:				
Due within one year	792,750	405,022	1,197,772	119,757
Due in more than one year	22,268,584	11,387,383	33,655,967	2,826,124
Net pension liability	3,150,067	-	3,150,067	-
<b>TOTAL LIABILITIES</b>	<b>107,945,415</b>	<b>25,234,815</b>	<b>133,180,230</b>	<b>3,140,989</b>
<b>DEFERRED INFLOWS OF RESOURCES</b>				
Advance tax payments	3,188,411	52,986	3,241,397	949,455
Deferred amounts related to pension liability	6,394,127	1,968,850	8,362,977	609,387
Deferred amounts on other post-employment benefits	2,378,801	1,213,689	3,592,490	549,768
<b>TOTAL DEFERRED INFLOWS OF RESOURCES</b>	<b>11,961,339</b>	<b>3,235,525</b>	<b>15,196,864</b>	<b>2,108,610</b>
<b>NET POSITION</b>				
Net investment in capital assets	68,816,090	116,590,292	185,406,382	2,574,806
Restricted for:				
Special revenue	55,771,919	-	55,771,919	-
Debt service	15,006,308	470,571	15,476,879	-
Capital projects	-	-	-	-
Book purchases	-	-	-	2,842
Endowment	-	-	-	5,000
Unrestricted (deficit)	(41,049,144)	(7,479,014)	(48,528,158)	16,259,778
<b>TOTAL NET POSITION</b>	<b>\$ 98,545,173</b>	<b>\$ 109,581,849</b>	<b>\$ 208,127,022</b>	<b>\$ 18,842,426</b>

The accompanying notes are an integral part of this financial statement.



**ST. JOHN THE BAPTIST PARISH COUNCIL**  
**LAPLACE, LOUISIANA**  
**STATEMENT OF ACTIVITIES**  
**FOR THE YEAR ENDED DECEMBER 31, 2021**

	<b>Primary Government</b>			
		<b>Program Revenues</b>		
<b>Function/Programs</b>	<b>Expenses</b>	<b>Fees and Charges for Services</b>	<b>Operating Grants and Contributions</b>	<b>Capital Grants and Contributions</b>
<b>Primary Government</b>				
<b>Governmental activities:</b>				
General government	\$ 18,463,486	\$ 3,242,353	\$ 3,878	\$ 394,929
Culture and recreation	3,601,902	-	-	885,269
Economic development	1,317,039	-	24,891	-
Health and welfare	884,486	-	455,755	-
Public safety	10,492,184	351,293	426,138	537,709
Public works	30,363,931	-	7,446,871	312,037
Transportation	9,009,781	-	525,973	-
Interest on long-term debt	1,406,360	-	-	-
Total governmental activities	<u>75,539,169</u>	<u>3,593,646</u>	<u>8,883,506</u>	<u>2,129,944</u>
<b>Business-type activities:</b>				
Solid Waste	3,590,317	3,422,976	-	-
Mosquito	814,664	460,019	-	-
Utilities	10,007,528	6,424,447	-	-
Sewer	9,333,299	5,200,035	-	-
Total business-type activities	<u>23,745,808</u>	<u>15,507,477</u>	<u>-</u>	<u>-</u>
<b>Total primary government</b>	<u>99,284,977</u>	<u>19,101,123</u>	<u>8,883,506</u>	<u>2,129,944</u>
<b>Component Unit:</b>				
Library	<u>\$ 7,585,980</u>	<u>\$ 11,966</u>	<u>\$ -</u>	<u>\$ -</u>

General revenues:  
Ad valorem taxes  
Sales taxes  
Franchise taxes  
Beer taxes  
Severance taxes  
Video poker  
State revenue sharing (unrestricted)  
Grants and contributions not restricted  
Investment earnings  
Other general revenues  
Insurance proceeds  
Loss on impairment  
Loss on sale of capital assets  
Transfers  
Total general revenues and transfers

Change in net position

Net position, beginning of year  
Prior period adjustments  
Net position, beginning of year (as restated)

Net position, December 31, 2021

The accompanying notes are an integral part of this financial statement.

Primary Government			Component Unit
Net (Expense) Revenue and Changes in Net Position			
Governmental Activities	Business-type Activities	Total	Library
\$ (14,822,326)	\$ -	\$ (14,822,326)	\$ -
(2,716,633)	-	(2,716,633)	-
(1,292,148)	-	(1,292,148)	-
(428,731)	-	(428,731)	-
(9,177,044)	-	(9,177,044)	-
(22,605,023)	-	(22,605,023)	-
(8,483,808)	-	(8,483,808)	-
(1,406,360)	-	(1,406,360)	-
(60,932,073)	-	(60,932,073)	-
-	(167,341)	(167,341)	-
-	(354,645)	(354,645)	-
-	(3,583,081)	(3,583,081)	-
-	(4,133,264)	(4,133,264)	-
-	(8,238,331)	(8,238,331)	-
(60,932,073)	(8,238,331)	(69,170,404)	-
-	-	-	(7,574,014)
26,404,719	378,740	26,783,459	8,256,938
24,566,908	-	24,566,908	-
329,036	-	329,036	-
35,397	-	35,397	-
20,174	-	20,174	-
693,799	-	693,799	-
102,493	-	102,493	98,237
-	229,984	229,984	-
472,043	8,655	480,698	8,236
2,825,622	301,272	3,126,894	81,233
1,371,564	-	1,371,564	-
-	-	-	(3,062,793)
-	-	-	(177)
(5,112,744)	5,112,744	-	-
51,709,011	6,031,395	57,740,406	5,381,674
(9,223,062)	(2,206,936)	(11,429,998)	(2,192,340)
114,461,711	109,603,902	224,065,613	21,034,766
(6,693,476)	2,184,883	(4,508,593)	-
107,768,235	111,788,785	219,557,020	21,034,766
\$ 98,545,173	\$ 109,581,849	\$ 208,127,022	\$ 18,842,426

**ST. JOHN THE BAPTIST PARISH COUNCIL**  
**LAPLACE, LOUISIANA**  
**BALANCE SHEET**  
**GOVERNMENTAL FUNDS**  
**DECEMBER 31, 2021**

	<b>General</b>	<b>Sales Tax District</b>	<b>Road and Bridges</b>	<b>1992 General Obligation Bonds Sinking</b>	<b>Hurricane Ida</b>	<b>American Recovery Plan</b>	<b>Levee Protection</b>	<b>Non-Major Governmental Funds</b>	<b>Total Governmental Funds</b>
<b><u>Assets</u></b>									
Cash and cash equivalents	\$ 571,979	\$ 7,846,919	\$ 850,606	\$ 5,503,687	\$ -	\$ 4,162,190	\$ 3,843,775	\$ 35,718,125	\$ 58,497,281
Receivables, net:									
Accounts	108,740	-	-	-	-	-	-	225,424	334,164
Ad valorem taxes	3,704,501	-	35,186	9,129,219	-	-	5,112,675	6,382,635	24,364,216
Sales taxes	13,429	2,097,899	838,230	-	-	-	-	1,955,874	4,905,432
Other taxes	12,312	-	42,621	-	921,774	-	-	181,124	1,157,831
Due from other funds	1,478,502	1,829,607	20,822,660	-	-	-	8,000,000	1,025,538	33,156,307
Due from other governments	-	-	39,662	-	7,427,476	-	-	1,564,688	9,031,826
Prepaid items	106,183	-	101,681	-	-	-	-	116,950	324,814
Total assets	<u>\$ 5,995,646</u>	<u>\$ 11,774,425</u>	<u>\$ 22,730,646</u>	<u>\$ 14,632,906</u>	<u>\$ 8,349,250</u>	<u>\$ 4,162,190</u>	<u>\$ 16,956,450</u>	<u>\$ 47,170,358</u>	<u>\$ 131,771,871</u>
<b><u>Liabilities</u></b>									
Cash in excess of bank balance	\$ -	\$ -	\$ -	\$ -	\$ -	\$ -	\$ -	\$ 63,871	\$ 63,871
Accounts payable	740,708	-	11,957,518	450	10,138,241	-	-	1,570,794	24,407,711
Accrued expenses and other liabilities	394,847	-	213,467	-	-	-	60,050	469,693	1,138,057
Due to other funds	562,442	63	8,317,638	179	21,248,531	-	180	1,627,466	31,756,499
Unearned revenues	-	-	-	-	-	4,160,292	-	-	4,160,292
Total liabilities	<u>1,697,997</u>	<u>63</u>	<u>20,488,623</u>	<u>629</u>	<u>31,386,772</u>	<u>4,160,292</u>	<u>60,230</u>	<u>3,731,824</u>	<u>61,526,430</u>
<b><u>Deferred inflows of resources</u></b>									
Advance tax payments	486,190	-	-	1,193,982	-	-	668,630	839,609	3,188,411
Unavailable revenues	17,565	-	326	43,138	2,662,035	-	24,367	1,597,732	4,345,163
Total deferred inflows of resources	<u>503,755</u>	<u>-</u>	<u>326</u>	<u>1,237,120</u>	<u>2,662,035</u>	<u>-</u>	<u>692,997</u>	<u>2,437,341</u>	<u>7,533,574</u>
<b><u>Fund balances</u></b>									
Nonspendable	106,183	-	101,681	-	-	-	-	116,950	324,814
Restricted	-	11,774,362	2,140,016	13,395,157	-	1,898	16,203,223	27,913,314	71,427,970
Committed	-	-	-	-	-	-	-	13,900,684	13,900,684
Unassigned	3,687,711	-	-	-	(25,699,557)	-	-	(929,755)	(22,941,601)
Total fund balances	<u>3,793,894</u>	<u>11,774,362</u>	<u>2,241,697</u>	<u>13,395,157</u>	<u>(25,699,557)</u>	<u>1,898</u>	<u>16,203,223</u>	<u>41,001,193</u>	<u>62,711,867</u>
Total liabilities, deferred inflows of resources, and fund balances	<u>\$ 5,995,646</u>	<u>\$ 11,774,425</u>	<u>\$ 22,730,646</u>	<u>\$ 14,632,906</u>	<u>\$ 8,349,250</u>	<u>\$ 4,162,190</u>	<u>\$ 16,956,450</u>	<u>\$ 47,170,358</u>	<u>\$ 131,771,871</u>

The accompanying notes are an integral part of this financial statement.

**ST. JOHN THE BAPTIST PARISH COUNCIL**  
**LAPLACE, LOUISIANA**  
**RECONCILIATION OF THE GOVERNMENTAL FUNDS BALANCE SHEET**  
**TO THE STATEMENT OF NET POSITION**  
**DECEMBER 31, 2021**

Total fund balance at December 31, 2021 - governmental funds \$ 62,711,867

Amounts reported for governmental activities in the statement of net position are different because:

Capital assets used in governmental activities are not financial resources and, therefore, are not reported in the governmental funds:

Cost of capital assets at December 31, 2021	\$	318,046,939	
Less: accumulated depreciation as of December 31, 2021		<u>(211,087,442)</u>	106,959,497

Unavailable revenues are deferred in governmental funds but not in governmental activities	4,345,163
--	-----------

Differences between expected and actual experiences, assumption changes and net differences between projected and actual earnings and contributions subsequent to the measurement date for the postretirement benefits (pension and OPEB) are recognized as deferred outflows of resources and deferred inflows of resources on the Statement of Net Position.

Net pension asset	1,921,767
Deferred outflows - pension related	3,372,333
Deferred outflows - OPEB related	5,210,881
Deferred inflows - pension related	(6,394,127)
Deferred inflows - OPEB related	(2,378,801)

Long-term liabilities that are not due and payable in the current period and therefore, are not reported in the governmental funds.

fund liabilities:	
Bonds payable	(49,385,000)
Loans payable	(851,000)
Capital lease obligations	(86,090)
Lease liability	(524,577)
Accrued interest payable	(407,343)
Net pension liability	(3,150,067)
Total OPEB liability	(23,061,334)

Governmental funds report the effect of premiums, discounts, and refundings and similar items when debt is first issued, whereas these amounts are deferred and amortized in the Statement of Activities.

Deferred loss on refunding	972,077
Premiums	<u>(710,073)</u>

Total net position at December 31, 2021 - governmental activities	<u>\$ 98,545,173</u>
---	----------------------

The accompanying notes are an integral part of this financial statement.

**ST. JOHN THE BAPTIST PARISH COUNCIL**  
**LAPLACE, LOUISIANA**  
**STATEMENT OF REVENUES, EXPENDITURES, AND CHANGES IN FUND BALANCES**  
**GOVERNMENTAL FUNDS**  
**FOR THE YEAR ENDED DECEMBER 31, 2021**

	<b>General</b>	<b>Sales Tax District</b>	<b>Road and Bridges</b>	<b>1992 General Obligation Bonds Sinking</b>	<b>Hurricane Ida</b>	<b>American Recovery Plan</b>	<b>Levee Protection</b>	<b>Non-Major Governmental Funds</b>	<b>Total Governmental Funds</b>
<b>Revenues:</b>									
Taxes:									
Ad valorem	\$ 4,107,926	\$ -	\$ 87,363	\$ 10,119,968	\$ -	\$ -	\$ 5,667,122	\$ 7,079,301	\$ 27,061,680
Sales	-	10,424,742	4,242,651	-	-	-	-	9,899,515	24,566,908
Video poker	-	-	-	-	-	-	-	693,799	693,799
Licenses and permits	1,969,255	-	-	-	-	-	-	-	1,969,255
Intergovernmental revenues:									
Federal grants	44,737	-	1,351,960	-	4,765,442	-	-	1,513,210	7,675,349
State funds:									
Parish transportation funds	-	-	525,973	-	-	-	-	-	525,973
State revenue sharing	64,452	-	-	-	-	-	-	38,041	102,493
Other	55,571	-	-	-	-	-	-	512,696	568,267
Local	-	-	-	-	-	-	-	537,709	537,709
Fees, charges, and commissions for services	119,930	-	34,043	-	-	-	-	1,470,418	1,624,391
Fines and forfeitures	-	-	23,874	-	-	-	-	1,261,593	1,285,467
Investment earnings	11,676	14,910	5,403	18,533	-	1,898	24,698	394,925	472,043
Other revenues	50,592	-	124,396	-	250,000	-	-	748,022	1,173,010
<b>Total revenues</b>	<b>6,424,139</b>	<b>10,439,652</b>	<b>6,395,663</b>	<b>10,138,501</b>	<b>5,015,442</b>	<b>1,898</b>	<b>5,691,820</b>	<b>24,149,229</b>	<b>68,256,344</b>

(continued)

**ST. JOHN THE BAPTIST PARISH COUNCIL**  
**LAPLACE, LOUISIANA**  
**STATEMENT OF REVENUES, EXPENDITURES, AND CHANGES IN FUND BALANCES**  
**GOVERNMENTAL FUNDS**  
**FOR THE YEAR ENDED DECEMBER 31, 2021**

	General	Sales Tax District	Road and Bridges	1992 General Obligation Bonds Sinking	Hurricane Ida	American Recovery Plan	Levee Protection	Non-Major Governmental Funds	Total Governmental Funds
<b>Expenditures</b>									
General government	8,044,173	254,907	139,694	385,629	2,682,756	-	3,535,202	2,328,404	17,370,765
Culture and recreation	-	-	-	-	1,400,544	-	-	1,391,547	2,792,091
Economic development	-	-	-	-	30,838	-	-	1,278,498	1,309,336
Health and welfare	270,689	-	-	-	114,439	-	-	430,306	815,434
Public safety	2,113,948	-	-	-	582,554	-	-	7,128,217	9,824,719
Public works	-	-	-	-	27,260,533	-	-	83,733	27,344,266
Transportation	-	-	7,791,837	-	-	-	-	1,214,470	9,006,307
Capital outlay	91,468	-	855,974	-	14,899	-	-	5,627,964	6,590,305
Debt service:									
Principal	-	-	-	4,840,000	-	-	-	1,329,091	6,169,091
Interest	-	-	-	1,197,939	-	-	-	326,896	1,524,835
Lease financing:									
Principal	71,440	-	108,683	-	-	-	-	23,719	203,842
Interest	10,730	-	20,451	-	-	-	-	3,518	34,699
<b>Total expenditures</b>	<u>10,602,448</u>	<u>254,907</u>	<u>8,916,639</u>	<u>6,423,568</u>	<u>32,086,563</u>	<u>-</u>	<u>3,535,202</u>	<u>21,166,363</u>	<u>82,985,690</u>
<b>Excess (deficiency) of revenues over (under) expenditures</b>	(4,178,309)	10,184,745	(2,520,976)	3,714,933	(27,071,121)	1,898	2,156,618	2,982,866	(14,729,346)
<b>Other financing sources (uses):</b>									
Transfers out	(2,341,734)	(10,864,006)	(796,953)	-	-	-	-	(5,727,452)	(19,730,145)
Transfers in	6,446,305	-	4,479,427	-	-	-	-	3,691,669	14,617,401
Insurance proceeds	-	-	-	-	1,371,564	-	-	-	1,371,564
Lease financing proceeds	84,718	-	70,145	-	-	-	-	-	154,863
<b>Total other financing sources (uses)</b>	<u>4,189,289</u>	<u>(10,864,006)</u>	<u>3,752,619</u>	<u>-</u>	<u>1,371,564</u>	<u>-</u>	<u>-</u>	<u>(2,035,783)</u>	<u>(3,586,317)</u>
<b>Net change in fund balance</b>	<u>10,980</u>	<u>(679,261)</u>	<u>1,231,643</u>	<u>3,714,933</u>	<u>(25,699,557)</u>	<u>1,898</u>	<u>2,156,618</u>	<u>947,083</u>	<u>(18,315,663)</u>
<b>Fund balance, beginning</b>	4,151,640	12,453,623	1,010,054	9,680,224	-	-	14,046,605	40,032,861	81,375,007
<b>Prior period adjustments</b>	(368,726)	-	-	-	-	-	-	21,249	(347,477)
<b>Fund balance, beginning as restated</b>	<u>3,782,914</u>	<u>12,453,623</u>	<u>1,010,054</u>	<u>9,680,224</u>	<u>-</u>	<u>-</u>	<u>14,046,605</u>	<u>40,054,110</u>	<u>81,027,530</u>
<b>Fund balance, ending</b>	<u>\$ 3,793,894</u>	<u>\$ 11,774,362</u>	<u>\$ 2,241,697</u>	<u>\$ 13,395,157</u>	<u>\$ (25,699,557)</u>	<u>\$ 1,898</u>	<u>\$ 16,203,223</u>	<u>\$ 41,001,193</u>	<u>\$ 62,711,867</u>

(concluded)

The accompanying notes are an integral part of this financial statement.

**ST. JOHN THE BAPTIST PARISH COUNCIL**  
**LAPLACE, LAOUISIANA**  
**RECONCILIATION OF THE STATEMENT OF REVENUES, EXPENDITURES,**  
**AND CHANGES IN FUND BALANCES OF GOVERNMENTAL FUNDS**  
**TO THE STATEMENT OF ACTIVITIES**  
**FOR THE YEAR ENDED DECEMBER 31, 2021**

Net change in fund balances - governmental funds \$ (18,315,663)

The change in net position reported for governmental activities in the statement of activities is different because:

Governmental funds report capital outlay as expenditures. However, in the statement of activities the cost of those assets is allocated over their estimated useful lives and reported as depreciation expense.

Capital outlay and other capitalized purchases	6,590,305	
Depreciation expense	<u>(5,999,850)</u>	590,455

Revenues in the Statement of Activities that do not provide current financial resources are not reported as revenues in the funds. 1,433,798

Some expenses reported in the Statement of Activities do not require the use of current financial resources and are not reported as expenditures in the governmental funds, but recorded as a payout of a liability in the governmental activity.

Bond principal payments	6,083,000	
Finance purchase payment	86,091	
Proceeds from lease financing	(154,863)	
Lease financing payments	<u>203,842</u>	6,218,070

Some expenses reported in the Statement of Activities do not require the use of current financial resources and, therefore, are not reported as expenditures in governmental funds.

Accrued interest payable on long-term debt	137,271	
Amortization of bond premiums and discounts	154,772	
Amortization of deferred outflow of resources on refunding	(138,869)	
Changes in pension liabilities and related deferred outflows/inflows of resources	1,386,439	
Changes in OPEB liabilities and related deferred outflows/inflows of resources	(689,335)	<u>850,278</u>

Change in net position of governmental activities \$ (9,223,062)

The accompanying notes are an integral part of this financial statement.

**ST. JOHN THE BAPTIST PARISH COUNCIL**  
**LAPLACE, LOUISIANA**  
**STATEMENT OF NET POSITION**  
**PROPRIETARY FUNDS**  
**DECEMBER 31, 2021**

			<u>Non-Major</u>		<u>Total</u> <u>Enterprise Funds</u>
	<u>Utilities</u> <u>System</u>	<u>Sewerage</u>	<u>Solid</u> <u>Waste</u>	<u>Mosquito</u> <u>Abatement</u>	
<b>ASSETS</b>					
<b>Current assets:</b>					
Cash and cash equivalents	\$ 1,160,800	\$ 305,775	\$ 101,156	\$ 7,782	\$ 1,575,513
Receivables, net	3,796,744	2,468	66,001	350,563	4,215,776
Inventory	378,839	-	-	-	378,839
Due from other funds	564,207	4,685,217	3,246,869	442,239	8,938,532
Due from other governments	14,274	-	-	-	14,274
Prepaid items	75,417	74,074	-	-	149,491
<b>Total current assets</b>	<u>5,990,281</u>	<u>5,067,534</u>	<u>3,414,026</u>	<u>800,584</u>	<u>15,272,425</u>
<b>Restricted assets</b>					
Cash and cash equivalents	3,391,081	-	-	-	3,391,081
<b>Total restricted assets</b>	<u>3,391,081</u>	<u>-</u>	<u>-</u>	<u>-</u>	<u>3,391,081</u>
<b>Noncurrent assets</b>					
Capital assets:					
Not being depreciated	6,937,415	1,754,279	-	-	8,691,694
Capital assets, net of depreciation	57,775,943	58,655,483	-	-	116,431,426
Net pension asset	487,893	459,141	-	-	947,034
<b>Total noncurrent assets</b>	<u>65,201,251</u>	<u>60,868,903</u>	<u>-</u>	<u>-</u>	<u>126,070,154</u>
<b>TOTAL ASSETS</b>	<u>74,582,613</u>	<u>65,936,437</u>	<u>3,414,026</u>	<u>800,584</u>	<u>144,733,660</u>
<b>DEFERRED OUTFLOWS OF RESOURCES -</b>					
Deferred amounts related to pension liability	510,779	482,412	-	-	993,191
Deferred amounts related to OPEB liability	1,336,697	1,326,981	-	-	2,663,678
<b>Total deferred outflows of resources</b>	<u>1,847,476</u>	<u>1,809,393</u>	<u>-</u>	<u>-</u>	<u>3,656,869</u>
<b>LIABILITIES</b>					
<b>Current liabilities:</b>					
Accounts payable	538,152	211,353	255,532	60,597	1,065,634
Accrued expenses and other liabilities	748,544	463,047	-	-	1,211,591
Due to other funds	8,628,518	1,709,695	63	64	10,338,340
Bonds and loans payable, current portion	693,000	-	-	-	693,000
Total OPEB liability, current portion	203,300	201,722	-	-	405,022
Lease liability, current portion	96,509	32,967	-	-	129,476
Current liabilities payable from restricted assets:					
Customer deposits	1,300,558	-	-	-	1,300,558
<b>Total current liabilities</b>	<u>12,208,581</u>	<u>2,618,784</u>	<u>255,595</u>	<u>60,661</u>	<u>15,143,621</u>
<b>Long-term liabilities:</b>					
Total other post-employment benefit liability	5,713,465	5,673,918	-	-	11,387,383
Net pension liability	-	-	-	-	-
Bonds and loans payable	8,786,862	-	-	-	8,786,862
Lease liability	206,091	49,198	-	-	255,289
<b>Total long-term liabilities</b>	<u>14,706,418</u>	<u>5,723,116</u>	<u>-</u>	<u>-</u>	<u>20,429,534</u>
<b>TOTAL LIABILITIES</b>	<u>26,914,999</u>	<u>8,341,900</u>	<u>255,595</u>	<u>60,661</u>	<u>35,573,155</u>
<b>DEFERRED INFLOWS OF RESOURCES -</b>					
Advance tax payments	7,137	-	-	45,849	52,986
Deferred amounts related to pension liability	1,012,972	955,878	-	-	1,968,850
Deferred amounts related to OPEB liability	609,601	604,088	-	-	1,213,689
<b>Total deferred inflows of resources</b>	<u>1,629,710</u>	<u>1,559,966</u>	<u>-</u>	<u>45,849</u>	<u>3,235,525</u>
<b>NET POSITION</b>					
Net investment in capital assets	55,721,389	60,868,903	-	-	116,590,292
Restricted:					
Debt service	470,571	-	-	-	470,571
Unrestricted (deficit)	(8,306,580)	(3,024,939)	3,158,431	694,074	(7,479,014)
<b>TOTAL NET POSITION</b>	<u>\$ 47,885,380</u>	<u>\$ 57,843,964</u>	<u>\$ 3,158,431</u>	<u>\$ 694,074</u>	<u>\$ 109,581,849</u>

The accompanying notes are an integral part of this financial statement.



**ST. JOHN THE BAPTIST PARISH COUNCIL**  
**LAPLACE, LOUISIANA**  
**STATEMENT OF REVENUES, EXPENSES, AND CHANGES IN NET POSITION**  
**PROPRIETARY FUNDS**  
**FOR THE YEAR ENDED DECEMBER 31, 2021**

	Utilities System	Sewerage	Non-Major		Total Enterprise Funds
			Solid Waste	Mosquito Abatement	
<b><u>OPERATING REVENUES:</u></b>					
Charges for services	\$ 6,263,961	\$ 4,357,113	\$ -	\$ 460,019	\$ 11,081,093
Fees, charges, and commissions	160,486	842,922	3,422,976	-	4,426,384
Other income	159,788	141,484	-	-	301,272
<b>Total operating revenues</b>	<b>6,584,235</b>	<b>5,341,519</b>	<b>3,422,976</b>	<b>460,019</b>	<b>15,808,749</b>
<b><u>OPERATING EXPENSES:</u></b>					
General administration	1,174,247	516,823	4,750	-	1,695,820
Purification	2,487,062	-	-	-	2,487,062
Distribution	1,221,230	54,488	-	-	1,275,718
Sales and operations	1,947,229	3,303,177	-	-	5,250,406
Plant	-	2,224,851	63	63	2,224,977
Indirect costs	-	-	192,000	-	192,000
Contract services	64,192	44,520	3,393,504	814,601	4,316,817
Depreciation	2,949,879	3,178,770	-	-	6,128,649
<b>Total operating expenses</b>	<b>9,843,839</b>	<b>9,322,629</b>	<b>3,590,317</b>	<b>814,664</b>	<b>23,571,449</b>
<b>LOSS FROM OPERATIONS</b>	<b>(3,259,604)</b>	<b>(3,981,110)</b>	<b>(167,341)</b>	<b>(354,645)</b>	<b>(7,762,700)</b>
<b><u>NON-OPERATING REVENUES (EXPENSES):</u></b>					
Ad valorem tax	-	-	-	378,740	378,740
Grant revenue	229,984	-	-	-	229,984
Interest revenue	6,551	1,112	339	653	8,655
Interest expense	(163,689)	(10,670)	-	-	(174,359)
<b>Total nonoperating revenues (expenses)</b>	<b>72,846</b>	<b>(9,558)</b>	<b>339</b>	<b>379,393</b>	<b>443,020</b>
<b>INCOME (LOSS) BEFORE TRANSFERS</b>	<b>(3,186,758)</b>	<b>(3,990,668)</b>	<b>(167,002)</b>	<b>24,748</b>	<b>(7,319,680)</b>
Transfers in	4,975,364	2,034,861	440,000	45,000	7,495,225
Transfers out	(1,205,274)	(1,088,359)	(64,589)	(24,259)	(2,382,481)
<b>Total transfers</b>	<b>3,770,090</b>	<b>946,502</b>	<b>375,411</b>	<b>20,741</b>	<b>5,112,744</b>
<b>CHANGE IN NET POSITION</b>	<b>583,332</b>	<b>(3,044,166)</b>	<b>208,409</b>	<b>45,489</b>	<b>(2,206,936)</b>
<b><u>NET POSITION</u></b>					
<b>Balance, beginning of year</b>	<b>36,722,262</b>	<b>69,283,033</b>	<b>2,950,022</b>	<b>648,585</b>	<b>109,603,902</b>
<b>Prior period adjustments</b>	<b>10,579,786</b>	<b>(8,394,903)</b>	<b>-</b>	<b>-</b>	<b>2,184,883</b>
<b>Balance, beginning as restated</b>	<b>47,302,048</b>	<b>60,888,130</b>	<b>2,950,022</b>	<b>648,585</b>	<b>111,788,785</b>
<b>Balance, end of year</b>	<b>\$ 47,885,380</b>	<b>\$ 57,843,964</b>	<b>\$ 3,158,431</b>	<b>\$ 694,074</b>	<b>\$ 109,581,849</b>

The accompanying notes are an integral part of this financial statement.

**ST. JOHN THE BAPTIST PARISH COUNCIL**  
**LAPLACE, LOUISIANA**  
**STATEMENT OF CASH FLOWS**  
**PROPRIETARY FUNDS**  
**FOR THE YEAR ENDED DECEMBER 31, 2021**

	Utilities System	Sewerage	Non-Major		Total Enterprise Funds
			Solid Waste	Mosquito Abatement	
<b><u>CASH FLOWS FROM OPERATING ACTIVITIES:</u></b>					
Receipts from customers and others	\$ 4,657,856	\$ 5,197,567	\$ 3,422,976	\$ 460,019	\$ 13,738,418
Payments to suppliers for goods and services	(6,574,262)	(4,366,657)	(3,732,919)	(814,665)	(15,488,503)
Payments to employees for services and benefits	(1,936,107)	(1,758,107)	-	-	(3,694,214)
Receipts from (payments for) interfund services	(498,892)	(424,489)	(354,157)	(30,978)	(1,308,516)
Payments for interfund services used	660,037	21,872	63	64	682,036
Other receipts	159,788	141,484	-	-	301,272
<b>Net cash provided by (used in) operating activities</b>	<b>(3,531,580)</b>	<b>(1,188,330)</b>	<b>(664,037)</b>	<b>(385,560)</b>	<b>(5,769,507)</b>
<b><u>CASH FLOWS FROM NONCAPITAL FINANCING ACTIVITIES:</u></b>					
Subsidy from federal grants	304,515	-	-	-	304,515
Ad valorem taxes	-	-	-	363,072	363,072
Advances from other funds	4,975,364	2,034,861	440,000	45,000	7,495,225
Transfers to other funds	(1,205,274)	(1,088,359)	(64,589)	(24,259)	(2,382,481)
<b>Net cash provided by noncapital financing activities</b>	<b>4,074,605</b>	<b>946,502</b>	<b>375,411</b>	<b>383,813</b>	<b>5,780,331</b>
<b><u>CASH FLOWS FROM CAPITAL AND RELATED FINANCING ACTIVITIES:</u></b>					
Acquisition and construction of capital assets	(2,197,348)	(299,034)	-	-	(2,496,382)
Proceeds from capital debt	3,551,482	-	-	-	3,551,482
Proceeds from leases	222,768	-	-	-	222,768
Principal payments on capital debt	(684,000)	-	-	-	(684,000)
Interest paid on capital debt	(155,285)	-	-	-	(155,285)
Principal payments on leases	(73,679)	(37,202)	-	-	(110,881)
Interest paid on leases	(8,404)	(10,670)	-	-	(19,074)
<b>Net cash provided by (used in) capital and related financing activities</b>	<b>655,534</b>	<b>(346,906)</b>	<b>-</b>	<b>-</b>	<b>308,628</b>
<b><u>CASH FLOW FROM INVESTING ACTIVITIES:</u></b>					
Interest earnings	6,551	1,112	339	653	8,655
Sales (purchases) of investments	-	-	-	-	-
<b>Net cash provided by investing activities</b>	<b>6,551</b>	<b>1,112</b>	<b>339</b>	<b>653</b>	<b>8,655</b>
<b>Net increase (decrease) in cash and cash equivalents</b>	<b>1,205,110</b>	<b>(587,622)</b>	<b>(288,287)</b>	<b>(1,094)</b>	<b>328,107</b>
Cash and cash equivalents, beginning of the year	3,346,771	893,397	389,443	8,876	4,638,487
Cash and cash equivalents, end of the year	<u>\$ 4,551,881</u>	<u>\$ 305,775</u>	<u>\$ 101,156</u>	<u>\$ 7,782</u>	<u>\$ 4,966,594</u>

(Continued)

**ST. JOHN THE BAPTIST PARISH COUNCIL**  
**LAPLACE, LOUISIANA**  
**STATEMENT OF CASH FLOWS**  
**PROPRIETARY FUNDS**  
**FOR THE YEAR ENDED DECEMBER 31, 2021**

	Utilities System	Sewerage	Non-Major		Total Enterprise Funds
			Solid Waste	Mosquito Abatement	
<b>Reconciliation of operating income to net cash provided by (used in) operating activities:</b>					
Operating income (loss)	\$ (3,259,604)	\$ (3,981,110)	\$ (167,341)	\$ (354,645)	\$ (7,762,700)
Adjustments to reconcile operating income (loss) to net cash provided by (used in) operating activities:					
Depreciation	2,949,879	3,178,770	-	-	6,128,649
Changes in assets and liabilities					
Accounts receivable	(1,763,561)	(2,468)	(66,001)	-	(1,832,030)
Inventory	(172,069)	-	-	-	(172,069)
Due from other funds	(498,892)	(424,489)	(354,157)	(30,978)	(1,308,516)
Prepaid items	42,925	6,975	-	-	49,900
Net pension asset	(487,893)	(459,141)	-	-	(947,034)
Deferred outflows of resources	(129,584)	(123,000)	-	-	(252,584)
Accounts payable	(1,672,025)	(193,752)	(76,601)	(1)	(1,942,379)
Accrued expenses and other liabilities	198,335	208,203	-	-	406,538
Due to other funds	660,037	21,872	63	64	682,036
Net OPEB liability	334,057	334,057	-	-	668,114
Net pension liability	(12,312)	(11,640)	-	-	(23,952)
Customers' deposits	(3,030)	-	-	-	(3,030)
Deferred inflows of resources	282,157	257,393	-	-	539,550
Total adjustments	<u>(271,976)</u>	<u>2,792,780</u>	<u>(496,696)</u>	<u>(30,915)</u>	<u>1,993,193</u>
<b>Net cash provided by (used in) operating activities</b>	<u>\$ (3,531,580)</u>	<u>\$ (1,188,330)</u>	<u>\$ (664,037)</u>	<u>\$ (385,560)</u>	<u>\$ (5,769,507)</u>
Cash and cash equivalents include:					
Cash and cash equivalents	\$ 1,160,800	\$ 305,775	\$ 101,156	\$ 7,782	\$ 1,575,513
Restricted cash and cash equivalents	3,391,081	-	-	-	3,391,081
	<u>\$ 4,551,881</u>	<u>\$ 305,775</u>	<u>\$ 101,156</u>	<u>\$ 7,782</u>	<u>\$ 4,966,594</u>

(concluded)

The accompanying notes are an integral part of this financial statement.

**ST. JOHN THE BAPTIST PARISH COUNCIL**  
**LAPLACE, LOUISIANA**  
**STATEMENT OF NET POSITION**  
**FIDUCIARY FUNDS**  
**DECEMBER 31, 2021**

	<u>Custodial Funds</u>		<u>Total Custodial Funds</u>
	<u>ARC Maintenance</u>	<u>Senior Citizens</u>	
<b><u>Assets</u></b>			
Cash and cash equivalents	\$ 798,241	\$ 60,498	\$ 858,739
Receivables:			
Ad Valorem Taxes	705,965	720,521	1,426,486
Prepaid items	-	2,397	2,397
Total assets	<u>\$ 1,504,206</u>	<u>\$ 783,416</u>	<u>\$ 2,287,622</u>
<b><u>Liabilities</u></b>			
<b><u>Current liabilities:</u></b>			
Accounts payable	\$ 185,857	\$ 393	\$ 186,250
Total current liabilities	<u>185,857</u>	<u>393</u>	<u>186,250</u>
<b><u>Noncurrent liabilities:</u></b>			
Advance tax payments	92,653	94,563	187,216
Unavailable revenues	3,347	3,416	6,763
Total noncurrent liabilities	<u>96,000</u>	<u>97,979</u>	<u>193,979</u>
<b><u>Net Position</u></b>			
Restricted	1,222,349	685,044	1,907,393
Total net position	<u>1,222,349</u>	<u>685,044</u>	<u>1,907,393</u>
Total liabilities and net position	<u>\$ 1,504,206</u>	<u>\$ 783,416</u>	<u>\$ 2,287,622</u>

The accompanying notes are an integral part of this financial statement.

**ST. JOHN THE BAPTIST PARISH COUNCIL**  
**LAPLACE, LOUISIANA**  
**STATEMENT OF CHANGES IN NET POSITION**  
**FIDUCIARY FUNDS**  
**YEAR ENDED DECEMBER 31, 2021**

	<b>Custodial Funds</b>		<b>Total Custodial Funds</b>
	<b>ARC Maintenance</b>	<b>Senior Citizens</b>	
<b>Additions</b>			
Contributions:			
Ad valorem tax collections	\$ 782,844	\$ 798,987	\$ 1,581,831
Investment earnings	2,279	909	3,188
<b>Total additions</b>	<u>785,123</u>	<u>799,896</u>	<u>1,585,019</u>
<b>Deductions</b>			
Ad valorem tax distributed	575,723	702,537	1,278,260
<b>Total expenditures</b>	<u>575,723</u>	<u>702,537</u>	<u>1,278,260</u>
<b>Change in net position</b>	<u>209,400</u>	<u>97,359</u>	<u>306,759</u>
<b>Net position, beginning of year</b>	-	-	-
<b>Prior period adjustments</b>	1,012,949	587,685	1,600,634
<b>Net position, beginning as restated</b>	<u>1,012,949</u>	<u>587,685</u>	<u>1,600,634</u>
<b>Net position, ending</b>	<u>\$ 1,222,349</u>	<u>\$ 685,044</u>	<u>\$ 1,907,393</u>

The accompanying notes are an integral part of this financial statement.

**ST. JOHN THE BAPTIST PARISH COUNCIL**  
**LAPLACE, LOUISIANA**  
**NOTES TO FINANCIAL STATEMENTS**  
**DECEMBER 31, 2021**

**1. SUMMARY OF SIGNIFICANT ACCOUNTING POLICES**

The financial statements of the Parish of St. John the Baptist (the “Parish”) have been prepared in conformity with generally accepted accounting principles (“GAAP”) as applied to governmental units. The Governmental Accounting Standards Board (“GASB”) is the accepted standard-setting body for establishing governmental accounting and financial reporting principles. The more significant of the Parish’s accounting policies are described below.

**A. REPORTING ENTITY**

The St. John the Baptist Parish Council (the “Council”) is the governing authority for the Parish of St. John the Baptist, a political subdivision of the State of Louisiana as authorized by the State Constitution. The Council consists of nine members, two of whom are elected from two divisions of the Parish consisting of 50% of the Parish’s population and seven members elected to represent each of the seven districts. The Parish President, elected by the voters of the Parish, is the chief executive officer of the Parish and is responsible for carrying out the policies adopted by the Council and for the administration of all Parish departments, offices, agencies and special districts.

Louisiana Revised Statutes (“LSA-R.S.”), at LSA-R.S. 33:1236, give the Council various powers in regulating and directing the affairs of the Parish and its inhabitants. The more notable of these are the power to make regulations for its own government; to regulate the construction and maintenance of roads, bridges, and its drainage system; to regulate the sale of alcoholic beverages; and to provide for the health and welfare of the poor, disadvantaged, and unemployed in the Parish. Funding to accomplish these tasks is provided by ad valorem taxes, sales taxes, beer and alcoholic beverage permits, fees and licensing, state revenue sharing, and various state and federal grants.

The Parish occupies 219 square miles with a population of approximately 43,000. Council offices are located in the Parish office building at 1811 West Airline Highway, LaPlace.

As the governing authority of the Parish, for financial reporting purposes, the St. John the Baptist Parish Council is the reporting entity for St. John the Baptist Parish. Generally accepted accounting principles require the financial statements of the reporting entity to present the primary government (the Council) and its component units. Component units are defined as legally separate organizations for which the elected officials of the primary government are financially accountable. The criteria used in determining whether financial accountability exists include the appointment of a voting majority of an organization’s governing board, the ability of the primary government to impose its will on that organization or whether there is a potential for the organization to provide specific financial benefits or burdens to the primary government. Fiscal dependency may also play a part in determining financial accountability.

In addition, a component unit can be another organization for which the nature and significance of its relationship with a primary government is such that exclusion would cause the reporting entity’s financial statements to be misleading or incomplete.

**ST. JOHN THE BAPTIST PARISH COUNCIL**  
**LAPLACE, LOUISIANA**  
**NOTES TO FINANCIAL STATEMENTS**  
**DECEMBER 31, 2021**

**1. SUMMARY OF SIGNIFICANT ACCOUNTING POLICES** (continued)

**A. REPORTING ENTITY** (continued)

The component units discussed below are included in the Council's basic financial statements either as a blended component unit or as a discretely presented component unit because of the significance of its operational or financial relationship with the Council.

a. Blended Component Unit

Criminal Court Fund: The Criminal Court Fund accounts for a portion of the annual cost of the courts. The annual revenues are derived from fines, forfeitures, court fees, etc. The Criminal Court Fund is a legally separate entity from the Parish. However, the Criminal Court Fund provides services entirely, or almost entirely, to the Parish. The Criminal Court Fund is governed by the same elected Council that governs the Parish and is therefore included in the Parish's financial report as a blended component unit.

b. Discretely Presented Component Unit

Library: St. John the Baptist Parish Library (the "Library") was established by the Parish governing authority under the provisions of LSA-R.S. 25:211. The Library provides citizens of the parish access to library materials, books, magazines, records and films. The Library is governed by a board of control that is appointed by the Council. The Library is considered to be fiscally dependent on the Council because it cannot levy taxes or issue bonded debt without approval by the Council. The Library is considered to be a financial burden to the Parish, because the Parish issued debt to pay for a new library building, and the Parish pays the insurance premiums on behalf of the Library. These premiums are reimbursed to the Parish from the Library. The Library issues separate financial statements and has a year end of December 31st. Complete financial statements may be obtained directly from the administrative office of St. John the Baptist Parish Library, 1334 West Airline Highway, LaPlace, Louisiana 70068.

**B. GOVERNMENT-WIDE AND FUND FINANCIAL STATEMENTS**

The government-wide financial statements (i.e. the Statement of Net Position and the Statement of Activities) report information on all of the activities of the primary government and its component units. For the most part, the effect of interfund activity has been removed from these statements. Interfund services provided and used are not eliminated in the process of consolidation. *Governmental activities*, which normally are supported by taxes and intergovernmental revenues, are reported separately from *business-type activities*, which rely to a significant extent on fees and charges for support. Likewise, the primary government is reported separately from certain legally separate component units for which the primary government is financially accountable.

**ST. JOHN THE BAPTIST PARISH COUNCIL**  
**LAPLACE, LOUISIANA**  
**NOTES TO FINANCIAL STATEMENTS**  
**DECEMBER 31, 2021**

**1. SUMMARY OF SIGNIFICANT ACCOUNTING POLICES** (continued)

**B. GOVERNMENT-WIDE AND FUND FINANCIAL STATEMENTS** (continued)

The Statement of Activities demonstrates the degree to which the direct expenses of a given function or segment is offset by program revenues. *Direct expenses* are those that are clearly identifiable with a specific function or segment. *Program revenues* include charges to customers or applicants who purchase, use, or directly benefit from goods, services, or privileges provided by a given function or segment and grants and contributions that are restricted to meeting the operational or capital requirements of a particular function or segment. Taxes and other items not properly included among program revenues are reported instead as *general revenues*.

Separate financial statements are provided for governmental funds, proprietary funds, and fiduciary funds. Major individual governmental funds and major individual enterprise funds are reported as separate columns in the fund financial statements.

**C. MEASUREMENT FOCUS, BASIS OF ACCOUNTING AND FINANCIAL STATEMENT PRESENTATION**

The government-wide financial statements are reported using the *economic measurement focus* and the *accrual basis of accounting*, as are the proprietary fund financial statements. Revenues are recorded when earned and expenses are recorded when a liability is incurred, regardless of timing of related cash flows. Property taxes are recognized as revenues in the year for which they are levied. Grants and similar items are recognized as revenue as soon as all eligibility requirements imposed by the provider have been met.

Governmental fund financial statements are reported using the *current financial resources measurement focus* and the *modified accrual basis of accounting*. Revenues are recognized as soon as they are both measurable and available. Revenues are considered to be available when they are collectible within the current period or soon enough thereafter to pay liabilities of the current period. For this purpose, the Parish considers revenues to be available if they are collected within 60 days of the end of the current fiscal period. Expenditures generally are recorded when a liability is incurred, as under accrual accounting. However, debt service expenditures, as well as expenditures related to compensated absences and claims and judgments are recorded only when payment is due.

Those revenues considered susceptible to accrual include sales and use tax revenues, federal and state grants, and certain franchise fees. Sales taxes are recognized when collected by vendors. Interest on time deposits is recorded when earned. Substantially all other revenues are recorded when received.

Transfers between funds which are not expected to be repaid are accounted for as other financing sources (uses) and are recorded at the time of transfer. Bank loans are recognized when the loan is authorized. Indirect cost reimbursements are the amounts the General Fund charges to several other funds based on the level of services provided to these funds by the General Fund.

The Parish reports the following major governmental funds:

The *General Fund* is the Parish's primary operating fund. It is used to account for and report all financial resources not accounted for and reported in another fund.



**ST. JOHN THE BAPTIST PARISH COUNCIL**  
**LAPLACE, LOUISIANA**  
**NOTES TO FINANCIAL STATEMENTS**  
**DECEMBER 31, 2021**

**1. SUMMARY OF SIGNIFICANT ACCOUNTING POLICES** (continued)

**C. MEASUREMENT FOCUS, BASIS OF ACCOUNTING AND FINANCIAL STATEMENT PRESENTATION** (continued)

The *Sales Tax District Fund* accounts for the revenues derived from the 1% sales tax passed by the residents of St. John Parish for capital sewer improvements. The revenue is used to repay the annual principal and interest payments for sewer improvement bonds.

The *Roads and Bridges Fund* accounts for revenues generated from a 3/8% sales tax and some state-generated revenues, such as Parish Transportation and Department of Public Safety fees.

The *1992 General Obligation Bonds Sinking Fund* accounts for the payment of principal and interest on the general obligation debt of the Parish. The general obligation debt is secured by property tax levies.

The *Hurricane Ida Fund* accounts for grant revenues received for disaster recovery efforts related to Hurricane Ida. Revenue is generated from federal grant programs.

The *American Recovery Plan Fund* accounts for grant revenues received from funding to be used to support the local governments and their response to and recovery from the COVID-19 public health emergency.

The *Levee Protection Fund* is used to fund the Parish's portion of a hurricane/flood protection levee which extends 18 miles from the Bonnet Carre Spillway from Montz to Mt. Airy. The revenue is based on a 7.00 mill ad valorem tax for flood protection.

The Parish reports the following major proprietary funds:

The *Utilities System Fund* accounts for the annual operations of the water services supplied to the residents of the Parish. Revenue is generated from user fees for services provided.

The *Sewerage Fund* accounts for the annual operation of the Wastewater Department. Revenue is generated from water consumption user charges on the utility bill along with charges for permits. The expenditures are the cost for the annual operations of the wastewater plants along with other costs associated with operations of this department. This department is currently being subsidized with a transfer from the Sales Tax District to meet its annual operating responsibilities.

Amounts reported as *program revenues* include charges to customers or applicants for goods, services, or privileges provided, operating grants and contributions, and capital grants and contributions. Internally dedicated resources are reported as *general revenues* rather than as program revenues. Likewise, general revenues include all taxes.

**ST. JOHN THE BAPTIST PARISH COUNCIL**  
**LAPLACE, LOUISIANA**  
**NOTES TO FINANCIAL STATEMENTS**  
**DECEMBER 31, 2021**

**1. SUMMARY OF SIGNIFICANT ACCOUNTING POLICES** (continued)

**C. MEASUREMENT FOCUS, BASIS OF ACCOUNTING AND FINANCIAL STATEMENT PRESENTATION** (continued)

Proprietary funds distinguish *operating* revenues and expenses from *nonoperating* items. Operating revenues and expenses generally result from providing services and producing and delivering goods in connection with a proprietary fund's principal ongoing operations. The principal operating revenues of the Utilities System, Sewerage, Solid Waste, and Mosquito Abatement Funds are charges to customers for services. Operating expenses for the enterprise funds include the cost of services, administrative expenses, and depreciation on capital assets. All revenues and expenses not meeting this definition are reported as nonoperating revenues and expenses.

Additionally, the government reports the following fiduciary funds:

The *ARC Maintenance Fund* assists in the annual maintenance for the ARC Center. The revenue is generated from a .97 mill Ad Valorem Tax.

The *Senior Citizens Fund* assists in the annual maintenance of the two Council on Aging Centers. The revenue is generated from a .99 mill ad valorem tax.

Fiduciary funds included custodial funds and are used to account for assets held on behalf of outside parties, including other governments, or on behalf of other funds within the government.

When both restricted and unrestricted resources are available for use, it is the Parish's policy to use restricted resources first, then unrestricted resources as they are needed.

**D. BUDGETARY ACCOUNTING**

Formal budgetary accounting is employed as a management control device and budgets are legally adopted for the General Fund, Special Revenue, and Enterprise Funds. Budgets for the General and Special Revenue Funds are adopted on the modified accrual basis of accounting. Enterprise Fund budgets are adopted on the accrual basis of accounting. Budgetary data for the Capital Project and Debt Service funds are not presented since these funds are budgeted over the life of the respective project and not on an annual basis; however, any transfers to/from Capital Project and Debt Service Funds are included in the adopted budgets of the other funds. These funds are administratively budgeted for management use only.

The level of budgetary control is at the fund/department level and expenditures may not exceed budgeted appropriations. Appropriations which are not expended lapse at year end. Additional details on the budgetary process may be found at Note 3.

**E. ENCUMBRANCES**

Encumbrance accounting, under which purchase orders, contracts, and other commitments for the expenditure of monies are recorded in order to reserve that portion of the applicable appropriation, is employed as an extension of formal budgetary accounting in the General Fund, Special Revenue Funds, and Capital Project Funds. Encumbrances lapse at year-end, however, it is the Parish's intention to honor these encumbrances under authority provided in the subsequent year's budget. There were no significant encumbrances at December 31, 2021.

**ST. JOHN THE BAPTIST PARISH COUNCIL**  
**LAPLACE, LOUISIANA**  
**NOTES TO FINANCIAL STATEMENTS**  
**DECEMBER 31, 2021**

**1. SUMMARY OF SIGNIFICANT ACCOUNTING POLICES** (continued)

**F. CASH AND CASH EQUIVALENTS AND INVESTMENTS**

Cash includes cash on hand, demand deposits, interest-bearing demand deposits, and money market accounts. Cash equivalents include amounts in time deposits and those investments with original maturities of 90 days or less. For purposes of the Statement of Cash Flows, the Enterprise Funds consider these same items to be cash.

LSA-R.S. 33:2955 authorizes the Council to invest in (1) direct obligations of the United States Treasury, the principal and interest of which are fully guaranteed by the federal government; (2) bonds, debentures, notes, or other evidence of indebtedness issued or guaranteed by federal agencies or U.S. Government instrumentalities; (3) direct security repurchase agreements of any federal book-entry-only securities; (4) time certificates of deposit of state banks organized under the laws of Louisiana and national banks having their principal offices in the State of Louisiana, savings accounts or shares of savings and loan associations; (5) in mutual or trust fund institutions which are registered with the Securities and Exchange Commission under the Securities Act of 1933 and the Investment Act of 1940, and which have underlying investments consisting solely of and limited to securities of the U.S. Government or its agencies; or (6) guaranteed investment contracts issued by a bank, financial institution, insurance company, or other entity having one of the two highest short-term rating categories of either Standard & Poor's Corporation or Moody's Investors Service, provided that no such investment may be made except in connection with a financing program approved by the State Bond Commission.

In addition, local governments in Louisiana are authorized to invest in the Louisiana Asset Management Pool, Inc. (LAMP), a non-profit corporation organized under the laws of the State of Louisiana.

Cash and cash equivalents are stated at cost, which approximates market. LSA-R.S. 39:1225 provides that the amount of the pledged securities shall at all times be equal to 100% of the amount on deposit to the credit of each depositing authority, except that portion of the deposits insured by any governmental agency insuring bank deposits, which is organized under the laws of the United States.

**G. SHORT-TERM INTERFUND RECEIVABLES/PAYABLES**

During the course of operations, numerous transactions occur between individual funds for goods provided or services rendered. These receivables and payables are classified as "due from other funds" or "due to other funds" on the balance sheet. Short-term interfund loans are classified as interfund receivables/payables. Interfund receivables and payables between funds within governmental activities are eliminated in the Statement of Net Position. Any residual balances outstanding between the governmental activities and business-type activities are reported in the government-wide financial statements as "internal balances."

**ST. JOHN THE BAPTIST PARISH COUNCIL**  
**LAPLACE, LOUISIANA**  
**NOTES TO FINANCIAL STATEMENTS**  
**DECEMBER 31, 2021**

**1. SUMMARY OF SIGNIFICANT ACCOUNTING POLICES** (continued)

**H. ADVANCES TO OTHER FUNDS**

Advances between funds, as reported in the fund financial statements, are offset by a nonspendable fund balance account in applicable governmental funds to indicate they are not available for appropriation and are not expendable available financial resources.

**I. INVENTORY**

The cost of materials and supplies acquired by the governmental funds are recorded as expenditures at the time of consumption. Proprietary fund type inventories are stated at the lower of cost or market, determined by the first-in, first-out method.

**J. PREPAID ITEMS**

Certain payments to vendors reflect costs applicable to future accounting periods and are recorded as prepaid items, using the consumption method, in both government-wide and fund financial statements.

**K. RESTRICTED ASSETS**

Certain proceeds of enterprise fund revenue bonds, as well as certain resources set aside for their repayment, are classified as restricted assets on the Statement of Net Position because their use is limited by the governing bond covenants. Additionally, customer deposits held by the Utilities System, an Enterprise Fund, are restricted for use in paying outstanding bills to be refunded when customers discontinue service.

**L. CAPITAL ASSETS**

Capital assets, which include land, buildings and building improvements, vehicles, furniture fixtures and equipment, and infrastructure assets (streets, roads, canals, water and sewer systems, and drainage systems), are reported in the applicable governmental or business-type activities columns in the government-wide financial statements. Capital assets are defined by the Parish as assets with an initial, individual cost of \$5,000 or more. Such assets are recorded at historical cost, or estimated historical cost if purchased or constructed, except for intangible right-to-use lease assets, the measurement of which is discussed in note 10 below. Donated capital assets are recorded at acquisition value at the date of donation. Major additions are capitalized as projects are constructed. Interest incurred during the construction phase of capital assets of business-type activities is included as part of the capitalized value of the assets constructed.

In the fund financial statements, capital assets used in governmental fund operations are accounted for as capital outlay expenditures of the governmental fund upon acquisition. Capital assets used in proprietary fund operations are accounted for the same as in the government-wide financial statements.

The costs of normal maintenance and repairs that do not add to the value of the assets or materially extend assets lives are not capitalized.

**ST. JOHN THE BAPTIST PARISH COUNCIL**  
**LAPLACE, LOUISIANA**  
**NOTES TO FINANCIAL STATEMENTS**  
**DECEMBER 31, 2021**

**1. SUMMARY OF SIGNIFICANT ACCOUNTING POLICES** (continued)

**L. CAPITAL ASSETS** (continued)

Depreciation on all capital assets, excluding land and construction in progress, is calculated on the straight-line method over the following estimated useful lives:

<b><u>Asset Description</u></b>	<b><u>Asset Life (Years)</u></b>
Buildings and Building Improvements	40
Infrastructure	20 to 40
Drainage System	25
Office Equipment	5 to 12
Machinery and Equipment	10
Right-to-use Leased Equipment and Vehicles	4 to 6
Vehicles	5
Systems - Water and Sewer	10 to 50

**M. COMPENSATED ABSENCES**

The Council has the following policies relating to vacation and sick leave:

Employees earn from 5 to 30 days of vacation leave each year, depending on their length of service. Vacation leave must be taken in the year earned and cannot be accumulated. Also, employees earn 6 to 18 days of sick leave per year which can be accumulated and is paid out only in accordance with Parish Ordinance MM-67. Parish Ordinance MM-67 states: "Any employee who has not used more than ten percent (10%) of their annual accrued sick days shall have the option of being paid four (4) to five (5) days after the year end." Upon retirement, all accumulated unused and unpaid sick leave days, from 15 to 90 days based upon years of service, are forwarded to the retirement system for conversion upon application for normal retirement.

The accumulation of sick leave is nominal at December 31, 2021. Therefore, a liability for compensated absences due to employees has not been included in the basic financial statements.

**N. LONG-TERM OBLIGATIONS**

In the government-wide financial statements, and proprietary fund types in the fund financial statements, long-term debt and other long term obligations are reported as liabilities in the applicable governmental activities, business-type activities, or proprietary fund type Statement of Net Position. Bond premiums and discounts are amortized over the life of the bonds using the effective interest method. Pension and OPEB liabilities are liquidated from the fund in which the related salaries and benefits are paid.

Bonds payable are reported net of the applicable bond premium or discount. Bond issuance costs are reported as an expense in the period incurred.

**ST. JOHN THE BAPTIST PARISH COUNCIL**  
**LAPLACE, LOUISIANA**  
**NOTES TO FINANCIAL STATEMENTS**  
**DECEMBER 31, 2021**

**1. SUMMARY OF SIGNIFICANT ACCOUNTING POLICES** (continued)

**N. LONG-TERM OBLIGATIONS** (continued)

In the fund financial statements, governmental fund types recognize bond premiums and discounts, as well as bond issuance costs, during the current period. The face amount of debt issued is reported as other financing sources. Premiums received on debt issuances are reported as other financing sources while discounts on debt issuance are reported as other financing uses. Issuance costs, whether or not withheld from the actual debt proceeds received, are reported as debt service expenditures.

**O. NET POSITION**

In the government-wide financial statements, equity is classified as net position and displayed in three components:

- a. Net investment in capital assets - consists of capital assets including restricted capital assets, net of accumulated depreciation and reduced by the outstanding balances of any bonds, mortgages, notes, or other borrowings that are attributable to the acquisition, construction, or improvement of those assets.
- b. Restricted net position - consists of net position with constraints placed on the use either by external groups such as creditors, grantors, contributors, or laws or regulations of other governments, or law through constitutional provisions or enabling legislation.
- c. Unrestricted net position - all other net position that do not meet the definition of “restricted” or “net investment in capital assets.”

**P. FUND BALANCE**

In the fund financial statements, fund balance for governmental funds is reported in classifications that comprise a hierarchy based primarily on the extent to which the Parish is bound to honor constraints on the specific purpose for which amounts in the funds can be spent. Fund balance is reported in five components – nonspendable, restricted, committed, assigned, and unassigned.

1. Nonspendable - This component includes amounts that cannot be spent because they are either not in spendable form or legally or contractually required to be maintained intact.
2. Restricted – This component consists of amounts that have constraints placed on them either externally by third-parties (creditors, grantors, contributors, or laws or regulations of other governments) or by law through constitutional provisions or enabling legislation. Enabling legislation authorizes the Parish to assess, levy, charge or otherwise mandate payment of resources (from external resource providers) and includes a legally enforceable requirement (compelled by external parties) that those resources be used only for the specific purposes stipulated in the legislation.
3. Committed - This component consists of amounts that can only be used for specific purposes pursuant to constraints imposed by formal action of the Parish’s highest level of decision making authority which includes an ordinance of the Parish Council. Those committed amounts cannot be used for any other purpose unless the Parish Council removes or changes the specified use by taking the same type of action it employed previously to commit those amounts.

**ST. JOHN THE BAPTIST PARISH COUNCIL**  
**LAPLACE, LOUISIANA**  
**NOTES TO FINANCIAL STATEMENTS**  
**DECEMBER 31, 2021**

**1. SUMMARY OF SIGNIFICANT ACCOUNTING POLICES** (continued)

**P. FUND BALANCE** (continued)

4. Assigned - This component consists of amounts that are constrained by the Parish Council's intent to be used for specific purposes, but are neither restricted nor committed.
5. Unassigned – This classification represents amounts that have not been restricted, committed or assigned to specific purposes within the general fund. Only the General Fund will report a positive unassigned fund balance.

When both restricted and unrestricted resources are available for use, it is the Council's intention to use restricted resources first, then unrestricted resources (committed, assigned, and unassigned) as they are needed. When unrestricted resources (committed, assigned, and unassigned) are available for use, it is the Council's intention to use committed resources first, then assigned, and then unassigned as they are needed.

**Q. INTERFUND TRANSACTIONS**

Interfund services provided and used are accounted for as revenues or expenditures. Transactions that constitute reimbursements to a fund for expenditures/expenses initially made from it that are properly applicable to another fund are recorded as expenditures/expenses in the reimbursing fund and as reductions of expenditures/expenses in the fund that is reimbursed.

All other interfund transactions, except interfund services provided and used and reimbursements, are reported as transfers.

For the purposes of the Statement of Activities, all interfund transfers between individual governmental funds have been eliminated.

**R. LEASES**

The Parish is a lessee for noncancellable leases of equipment and vehicles. The Parish recognizes a lease liability and an intangible right-to-use lease asset (lease asset) in the government-wide financial statements. The Parish recognizes lease liabilities with an initial, individual value of \$5,000 or more.

At the commencement of a lease, the Parish initially measures the lease liability at the present value of payments expected to be made during the lease term. Subsequently, the lease liability is reduced by the principal portion of lease payments made. The lease asset is initially measured as the initial amount of the lease liability, adjusted for lease payments made at or before the lease commencement date, plus certain initial direct costs. Subsequently, the lease asset is amortized on a straight-line basis over its useful life.

**ST. JOHN THE BAPTIST PARISH COUNCIL**  
**LAPLACE, LOUISIANA**  
**NOTES TO FINANCIAL STATEMENTS**  
**DECEMBER 31, 2021**

**1. SUMMARY OF SIGNIFICANT ACCOUNTING POLICES** (continued)

**R. LEASES** (continued)

Key estimates and judgments related to leases include how the Parish determines (1) the discount rate it uses to discount the expected lease payments to present value, (2) lease term, and (3) lease payments.

- The Parish uses the interest rate charged by the lessor as the discount rate. When the interest rate charged by the lessor is not provided, the Parish generally uses its estimated incremental borrowing rate as the discount rate for leases.
- The lease term includes the noncancellable period of the lease. Lease payments included in the measurement of the lease liability are composed of fixed payments and purchase option price that the Parish is reasonably certain to exercise.

The Parish monitors changes in circumstances that would require a remeasurement of its lease and will remeasure the lease asset and liability if certain changes occur that are expected to significantly affect the amount of the lease liability.

Lease assets are reported with other capital assets and lease liabilities are reported with long-term debt on the Statement of Net Position.

**S. AD VALOREM TAXES**

Ad valorem taxes are levied each November 15th on the assessed value listed as of the prior January 1st for all real property located in the Parish. The ad valorem tax is due and becomes an enforceable lien on property on the first day of the month following the filing of the tax rolls by the Assessor with the Louisiana Tax Commissions (December 1st). The tax is delinquent thirty days after the due date. The ad valorem tax assessment for fiscal 2021 was formally levied in November 2021 based on property values determined by the Assessor's Office. The tax is billed and collected by the Sheriff's Office.

The following is a summary of authorized and levied ad valorem taxes for 2021:

<u>Parishwide Taxes</u>	<u>Authorized Millage</u>	<u>Levied Millage</u>	<u>Expiration Date</u>
Parishwide	4.09	4.09	Permanent
Courthouse and Jail	1.00	1.00	12/31/25
Library	9.94	9.94	12/31/27
Council on Aging	0.99	0.99	12/31/23
Road Lighting District No.1	3.83	3.83	12/31/31
Mosquito Abatement District	0.48	0.48	12/31/28
Juvenile Detention Center	1.00	1.00	12/31/29
Health Unit	0.96	0.96	12/31/27
Public Buildings ARC Maintenance	0.97	0.97	12/31/22
Animal Control Facilities	0.75	0.75	04/30/31
General Obligation Bonds	12.50	12.50	03/01/24
Recreation Facilities	2.25	2.25	04/30/31
Flood Protection Levee	7.00	7.00	12/31/46

- The Public Buildings ARC Maintenance millage was renewed on November 8, 2022 and set to expire on 12/31/32.



**ST. JOHN THE BAPTIST PARISH COUNCIL**  
**LAPLACE, LOUISIANA**  
**NOTES TO FINANCIAL STATEMENTS**  
**DECEMBER 31, 2021**

**1. SUMMARY OF SIGNIFICANT ACCOUNTING POLICES** (continued)

**T. SALES TAXES**

The St. John the Baptist Parish School Board (the “School Board”), a separate entity, collects five percent (5%) in sales and use tax. The sales and use tax is collected by an independent contractor, who is contracted through the School Board and serves as the sales tax department. Two and one-quarter percent (2.25%) of the taxes collected are remitted to the Parish Council. One-half percent (.5%) of the taxes collected are remitted to the St. John the Baptist Parish Sheriff’s Office (the “Sheriff’s Office”). The School Board’s costs of collecting the funds are shared proportionally by the Council, Sheriff’s Office and the School Board.

**U. ACCOUNTING ESTIMATES**

The preparation of financial statements in conformity with accounting principles generally accepted in the United States of America requires management to make certain estimates and assumptions. Those estimates affect the reported amounts of assets and liabilities and disclosure of assets and liabilities at the date of the financial statements. They may also affect the reported amounts of revenues and expenses of proprietary funds and the government-wide financial statements during the reporting period. Actual results could differ from these estimates.

**V. DEFERRED OUTFLOWS AND INFLOWS OF RESOURCES**

Deferred Outflows of Resources – In addition to assets, the statement of financial position will sometimes report a separate section for deferred outflows of resources. This separate financial statement element represents a consumption of net position that applies to a future period and so will not be recognized as an expense until then. The Parish has several items that meet this criterion, including contributions made to the pension plans, deferrals of pension and OPEB expense, and deferrals related to debt refunding.

Deferred Inflows of Resources – In addition to liabilities, the statement of financial position will sometimes report a separate section for deferred inflows of resources. This separate financial statement element represents an acquisition of net position that applies to a future period and so will not be recognized as revenue until then. The Parish has several items that meets the criterion for this category, including deferrals of pension and OPEB expense and advance tax payments received before the year they are assessed.

Unavailable revenue, which arises only under a modified accrual basis of accounting, is reported only in the governmental funds balance sheet. The governmental funds report unavailable revenues from two sources: property taxes and grants. These amounts are deferred and recognized as an inflow of resources in the period that the amounts become available.

**ST. JOHN THE BAPTIST PARISH COUNCIL**  
**LAPLACE, LOUISIANA**  
**NOTES TO FINANCIAL STATEMENTS**  
**DECEMBER 31, 2021**

**1. SUMMARY OF SIGNIFICANT ACCOUNTING POLICES** (continued)

**W. PENSIONS**

The Parish is a participating employer in four defined benefit pension plans as described in Note 12. For purposes of measuring the net pension liability, deferred outflows of resources and deferred inflows of resources related to pensions, and pension expense, information about the fiduciary net position of each of the plans, and additions to/deductions from each plans' fiduciary net position have been determined on the same basis as they are reported by each of the plans. For this purpose, benefit payments (including refunds of employee contributions) are recognized when due and payable in accordance with the benefit terms. Investments are reported at fair value within each plan.

**X. SUBSEQUENT EVENTS**

Management has evaluated subsequent events through the date that the financial statements were available to be issued, March 31, 2023. See Note 22 for relevant disclosure. No subsequent events occurring after this date have been evaluated for inclusion in these financial statements.

**Y. RECENTLY ISSUED AND IMPLEMENTED ACCOUNTING PRONOUNCEMENTS**

The Parish has implemented GASB Statement No. 89, *Accounting for Interest Cost Incurred Before the End of a Construction Period*. The implementation of this statement did not result in any change in the Parish's financial statements. GASB Statement No. 89 requires that interest cost incurred before the end of a construction period be recognized as an expense in the period in which the cost is incurred for financial statements prepared using the economic resources measurement focus.

The Governmental Accounting Standards Board has issued statements that will become effective in future years. These statements are as follows:

In May 2019, the GASB issued GASB Statement No. 91, *Conduit Debt Obligations*. The primary objectives of this statement are to provide a single method of reporting conduit debt obligations by issuers and eliminate diversity in practice associated with (1) commitments extended by issuers, (2) arrangements associated with conduit debt obligations, and (3) related note disclosures. This Statement achieves those objectives by clarifying the existing definition of a conduit debt obligation; establishing that a conduit debt obligation is not a liability of the issuer; establishing standards for accounting and financial reporting of additional commitments and voluntary commitments extended by issuers and arrangements associated with conduit debt obligations; and improving required note disclosures. The requirements of this Statement are effective for fiscal years beginning after December 15, 2021, and all reporting periods thereafter.

In May 2020, the GASB issued GASB Statement No. 96, *Subscription-Based Information Technology Arrangements*. This Statement provides guidance on the accounting and financial reporting for subscription-based information technology arrangements (SBITAs) for government end users (governments). This Statement (1) defines a SBITA; (2) establishes that a SBITA results in a right-to-use subscription asset—an intangible asset—and a corresponding subscription liability; (3) provides the capitalization criteria for outlays other than subscription payments, including implementation costs of a SBITA; and (4) requires note disclosures regarding a SBITA. To the extent relevant, the standards for SBITAs are based on the standards established in Statement No. 87, *Leases*, as amended. The requirements of this Statement are effective for fiscal years beginning after June 15, 2022, and all reporting periods thereafter. Assets and liabilities resulting from SBITAs

**ST. JOHN THE BAPTIST PARISH COUNCIL**  
**LAPLACE, LOUISIANA**  
**NOTES TO FINANCIAL STATEMENTS**  
**DECEMBER 31, 2021**

1. **SUMMARY OF SIGNIFICANT ACCOUNTING POLICES** (continued)

**Y. RECENTLY ISSUED AND IMPLEMENTED ACCOUNTING PRONOUNCEMENTS** (continued)

should be recognized and measured using the facts and circumstances that existed at the beginning of the fiscal year in which this Statement is implemented. Governments are permitted, but are not required, to include in the measurement of the subscription asset capitalizable outlays associated with the initial implementation stage and the operation and additional implementation stage incurred prior to the implementation of this Statement.

In June 2020, the GASB issued GASB Statement No. 97, *Certain Component Unit Criteria, and Accounting and Financial Reporting for Internal Revenue Code Section 457 Deferred Compensation Plans—an amendment of GASB Statements No. 14 and No. 84, and a supersession of GASB Statement No. 32*. The primary objectives of this Statement are to (1) increase consistency and comparability related to the reporting of fiduciary component units in circumstances in which a potential component unit does not have a governing board and the primary government performs the duties that a governing board typically would perform; (2) mitigate costs associated with the reporting of certain defined contribution pension plans, defined contribution other postemployment benefit (OPEB) plans, and employee benefit plans other than pension plans or OPEB plans (other employee benefit plans) as fiduciary component units in fiduciary fund financial statements; and (3) enhance the relevance, consistency, and comparability of the accounting and financial reporting for Internal Revenue Code (IRC) Section 457 deferred compensation plans (Section 457 plans) that meet the definition of a pension plan and for benefits provided through those plans.

The requirements of this Statement that are related to the accounting and financial reporting for Section 457 plans are effective for fiscal years beginning after June 15, 2021. For purposes of determining whether a primary government is financially accountable for a potential component unit, the requirements of this Statement that provide that for all other arrangements, the absence of a governing board be treated the same as the appointment of a voting majority of a governing board if the primary government performs the duties that a governing board typically would perform, are effective for reporting periods beginning after June 15, 2021.

The Parish is evaluating the requirements of the above statements and the impact on reporting.

2. **CORRECTION OF AN ERROR**

During the year ended December 31, 2021, the Parish corrected errors related to the payroll liabilities, deferred inflow of unavailable revenue, reclassify special revenue funds to fiduciary funds, and capital assets. The prior period adjustments had the following impact of the governmental activities ending net position as December 31, 2020:

	Governmental Activities	Business-Type Activities	Total
Net position – December 31, 2020 as previously reported	\$ 114,461,711	\$ 109,603,902	\$ 224,065,613
Adjustment to payroll liabilities	(347,477)	-	(347,477)
Adjustment to reclassify unavailable revenue	(40,096)	-	(40,096)
Adjustment to reclassify special revenue funds to fiduciary funds	(1,600,634)	-	(1,600,634)
Adjustment to capital assets and accumulated depreciation	(4,705,269)	2,184,883	(2,520,386)
Net position – December 31, 2020 as restated	\$ 107,768,235	\$ 111,788,785	\$ 219,557,020

**ST. JOHN THE BAPTIST PARISH COUNCIL**  
**LAPLACE, LOUISIANA**  
**NOTES TO FINANCIAL STATEMENTS**  
**DECEMBER 31, 2021**

**2. CORRECTION OF AN ERROR** (continued)

The prior period adjustments had the following impact on fund balances as December 21, 2020:

	General Fund	Non-Major Governmental Funds	
Fund balance – December 31, 2020 as previously reported	\$ 4,151,640	\$ 41,633,495	
Adjustment to payroll liabilities	(368,726)	21,249	
Adjustment to reclassify special revenue funds to fiduciary funds	-	(1,600,634)	
Fund balance – December 31, 2020 as restated	\$ 3,782,914	\$ 40,054,110	

**3. STEWARDSHIP, COMPLIANCE AND ACCOUNTABILITY**

Budget

The procedures used by the Parish in establishing the budgetary data reflected in the required supplementary information are as follows:

- (1) At least sixty (60) days before the beginning of the fiscal year, the President submits a line item operating budget and a capital budget in accordance with accepted accounting procedure in a format established by the Council. The budget submitted shall be balanced. The President submits with the budget a message containing recommendations concerning the fiscal policy of the Parish, a description of the important features of the budget, and an explanation of all major increases or decreases in budget recommendations as compared with expenditures of the prior year.
- (2) The Council publishes the proposed budget in the official journal two (2) weeks before the meeting at which the budget is to be adopted. The budget as adopted constitutes an appropriation of funds for all purposes contained therein. A budget ordinance becomes effective the first day of the fiscal year, unless otherwise provided therein.
- (3) The Council may amend the budgets before adoption except that no items for debt service may be reduced below the amount certified by the President as necessary. In no event should the Council cause the total expenditures to exceed anticipated revenues. If the Council fails to act on either budget within the time limit provided, it shall be adopted as submitted by the President.

Deficit Fund Balances /Net Position

The following funds had a deficit in fund balance at December 31, 2021:

Special Revenue Funds

Hurricane Ida Fund	\$ <u>(25,699,557)</u>
Criminal Court Fund	\$ <u>(205,456)</u>
RESTORE Fund	\$ <u>(140,733)</u>
Hurricane Isaac Fund	\$ <u>(408,072)</u>
Hurricane Isaac CDBG Fund	\$ <u>(108,602)</u>
LASAFE Fund	\$ <u>(5,511)</u>

Capital Projects Funds

2022 General Obligation Bond Construction Fund	\$ <u>(61,381)</u>
--	--------------------

**ST. JOHN THE BAPTIST PARISH COUNCIL**  
**LAPLACE, LOUISIANA**  
**NOTES TO FINANCIAL STATEMENTS**  
**DECEMBER 31, 2021**

**3. STEWARDSHIP, COMPLIANCE AND ACCOUNTABILITY** (continued)

The deficit fund balance in the identified funds is primarily the result of unrecognized revenues resulting from Federal programs. Replenishment of the deficit in these funds is contingent upon collection of revenues as reimbursement of claimed costs.

- Hurricane IDA Fund - The deficit fund balance is predominantly the result of federal expenditures that were not obligated by grantors at year end and unrecognized revenues from Federal receivables. If federal disaster recovery program disallows the claim receivable for cost recovery, the general fund will need to absorb the deficit.
- Criminal Court Fund - If additional revenues are not obtained from other external sources, the deficit fund balance will be ultimately absorbed by the General Fund.
- RESTORE Fund, Hurricane Isaac Fund, Hurricane Isaac CDBG Fund, and LASAFE Fund - The deficit fund balances for these funds are predominantly the result of unrecognized revenues resulting from Federal receivables. The deficit in these funds will be resolved when receivables are collected and revenues are recognized. If federal disaster recovery programs disallow the claim receivables for cost recovery, the general fund will need to absorb the deficit.
- 2022 General Obligation Bond Construction Fund – The deficit fund balance is due to purchase of capital outlay. The deficit in this fund will be resolved when the bonds are issued in 2022.

Expenditure with Unfavorable Appropriations

For the year ended December 31, 2021, expenditures exceeded appropriations in the following funds:

<u>Fund</u>	<u>Budget</u>	<u>Actual</u>	<u>Unfavorable Variance</u>
General	\$ 12,104,313	\$ 12,944,182	\$ 839,869
1992 GOB Sinking	5,848,521	6,423,568	575,047
Hurricane Ida	-	32,086,563	32,086,563
Levee Protection	3,255,861	3,535,202	279,341
Non-major Special Revenue Funds:			
Ambulance	417,759	427,952	10,193
Economic Development	3,919,187	3,976,032	56,845
911 Communications District	567,489	580,073	12,584
Hurricane Isaac CDBG	2,100	5,712	3,612
Non-major Debt Service Funds:			
Parishwide Sewerage Sales Tax Reserve	-	60	60
Non-major Capital Projects Funds:			
Bond Series 1990 PW Sewerage Const. Phase II	73,500	159,955	86,455
2009 GOB Construction	-	59	59
2022 GOB Construction	-	61,381	61,381

**ST. JOHN THE BAPTIST PARISH COUNCIL**  
**LAPLACE, LOUISIANA**  
**NOTES TO FINANCIAL STATEMENTS**  
**DECEMBER 31, 2021**

**4. CASH, CASH EQUIVALENTS AND INVESTMENTS**

At December 31, 2021, the Parish had cash and cash equivalents as follows:

Cash and cash equivalents accounts per Statement of Net Position	<u>\$ 63,463,875</u>
--	----------------------

Of the total cash and cash equivalents, shown above, \$60,072,794 is unrestricted and \$3,391,081 is restricted assets. Restricted cash is included with restricted assets on the combined Statement of Net Position. In the proprietary funds, restricted cash equals \$3,391,081 and unrestricted cash equals \$1,575,513 for total cash of \$4,966,594.

Under State law, the bank balances of these deposits must be secured by federal deposit insurance or the pledge of securities owned by the fiscal agent bank. The fair value of the pledged securities plus the federal deposit insurance must at all times equal or exceed the amount on deposit with the fiscal agent.

At year-end, the bank balance deposits totaled \$64,930,312.

The bank balance is categorized as follows:

Amount insured by the Federal Deposit Insurance Corporation, or collateralized with securities held by the Parish's agent in the Parish's name.	<u>\$ 64,930,312</u>
---	----------------------

**Custodial Credit Risk**

Investments can be exposed to custodial credit risk if the securities underlying the investment are uninsured, not registered in the name of the entity, and are either held by the counterparty or the counterparty's trust department or agent but not in the entity's name.

The Parish does not have an investment policy for custodial credit risk. However, the Parish does not maintain any investments and is, therefore not exposed to custodial credit risk.

**Credit Risk of Debt Investments**

The Parish does not maintain any debt investments and is, therefore, not exposed to credit risk of debt investments.

**Concentration of Credit Risk**

The Parish does not maintain any investments and is, therefore, not exposed to concentration of credit risk.

**Interest Rate Risk**

The Parish does not maintain any investments and is, therefore, not exposed to interest rate risk.

**ST. JOHN THE BAPTIST PARISH COUNCIL**  
**LAPLACE, LOUISIANA**  
**NOTES TO FINANCIAL STATEMENTS**  
**DECEMBER 31, 2021**

**4. RECEIVABLES**

Receivables at December 31, 2021 for the Parish’s individual major funds and nonmajor funds, including the applicable allowances for uncollectible accounts, are as follows:

	Governmental Activities								Total Governmental Activities
	General Fund	Sales Tax District	Roads and Bridges	1992 G.O. Bonds Sinking	Hurricane Ida	American Recovery Plan	Levee Protection	Non-major Funds	
Taxes:									
Ad Valorem	\$ 3,704,501	\$ -	\$ 35,186	\$ 9,129,219	\$ -	\$ -	\$ 5,112,675	\$ 6,382,635	\$ 24,364,216
Sales and Use	13,429	2,097,899	838,230	-	-	-	-	1,955,874	4,905,432
Intergovernmental	-	-	39,662	-	7,427,476	-	-	1,564,688	9,031,826
Accounts Receivable	108,740	-	-	-	-	-	-	225,424	334,164
Other Taxes	12,312	-	42,621	-	921,774	-	-	181,124	1,157,831
Total Receivables	\$ 3,838,982	\$ 2,097,899	\$ 955,699	\$ 9,129,219	\$ 8,349,250	\$ -	\$ 5,112,675	\$ 10,309,745	\$ 39,793,469

**ST. JOHN THE BAPTIST PARISH COUNCIL**  
**LAPLACE, LOUISIANA**  
**NOTES TO FINANCIAL STATEMENTS**  
**DECEMBER 31, 2021**

5. **RECEIVABLES** (continued)

	Business-type Activities				
	Mosquito Abatement	Utilities System	Sewerage	Solid Waste	Total Business- Type Activities
Taxes:					
Ad Valorem	\$ 350,563	\$ -	\$ -	\$ -	\$ 350,563
Accounts Receivable	-	15,179,350	-	-	15,179,350
Other	-	-	2,468	66,001	68,469
Gross Receivables	350,563	15,179,350	2,468	66,001	15,598,382
Less: Allowance For Estimated Uncollectable	-	(11,382,606)	-	-	(11,382,606)
Net Receivables	<u>\$ 350,563</u>	<u>\$ 3,796,744</u>	<u>\$ 2,468</u>	<u>\$ 66,001</u>	<u>\$ 4,215,776</u>

An allowance for estimated uncollectible receivables is established based on historical collection experience and other relevant circumstances. The allowance for estimated uncollectible receivables at December 31, 2021, consisted of the following:

Enterprise Funds:	
Utilities System	<u>\$ 11,382,606</u>
Total Enterprise Funds	<u>\$ 11,382,606</u>
 Total allowance for uncollectible accounts	 <u>\$ 11,382,606</u>

Upon further analysis of the Utilities System accounts receivable at December 31, 2021, an allowance was established for all inactive account balances. An allowance for estimated uncollectible receivables on the remaining active account balances is based on historical collection experience.



**ST. JOHN THE BAPTIST PARISH COUNCIL**  
**LAPLACE, LOUISIANA**  
**NOTES TO FINANCIAL STATEMENTS**  
**DECEMBER 31, 2021**

**6. CAPITAL ASSETS**

Capital asset activity for the year ended December 31, 2021 was as follows:

**Governmental Activities:**

	December 31, 2020, restated	Additions	Reductions	December 31, 2021
Capital assets not being depreciated:				
Land	\$ 4,493,876	\$ -	\$ -	\$ 4,493,876
Construction-in-progress	9,763,175	3,892,013	(3,499,625)	10,155,563
Total capital assets not being depreciated	<u>14,257,051</u>	<u>3,892,013</u>	<u>(3,499,625)</u>	<u>14,649,439</u>
Capital assets being depreciated/amortized:				
Buildings and building improvements	62,605,563	37,769	-	62,643,332
Infrastructure	177,272,008	221,000	-	177,493,008
Drainage system	27,991,696	3,269,265	-	31,260,961
Furniture, fixtures, and equipment	16,362,480	982,868	-	17,345,348
Right-of-use leased equipment and vehicles	667,837	154,863	-	822,700
Vehicles	12,299,999	1,532,152	-	13,832,151
Total capital assets being depreciated/ amortized	<u>297,199,583</u>	<u>6,197,917</u>	<u>-</u>	<u>303,397,500</u>
Less: accumulated depreciation / amortization:				
Buildings and building improvements	19,200,800	1,872,449	-	21,073,249
Infrastructure	156,976,940	1,339,280	-	158,316,220
Drainage system	10,571,123	1,085,574	-	11,656,697
Furniture, fixtures, and equipment	8,440,176	780,646	-	9,220,822
Right-of-use leased equipment and vehicles	112,031	206,372	-	318,403
Vehicles	9,786,522	715,529	-	10,502,051
Total accumulated depreciation / amortization	<u>205,087,592</u>	<u>5,999,850</u>	<u>-</u>	<u>211,087,442</u>
Total capital assets being depreciated / amortized, net	<u>92,111,991</u>	<u>198,067</u>	<u>-</u>	<u>92,310,058</u>
Total governmental activities capital assets, net	<u>\$106,369,042</u>	<u>\$ 4,090,080</u>	<u>\$ (3,499,625)</u>	<u>\$ 106,959,497</u>

**ST. JOHN THE BAPTIST PARISH COUNCIL**  
**LAPLACE, LOUISIANA**  
**NOTES TO FINANCIAL STATEMENTS**  
**DECEMBER 31, 2021**

6. **CAPITAL ASSETS** (continued)

**Business-type Activities:**

	December 31, 2020, restated	Additions	Reductions	December 31, 2021
Capital assets not being depreciated:				
Land	\$ 1,719,347	\$ -	\$ -	\$ 1,719,347
Construction-in-progress	5,422,138	1,550,209	-	6,972,347
Total capital assets not being depreciated	<u>7,141,485</u>	<u>1,550,209</u>	<u>-</u>	<u>8,691,694</u>
Capital assets being depreciated/amortized:				
Buildings and building improvements	14,567,642	-	-	14,567,642
Systems – water and sewer	236,995,257	631,632	-	237,626,889
Furniture, fixtures, and equipment	5,272,081	86,584	-	5,358,665
Right-of-use leased equipment and vehicles	334,232	222,767	-	556,999
Vehicles	1,174,664	5,190	-	1,179,854
Total capital assets being depreciated/ amortized	<u>258,343,876</u>	<u>946,173</u>	<u>-</u>	<u>259,290,049</u>
Less: accumulated depreciation / amortization:				
Buildings and building improvements	4,997,843	393,248	-	5,391,091
Systems – water and sewer	128,120,378	5,330,869	-	133,451,247
Furniture, fixtures, and equipment	2,593,579	231,789	-	2,825,368
Right-of-use leased equipment and vehicles	69,265	113,024	-	182,289
Vehicles	948,909	59,719	-	1,008,628
Total accumulated depreciation / amortization	<u>136,729,974</u>	<u>6,128,649</u>	<u>-</u>	<u>142,858,623</u>
Total capital assets being depreciated / amortized, net	<u>121,613,902</u>	<u>(5,182,476)</u>	<u>-</u>	<u>116,431,426</u>
Total business-type activities capital assets, net	<u>\$128,755,387</u>	<u>\$ (3,632,267)</u>	<u>\$ -</u>	<u>\$ 125,123,120</u>

**ST. JOHN THE BAPTIST PARISH COUNCIL**  
**LAPLACE, LOUISIANA**  
**NOTES TO FINANCIAL STATEMENTS**  
**DECEMBER 31, 2021**

**6. CAPITAL ASSETS** (continued)

Depreciation/amortization expense was charged to functions/programs of the Parish as follows:

<b>Governmental activities:</b>	
General government	\$ 1,079,153
Public safety	1,027,392
Public works	3,009,127
Culture and recreation	808,735
Economic development	7,196
Health & welfare	<u>68,247</u>
Total	<u>\$ 5,999,850</u>
<b>Business-type activities:</b>	
Utilities Operations	\$ 2,949,879
Sewerage Operations	<u>3,178,770</u>
Total	<u>\$ 6,128,649</u>

Construction in progress is comprised of the following:

	<u>Expended to</u> <u>December 31, 2021</u>
<b>Governmental Activities:</b>	
Eastbank Miss Trail Phase IV	\$ 2,596,415
WB Substation	2,198,685
Belle Pointe Sewer Reroute	1,197,780
Streetscape Project (LaSAFE)	847,019
Engineering-Lake Pontchartrain	706,003
HMGP – Electrical Components	418,783
Lucy Levee Trail	406,112
Vicknair Canal	395,534
HMGP Bar Screen Cleaners	289,419
RESTORE (Belle Terre Streetscape)	182,339
HMGP LaPlace Heights	129,589
HMGP Marigold St.	110,572
HMGP Belle Pointe Drainage	107,755
WWC Perm Generator	100,408
Carrollwood Drive Rehab	57,498
HMGP River Forest	47,919
Watertank rehab	47,625
HMGP Airport Pump	45,644
Wastewater acquisitions	37,311
Woodland Pump Station	23,292
Edgar/Lucy Trail	20,973
Additional Upgrades	<u>188,888</u>
Total Governmental Activities	<u>\$ 10,155,563</u>

**ST. JOHN THE BAPTIST PARISH COUNCIL**  
**LAPLACE, LOUISIANA**  
**NOTES TO FINANCIAL STATEMENTS**  
**DECEMBER 31, 2021**

6. **CAPITAL ASSETS** (continued)

<b>Business-type Activities:</b>	
Water Meters	\$ 5,338,170
Lions Plant Intake	1,480,193
Other	<u>153,984</u>
Total Business-Type Activities	<u>6,972,347</u>
TOTAL CONSTRUCTION IN PROGRESS	<u>\$ 17,127,910</u>

The Parish has committed to spending approximately \$8.6 million to complete the above projects.

7. **ACCRUED EXPENSES AND OTHER LIABILITIES**

The following is a summary of accrued expenses and other liabilities as of December 31, 2021:

	Class of Payable				Total
	Salaries	Withholdings	Contracts	Other	
General Fund	\$ 113,502	\$ 281,345	\$ -	\$ -	\$ 394,847
Road & Bridges	82,645	130,822	-	-	213,467
Levee Protection	-	-	60,050	-	60,050
Non-major funds	113,808	84,510	269,700	1,675	469,693
Utilities	55,373	229,479	320,401	143,291	748,544
Sewerage	<u>107,248</u>	<u>247,753</u>	<u>-</u>	<u>108,046</u>	<u>463,047</u>
Total	<u>\$ 472,576</u>	<u>\$ 973,909</u>	<u>\$ 650,151</u>	<u>\$ 253,012</u>	<u>\$ 2,349,648</u>

8. **PAYABLE FROM RESTRICTED ASSETS**

A summary of enterprise funds' current liabilities payable from restricted assets by account follows:

	Utilities System
Customer deposits	\$ 1,300,558
Current portion of bonds payable	<u>693,000</u>
Total	<u>\$ 1,993,558</u>

**ST. JOHN THE BAPTIST PARISH COUNCIL**  
**LAPLACE, LOUISIANA**  
**NOTES TO FINANCIAL STATEMENTS**  
**DECEMBER 31, 2021**

**9. LONG-TERM LIABILITIES**

The following is a summary of long-term liability transactions of the Parish for the year ended December 31, 2021:

	<u>Balance</u> <u>January 1, 2021</u>	<u>Issues</u> <u>Additions</u> <u>Adjustments</u>	<u>Payments</u> <u>Expenditures</u> <u>Adjustments</u>	<u>Balance</u> <u>December 31, 2021</u>	<u>Due</u> <u>Within</u> <u>One Year</u>
<b>Governmental Activities</b>					
General Obligation Bonds -					
Public Offerings	\$ 24,235,000	\$ -	\$ (2,460,000)	\$ 21,775,000	\$ 2,535,000
General Obligation Bonds -					
Direct Placements	20,690,000	-	(2,380,000)	18,310,000	2,475,000
Public Improvement					
Bonds	8,350,000	-	(770,000)	7,580,000	800,000
Sales Tax &					
Revenue Bonds	2,120,000	-	(400,000)	1,720,000	410,000
State Revolving					
Fund Loan	924,000	-	(73,000)	851,000	74,000
Finance Purchase					
Obligation	172,181	-	(86,091)	86,090	86,090
Lease Liability	573,556	154,863	(203,842)	524,577	201,006
Premium	<u>864,845</u>	<u>-</u>	<u>(154,772)</u>	<u>710,073</u>	<u>89,370</u>
Total Governmental					
Activities	<u>57,929,582</u>	<u>154,863</u>	<u>(6,527,705)</u>	<u>51,556,740</u>	<u>6,670,466</u>
<b>Business-Type Activities</b>					
Revenue Bonds	2,590,000	-	(290,000)	2,300,000	300,000
State Revolving					
Fund Loans	4,022,380	3,624,482	(467,000)	7,179,862	393,000
Lease Liability	<u>272,878</u>	<u>222,768</u>	<u>(110,881)</u>	<u>384,765</u>	<u>129,476</u>
Total Business-type					
Activities	<u>6,885,258</u>	<u>3,847,250</u>	<u>(867,881)</u>	<u>9,864,627</u>	<u>822,476</u>
Total Long-Term					
Liabilities	<u>\$ 64,814,840</u>	<u>\$ 4,002,113</u>	<u>\$ (7,395,586)</u>	<u>\$ 61,421,367</u>	<u>\$ 7,492,942</u>

**ST. JOHN THE BAPTIST PARISH COUNCIL**  
**LAPLACE, LOUISIANA**  
**NOTES TO FINANCIAL STATEMENTS**  
**DECEMBER 31, 2021**

**9. LONG-TERM LIABILITIES** (continued)

General Obligation Bonds, Revenue Bonds, and other long-term debt are comprised of the following individual issues:

<u>Bond Type</u>	<u>Date of Issuance</u>	<u>Authorized and Issued</u>	<u>Interest Rate %</u>	<u>Maturity Date</u>	<u>Principal Outstanding</u>	<u>Interest to Maturity</u>
<b>Government Activities:</b>						
<u>General Obligation Bonds</u>						
General Obligation Refunding Bonds -						
Series 2011	11/15/11	8,545,000	2.0-5.0	03/01/22	\$ 1,120,000	\$ 28,000
General Obligation Bonds						
– Series 2014	06/10/14	18,000,000	2.0-3.0	03/01/34	11,700,000	2,550,375
General Obligation Bonds						
– Series 2015	08/26/15	12,000,000	2.0-4.0	03/01/35	<u>8,955,000</u>	<u>2,488,414</u>
Total General Obligation Bonds – Public Offerings					<u>21,775,000</u>	<u>5,066,789</u>
General Obligation Refunding Bonds						
Series 2013	11/13/13	6,050,000	2.25	03/01/24	2,070,000	70,988
Refunding Bonds						
– Series 2016	05/03/16	20,390,000	2.1	03/01/29	<u>16,240,000</u>	<u>1,420,649</u>
Total General Obligation Bonds – Direct Placements					<u>18,310,000</u>	<u>1,491,637</u>
Total General Obligation Bonds					<u>40,085,000</u>	<u>6,558,426</u>
<u>Public Improvement Bonds</u>						
Public Improvement Refunding Bonds,						
Series ST-2020	12/01/20	8,350,000	3.0-4.0	12/01/29	<u>7,580,000</u>	<u>1,158,600</u>
Total Public Improvement Bonds					<u>7,580,000</u>	<u>1,158,600</u>
<u>Revenue Bonds – Direct Placement</u>						
Revenue Bonds Series 2015	07/30/15	3,000,000	2.39	02/01/25	<u>1,720,000</u>	<u>83,770</u>
Total Revenue Bonds – Direct Placement					<u>1,720,000</u>	<u>83,770</u>
<u>Loan – Direct Borrowing</u>						
State Revolving Fund Loan	10/19/12	1,359,000	4.5	12/01/32	<u>851,000</u>	<u>23,342</u>
Total Loan – Direct Borrowing					<u>851,000</u>	<u>23,342</u>
<b>Total Governmental</b>					<u>50,236,000</u>	<u>7,824,138</u>
<b>Business-type Activities:</b>						
<u>Revenue Bonds – Direct Placement</u>						
Water Revenue Utility Bonds						
Series 2012	03/20/12	4,870,000	1.2-2.95	12/01/28	<u>2,300,000</u>	<u>272,350</u>
Total Revenue Bonds – Direct Placement					<u>2,300,000</u>	<u>272,350</u>
<u>Loans</u>						
State Revolving Fund Loan	01/16/19	6,000,000	4.5	12/01/39	4,712,991	203,892
State Revolving Fund Loan	09/18/13	5,500,000	2.95	12/01/32	<u>2,466,871</u>	<u>409,497</u>
Total Loans					<u>7,179,862</u>	<u>613,389</u>
<b>Total Business-type</b>					<u>\$ 9,479,862</u>	<u>\$ 885,739</u>

**ST. JOHN THE BAPTIST PARISH COUNCIL**  
**LAPLACE, LOUISIANA**  
**NOTES TO FINANCIAL STATEMENTS**  
**DECEMBER 31, 2021**

**9. LONG-TERM LIABILITIES** (continued)

Annual debt service to maturity on bonds, including interest, are as follows:

Year Ending December 31,	General Obligation Bonds - Public Offerings	General Obligation Bonds -Direct Placements	Public Improvement Bonds	Revenue Bonds - Direct Placement	Loan - Direct Borrowing	Total Governmental Activities	Revenue Bonds - Direct Placement	Loans - Direct Borrowings	Total Business- Type Activities
2022	\$3,225,632	\$2,836,129	\$1,053,750	\$446,209	\$77,830	\$7,639,550	\$365,168	\$508,357	\$873,525
2023	2,049,958	2,867,245	1,064,750	451,230	77,496	6,510,679	367,067	512,848	879,915
2024	2,024,082	2,901,486	1,071,350	450,953	78,164	6,526,035	363,543	515,857	879,400
2025	2,002,683	2,197,178	1,086,350	455,378	78,826	5,820,415	364,722	519,737	884,459
2026	1,973,507	2,214,652	1,094,350	-	79,484	5,361,993	370,460	523,485	893,945
2027-2031	9,451,514	6,784,947	3,368,050	-	401,178	20,005,689	741,390	2,673,415	3,414,805
2032-2036	6,114,413	-	-	-	81,364	6,195,777	-	2,299,590	2,299,590
2037-2039	-	-	-	-	-	-	-	239,955	239,955
Total debt service to maturity	<u>\$26,841,789</u>	<u>\$19,801,637</u>	<u>\$8,738,600</u>	<u>\$1,803,770</u>	<u>\$ 874,342</u>	<u>\$58,060,138</u>	<u>\$2,572,350</u>	<u>\$7,793,244</u>	<u>\$10,365,594</u>
Less amounts representing interest:									
2022	\$690,632	\$ 361,129	\$253,750	\$36,209	\$3,830	\$1,345,550	\$65,168	\$75,574	\$140,742
2023	619,958	307,245	229,750	26,230	3,496	1,186,679	57,067	71,473	128,540
2024	579,082	251,486	196,350	15,953	3,164	1,046,035	48,543	66,889	115,432
2025	537,683	202,178	161,350	5,378	2,826	909,415	39,722	62,177	101,899
2026	493,507	159,652	124,350	-	2,484	779,993	30,460	57,333	87,793
2027-2031	1,751,514	209,947	193,050	-	7,178	2,161,689	31,390	209,386	240,776
2032-2036	394,413	-	-	-	364	394,777	-	67,587	67,587
2037-2039	-	-	-	-	-	-	-	2,963	2,963
Total Interest	<u>5,066,789</u>	<u>1,491,637</u>	<u>1,158,600</u>	<u>83,770</u>	<u>23,342</u>	<u>7,824,138</u>	<u>272,350</u>	<u>613,382</u>	<u>885,732</u>
Total Principal	<u>\$21,775,000</u>	<u>\$18,310,000</u>	<u>\$7,580,000</u>	<u>\$1,720,000</u>	<u>\$851,000</u>	<u>\$50,236,000</u>	<u>\$2,300,000</u>	<u>\$7,179,862</u>	<u>\$9,479,862</u>

**ST. JOHN THE BAPTIST PARISH COUNCIL**  
**LAPLACE, LOUISIANA**  
**NOTES TO FINANCIAL STATEMENTS**  
**DECEMBER 31, 2021**

**9. LONG-TERM LIABILITIES** (continued)

General Obligation Bonds are secured by an annual ad valorem tax levy. In accordance with LSA-R.S.39:562, the Council is legally restricted from incurring long-term bonded debt in excess of 35 percent of the assessed value of property in the Parish. The statute also states the Parish is restricted from incurring long-term bonded debt in excess of 10 percent of assessed value for any one purpose. The statutory debt limit for the Parish is reported in the Statistical Section of the Parish's Annual Comprehensive Financial Report. The total indebtedness secured by ad valorem taxes totaled \$40,085,000 as of December 31, 2021.

Events of default include principal and interest delinquencies or failure to comply with the performance of any other of the covenants, agreements or conditions. A written notice of the default will be sent to the bondholder and if the failure shall continue for a period of 45 days after written notice is sent, the bondholder shall be entitled to exercise all rights and powers for which provision is made under Louisiana law.

The government-wide financial statements do not include any of the Pollution Control Revenue Bonds or Industrial Revenue Bonds issued by the industrial districts of the Parish. Obligations of the industrial districts are payable solely from the income and revenues derived from the industrial districts. Although the name of the Council appears on the face of the bonds, the Council has not guaranteed payment of those bonds in the event of default by the issuing authority.

All of the outstanding revenue bonds are subject to early redemption provisions.

There are a number of limitations and restrictions contained in the various bond indentures.

**Pledged Revenues**

The Parish has pledged revenues of 12.5 mills of unlimited ad valorem taxes to secure \$40,085,000 of General Obligation Bonds issued for the purpose of constructing and improving public buildings and infrastructure. This debt service millage has been approved by the voters of the Parish through March 1, 2024. Approximately \$10.1 million of pledged ad valorem revenue was utilized for approximately \$6.0 million in principal and interest payments made in 2021 for General Obligation Bonds.

The Parish has pledged revenues from the proceeds of one percent (1%) sales and use tax collected by the St. John the Baptist Parish School Board, of the total two and one quarter percent (2.25%) remitted to the Parish, for the purposes of constructing, maintaining, and improving the Parishwide Waterworks Treatment and Distribution System. These revenues secure \$8,350,000 in Public Improvement Bonds issued for the purpose of constructing, acquiring, extending and improving the sewers and sewerage disposal facilities of the Parish. This one percent tax levy was approved and rededicated in perpetuity by the voters of the Parish in 2010. Approximately \$9.3 million of this dedicated tax was recognized in 2021, with approximately \$1.0 million utilized for debt service payments made in 2021 for Public Improvement Bonds.

The Parish has pledged revenues from the proceeds of one-quarter percent (0.25%) sales and use tax collected by the St. John the Baptist Parish School Board, of the total two and one quarter percent (2.25%) remitted to the Parish, for the purposes of providing fire protection throughout the Parish. These revenues secure \$2,120,000 in Sales Tax Bonds issued for the purpose of acquiring fire-fighting equipment, lands, and machinery for the Volunteer Fire Departments of the Parish. This one-quarter percent tax levy was approved perpetuity by the voters of the Parish in 1984. Approximately \$5.7 million of this dedicated tax was recognized in 2021, with approximately \$446,000 utilized for debt service payments made in 2021 for Sales Tax Bonds.



**ST. JOHN THE BAPTIST PARISH COUNCIL**  
**LAPLACE, LOUISIANA**  
**NOTES TO FINANCIAL STATEMENTS**  
**DECEMBER 31, 2021**

**9. LONG-TERM LIABILITIES** (continued)

The Parish has pledged revenues for a portion of income and revenues derived by the Parish from the operation of the waterworks system of the Parish. These revenues secure \$2,590,000 in Revenue Bonds issued for the purpose of constructing, maintaining, and improving the waterworks system of the Parish. These bonds mature on December 1, 2028, at which point, the revenues of the waterworks system will no longer be pledged for debt service. Approximately \$7.0 million was recognized as operating revenue for the waterworks system in 2021, with approximately \$363,000 utilized for debt service payments made in 2021 for Revenue Bonds.

**10. LEASES**

The Parish entered into multiple agreements as lessee for the acquisition and use of equipment and vehicles, including copiers, GPS trackers, and generators. As of December 31, 2021, the value of the lease liabilities were \$524,577 for governmental activities and \$384,765 for business-type activities. The Parish is required to make monthly principal and interest payments totaling \$30,000. The leases have interest rates ranging from 3.24% to 4.8%.

The future principal and interest lease payments as of December 31, 2021, were as follows:

Year Ending December 31,	Governmental Activities			Business-Type Activities		
	Principal	Interest	Total	Principal	Interest	Total
2022	\$ 201,006	\$ 16,831	\$ 217,837	\$ 129,476	\$ 12,386	\$ 141,862
2023	182,020	9,301	191,321	121,945	7,627	129,572
2024	128,527	2,435	130,962	101,303	3,001	104,304
2025	13,024	172	13,196	32,041	462	32,503
Totals	\$ 524,577	\$ 28,739	\$ 553,316	\$ 384,765	\$ 23,476	\$ 408,241

**ST. JOHN THE BAPTIST PARISH COUNCIL**  
**LAPLACE, LOUISIANA**  
**NOTES TO FINANCIAL STATEMENTS**  
**DECEMBER 31, 2021**

**11. FINANCED PURCHASE OBLIGATIONS**

The following is a schedule of financed purchase obligations at December 31, 2021:

<u>Description</u>	<u>Capitalizable Amount</u>	<u>Interest Rate</u>	<u>Termination Date</u>	<u>Principal Balance</u>	<u>Interest to Maturity</u>
<b>Governmental Funds:</b>					
Motorola 911 System	\$ 430,454	0.00%	7/15/2022	\$ 86,090	\$ -
Total Leases Payable	<u>\$ 430,454</u>			<u>\$ 86,090</u>	<u>\$ -</u>

The following is a schedule of future minimum lease payments under a financed purchase and the present value of the net minimum lease payments as of December 31, 2021:

<u>Year Ending</u>	<u>Governmental Funds</u>
2022	\$ 86,090
Total Minimum Lease Payments	86,090
Less: Amounts Representing Interest	<u>-</u>
Present Value of Net Minimum Lease Payments	<u>\$ 86,090</u>

**12. PENSION PLAN**

Substantially all employees of the Parish are members of one of the following statewide retirement systems: Firefighters' Retirement System of Louisiana ("FRS"), Parochial Employees' Retirement System of Louisiana ("PERS"), Registrar of Voters Employees' Retirement System of Louisiana ("RVERS"), or the District Attorneys' Retirement System ("DARS"). These systems are cost-sharing multiple-employer, defined benefit pension plans administered by separate boards of trustees.

**General Information about the Pension Plans**

**Plan Descriptions**

**FRS**

The Firefighters' Retirement System is the administrator of a cost-sharing multiple-employer plan. Membership in the system is a condition of employment for any full-time firefighters who earn at least \$375 per month, excluding state supplemental pay, and are employed by a fire department of any municipality, parish, or fire protection district of the State of Louisiana, excepting Orleans and Lafayette Parishes, in addition to employees of the FRS. The system provides retirement, disability, and death benefits for its members.

**ST. JOHN THE BAPTIST PARISH COUNCIL**  
**LAPLACE, LOUISIANA**  
**NOTES TO FINANCIAL STATEMENTS**  
**DECEMBER 31, 2021**

**12. PENSION PLAN** (continued)

**Plan Descriptions** (continued)

The projections of benefit payments in the calculation of the total pension liability includes all benefits to be provided to current active and inactive employees through the system in accordance with benefit terms and any additional legal agreements to provide benefits that are in force at the measurement date.

**PERS**

Parochial Employees' Retirement System of Louisiana is the administrator of a cost-sharing multiple employer defined benefit pension plan. The System was established and provided for by R.S.11:1901 of the Louisiana Revised Statute ("LRS").

The System provides retirement benefits to employees of taxing districts of a parish or any branch or section of a parish within the State which does not have their own retirement system and which elects to become members of the System.

All permanent parish government employees (except those employed by Orleans, Lafourche, and East Baton Rouge Parishes) who work at least 28 hours a week shall become members on the date of employment. New employees meeting the age and Social Security criteria have up to 90 days from the date of hire to elect to participate.

As of January 1997, elected officials, except coroners, justices of the peace, and parish presidents may no longer join the Parochial System.

**RVERS**

The Registrar of Voters Employees' Retirement System is a cost-sharing multiple-employer defined benefit pension plan established in accordance by Act 215 of 1954, under Revised Statute 11:2032 to provide retirement allowances and other benefits for registrars of voters, their deputies, and their permanent employees in each parish of the State of Louisiana.

The System was established on January 1, 1955 for the purpose of providing retirement allowances and other benefits as stated under the provisions of R.S. Title 11:2032, as amended, for registrars of voters, their deputies, and their permanent employees in each parish. The projection of benefit payments in the calculation of the total pension liability includes all benefits to be provided to current active and inactive employees through the System in accordance with the benefit terms and any additional legal agreements to provide benefits that are in force at the measurement date.

**DARS**

The District Attorneys' Retirement System, State of Louisiana is the administrator of a cost-sharing multiple-employer defined benefit pension plan. The System was established on August 1, 1956 and was placed under the management of the board of trustees for the purpose of providing retirement allowances and other benefits as stated under the provisions of R.S. 11, Chapter 3 for district attorneys and their assistants in each parish.

**ST. JOHN THE BAPTIST PARISH COUNCIL**  
**LAPLACE, LOUISIANA**  
**NOTES TO FINANCIAL STATEMENTS**  
**DECEMBER 31, 2021**

**12. PENSION PLAN** (continued)

**Plan Descriptions** (continued)

All persons who are district attorneys of the State of Louisiana, assistant district attorneys in any parish of the State of Louisiana, or employed by this retirement system and the Louisiana District Attorneys' Association except for elected or appointed officials who have retired from service under any publicly funded retirement system within the state and who are currently receiving benefits, shall become members as a condition of their employment; provided, however, that in the case of assistant district attorneys, they must be paid an amount not less than the minimum salary specified by the board for assistant district attorneys, currently \$18,000 per year. The projection of benefit payments in the calculation of the total pension liability includes all benefits to be provided to current active and inactive employees through the System in accordance with the benefit terms and any additional legal agreements to provide benefits that are in force at the measurement date.

**Benefits Provided**

**FRS**

Benefit provisions are authorized within Act 434 of 1979 and amended by LRS 11:2251-11:2272. The following is a description of the plan and its benefits and is provided for general information purposes only. Participants should refer to the appropriate statutes for more complete information.

Any person who becomes an employee as defined in LRS 11:2252 on and after January 1, 1980 shall become a member as a condition of employment. Members may retire 1) at any age with 25 years or more of creditable service, or 2) at age 50 with at least 20 years of creditable service.

No person who has attained age 50 or over shall become a member of the System, unless the person becomes a member by reason of a merger or unless the System received an application for membership before the applicant attained the age of 50. No person who has not attained the age of eighteen years shall become a member of the System.

Any person who has retired from service under any retirement system or pension fund maintained basically for public officers and employees of the state, its agencies or political subdivisions, and who is receiving retirement benefits therefrom may become a member of this System, provided the person meets all other requirements for membership. Service credit from the retirement system or pension plan from which the member is retired shall not be used for reciprocal recognition of service with this System, or for any other purpose in order to attain eligibility or increase the amount of service credit in this System.

**ST. JOHN THE BAPTIST PARISH COUNCIL**  
**LAPLACE, LOUISIANA**  
**NOTES TO FINANCIAL STATEMENTS**  
**DECEMBER 31, 2021**

**12. PENSION PLAN** (continued)

**Benefits Provided** (continued)

**PERS**

Any member of Plan A can retire providing he/she meets one of the following criteria:

For employees hired prior to January 1, 2007:

1. Any age with 30 or more years of creditable service.
2. Age 55 with 25 years of creditable service.
3. Age 60 with a minimum of 10 years of creditable service.
4. Age 65 with a minimum of 7 years of creditable service.

For employees hired after January 1, 2007:

1. Age 55 with 30 years of service.
2. Age 62 with 10 years of service.
3. Age 67 with 7 years of service.

Generally, the monthly amount of the retirement allowance of any member of Plan A shall consist of an amount equal to three percent of the member's five year final average compensation multiplied by his/her years of creditable service. However, under certain conditions, as outlined in the statutes, the benefits are limited to specified amounts.

**RVERS**

Any member hired prior to January 1, 2013 is eligible for normal retirement after he has 20 years of creditable service and is age 55 or has 10 years of creditable service and is age 60. Any member with 30 years of creditable service regardless of age may retire. Regular retirement benefits for members hired prior to January 1, 2013 are calculated at 3.33% of the average annual earned compensation for the highest consecutive 60 months multiplied by the number of years of creditable service, not to exceed 100% of average annual compensation.

Any member hired on or after January 1, 2013 is eligible for normal retirement after he has attained 30 years of creditable service and is age 55; has attained 20 years of creditable service and is age 60; or has attained 10 years of creditable service and is age 62. Regular retirement benefits for members hired on or after January 1, 2013 are calculated at 3.00% of the average annual earned compensation for the highest consecutive 60 months multiplied by the number of years of creditable service, not to exceed 100% of average annual compensation. Retirement benefits for members hired on or after January 1, 2013 that have attained 30 years of creditable service with at least 20 years of creditable service in the System are calculated at 3.33% of the average annual compensation for the highest consecutive 60 months multiplied by the number of years of creditable service, not to exceed 100% of average annual compensation.

Any member whose withdrawal from service occurs prior to attaining the age of 60 years, who shall have completed 10 or more years of creditable service and shall not have received a refund of his accumulated contributions, shall become eligible for a deferred allowance beginning upon his attaining the age of 60 years.

**ST. JOHN THE BAPTIST PARISH COUNCIL**  
**LAPLACE, LOUISIANA**  
**NOTES TO FINANCIAL STATEMENTS**  
**DECEMBER 31, 2021**

**12. PENSION PLAN** (continued)

**Benefits Provided** (continued)

**DARS**

Members who joined the DARS before July 1, 1990, and who have elected not to be covered by the new provisions, are eligible to receive a normal retirement benefit if they have 10 or more years of creditable service and are at least age 62, or if they have 18 or more years of service and are at least age 60, or if they have 23 or more years of service and are at least age 55, or if they have 30 years of service regardless of age. The normal retirement benefit is equal to 3% of the member's average final compensation for each year of creditable service. Members are eligible for early retirement at age 60 if they have at least 10 years of creditable service or at age 55 with at least 18 years of creditable service. Members who retire prior to age 60 with, less than 23 year of service credit, receive a retirement benefit reduced 3% for each year of age below 60. Members who retire prior to age 62 who have less than 18 years of service receive a retirement benefit reduced 3% for each year of age below 62. Retirement benefits may not exceed 100% of final average compensation.

Members who joined the DARS after July 1, 1990, or who elected to be covered by the new provisions, are eligible to receive normal retirement benefits if they are age 60 and have 10 years of service credit, are age 55 and have 24 years of service credit, or have 30 years of service credit regardless of age. The normal retirement benefit is equal to 3.5% of the member's final average compensation multiplied by years of membership service. A member is eligible for an early retirement benefit if he is age 55 and has 18 years of service credit. The early retirement benefit is equal to the normal retirement benefit reduced 3% for each year the member retires in advance of normal retirement age. Benefits may not exceed 100% of average final compensation.

**Disability Benefits**

**FRS**

A member who acquires a disability, and who files for disability benefits while in service, and who upon medical examination and certification as provided for in Title 11, is found to have a total disability solely as the result of injuries sustained in the performance of his official duties, or for any cause, provided the member has at least five years of creditable service and provided that the disability was incurred while the member was an active contributing member in active service, shall be entitled to disability benefits under the provisions of R.S. 11 :2258(8).

**PERS**

For Plan A, a member shall be eligible to retire and receive a disability benefit if they were hired prior to January 1, 2007 and has at least five years of creditable service or if hired after January 1, 2007, has seven years of creditable service, and is not eligible for normal retirement and has been officially certified as disabled by the State Medical Disability Board. Upon retirement caused by disability, a member of Plan A shall be paid a disability benefit equal to the lesser of an amount equal to 3.00% of the member's final average compensation multiplied by his years of service, not to be less than 15, or 3.00% multiplied by years of service assuming continued service to age 60.

**ST. JOHN THE BAPTIST PARISH COUNCIL**  
**LAPLACE, LOUISIANA**  
**NOTES TO FINANCIAL STATEMENTS**  
**DECEMBER 31, 2021**

**12. PENSION PLAN** (continued)

**Disability Benefits** (continued)

**RVERS**

Disability benefits are provided to active contributing members with at least 10 years of service established in the System and who have been officially certified as disabled by the State Medical Disability Board. The disabled member who has attained the age of 60 years shall be entitled to a regular retirement allowance. The disabled member who has not yet attained age 60 shall be entitled to a disability benefit equal to the lesser of 3.00% of his average final compensation multiplied by the number of creditable years of service (not to be less than 15 years) or 3 1/3% of average final compensation multiplied by the years of service assuming continued service to age 60. Disability benefits may not exceed two-thirds of earnable compensation.

**DARS**

Disability benefits are awarded to active contributing members with at least 10 years of service who are found to be totally disabled as a result of injuries incurred while in active service. The member receives a benefit equal to three percent (3½ % for members covered under the new retirement benefit provisions) of his average final compensation multiplied by the lesser of his actual service (not to be less than 15 years) or projected continued service to age 60.

**Survivor Benefits**

**FRS**

Benefits shall be payable to the surviving eligible spouse or designated beneficiary of a deceased member as specified in R.S. 11 :2256(8) & (C).

**PERS**

Upon the death of any member of Plan A with five (5) or more years of creditable service who is not eligible for retirement, the plan provides for benefits for the surviving spouse and minor children, as outlined in the statutes.

Any member of Plan A, who is eligible for normal retirement at time of death, the surviving spouse shall receive an automatic Option 2 benefit, as outlined in the statutes.

A surviving spouse who is not eligible for Social Security survivorship or retirement benefits, and married not less than twelve (12) months immediately preceding death of the member, shall be paid an Option 2 benefit beginning at age 50.

**RVERS**

If a member who has less than five years of credited service dies due to any cause other than injuries sustained in the performance of his official duties, his accumulated contributions are paid to his designated beneficiary. If the member has five (5) or more years of credited service, and is not eligible to retire, automatic option 2 benefits are payable to the surviving spouse. These benefits are based on the retirement benefits accrued at the member's date of death with option 2 factors used as if the member had continued in service to earliest normal retirement age.

**ST. JOHN THE BAPTIST PARISH COUNCIL**  
**LAPLACE, LOUISIANA**  
**NOTES TO FINANCIAL STATEMENTS**  
**DECEMBER 31, 2021**

**12. PENSION PLAN** (continued)

**Survivor Benefits** (continued)

If a member has no surviving spouse and the member has five or more years of creditable service, the surviving minor children under 18 or disabled children shall be paid 80% of the accrued retirement benefit in equal shares until the age of majority or for the duration of the handicap for a handicapped child. Upon the death of any former member with 10 or more years of service, automatic option 2 benefits are payable to the surviving spouse. In lieu of periodic payments, the surviving spouse or children may receive a refund of the member's accumulated contributions.

**DARS**

Upon the death of a member with less than five (5) years of creditable service, his accumulated contributions and interest thereon are paid to his surviving spouse, if he is married, or to his designated beneficiary, if he is not married. Upon the death of any active, contributing member with five (5) or more years of service or any member with 23 years of service who has not retired, automatic option 2 benefits are payable to the surviving spouse. These benefits are based on the retirement benefits accrued at the member's date of death with the option factors used as if the member had continued in service to earliest normal retirement age. If a member has no surviving spouse, the surviving minor children under 18 or disabled children are paid 80% of the member's accrued retirement benefit divided into equal shares. If a member has no surviving spouse or children, his accumulated contributions and interest are paid to his designated beneficiary. In lieu of periodic payments, the surviving spouse or children may receive a refund of the member's accumulated contributions with interest.

Upon withdrawal from service, members not entitled to a retirement allowance are paid a refund of accumulated contributions upon request. Receipt of such a refund cancels all accrued rights in DARS.

The Board of Trustees is authorized to grant retired members and widows of members who have retired an annual cost of living increase of 3% of their original benefit, (not to exceed sixty dollars per month) and all retired members and widows who are sixty-five years of age and older a 2% increase in their original benefit. In lieu of other cost of living increases the board may grant an increase to retirees in the form of "Xx(A&B)" where "A" is equal to the number of years of credited service accrued at retirement or death of the member or retiree and "B" is equal to the number of years since death of the member or retiree to June 30 of the initial year of increase and "X" is equal to any amount available for funding such increase up to a maximum of \$1.00. In order for the board to grant any of these increases, the System must meet certain criteria detailed in the statute related to funding status and interest earnings.



**ST. JOHN THE BAPTIST PARISH COUNCIL**  
**LAPLACE, LOUISIANA**  
**NOTES TO FINANCIAL STATEMENTS**  
**DECEMBER 31, 2021**

**12. PENSION PLAN** (continued)

**Deferred Retirement Option Plan benefits (DROP)**

**FRS**

After completing 20 years of creditable service and age 50, or 25 years at any age, a member may elect to participate in the deferred retirement option plan (DROP) for up to 36 months.

Upon commencement of participation in DROP, employer and employee contributions to the system cease. The monthly retirement benefit that would have been payable is paid into the member's DROP account. Upon termination of employment, a participant in the program has several options to receive their DROP benefit. A member may (1) elect to roll over all or a portion of their DROP balance into another eligible qualified plan, (2) receive a lump-sum payment from the account, (3) receive single withdrawals at the discretion of the member, (4) receive monthly or annual withdrawals, or (5) receive an annuity based on the DROP account balance. These withdrawals are in addition to his regular monthly benefit. If employment is not terminated at the end of the 36 months, the participant resumes regular contributions to the system. No payments may be made from the DROP account until the participant retires.

**PERS**

Act 338 of 1990 established the DROP for the Retirement System. DROP is an option for that member who is eligible for normal retirement.

In lieu of terminating employment and accepting a service retirement, any member of Plan A who is eligible to retire may elect to participate in the DROP in which they are enrolled for three years and defer the receipt of benefits. During participation in the plan, employer contributions are payable but employee contributions cease. The monthly retirement benefits that would be payable, had the person elected to cease employment and receive a service retirement allowance, are paid into the DROP Fund.

Upon termination of employment prior to or at the end of the specified period of participation, a participant in the DROP may receive, at his option, a lump sum from the account equal to the payments into the account, a true annuity based upon his account balance in that fund, or roll over the fund to an Individual Retirement Account. Interest is accrued on the DROP benefits for the period between the end of DROP participation and the member's retirement date.

For individuals who become eligible to participate in the DROP on or after January 1, 2004, all amounts which remain credited to the individual's subaccount after termination in the Plan will be placed in liquid asset money market investments at the discretion of the board of trustees. These subaccounts may be credited with interest based on money market rates of return or, at the option of the System, the funds may be credited to self-directed subaccounts. The participant in the self-directed portion of this Plan must agree that the benefits payable to the participant are not the obligations of the state or the System, and that any returns and other rights of the Plan are the sole liability and responsibility of the participant and the designated provider to which contributions have been made.

**ST. JOHN THE BAPTIST PARISH COUNCIL**  
**LAPLACE, LOUISIANA**  
**NOTES TO FINANCIAL STATEMENTS**  
**DECEMBER 31, 2021**

**12. PENSION PLAN** (continued)

**Deferred Retirement Option Plan benefits (DROP)** (continued)

**RVERS**

In lieu of terminating employment and accepting a service retirement allowance, any member with 10 or more years of service at age 60, 20 or more years of service at age 55, or 30 or more years of service at any age may elect to participate in the Deferred Retirement Option Plan (DROP) for up to three years and defer the receipt of benefits. Upon commencement of participation in the plan, membership in the System terminates. During participation in the plan, employer contributions are payable, but employee contributions cease. The monthly retirement benefits that would have been payable, had the person elected to cease employment and receive a service retirement allowance, are paid into the DROP fund. This fund does not earn interest. In addition, no cost of living increases are payable to participants until employment which made them eligible to become members of the System has been terminated for at least one full year.

Upon termination of employment prior to or at the end of the specified period of participation, a participant in the plan may receive, at his option, a lump sum from the account equal to the payments into the account, a true annuity based upon his account balance in that fund, or any other method of payment if approved by the Board of Trustees. The monthly benefits that were being paid into the Deferred Retirement Option Plan fund will begin to be paid to the retiree. If the participant dies during participation in the plan, a lump sum equal to his account balance in the plan fund shall be paid to his named beneficiary or, if none, to his estate. If employment is not terminated at the end of the 3 years, payments into the plan fund cease and the person resumes active contributing membership in the System.

**DARS**

In lieu of receiving a service retirement allowance, any member who has more years of service than are required for a normal retirement may elect to receive a Back-Deferred Retirement Option Program (Back-DROP) benefit.

The Back-DROP benefit is based upon the Back-DROP period selected and the final average compensation prior to the period selected. The Back-DROP period is the lesser of three years or the service accrued between the time a member first becomes eligible for retirement and his actual date of retirement. At retirement, the member's maximum monthly retirement benefit is based upon his service, final average compensation, and plan provisions in effect on the last day of creditable service immediately prior to the commencement of the Back-DROP period. In addition to the monthly benefit at retirement, the member receives a lump-sum payment equal to the maximum monthly benefit as calculated above multiplied by the number of months in the Back-DROP period. In lieu of receiving the lump-sum payment, the member may leave the funds on deposit with the system in an interest bearing account.

**ST. JOHN THE BAPTIST PARISH COUNCIL**  
**LAPLACE, LOUISIANA**  
**NOTES TO FINANCIAL STATEMENTS**  
**DECEMBER 31, 2021**

**12. PENSION PLAN** (continued)

**Deferred Retirement Option Plan benefits (DROP)** (continued)

Prior to January 1, 2009, eligible members could elect to participate in the DROP for up to three years in lieu of terminating employment and accepting a service benefit. During participation in the DROP, employer contributions were payable and employee contributions were reduced to ½ of 1%. The monthly retirement benefits that would have been payable to the member were paid into a DROP account, which did not earn interest while the member was participating in the DROP. Upon termination of participation, the participant in the plan received, at his option, a lump sum from the account equal to the payments into the account or systematic disbursements from his account in any manner approved by the board of trustees. The monthly benefits that were being paid into the DROP would then be paid to the retiree. All amounts which remain credited to the individual's sub-account after termination of participation in the plan were invested in liquid money market funds. Interest was credited thereon as actually earned.

**Initial Benefit Option Plan**

FRS

Effective June 16, 1999, members eligible to retire and who do not choose to participate in DROP may elect to receive, at the time of retirement, an initial benefit option (IBO) in an amount up to 36 months of benefits, with an actuarial reduction of their future benefits. Such amounts may be withdrawn or remain in the IBO account earning interest at the same rate as the DROP account.

**Cost of Living Adjustments**

FRS

Under the provisions of R.S. 11:246 and 11:2260(A)(7), the board of trustees is authorized to grant retired members and widows of members who have retired an annual cost of living increase of up to 3% of their current benefit, and all retired members and widows who are 65 years of age and older a 2% increase in their original benefit. In order for the board to grant either of these increases, the System must meet certain criteria detailed in the statute related to funding status and interest earnings (R.S. 11:243). In lieu of these COLAs, pursuant to R.S. 11:241, the board may also grant an increase in the form of "Xx (A+B)," where "X" is any amount up to \$1 per month, and "A" is equal to the number of years of credited service accrued at retirement or at death of the member or retiree, and "B" is equal to the number of years since retirement or since death of the member or retiree to June 30th of the initial year of such increase.

PERS

The Board is authorized to provide a cost of living allowance for those retirees who retired prior to July 1973. The adjustment cannot exceed 2% of the retiree's original benefit for each full calendar year since retirement and may only be granted if sufficient funds are available from investment income in excess of normal requirements.

**ST. JOHN THE BAPTIST PARISH COUNCIL**  
**LAPLACE, LOUISIANA**  
**NOTES TO FINANCIAL STATEMENTS**  
**DECEMBER 31, 2021**

**12. PENSION PLAN** (continued)

**Cost of Living Adjustments** (continued)

In addition, the Board may provide an additional cost of living increase to all retirees and beneficiaries who are over age sixty-five equal to 2% of the member's benefit paid on October 1, 1977, (or the member's retirement date, if later). Also, the Board may provide a cost of living increase up to 2.5% for retirees 62 and older (LRS 11:1937). Lastly, Act 270 of 2009 provided for further reduced actuarial payments to provide an annual 2.5% cost of living adjustment commencing at age 55.

**RVERS**

Cost of living provisions for the System allows the board of trustees to provide an annual cost of living increase of 2.0% of the eligible retiree's original benefit if certain funding criteria are met. Members are eligible to receive a cost of living adjustment once they have reached the age of sixty and have been retired at least one year. Funding criteria for granting cost of living adjustments is dependent on the funded ratio.

**DARS**

The Board of Trustees is authorized to grant retired members and surviving beneficiaries of members who have retired an annual cost of living increase of 3% of their original benefit, (not to exceed sixty dollars per month) and all retired members and surviving beneficiaries who are sixty-five years of age and older a 2% increase in their original benefit. In lieu of other cost of living increases the board may grant an increase to retirees in the form of "Xx(A&B)" where "A" is equal to the number of years of credited service accrued at retirement or death of the member or retiree and "B" is equal to the number of years since death of the member or retiree to June 30 of the initial year of increase and "X" is equal to any amount available for funding such increase up to a maximum of \$1.00. In order for the board to grant any of these increases, the DA System must meet certain criteria detailed in the statute related to funding status and interest earnings.

**Contributions**

**FRS**

Contributions for all members are established by statute at 10.0% for wages above poverty and 8.0% for wages below poverty for the years ending/ended June 30, 2021 and 2020. The contributions are deducted from the member's salary and remitted by the Parish.

According to state statute, employer contributions are actuarially determined each year. For the year ended June 30, 2021, the employer contributions were 32.25% of covered payroll above poverty and 34.25% of covered payroll below poverty, respectively. For the year ended June 30, 2020, the employer contribution rates were 27.75% of covered payroll above poverty and 29.75% of covered payroll below poverty, respectively. The actual rates differ from the actuarially required rate due to state statutes that require the contribution rate be calculated and set two years prior to the year effective. Contributions to the pension plan from the Parish were \$750,808 for the year ended December 31, 2021.

**ST. JOHN THE BAPTIST PARISH COUNCIL**  
**LAPLACE, LOUISIANA**  
**NOTES TO FINANCIAL STATEMENTS**  
**DECEMBER 31, 2021**

**12. PENSION PLAN** (continued)

**Contributions** (continued)

The System also receives insurance premium tax monies as additional employer contributions. The tax is considered support from a non-contributing entity and appropriated by the legislature each year based on an actuarial study. Non-employer contributions are recognized as revenue during the year ended December 31, 2021, and were excluded from pension expense.

**PERS**

Contributions for all members are established by statute at 9.50% of compensation for the year ended December 31, 2021. The contributions are deducted from the member's salary and remitted by the Parish.

According to state statute, contributions for all employers are actuarially determined each year. For the years ended December 31, 2021 and December 31, 2020, the employer contribution rates were 7.50% and 12.25%, respectively for Plan A. The actual rate differs from the actuarially required rate due to state statutes that require the contribution rate be calculated and set two years prior to the year effective. Contributions to the pension plan from the Parish were \$1,308,838 for the year ended December 31, 2021.

According to state statute, the System also receives  $\frac{1}{4}$  of 1% of ad valorem taxes collected within the respective parishes, except for Orleans and East Baton Rouge parishes. The System also receives revenue sharing funds each year as appropriated by the Legislature. Tax monies and revenue sharing monies are apportioned between Plan A and Plan B in proportion to the member's compensation. These additional sources of income are used as additional employer contributions and are considered support from non-employer contributing entities. Non-employer contributions are recognized as revenue and excluded from pension expense for the year ended December 31, 2021.

**RVERS**

Contributions for all members are established by statute at 7.0% of compensation for the years ending/ended June 30, 2021 and 2020. The contributions are deducted from the member's salary and remitted by the Parish.

According to state statute, contribution requirements for all employers are actuarially determined each year. For the years ended June 30, 2021 and 2020, the employer contribution rates were 18.00%. The actual rate differs from the actuarially required rate due to state statutes that require the contribution rate be calculated and set two years prior to the year effective. Contributions to the pension plan from the Parish were \$14,361 for the year ended December 31, 2021.

**ST. JOHN THE BAPTIST PARISH COUNCIL**  
**LAPLACE, LOUISIANA**  
**NOTES TO FINANCIAL STATEMENTS**  
**DECEMBER 31, 2021**

**12. PENSION PLAN** (continued)

**Contributions** (continued)

In accordance with state statute, the System also receives ad valorem taxes and state revenue sharing funds. These additional sources of income are used as employer contributions and are considered support from non-employer contributing entities, but are not considered special funding situations. Non-employer contributions are recognized as revenue and excluded from pension expense for the year ended December 31, 2021.

**DARS**

Contributions for all members are established by statute at 8.0% of compensation for the years ending/ended June 30, 2021 and 2020. The contributions are deducted from the member's salary and remitted by the Parish.

According to state statute, contribution requirements for all employers are actuarially determined each year. For the years ended June 30, 2021 and 2020, the employer contribution rates were 4.00%. The actual rate differs from the actuarially required rate due to state statutes that require the contribution rate be calculated and set two years prior to the year effective. Contributions to the pension plan from the District Attorney were \$2,429 for the year ended December 31, 2021.

In accordance with state statute, DARS receives ad valorem taxes and state revenue sharing funds. These additional sources of income are used as employer contributions and are considered support from non-employer contributing entities. Non-employer contributions are recognized as revenue and excluded from pension expense for the year ended December 31, 2021.

**Pension Liabilities, Pension Expense, and Deferred Outflows of Resources and Deferred Inflows of Resources Related to Pensions**

At December 31, 2021, the Parish reported a combined liability of \$3,150,067 and an asset of \$2,868,801 for its proportionate share of the Net Pension Liabilities (NPL)/Net Pension Asset (NPA). The NPL for FRS, RVERS, and DARS was measured as of June 30, 2021, and the NPA for PERS was measured as of December 31, 2020. The total pension liability used to calculate the NPL was determined based on an actuarial valuation as of those dates. The Parish's proportion of the NPL was based on a projection of the Parish's long-term share of contributions to the pension plan relative to the projected contribution of all participating employers, actuarially determined.

**ST. JOHN THE BAPTIST PARISH COUNCIL**  
**LAPLACE, LOUISIANA**  
**NOTES TO FINANCIAL STATEMENTS**  
**DECEMBER 31, 2021**

**12. PENSION PLAN** (continued)

**Pension Liabilities, Pension Expense, and Deferred Outflows of Resources and Deferred Inflows of Resources Related to Pensions** (continued)

The following table reflects the Parish's proportionate share of the Net Pension Liability/Net Pension Asset for each of the pension plans, the proportion at June 30, 2021 (December 31, 2020 for PERS) and the change compared to the June 30, 2020 (December 31, 2019 for PERS) proportion.

	<b>Net Pension Liability (Asset) at December 31, 2021</b>	<b>Proportion at Measurement Date</b>	<b>Increase (Decrease) to Prior Measurement Date</b>
<b>FRS</b>	\$ 3,122,974	0.881237%	0.000140%
<b>PERS</b>	(2,868,801)	1.636123%	(0.073040%)
<b>RVERS</b>	16,825	0.530388%	0.061160%
<b>DARS</b>	10,268	0.057673%	(0.000040%)
	<u>\$ 281,266</u>		

The following table reflects the Parish's recognized pension expense for the year ended December 31, 2021.

	<b>Pension Expense</b>
<b>FRS</b>	\$ 387,094
<b>PERS</b>	322,101
<b>RVERS</b>	16,414
<b>DARS</b>	5,910
	<u>\$ 731,519</u>

At December 31, 2021, the Parish reported deferred outflows of resources and deferred inflows of resources related to pensions from the following sources:

<b><u>FRS</u></b>	<b>Deferred Outflows of Resources</b>	<b>Deferred Inflows of Resources</b>
Differences between expected and actual experience	\$ -	\$ (280,450)
Changes in assumptions	676,726	-
Net difference between projected and actual earnings on pension plan investments	-	(1,850,636)
Changes in proportion and differences between employer contributions and proportionate share of contributions	165,673	(75,918)
Employer contributions subsequent to the measurement date	407,803	-
Total FRS	<u>\$ 1,250,202</u>	<u>\$ (2,207,004)</u>

**ST. JOHN THE BAPTIST PARISH COUNCIL**  
**LAPLACE, LOUISIANA**  
**NOTES TO FINANCIAL STATEMENTS**  
**DECEMBER 31, 2021**

**12. PENSION PLAN** (continued)

**Pension Liabilities, Pension Expense, and Deferred Outflows of Resources and Deferred Inflows of Resources Related to Pensions** (continued)

	Deferred Outflows of Resources	Deferred Inflows of Resources
<b><u>PERS</u></b>		
Differences between expected and actual experience	\$ 698,455	\$ (342,408)
Changes in assumptions	938,582	-
Net difference between projected and actual earnings on pension plan investments	-	(5,599,066)
Changes in proportion and differences between employer contributions and proportionate share of contributions	96,162	(72,777)
Employer contributions subsequent to the measurement date	1,308,838	-
Total PERS	\$ 3,042,037	\$ (6,014,251)
<b><u>RVERS</u></b>		
Differences between expected and actual experience	\$ 7,754	\$ (9,724)
Changes in assumptions	18,513	-
Net difference between projected and actual earnings on pension plan investments	-	(82,662)
Changes in proportion and differences between employer contributions and proportionate share of contributions	15,947	(17,455)
Employer contributions subsequent to the measurement date	6,231	-
Total RVERS	\$ 48,445	\$ (109,841)
<b><u>DARS</u></b>		
Differences between expected and actual experience	\$ 3,294	\$ (3,153)
Changes in assumptions	19,376	-
Net difference between projected and actual earnings on pension plan investments	-	(27,926)
Changes in proportion and differences between employer contributions and proportionate share of contributions	472	(802)
Employer contributions subsequent to the measurement date	1,698	-
Total DARS	\$ 24,840	\$ (31,881)



**ST. JOHN THE BAPTIST PARISH COUNCIL**  
**LAPLACE, LOUISIANA**  
**NOTES TO FINANCIAL STATEMENTS**  
**DECEMBER 31, 2021**

**12. PENSION PLAN** (continued)

**Pension Liabilities, Pension Expense, and Deferred Outflows of Resources and Deferred Inflows of Resources Related to Pensions** (continued)

Summary totals of deferred outflows of resources and deferred inflows of resources by pension plan:

	<b>Deferred Outflows of Resources</b>	<b>Deferred Inflows of Resources</b>
<b>FRS</b>	\$ 1,250,202	\$ (2,207,004)
<b>PERS</b>	3,042,037	(6,014,251)
<b>RVERS</b>	48,445	(109,841)
<b>DARS</b>	24,840	(31,881)
	<u>\$ 4,365,524</u>	<u>\$ (8,362,977)</u>

Deferred outflows of resources related to pensions resulting from the Parish's contributions subsequent to the measurement date will be recognized as a reduction of net pension liability in the year ending December 31, 2021.

The following table lists the pension contributions made subsequent to the measurement period for each pension plan:

	<b>Subsequent Contributions</b>
<b>FRS</b>	\$ 407,803
<b>PERS</b>	1,308,838
<b>RVERS</b>	6,231
<b>DARS</b>	1,698
	<u>\$ 1,724,570</u>

Other amounts reported as deferred outflows of resources and deferred inflows of resources related to pensions will be recognized in pension expense as follows:

Year ending December 31:	<b>FRS</b>	<b>PERS</b>	<b>RVERS</b>	<b>DARS</b>	<b>Total</b>
2022	\$ (290,328)	\$ (1,206,580)	\$ (28,644)	\$ (1,489)	\$ (1,527,041)
2023	(303,605)	(409,233)	(13,350)	(97)	(726,285)
2024	(383,110)	(1,750,534)	(9,466)	(3,144)	(2,146,254)
2025	(503,243)	(914,705)	(16,167)	(4,009)	(1,438,124)
2026	71,157	-	-	-	71,157
2027	44,524	-	-	-	44,524
	<u>\$ (1,364,605)</u>	<u>\$ (4,281,052)</u>	<u>\$ (67,627)</u>	<u>\$ (8,739)</u>	<u>\$ (5,722,023)</u>

**ST. JOHN THE BAPTIST PARISH COUNCIL**  
**LAPLACE, LOUISIANA**  
**NOTES TO FINANCIAL STATEMENTS**  
**DECEMBER 31, 2021**

**12. PENSION PLAN** (continued)

**Actuarial Assumptions**

A summary of the actuarial methods and assumptions used in determining the total pension liability as of December 31, 2021 are as follows:

	<b>FRS</b>	<b>PERS</b>
<b>Valuation Date</b>	June 30, 2021	December 31, 2020
<b>Actuarial Cost Method</b>	Entry Age Normal Cost	Entry Age Normal Cost
<b>Actuarial Assumptions:</b>		
<b>Expected Remaining Service Lives</b>	7 years, closed period	4 years
<b>Investment Rate of Return</b>	6.90% per annum (net of investment expenses, including inflation)	6.40%, net of investment expense, including inflation
<b>Inflation Rate</b>	2.500% per annum	2.30% per annum.
<b>Salary Increases</b>	Vary from 14.10% in the first two years of service to 5.20% with 3 or more years of service; includes inflation and merit increases.	4.75%
<b>Cost of Living Adjustments</b>	For the purpose of determining the present value of benefits, COLAs were deemed not to be substantively automatic and only those previously granted were included.	The present value of future retirement benefits is based on benefits currently being paid by the System and includes previously granted cost of living increases. The present values do not include provisions for potential future increases not yet authorized by the Board of Trustees.
<b>Mortality</b>	For active members, mortality was set equal to the Pub-2010 Public Retirement Plans Mortality Table for Safety Below-Median Employees. For annuitants and beneficiaries, mortality was set equal to the Pub-2010 Public Retirement Plans Mortality Table for Safety Below-Median Healthy Retirees. For disabled retirees, mortality was set equal to the Pub-2010 Public Retirement Plans Mortality Table for Safety Disabled Retirees. In all cases the base table was multiplied by 105% for males and 115% for females, each with full generational projection using the appropriate MP-2019 scale.	Pub-2010 Public Retirement Plans Mortality Table for Health Retirees multiplied by 130% for males and 125% for females using MP2018 scale for annuitant and beneficiary mortality. For employees, the Pub-2010 Public Retirement Plans Mortality Table for General Employees multiplied by 130% for males and 125% for females using MP2018 scale. Pub-2010 Public Retirement Plans Mortality Table for General Disabled Retirees multiplied by 130% for males and 125% for females using MP2018 scale for disabled annuitants.
<b>Termination, Disability, and Retirement</b>	Termination, disability, and retirement assumptions were projected based on a five-year (2009-2014) experience study on plan data.	Termination, disability, and retirement assumptions were projected based on a five-year (2013-2017) experience study on plan data.

**ST. JOHN THE BAPTIST PARISH COUNCIL**  
**LAPLACE, LOUISIANA**  
**NOTES TO FINANCIAL STATEMENTS**  
**DECEMBER 31, 2021**

**12. PENSION PLAN** (continued)

**Actuarial Assumptions** (continued)

	<b>RVERS</b>	<b>DARS</b>
<b>Valuation Date</b>	June 30, 2021	June 30, 2021
<b>Actuarial Cost Method</b>	Entry Age Normal Cost	Entry Age Normal Cost
<b>Actuarial Assumptions:</b>		
<b>Expected Remaining Service Lives</b>	5 years	5 years
<b>Investment Rate of Return</b>	6.25%, net of investment expense	6.10%, net of investment expense
<b>Inflation Rate</b>	2.30% per annum	2.20% per annum
<b>Salary Increases</b>	5.25%	5.25%
<b>Cost of Living Adjustments</b>	The present value of future retirement benefits is based on benefits currently being paid by the System and includes previously granted cost of living increases. The present values do not include provisions for potential future increases not yet authorized by the Board of Trustees as they were deemed not to be substantively automatic.	Only those previously granted.
<b>Mortality</b>	RP-2010 Public Retirement Plans Mortality Table for general employees multiplied by 120% for males and 120% for females each with full generational projection using the appropriate MP-2019 improvement scale - Employees, Annuitant and Beneficiaries. RP-2010 Public Retirement Plans Mortality Table for general disabled retirees multiplied by 120% for males and 120% for females each with full generational projection using the appropriate MP-2019 improvement scale - Disabled Annuitants.	Pub-2010 Public Retirement Plans Mortality Table for General Above-Median Employees multiplied by 115% for males and females for current employees, each with full generational projection using the MP2019 scale. Pub-2010 Public Retirement Plans Mortality Table for General Above-Median Healthy Retirees multiplied by 115% for males and females for annuitants and beneficiaries, each with full generational projection using the MP2019 scale. Pub-2010 Public Retirement Plans Mortality Table for General Disabled Retirees multiplied by 115% for males and females for disabled retirees, each with full generational projection using the MP2019 scale.
<b>Termination, Disability, and Retirement</b>	Termination, disability, and retirement assumptions were projected based on a five-year (2009-2014) experience study on plan data.	Termination, disability, and retirement assumptions were projected based on a five-year (2014-2019) experience study on plan data.

**ST. JOHN THE BAPTIST PARISH COUNCIL**  
**LAPLACE, LOUISIANA**  
**NOTES TO FINANCIAL STATEMENTS**  
**DECEMBER 31, 2021**

**12. PENSION PLAN** (continued)

**Actuarial Assumptions** (continued)

The following table lists the methods used by each of the pension plans in determining the long term rate of return on pension plan investments:

<b>FRS</b>	<b>PERS</b>	<b>RVERS</b>	<b>DARS</b>
<p>The estimated long-term expected rate of return on pension plan investments was determined by the System's actuary using the System's target asset allocation as of January 2021 and the G.S. Curran &amp; Company Consultant Average study for 2021. The Consultant Average Study included projected nominal rates of return, standard deviations of returns, and correlations of returns for a list of common asset classes collected from a number of investment consultants and investment management firms.</p>	<p>The long-term expected rate of return on pension plan investments was determined using a triangulation method which integrated the capital asset pricing model (top-down), a treasury yield curve approach (bottom-up) and an equity building-block model (bottom-up). Risk return and correlations are projected on a forward looking basis in equilibrium, in which best estimates of expected future real rates of return (expected returns, net of pension plan investment expense and inflation) are developed for each major asset class. These rates are combined to produce the long-term expected rate of return by weighting the expected future real rates of return by the target asset allocation percentage and by adding expected inflation of 2.00% and an adjustment for the effect of rebalancing/diversification. The resulting expected long-term rate of return is 7.00% for the year ended December 31, 2020.</p>	<p>The long-term expected rate of return on pension plan investments was determined using a building-block method in which best-estimate ranges of expected future real rates of return (expected returns, net of pension plan investment expense, and inflation) are developed for each major asset class. These ranges are combined to produce the long-term expected rate of return by weighting the expected future real rates of return by the target asset allocation percentage and by adding expected inflation. The resulting long-term rate of return is 8.75% for the year ended June 30, 2021.</p>	<p>The long-term expected rate of return on pension plan investments was determined using a building-block method in which best-estimate ranges of expected future real rates of return (expected returns, net of pension plan investment expense and inflation) are developed for each major asset class. These ranges are combined to produce the long-term expected rate of return by weighting the expected future real rates of return by the target asset allocation percentage and by adding expected inflation. The resulting long-term rate of return is 8.25% for the year ended June 30, 2021.</p>

**ST. JOHN THE BAPTIST PARISH COUNCIL**  
**LAPLACE, LOUISIANA**  
**NOTES TO FINANCIAL STATEMENTS**  
**DECEMBER 31, 2021**

**12. PENSION PLAN** (continued)

**Actuarial Assumptions** (continued)

Best estimates of the arithmetic real rates of return for each major asset class included in the PERS' target asset allocation as of December 31, 2020 is summarized in the following table:

<b>PERS</b>		
<b>Asset Class</b>	<b>Target Allocation</b>	<b>Long-Term Expected Rate of Return</b>
Fixed Income	33%	0.86%
Equity	51%	3.36%
Alternatives	14%	0.67%
Real assets	2%	0.11%
Totals	100%	5.00%
Inflation		2.00%
Expected Arithmetic Nominal Return		7.00%

Best estimates of the arithmetic real rates of return for each major asset class included in each of the pension plans' target asset allocations as of June 30, 2021 is summarized in the following table:

<b>Asset Class</b>	<b>Target Allocation</b>			<b>Long-Term Expected Portfolio Real Rate of Return</b>		
	<b>FRS</b>	<b>RVERS</b>	<b>DARS</b>	<b>FRS</b>	<b>RVERS</b>	<b>DARS</b>
U.S. Equity	27.5%	37.5%		5.86%	2.81%	
Non-U.S. Equity	11.5%	20.0%		6.44%	1.70%	
Global Equity	10.0%			6.40%		
Emerging Market Equity	7.0%			8.64%		
U.S. Core Fixed Income	18.0%			0.97%		
U.S. TIPS	3.0%			0.40%		
Emerging Market Debt	5.0%			2.75%		
Global Tactical Asset Allocation				4.17%		
Risk Parity				4.17%		
Private Equity	9.0%			9.53%		
Real Estate	6.0%	10.0%		5.31%	0.45%	n/a
Real Assets	3.0%			***		n/a
Fixed Income			30.19%			n/a
Equity			57.11%			n/a
Alternatives		10.0%	12.67%		0.63%	n/a
Domestic Fixed Income		12.5%			0.31%	
International Fixed Income		10.0%			0.35%	
Cash	-	-	0.03%			
Total	100.0%	100.0%	100.0%	6.25%	5.80%	
Inflation				2.40%	2.45%	
Expected Arithmetic Nominal Return				8.65%	8.25%	

\*\*\* Subsequent to the actuary's calculation of the long-term expected real rate of return in January 2021, the Board voted to amend the target asset allocation (which included a target weight in private real assets).

**ST. JOHN THE BAPTIST PARISH COUNCIL**  
**LAPLACE, LOUISIANA**  
**NOTES TO FINANCIAL STATEMENTS**  
**DECEMBER 31, 2021**

**12. PENSION PLAN** (continued)

**Discount Rate**

The projection of cash flows used to determine the discount rate assumed that contributions from plan members will be made at the current contribution rates and that contributions from participating employers will be made at the actuarially determined rates approved by PRSAC taking into consideration the recommendation of each of the system's actuary. Based on those assumptions, each of the system's fiduciary net position was projected to be available to make all projected future benefit payments of current plan members. Therefore, the long-term expected rate of return on pension plan investments was applied to all periods of projected benefit payments to determine the total pension liability. The discount rate used to measure the total pension asset for PERS was 6.40% for the year ended December 31, 2020. The discount rate used to measure the total pension liability for FRS was 6.90%, for DARS was 6.10%, and for RVERS was 6.25% for the year ended June 30, 2021.

**Sensitivity of the Proportionate Share of the NPL to Changes in the Discount Rate.**

The following presents the Parish's proportionate share of the Net Pension Liability using the discount rate, as well as what the Parish's proportionate share of the Net Pension Liability would be if it were calculated using a discount rate that is one percentage-point lower or one percentage-point higher than the current rate:

	<b>1.0% Decrease</b>	<b>Current Discount Rate</b>	<b>1.0% Increase</b>
<b>FRS</b>			
Discount rate	5.90%	6.90%	7.90%
Parish's proportionate share of NPL	\$5,991,195	\$3,122,974	\$730,908
<b>PERS</b>			
Discount rate	5.40%	6.40%	7.40%
Parish's proportionate share of NPL	\$6,015,037	(\$2,868,801)	(\$10,308,828)
<b>RVERS</b>			
Discount rate	5.25%	6.25%	7.25%
Parish's proportionate share of NPL	\$95,967	\$16,825	(\$50,538)
<b>DARS</b>			
Discount rate	5.10%	6.10%	7.10%
Parish's proportionate share of NPL	\$50,344	\$10,268	(\$23,308)

**ST. JOHN THE BAPTIST PARISH COUNCIL**  
**LAPLACE, LOUISIANA**  
**NOTES TO FINANCIAL STATEMENTS**  
**DECEMBER 31, 2021**

**12. PENSION PLAN** (continued)

**Payables to the Pension Plan**

At December 31, 2021, the Parish had payables to the pension plans totaling \$702,447 for the December 2021 employee and employer legally required contributions. Outstanding balances will be applied to the Parish's required monthly contribution. The amounts due are included in liabilities under the amounts reported as accounts payable or accrued expenses and other liabilities.

The balance due to each of the pension plans is as follows:

	<b>Payables</b>
<b>FRS</b>	\$ 94,859
<b>PERS</b>	599,703
<b>RVERS</b>	6,231
<b>DARS</b>	1,654
	\$ 702,447

**13. OTHER POST-EMPLOYMENT BENEFITS**

**General Information about the OPEB Plan**

*Plan description* – St. John the Baptist Parish Council (the “Parish”) provides certain continuing health care and life insurance benefits for its retired employees. The St. John the Baptist Parish Council’s OPEB Plan (the “OPEB Plan”) is a single-employer defined benefit OPEB plan administered by the Parish. The authority to establish and/or amend the obligation of the employer, employees and retirees rests with the Council. No assets are accumulated in a trust that meets the criteria in Governmental Accounting Standards Board (GASB) Codification Section P52 *Postemployment Benefits Other Than Pensions—Reporting For Benefits Not Provided Through Trusts That Meet Specified Criteria—Defined Benefit*.

*Benefits Provided* – Medical benefits are provided through a comprehensive medical plan and are made available to employees upon actual retirement. Most employees are covered by the Parochial Employees' Retirement System of Louisiana, whose retirement eligibility (D.R.O.P. entry) provisions are as follows: 30 years of service at any age; age 55 and 25 years of service; age 60 and 10 years of service; or, age 65 and 7 years of service. For employees hired on and after January 1, 2007, retirement eligibility (D.R.O.P. entry) provisions are as follows: age 55 and 30 years of service; age 62 and 10 years of service; or, age 67 and 7 years of service.

Life insurance coverage is available to retirees based on a blended rate (active and retired). The employer "cost" of the retiree life insurance, but it is based on the blended rate. Life insurance for firefighters' ceases at retirement. Retiree insurance coverage amounts are reduced to 50% at age 70.

*Employees covered by benefit terms* – At December 31, 2021, the following employees were covered by the benefit terms:

Inactive employees or beneficiaries currently receiving benefit payments	152
Inactive employees entitled to but not yet receiving benefit payments	-
Active employees	237
	389

**ST. JOHN THE BAPTIST PARISH COUNCIL**  
**LAPLACE, LOUISIANA**  
**NOTES TO FINANCIAL STATEMENTS**  
**DECEMBER 31, 2021**

**13. OTHER POST-EMPLOYMENT BENEFITS** (continued)

**Total OPEB Liability**

The Parish's total OPEB liability of \$34,853,739 was measured as of December 31, 2021 and was determined by an actuarial valuation as of that date.

*Actuarial Assumptions and other inputs* – The total OPEB liability in the December 31, 2021 actuarial valuation was determined using the following actuarial assumptions and other inputs, applied to all periods included in the measurement, unless otherwise specified:

Inflation	2.5%
Salary increases	4.0%, including inflation
Discount rate	2.12% annually (Beginning of Year to Determine ADC)
	2.06%, annually (As of End of Year Measurement Date)
Healthcare cost trend rates	5.5% annually for ten years, 4.5% thereafter
Mortality	SOA RP-2014 Table

The discount rate was based on the average of the Bond Buyers' 20 Year General Obligation municipal bond index as of December 31, 2021, the end of the applicable measurement period.

The actuarial assumptions used in the December 31, 2021 valuation were based on the results of ongoing evaluations of the assumptions from January 1, 2009 to December 31, 2021.

**Changes in the Total OPEB Liability**

Balance at December 31, 2020	<u>\$32,888,693</u>
Changes for the year:	
Service cost	639,453
Interest	685,149
Differences between expected and actual experience	1,463,057
Changes in assumptions	318,122
Benefit payments and net transfers	<u>(1,140,735)</u>
Net changes	<u>1,965,046</u>
Balance at December 31, 2021	<u><u>\$34,853,739</u></u>



**ST. JOHN THE BAPTIST PARISH COUNCIL**  
**LAPLACE, LOUISIANA**  
**NOTES TO FINANCIAL STATEMENTS**  
**DECEMBER 31, 2021**

**13. OTHER POST-EMPLOYMENT BENEFITS** (continued)

*Sensitivity of the total OPEB liability to changes in the discount rate* – The following presents the total OPEB liability of the Parish, as well as what the Parish’s total OPEB liability would be if it were calculated using a discount rate that is 1-percentage-point lower (1.06%) or 1-percentage-point higher (3.06%) than the current discount rate:

	<b>1.0% Decrease (1.06%)</b>	<b>Current Discount Rate (2.06%)</b>	<b>1.0% Increase (3.06%)</b>
Total OPEB liability	\$42,122,600	\$34,853,739	\$29,243,114

*Sensitivity of the total OPEB liability to changes in the healthcare cost trend rates* – The following presents the total OPEB liability of the Parish, as well as what the Parish’s total OPEB liability would be if it were calculated using healthcare cost trend rates that are 1-percentage-point lower (4.5%) or 1-percentage-point higher (6.5%) than the current healthcare trend rates:

	<b>1.0% Decrease (4.5%)</b>	<b>Current Trend (5.5%)</b>	<b>1.0% Increase (6.5%)</b>
Total OPEB liability	\$29,948,874	\$34,853,739	\$41,265,970

**OPEB Expense and Deferred Outflows of Resources and Deferred Inflows of Resources Related to OPEB**

For the year ended December 31, 2021, the Parish recognized OPEB expense of \$2,185,176. At December 31, 2021, the Parish reported deferred outflows of resources and deferred inflows of resources related to OPEB from the following sources:

	Deferred Outflows of Resources	Deferred Inflows of Resources
Differences between expected and actual experience	\$ 1,725,406	\$ (2,065,442)
Changes in assumptions	6,149,153	(1,527,048)
Total	\$ 7,874,559	\$ (3,592,490)

Amounts reported as deferred outflows of resources and deferred inflows of resources related to OPEB will be recognized in OPEB expense as follows:

Years ending December 31:	
2022	\$ 860,574
2023	860,574
2024	860,574
2025	749,388
2026	393,153
Thereafter	557,806
Total	\$ 4,282,069

**ST. JOHN THE BAPTIST PARISH COUNCIL**  
**LAPLACE, LOUISIANA**  
**NOTES TO FINANCIAL STATEMENTS**  
**DECEMBER 31, 2021**

**14. DEFERRED INFLOWS OF RESOURCES**

At December 31, 2021, the Parish has deferred inflows of resources as follows:

<b>Governmental Activities</b>	
Federal Grant	\$ 12,665,748
Ad Valorem	107,965
Advance tax payments	<u>3,080,446</u>
Total Governmental Funds	<u>15,854,159</u>
Grant and ad valorem recognized as revenue on the Government-wide in 2021	(12,665,748)
Deferred amounts related to pension liability	6,394,127
Deferred amounts related to OPEB liability	<u>2,378,801</u>
Total Governmental Activities	<u>\$ 11,961,339</u>
<b>Business-Type Activities</b>	
Advance tax payments	\$ 52,986
Deferred amounts related to pension liability	1,968,850
Deferred amounts related to OPEB liability	<u>1,213,689</u>
Total Business-Type Activities	<u>3,235,525</u>
Total Government-wide	<u>\$ 15,196,864</u>

**15. INTERFUND RECEIVABLES, PAYABLES, AND TRANSFERS**

The composition of interfund balances as of December 31, 2021, is as follows:

Payable Funds	Governmental Activities Receivable Funds					Total
	General Fund	Sales Tax District	Roads and Bridges	Levee Protection	Non-Major	
<b>Governmental Activities</b>						
General Fund	\$ -	\$ -	\$ 8,831	\$ -	\$ 116,263	\$ 125,094
Sales Tax District	63	-	-	-	-	63
Roads & Bridges	172,992	-	-	8,000,000	-	8,172,992
1992 GO Sinking	179	-	-	-	-	179
Hurricane Ida	219,440	-	20,657,843	-	149,885	21,027,168
Levee Protection	180	-	-	-	-	180
Non-Major	1,046,308	-	80,906	-	474,809	1,602,023
Sub-total	<u>1,439,162</u>	<u>-</u>	<u>20,747,580</u>	<u>8,000,000</u>	<u>740,957</u>	<u>30,927,699</u>
<b>Business-Type Activities</b>						
Utilities	11,141	200,000	32,707	-	284,581	528,429
Sewerage	28,072	1,629,607	42,373	-	-	1,700,052
Solid Waste	63	-	-	-	-	63
Mosquito Abatement	64	-	-	-	-	64
Sub-total	<u>39,340</u>	<u>1,829,607</u>	<u>75,080</u>	<u>-</u>	<u>284,581</u>	<u>2,228,608</u>
Total	<u>\$ 1,478,502</u>	<u>\$ 1,829,607</u>	<u>\$ 20,822,660</u>	<u>\$ 8,000,000</u>	<u>\$ 1,025,538</u>	<u>\$ 33,156,307</u>

**ST. JOHN THE BAPTIST PARISH COUNCIL**  
**LAPLACE, LOUISIANA**  
**NOTES TO FINANCIAL STATEMENTS**  
**DECEMBER 31, 2021**

**15. INTERFUND RECEIVABLES, PAYABLES, AND TRANSFERS** (continued)

Payable Funds	Business-Type Activities Receivable Funds				Total
	Utilities Fund	Sewerage Fund	Solid Waste	Mosquito Abatement	
Governmental Activities					
General Fund	\$ 361,778	\$ 75,570	\$ -	\$ -	\$ 437,348
Sales Tax District	-	-	-	-	-
Road & Bridges	82,872	61,774	-	-	144,646
Hurricane Ida	109,289	112,074	-	-	221,363
Non-Major Funds	625	24,818	-	-	25,443
Sub-total	554,564	274,236	-	-	828,800
Business-Type Activities					
Utilities	-	4,410,981	3,246,869	442,239	8,100,089
Sewerage	9,643	-	-	-	9,643
Solid Waste	-	-	-	-	-
Mosquito Abatement	-	-	-	-	-
Sub-total	9,643	4,410,981	3,246,869	442,239	8,109,732
Total	\$ 564,207	\$ 4,685,217	\$ 3,246,869	\$ 442,239	\$ 8,938,532

	Due From Other Funds	Due To Other Funds	Net Internal Balances
Governmental Activities	\$ 33,156,307	\$ (31,756,499)	\$ 1,399,808
Business-Type Activities	8,938,532	(10,338,340)	(1,399,808)
Total	\$ 42,094,839	\$(42,094,839)	\$ -

The above due to/from other funds were short-term receivables or payables in the normal course of the Parish's operations. Significant receivables/payables consist of collections of revenues by one fund on behalf of another fund which had not been transferred by year-end.

**ST. JOHN THE BAPTIST PARISH COUNCIL**  
**LAPLACE, LOUISIANA**  
**NOTES TO FINANCIAL STATEMENTS**  
**DECEMBER 31, 2021**

**15. INTERFUND RECEIVABLES, PAYABLES, AND TRANSFERS** (continued)

A summary of interfund transfers at December 31, 2021, are as follows:

Transfers In:	Governmental Activities Transfers Out				Total
	General Fund	Sales Tax District	Roads and Bridges	Non-Major	
Governmental Activities					
General Fund	\$ -	\$ -	\$ 768,731	\$ 4,243,770	\$ 5,012,501
Roads & Bridges	-	4,000,000	-	177,419	4,177,419
Sales Tax	-	-	-	-	-
Non-Major	901,734	1,464,006	28,222	1,261,263	3,655,225
Sub-total	901,734	5,464,006	796,953	5,682,452	12,845,145
Business-Type Activities					
Mosquito	-	-	-	45,000	45,000
Solid Waste	440,000	-	-	-	440,000
Utilities	1,000,000	3,700,000	-	-	4,700,000
Sewerage	-	1,700,000	-	-	1,700,000
Sub-total	1,440,000	5,400,000	-	45,000	6,885,000
Total	\$ 2,341,734	\$ 10,864,006	\$ 796,953	\$ 5,727,452	\$ 19,730,145

Transfers In:	Business-Type Activities Transfers Out:				Total
	Solid Waste Fund	Mosquito Fund	Utilities Fund	Sewerage Fund	
Governmental Activities					
General Fund	\$ 41,453	\$ 24,259	\$ 701,187	\$ 666,905	\$ 1,433,804
Road & Bridges	-	-	151,004	151,004	302,008
Sales Tax	-	-	-	-	-
Non-Major Funds	-	-	18,222	18,222	36,444
Sub-total	41,453	24,259	870,413	836,131	1,772,256
Business-Type Activities					
Utilities	23,136	-	-	252,228	275,364
Sewerage	-	-	334,861	-	334,861
Sub-total	23,136	-	334,861	252,228	610,225
Total	\$ 64,589	\$ 24,259	\$ 1,205,274	\$ 1,088,359	\$ 2,382,481

	<u>Transfers In</u>	<u>Transfers Out</u>	<u>Net Transfers</u>
Governmental Activities	\$ 14,617,401	\$ (19,730,145)	\$ (5,112,744)
Business-Type Activities	7,495,225	(2,382,481)	5,112,744
Total	\$ 22,112,626	\$ (22,112,626)	\$ -

**ST. JOHN THE BAPTIST PARISH COUNCIL**  
**LAPLACE, LOUISIANA**  
**NOTES TO FINANCIAL STATEMENTS**  
**DECEMBER 31, 2021**

**15. INTERFUND RECEIVABLES, PAYABLES, AND TRANSFERS** (continued)

Transfers are primarily used to move funds from:

- a) The Sales Tax District to other funds in connection with the operations, capital improvements and maintenance of the Parish's road and bridges and sewer district.
- b) The Economic Development Fund to finance various programs accounted for in other funds in accordance with budgetary authorizations.
- c) To transfer grant funding received to funds in which expenditures were recorded.

All other transfers are also in accordance with budgetary authorizations.

**16. CRIMINAL COURT FUND**

LSA-R.S. 15:571.11 requires that one-half of any surpluses remaining in the Criminal Court Fund at year-end shall be transmitted to the Parish's General Fund. At December 31, 2021, there was no surplus to transfer to the General Fund.

**17. COMMITMENTS AND CONTINGENCIES**

Litigation

The Parish is a named defendant in a number of claims and lawsuits resulting principally from personal injury, property damage, assessments, and construction claims. The Parish Attorney has reviewed these claims and lawsuits in order to evaluate the likelihood of an unfavorable outcome to the Parish and to arrive at an estimate, if any, of the amount or range of potential loss to the Parish. As a result of such review, the various claims and lawsuits have been categorized into "probable," "reasonably possible," and "remote" contingencies as defined in GASB Codification C50. All outstanding claims have been categorized as "reasonably possible" or "remote;" therefore, no accrual was required on the Parish's financial statements. Legal counsel's opinion on the ultimate resolution of these matters is that losses incurred by Parish could range from \$0 to approximately \$125,000.

Federally Assisted Programs

The Parish receives significant financial assistance from numerous federal and state governmental agencies in the form of grants and had approximately \$9.0 million in outstanding receivables for these programs as of December 31, 2021. The disbursement of funds generally requires compliance with terms and conditions specified in the grant agreements. The programs are audited in accordance with the audit requirements of Title 2 U.S. *Code of Federal Regulations* Part 200, *Uniform Administrative Requirements, Cost Principles, and Audit Requirements for Federal Awards* (Uniform Guidance) and also subject to future audits by the grantor agency. Any disallowed claims or uncollectible receivables resulting from such audits could become a liability of the General Fund or other applicable funds.

**ST. JOHN THE BAPTIST PARISH COUNCIL**  
**LAPLACE, LOUISIANA**  
**NOTES TO FINANCIAL STATEMENTS**  
**DECEMBER 31, 2021**

**18. FUND BALANCE**

The following illustrates the specific purposes of each classification of fund balance at December 31, 2021 in the financial statements:

Fund Balance	General Fund	Sales Tax District	Roads & Bridges	1992 General Obligation Bond Sinking
Nonspendable:				
Prepays	\$ 106,183	\$ -	\$ 101,681	\$ -
Total Nonspendable	106,183	-	101,681	-
Restricted:				
Debt service	-	-	-	13,395,157
Special revenue	-	11,774,362	2,140,016	-
Total Restricted	-	11,774,362	2,140,016	13,395,157
Committed				
Capital projects	-	-	-	-
Total Committed	-	-	-	-
Unassigned	3,687,711	-	-	-
Total	\$ 3,793,894	\$ 11,774,362	\$ 2,241,697	\$ 13,395,157

Fund Balance	Hurricane Ida	American Recovery Plan	Levee Protection	Non-major Governmental Funds	Total
Nonspendable:					
Prepays	\$ -	\$ -	\$ -	\$ 116,950	\$ 324,814
Total Nonspendable	-	-	-	116,950	324,814
Restricted:					
Debt service	-	-	-	1,611,151	15,006,308
Special revenue	-	1,898	16,203,223	26,302,163	56,421,662
Total Restricted	-	1,898	16,203,223	27,913,314	71,427,970
Committed					
Capital projects	-	-	-	13,900,684	13,900,684
Total Committed	-	-	-	13,900,684	13,900,684
Unassigned	(25,699,557)	-	-	(929,755)	(22,941,601)
Total	\$ (25,699,557)	\$ 1,898	\$ 16,203,223	\$ 41,001,193	\$ 62,711,867

**ST. JOHN THE BAPTIST PARISH COUNCIL**  
**LAPLACE, LOUISIANA**  
**NOTES TO FINANCIAL STATEMENTS**  
**DECEMBER 31, 2021**

**19. RISK MANAGEMENT**

The Parish is exposed to various risks of loss related to torts: theft of, damage to, and destruction of assets; errors and omissions; injuries to employees; and natural disasters. These risks are covered by commercial insurance purchased from independent third parties. The more significant insurance coverage includes water and sewerage commercial general liability, workers' compensation, business auto and commercial property. Settlement payments have not exceeded insurance coverage in any of the past three years.

**20. TAX ABATEMENTS**

Louisiana Economic Development (LED) is a Department of the State of Louisiana and administers many development oriented incentives, including the Industrial Tax Exemption Program (ITEP). Under the ITEP, tax abatements are negotiated for a variety of economic development purposes, including job creation, business relocation, retention, and expansion.

As of December 31, 2021, seven industrial companies are currently under the ITEP. The typical term of these agreements are for ten years and provided Ad valorem tax abatement during the year of 2021 in the amount of \$1,612,840.

The LED has not made any commitments as part of the agreements other than to reduce taxes. The Parish is not subject to any tax abatement agreements entered into by other governmental entities other than the LED.

**21. SELECTED DISCLOSURES FOR DISCRETELY PRESENTED COMPONENT UNIT**

Financial reporting standards require footnote disclosure on discretely presented component units considering both the unit's significance relative to the total discretely presented component units and the nature and significance of the unit's relationship to the primary government (the Parish). As such, the following disclosures are presented.

**A. CASH**

The Library's carrying amounts (book balances) of all cash totaled \$12,404,036. These deposits are stated at cost, which approximates market. Under state law, the deposits (or the resulting bank balances) must be secured by federal deposit insurance or the pledge of securities owned by the fiscal agent bank. The market value of the pledge securities plus the federal deposit insurance must at all times equal the amount on deposit with the fiscal agent. These securities are held in the name of the pledging fiscal agent in a holding or custodial bank that is mutually acceptable to both parties. At December 31, 2021, the library had \$13,941,650 in deposits (collected bank balances). These deposits were secured from risk by \$250,000 of federal deposit insurance and \$13,691,650 of pledge securities held by the custodial bank in the name of the fiscal agent bank. Louisiana Revised Statute 39:1229 imposes a statutory requirement on the custodial bank to advertise and sell the pledged securities within 10 days of being notified by the Library that the fiscal agent has failed to pay deposited funds upon demand.

**ST. JOHN THE BAPTIST PARISH COUNCIL**  
**LAPLACE, LOUISIANA**  
**NOTES TO FINANCIAL STATEMENTS**  
**DECEMBER 31, 2021**

**21. SELECTED DISCLOSURES FOR DISCRETELY PRESENTED COMPONENT UNIT** (continued)

**B. CAPITAL ASSETS**

Capital assets for the component unit at December 31, 2021 are as follows:

	<u>Library</u>
Land	\$ 471,487
Equipment & furniture	1,148,581
Library books	3,442,145
Buildings	<u>2,530,643</u>
Subtotal	7,592,856
Less: Accumulated Depreciation	<u>(5,018,050)</u>
Total	<u>\$ 2,574,806</u>

**C. ACCRUED ANNUAL LEAVE**

At December 31, 2021, employees of the Library have accumulated and vested amounts of Employee annual leave benefits, which are computed in accordance with GASB Codification Section C60. This amount is recorded in the Statement of Net Position as a long-term liability, and the calculation is based on the number of hours each employee has earned and credited to their benefit times their individual hourly rate at the end of the year.

**D. PENSION PLAN**

Substantially all employees of the Library are members of the Parochial Employees' Retirement System of Louisiana ("PERS"). This system is a cost-sharing multiple-employer, defined benefit pension plan administered by a separate board of trustees.

Contributions for all members are established by statute at 9.50% of compensation for the year ended December 31, 2021. The contributions are deducted from the member's salary and remitted by the Parish.

According to state statute, contributions for all employers are actuarially determined each year. For the year ended December 31, 2021, the actuarially determined contribution rate was 10.38% of member's compensation for Plan A. However, the actual rate for the fiscal year ended December 31, 2021 was 12.25% for Plan A. The actual rate differs from the actuarially required rate due to state statutes that require the contribution rate be calculated and set two years prior to the year effective. Contributions to the pension plan from the Library were \$152,635 for the year ended December 31, 2021.



**ST. JOHN THE BAPTIST PARISH COUNCIL**  
**LAPLACE, LOUISIANA**  
**NOTES TO FINANCIAL STATEMENTS**  
**DECEMBER 31, 2021**

**21. SELECTED DISCLOSURES FOR DISCRETELY PRESENTED COMPONENT UNIT** (continued)

**D. PENSION PLAN** (continued)

**Pension Asset, Pension Expense, and Deferred Outflows of Resources and Deferred Inflows of Resources Related to Pensions**

At December 31, 2021, the Library reported an asset of \$289,008 for its proportionate share of the Net Pension Asset (NPA) of PERS. The net pension asset was measured as of December 31, 2020 and the total pension liability or asset used to calculate the NPA was determined based on an actuarial valuation as of that date. The Library's proportion of the NPA was based on a projection of the Library's long-term share of contributions to the pension plans relative to the projected contribution of all participating employers, actuarially determined. At December 31, 2020, the Library's proportion was 0.164826%, which was a decrease of 0.016214% from its proportion measured as of December 31, 2019.

For the year ended December 31, 2021, the Library recognized a pension expense of \$33,779 plus the Library's amortization of the difference between employer contributions and proportionate share of contributions of \$134,254.

At year end, the Library reported deferred outflows of resources and deferred inflows of resources related to pensions from the following sources:

	<u>Deferred Outflows of Resources</u>	<u>Deferred Inflows of Resources</u>
<u>PERS</u>		
Differences between expected and actual experiences	\$ -	\$ 34,495
Net difference between projected and actual earnings on pension plan investments	70,364	564,060
Changes in assumptions	94,554	-
Changes in proportion and differences between employer contributions and proportionate share of contributions	19,805	10,832
Employer contributions subsequent to the measurement date	155,135	-
<b>Total PERS</b>	<b>\$ 339,858</b>	<b>\$ 609,387</b>

Deferred outflows of resources of \$155,135 related to contributions subsequent to the measurement date will be recognized as a reduction of net pension liability in the year ending December 31, 2022.

**ST. JOHN THE BAPTIST PARISH COUNCIL**  
**LAPLACE, LOUISIANA**  
**NOTES TO FINANCIAL STATEMENTS**  
**DECEMBER 31, 2021**

**21. SELECTED DISCLOSURES FOR DISCRETELY PRESENTED COMPONENT UNIT** (continued)

**D. PENSION PLAN** (continued)

Other amounts reported as deferred outflows of resources and deferred inflows of resources related to pensions will be recognized in pension expense as follows:

Year Ending December 31,	Amount of Amortization
2022	(119,837)
2023	(39,656)
2024	(173,023)
2025	(92,148)

**Sensitivity of the Proportionate Share of the NPA to Changes in the Discount Rate**

The following presents the Library's proportionate share of the Net Pension Asset using the discount rate of 6.40%, as well as what the Library's proportionate share of the Net Pension Asset would be if it were calculated using a discount rate that is one percentage-point lower (5.40%) or one percentage-point higher (7.40%) than the current rate:

	1.0% Decrease	Current Discount Rate	1.0% Increase
PERS - Library's proportionate share of the net pension asset	\$ 605,966	\$ (289,008)	\$ (1,038,530)

**Support of Non-employer Contributing Entities**

Contributions received by a pension plan from non-employer contributing entities that are not in a special funding situation are recorded as revenue by the respective pension plan. The Library recognizes revenue in an amount equal to their proportionate share of the total contributions to the pension plan from these non-employer contributing entities. During the year ended December 31, 2021, the Library recognized revenue as a result of support received from non-employer contributing entities of \$13,857.

**Pension Plan Fiduciary Net Position**

PERS issues publicly available financial reports that include financial statements and required supplementary information for the systems. Detailed information about the system's fiduciary net position is available in the issued financial report. The report may be obtained by visiting the Louisiana Legislative Auditor's website at [www.la.gov](http://www.la.gov) and searching under the Reports section.

**ST. JOHN THE BAPTIST PARISH COUNCIL**  
**LAPLACE, LOUISIANA**  
**NOTES TO FINANCIAL STATEMENTS**  
**DECEMBER 31, 2021**

**21. SELECTED DISCLOSURES FOR DISCRETELY PRESENTED COMPONENT UNIT** (continued)

**E. OTHER POST-EMPLOYMENT BENEFITS**

**General Information about the OPEB Plan**

*Plan description* – St. John the Baptist Parish Library provides certain continuing health care and life insurance benefits for its retired employees. The St. John the Baptist Parish Library’s OPEB Plan (the “OPEB Plan”) is a single-employer defined benefit OPEB plan administered by the Library. The authority to establish and/or amend the obligation of the employer, employees and retirees rests with the Library. No assets are accumulated in a trust that meets the criteria in Governmental Accounting Standards Board Codification Section P52 *Postemployment Benefits Other Than Pensions—Reporting For Benefits Not Provided Through Trusts That Meet Specified Criteria—Defined Benefit*.

*Benefits Provided* – Medical benefits are provided through a comprehensive medical plan and are made available to employees upon actual retirement. Employees are covered by the Parochial Employees' Retirement System of Louisiana, whose retirement eligibility (D.R.O.P. entry) provisions are as follows: 30 years of service at any age; age 55 and 25 years of service; age 60 and 10 years of service; or, age 65 and 7 years of service. For employees hired on and after January 1, 2007. Retirement eligibility (D.R.O.P. entry) provisions are as follows: age 55 and 30 years of service; age 62 and 10 years of service; or, age 67 and 7 years of service.

Life insurance coverage is provided to retirees and 100% of the blended rate (active and retired) is paid by the employer. A level \$25,000 amount of insurance coverage while active is continued after retirement.

*Employees covered by benefit terms* – At December 31, 2021, the following employees were covered by the benefit terms:

Inactive employees or beneficiaries currently receiving benefit payments	16
Active employees	30
	46

**Total OPEB Liability**

The Library’s total OPEB liability of \$2,945,881 was measured as of December 31, 2021 and was determined by an actuarial valuation as of January 1, 2020.

**ST. JOHN THE BAPTIST PARISH COUNCIL**  
**LAPLACE, LOUISIANA**  
**NOTES TO FINANCIAL STATEMENTS**  
**DECEMBER 31, 2021**

**21. SELECTED DISCLOSURES FOR DISCRETELY PRESENTED COMPONENT UNIT** (continued)

**E. OTHER POST-EMPLOYMENT BENEFITS** (continued)

*Actuarial Assumptions and other inputs* – The total OPEB liability in the January 1, 2020 actuarial valuation was determined using the following actuarial assumptions and other inputs, applied to all periods included in the measurement, unless otherwise specified, and rolled forward to the December 31, 2021 measurement date:

Inflation	2.0%
Salary increases	3.0%, including inflation
Discount rate	2.06% annually (As of End of Year Measurement Date)
Healthcare cost trend rates	5.5% annually until year 2030, then 4.5%
Mortality	SOA RP-2014 Table

The discount rate was based on the Bond Buyers' 20 Year General Obligation municipal bond index as of December 31, 2021, the end of the applicable measurement period.

The actuarial assumptions used in the January 1, 2020 valuation were based on the results of ongoing evaluations of the assumptions from January 1, 2009 to December 31, 2019.

**Changes in the Total OPEB Liability**

Balance at December 31, 2020	\$ 2,830,862
<hr/>	
Changes for the year:	
Service cost	138,535
Interest	61,483
Differences between expected and actual experience	10,356
Changes in assumptions	24,402
Benefit payments and net transfers	(119,757)
<hr/>	
Net changes	115,019
<hr/>	
Balance at December 31, 2021	\$ 2,945,881

*Sensitivity of the total OPEB liability to changes in the discount rate* – The following presents the total OPEB liability of the Library, as well as what the Library's total OPEB liability would be if it were calculated using a discount rate that is 1-percentage-point lower (1.06%) or 1-percentage-point higher (3.06%) than the current discount rate:

	<b>1.0% Decrease (1.06%)</b>	<b>Current Discount Rate (2.06%)</b>	<b>1.0% Increase (3.06%)</b>
Total OPEB liability	\$ 3,417,792	\$ 2,945,881	\$ 2,565,828

**ST. JOHN THE BAPTIST PARISH COUNCIL**  
**LAPLACE, LOUISIANA**  
**NOTES TO FINANCIAL STATEMENTS**  
**DECEMBER 31, 2021**

**21. SELECTED DISCLOSURES FOR DISCRETELY PRESENTED COMPONENT UNIT** (continued)

**E. OTHER POST-EMPLOYMENT BENEFITS** (continued)

*Sensitivity of the total OPEB liability to changes in the healthcare cost trend rates* – The following presents the total OPEB liability of the Library, as well as what the Library’s total OPEB liability would be if it were calculated using healthcare cost trend rates that are 1-percentage-point lower (4.5%) or 1-percentage-point higher (6.5%) than the current healthcare trend rates:

	<b>1.0% Decrease (4.5%)</b>	<b>Current Trend (5.5%)</b>	<b>1.0% Increase (6.5%)</b>
Total OPEB liability	\$ 2,581,523	\$ 2,945,881	\$ 3,399,868

**OPEB Expense and Deferred Outflows of Resources and Deferred Inflows of Resources Related to OPEB**

For the year ended December 31, 2021, the Parish recognized OPEB expense of \$287,893. At December 31, 2021, the Library reported deferred outflows of resources and deferred inflows of resources related to OPEB from the following sources:

	Deferred Outflows of Resources	Deferred Inflows of Resources
Differences between expected and actual experience	\$ 117,827	\$ (467,917)
Changes in assumptions	1,067,693	(81,851)
<b>Total</b>	<b>\$ 1,185,520</b>	<b>\$ (549,768)</b>

Amounts reported as deferred outflows of resources and deferred inflows of resources related to OPEB will be recognized in OPEB expense as follows:

Years ending December 31:	
2022	\$ 87,875
2023	87,875
2024	87,875
2025	87,875
2026	87,875
Thereafter	196,377

**ST. JOHN THE BAPTIST PARISH COUNCIL**  
**LAPLACE, LOUISIANA**  
**NOTES TO FINANCIAL STATEMENTS**  
**DECEMBER 31, 2021**

**21. SELECTED DISCLOSURES FOR DISCRETELY PRESENTED COMPONENT UNIT** (continued)

**F. LONG-TERM LIABILITIES**

The following is a summary of long-term liabilities of the Library at December 31, 2021:

	Balance December 31, 2020	Additions	Reductions	Balance December 31, 2021
Accrued annual leave	\$ 44,305	\$ 80,418	\$ 52,884	\$ 71,839
Total OPEB liability	2,830,862	115,019	-	2,945,881
Total long-term liabilities	\$ 2,875,167	\$ 195,437	\$ 52,884	\$ 3,017,720

**G. LEASES**

The Library has entered into separate operating lease agreements for five copy machines for the main library and its branch locations, and one postage machine for the main library.

Total annual remaining minimum lease commitments for all operating leases are as follows:

Year ending December 31:	
2022	\$ 17,635
2023	12,637
2024	4,616
2025	769
Total	\$ 35,657

The Library has no other capital or operating leases at December 31, 2021.

**H. TAX ABATEMENTS**

Louisiana Economic Development (LED) is a Department of the State of Louisiana and administers many development oriented incentives, including the Industrial Tax Exemption Program (ITEP). Under the ITEP, tax abatements are negotiated for a variety of economic development purposes, including job creation, business relocation, retention, and expansion.

As of December 31, 2021, five industrial companies are currently under the ITEP. The typical term of these agreements are for ten years and provided Ad valorem tax abatement during the year of 2021 in the amount of \$50,985.

The LED has not made any commitments as part of the agreements other than to reduce taxes. The Library is not subject to any tax abatement agreements entered into by other governmental entities other than the LED.

**ST. JOHN THE BAPTIST PARISH COUNCIL**  
**LAPLACE, LOUISIANA**  
**NOTES TO FINANCIAL STATEMENTS**  
**DECEMBER 31, 2021**

**21. SELECTED DISCLOSURES FOR DISCRETELY PRESENTED COMPONENT UNIT** (continued)

**I. COMMITMENTS AND CONTINGENCIES**

During the ordinary course of its operation, the Library is party to various claims, legal actions, and complaints. While the ultimate effect of such litigation cannot be ascertained at this time, in the opinion of counsel for the Library, the liabilities which may arise from such actions would not result in losses which would exceed the liability insurance limits in effect at the time the claim arose or otherwise materially affect the financial condition of the Library or results of activities.

**J. RISK MANAGEMENT**

The Library is exposed to risks of loss in the areas of general and auto liability and workers' compensation. Those risks are handled by purchasing commercial insurance. There have been no significant reductions in insurance coverage during the current year, nor have there been any settlements which have exceeded the insurance coverage maintained for the past three years.

**22. SUBSEQUENT EVENTS**

In January 2022, the Parish issued \$30,000,000 Hurricane Recovery Revenue Notes, Series 2022 and in February 2023 issued a second \$30,000,000 Hurricane Recovery Revenue Notes, Series 2023 (the Notes). The Notes were issued for the purpose of (a) paying any costs associated with debris removal or the demolition, rehabilitation, repair, reconstruction, renovation, restoration and improvement of the Parish's facilities resulting from or related to Hurricane Ida, including purchasing any furnishings, fixtures and equipment incidental or necessary in connection therewith, and (b) paying the cost of issuance of the Notes.

In July 2022, the Parish issued \$15,000,000 General Obligation Bonds, Series 2022.

In August 2022, the Parish received \$1,629,951 in insurance claims relating to disaster costs incurred due to Hurricane Ida damages to the Parish on August 29, 2021.

In February 2023, the Parish was a recipient of Water Sector Program (WSP) funds for approximately \$7.5 million to be used for the construction of water, sewer, and/or storm water infrastructure improvements.

Investment markets resulted in higher net pension liabilities; interest rate increases resulted in lower OPEB liability.

Management has evaluated subsequent events through the date that the financial statements were available to be issued, March 31, 2023, and determined that no other events occurred that require disclosure. Events occurring after this date have not been evaluated for inclusion in the financial statements.

REQUIRED SUPPLEMENTARY INFORMATION OTHER THAN  
MANAGEMENT'S DISCUSSION AND ANALYSIS



**ST. JOHN THE BAPTIST PARISH COUNCIL**  
**LAPLACE, LOUISIANA**  
**GENERAL FUND**  
**SCHEDULE OF REVENUES, EXPENDITURES, AND CHANGES IN FUND BALANCES**  
**BUDGET AND ACTUAL**  
**FOR THE YEAR ENDED DECEMBER 31, 2021**

	<b><u>Original Budget</u></b>	<b><u>Final Budget</u></b>	<b><u>Actual</u></b>	<b><u>Variance - Favorable (Unfavorable)</u></b>
<b>Revenues:</b>				
Taxes				
Ad valorem	\$ 3,977,040	\$ 3,977,040	\$ 4,107,926	\$ 130,886
Licenses and permits	2,045,000	2,045,000	1,969,255	(75,745)
Intergovernmental revenues:				
Federal grants	24,244	47,569	44,737	(2,832)
State funds:				
State revenue sharing	60,000	60,000	64,452	4,452
Other	70,000	70,000	55,571	(14,429)
Fees, charges, and commissions for service	159,500	159,500	119,930	(39,570)
Investment earnings	12,500	12,500	11,676	(824)
Other revenues	50,000	50,000	50,592	592
<b>Total revenues</b>	<b>6,398,284</b>	<b>6,421,609</b>	<b>6,424,139</b>	<b>2,530</b>
<b>Expenditures:</b>				
General government	9,023,078	9,176,878	8,044,173	1,132,705
Health and welfare	320,025	320,025	270,689	49,336
Public safety	2,122,410	2,142,410	2,113,948	28,462
Capital outlay	25,000	25,000	91,468	(66,468)
Lease Financing	-	-	82,170	(82,170)
<b>Total expenditures</b>	<b>11,490,513</b>	<b>11,664,313</b>	<b>10,602,448</b>	<b>1,061,865</b>
<b>Excess (deficiency) of revenues over (under) expenditures</b>	<b>(5,092,229)</b>	<b>(5,242,704)</b>	<b>(4,178,309)</b>	<b>1,064,395</b>
<b>Other financing sources (uses):</b>				
Transfers out	(440,000)	(440,000)	(2,341,734)	(1,901,734)
Transfers in	5,608,777	5,608,777	6,446,305	837,528
Lease financing proceeds	-	-	84,718	84,718
Total other financing sources (uses)	5,168,777	5,168,777	4,189,289	(979,488)
<b>Net change in fund balance</b>	<b>76,548</b>	<b>(73,927)</b>	<b>10,980</b>	<b>84,907</b>
<b>Fund balance, beginning</b>	<b>467,340</b>	<b>4,843,603</b>	<b>4,151,640</b>	<b>(691,963)</b>
<b>Prior period adjustments</b>	<b>-</b>	<b>-</b>	<b>(368,726)</b>	<b>(368,726)</b>
<b>Fund balance, beginning as restated</b>	<b>467,340</b>	<b>4,843,603</b>	<b>3,782,914</b>	<b>(1,060,689)</b>
<b>Fund balance, ending</b>	<b>\$ 543,888</b>	<b>\$ 4,769,676</b>	<b>\$ 3,793,894</b>	<b>\$ (975,782)</b>

See accompanying independent auditors' report.

**ST. JOHN THE BAPTIST PARISH COUNCIL**  
**LAPLACE, LOUISIANA**  
**SALES TAX DISTRICT FUND**  
**SCHEDULE OF REVENUES, EXPENDITURES, AND CHANGES IN FUND BALANCES**  
**BUDGET AND ACTUAL**  
**FOR THE YEAR ENDED DECEMBER 31, 2021**

	<u>Original Budget</u>	<u>Final Budget</u>	<u>Actual</u>	<u>Variance - Favorable (Unfavorable)</u>
<b>Revenues:</b>				
Taxes				
Sales tax	\$ 9,142,250	\$ 9,142,250	\$ 10,424,742	\$ 1,282,492
Investment earnings	68,700	68,700	14,910	(53,790)
<b>Total revenues</b>	<u>9,210,950</u>	<u>9,210,950</u>	<u>10,439,652</u>	<u>1,228,702</u>
 <b>Expenditures:</b>				
General government	<u>276,500</u>	<u>276,500</u>	<u>254,907</u>	<u>21,593</u>
<b>Total expenditures</b>	<u>276,500</u>	<u>276,500</u>	<u>254,907</u>	<u>21,593</u>
 <b>Excess of revenues over expenditures</b>	<u>8,934,450</u>	<u>8,934,450</u>	<u>10,184,745</u>	<u>1,250,295</u>
 <b>Other financing sources (uses):</b>				
Transfers out	<u>(11,117,860)</u>	<u>(12,117,860)</u>	<u>(10,864,006)</u>	<u>1,253,854</u>
Total other financing sources (uses)	<u>(11,117,860)</u>	<u>(12,117,860)</u>	<u>(10,864,006)</u>	<u>1,253,854</u>
 <b>Net change in fund balance</b>	<u>(2,183,410)</u>	<u>(3,183,410)</u>	<u>(679,261)</u>	<u>2,504,149</u>
 <b>Fund balance, beginning</b>	<u>14,860,270</u>	<u>15,516,815</u>	<u>12,453,623</u>	<u>(3,063,192)</u>
 <b>Fund balance, ending</b>	<u>\$ 12,676,860</u>	<u>\$ 12,333,405</u>	<u>\$ 11,774,362</u>	<u>\$ (559,043)</u>

See accompanying independent auditors' report.

**ST. JOHN THE BAPTIST PARISH COUNCIL**  
**LAPLACE, LOUISIANA**  
**ROAD AND BRIDGES FUND**  
**SCHEDULE OF REVENUES, EXPENDITURES, AND CHANGES IN FUND BALANCES**  
**BUDGET AND ACTUAL**  
**FOR THE YEAR ENDED DECEMBER 31, 2021**

	<u>Original Budget</u>	<u>Final Budget</u>	<u>Actual</u>	<u>Variance - Favorable (Unfavorable)</u>
<b>Revenues:</b>				
Taxes				
Ad valorem	\$ -	\$ -	\$ 87,363	\$ 87,363
Sales	3,652,000	3,652,000	4,242,651	590,651
Intergovernmental revenues:				
Federal grants	11,210	11,210	1,351,960	1,340,750
State funds:				
Parish transportation	550,000	550,000	525,973	(24,027)
Fees, charges, and commissions for service	69,800	69,800	34,043	(35,757)
Fines and forfeitures	121,400	121,400	23,874	(97,526)
Investment earnings	6,000	6,000	5,403	(597)
Other revenues	200,000	375,000	124,396	(250,604)
<b>Total revenues</b>	<u>4,610,410</u>	<u>4,785,410</u>	<u>6,395,663</u>	<u>1,610,253</u>
<b>Expenditures:</b>				
General government	3,000	178,000	139,694	38,306
Transportation	8,604,766	8,859,632	7,791,837	1,067,795
Capital outlay	1,900,000	2,067,616	855,974	1,211,642
Lease Financing	85,200	-	129,134	(129,134)
<b>Total expenditures</b>	<u>10,592,966</u>	<u>11,105,248</u>	<u>8,916,639</u>	<u>2,188,609</u>
<b>Excess (deficiency) of revenues over (under) expenditures</b>	<u>(5,982,556)</u>	<u>(6,319,838)</u>	<u>(2,520,976)</u>	<u>3,798,862</u>
<b>Other financing sources (uses):</b>				
Transfers out	(786,953)	(786,953)	(796,953)	(10,000)
Transfers in	6,779,427	6,779,427	4,479,427	(2,300,000)
Lease financing proceeds	-	-	70,145	70,145
<b>Total other financing sources (uses)</b>	<u>5,992,474</u>	<u>5,992,474</u>	<u>3,752,619</u>	<u>(2,239,855)</u>
<b>Net change in fund balance</b>	9,918	(327,364)	1,231,643	1,559,007
<b>Fund balance, beginning</b>	<u>958,089</u>	<u>1,935,219</u>	<u>1,010,054</u>	<u>(925,165)</u>
<b>Fund balance, ending</b>	<u>\$ 968,007</u>	<u>\$ 1,607,855</u>	<u>\$ 2,241,697</u>	<u>\$ 633,842</u>

See accompanying independent auditors' report.

**ST. JOHN THE BAPTIST PARISH COUNCIL**  
**LAPLACE, LOUISIANA**  
**1992 GENERAL OBLIGATION BONDS SINKING FUND**  
**SCHEDULE OF REVENUES, EXPENDITURES, AND CHANGES IN FUND BALANCES**  
**BUDGET AND ACTUAL**  
**FOR THE YEAR ENDED DECEMBER 31, 2021**

	<u>Original Budget</u>	<u>Final Budget</u>	<u>Actual</u>	<u>Variance - Favorable (Unfavorable)</u>
<b>Revenues:</b>				
Taxes				
Ad valorem	\$ 10,156,000	\$ 10,156,000	\$ 10,119,968	\$ (36,032)
Investment earnings	16,500	16,500	18,533	2,033
<b>Total revenues</b>	<u>10,172,500</u>	<u>10,172,500</u>	<u>10,138,501</u>	<u>(33,999)</u>
<b>Expenditures:</b>				
General government	499,300	499,300	385,629	113,671
Debt service:				
Principal	4,205,000	4,205,000	4,840,000	(635,000)
Interest	1,144,221	1,144,221	1,197,939	(53,718)
<b>Total expenditures</b>	<u>5,848,521</u>	<u>5,848,521</u>	<u>6,423,568</u>	<u>(575,047)</u>
<b>Excess of revenues over expenditures</b>	<u>4,323,979</u>	<u>4,323,979</u>	<u>3,714,933</u>	<u>(609,046)</u>
<b>Net change in fund balance</b>	4,323,979	4,323,979	3,714,933	(609,046)
<b>Fund balance, beginning</b>	<u>9,727,840</u>	<u>9,715,691</u>	<u>9,680,224</u>	<u>(35,467)</u>
<b>Fund balance, ending</b>	<u>\$ 14,051,819</u>	<u>\$ 14,039,670</u>	<u>\$ 13,395,157</u>	<u>\$ (644,513)</u>

See accompanying independent auditors' report.

**ST. JOHN THE BAPTIST PARISH COUNCIL**  
**LAPLACE, LOUISIANA**  
**HURRICANE IDA FUND**  
**SCHEDULE OF REVENUES, EXPENDITURES, AND CHANGES IN FUND BALANCES**  
**BUDGET AND ACTUAL**  
**FOR THE YEAR ENDED DECEMBER 31, 2021**

	<u>Original Budget</u>	<u>Final Budget</u>	<u>Actual</u>	<u>Variance - Favorable (Unfavorable)</u>
<b>Revenues:</b>				
Intergovernmental revenues:				
Federal grants	\$ -	\$ -	\$ 4,765,442	\$ 4,765,442
Other revenues	-	-	250,000	250,000
<b>Total revenues</b>	<u>-</u>	<u>-</u>	<u>5,015,442</u>	<u>5,015,442</u>
<b>Expenditures:</b>				
General government	-	-	2,682,756	(2,682,756)
Culture and recreation	-	-	1,400,544	(1,400,544)
Economic development	-	-	30,838	(30,838)
Health and welfare	-	-	114,439	(114,439)
Public safety	-	-	582,554	(582,554)
Public works	-	-	27,260,533	(27,260,533)
Capital outlay	-	-	14,899	(14,899)
<b>Total expenditures</b>	<u>-</u>	<u>-</u>	<u>32,086,563</u>	<u>(32,086,563)</u>
<b>Excess of revenues over expenditures</b>	<u>-</u>	<u>-</u>	<u>(27,071,121)</u>	<u>(27,071,121)</u>
<b>Other financing sources (uses):</b>				
Insurance proceeds	-	-	1,371,564	1,371,564
Total other financing sources (uses)	<u>-</u>	<u>-</u>	<u>1,371,564</u>	<u>1,371,564</u>
<b>Net change in fund balance</b>	<u>-</u>	<u>-</u>	<u>(25,699,557)</u>	<u>(25,699,557)</u>
<b>Fund balance, beginning</b>	<u>-</u>	<u>-</u>	<u>-</u>	<u>-</u>
<b>Fund balance, ending</b>	<u>\$ -</u>	<u>\$ -</u>	<u>\$ (25,699,557)</u>	<u>\$ (25,699,557)</u>

See accompanying independent auditors' report.

**ST. JOHN THE BAPTIST PARISH COUNCIL**  
**LAPLACE, LOUISIANA**  
**AMERICAN RECOVERY PLAN FUND**  
**SCHEDULE OF REVENUES, EXPENDITURES, AND CHANGES IN FUND BALANCES**  
**BUDGET AND ACTUAL**  
**FOR THE YEAR ENDED DECEMBER 31, 2021**

	<u>Original Budget</u>	<u>Final Budget</u>	<u>Actual</u>	<u>Variance - Favorable (Unfavorable)</u>
<b>Revenues:</b>				
Investment earnings	\$ -	\$ -	\$ 1,898	\$ 1,898
<b>Total revenues</b>	<u>-</u>	<u>-</u>	<u>1,898</u>	<u>1,898</u>
<b>Expenditures:</b>				
General government	-	-	-	-
<b>Total expenditures</b>	<u>-</u>	<u>-</u>	<u>-</u>	<u>-</u>
<b>Excess of revenues over expenditures</b>	<u>-</u>	<u>-</u>	<u>1,898</u>	<u>1,898</u>
<b>Net change in fund balance</b>	-	-	1,898	1,898
<b>Fund balance, beginning</b>	<u>-</u>	<u>-</u>	<u>-</u>	<u>-</u>
<b>Fund balance, ending</b>	<u>\$ -</u>	<u>\$ -</u>	<u>\$ 1,898</u>	<u>\$ 1,898</u>

See accompanying independent auditors' report.

**ST. JOHN THE BAPTIST PARISH COUNCIL**  
**LAPLACE, LOUISIANA**  
**LEVEE PROTECTION FUND**  
**SCHEDULE OF REVENUES, EXPENDITURES, AND CHANGES IN FUND BALANCES**  
**BUDGET AND ACTUAL**  
**FOR THE YEAR ENDED DECEMBER 31, 2021**

	<u>Original Budget</u>	<u>Final Budget</u>	<u>Actual</u>	<u>Variance - Favorable (Unfavorable)</u>
<b>Revenues:</b>				
Taxes				
Ad valorem	\$ 5,469,400	\$ 5,469,400	\$ 5,667,122	\$ 197,722
Investment earnings	50,000	50,000	24,698	(25,302)
<b>Total revenues</b>	<u>5,519,400</u>	<u>5,519,400</u>	<u>5,691,820</u>	<u>172,420</u>
<b>Expenditures:</b>				
General government	3,255,861	3,255,861	3,535,202	(279,341)
<b>Total expenditures</b>	<u>3,255,861</u>	<u>3,255,861</u>	<u>3,535,202</u>	<u>(279,341)</u>
<b>Excess of revenues over expenditures</b>	<u>2,263,539</u>	<u>2,263,539</u>	<u>2,156,618</u>	<u>(106,921)</u>
<b>Net change in fund balance</b>	2,263,539	2,263,539	2,156,618	(106,921)
<b>Fund balance, beginning</b>	<u>11,451,453</u>	<u>14,096,797</u>	<u>14,046,605</u>	<u>(50,192)</u>
<b>Fund balance, ending</b>	<u>\$ 13,714,992</u>	<u>\$ 16,360,336</u>	<u>\$ 16,203,223</u>	<u>\$ (157,113)</u>

See accompanying independent auditors' report.

**ST. JOHN THE BAPTIST PARISH COUNCIL**  
**LAPLACE, LOUISIANA**  
**Schedule of Changes in Total OPEB Liability and Related Ratios**  
**December 31, 2021**

Financial statement reporting date	Measurement date	Service cost	Interest	Difference between actual and expected experience	Changes of assumptions or other inputs	Benefit payments	Net change in total OPEB liability	Total OPEB liability - beginning	Total OPEB liability - ending	Covered employee payroll	Total OPEB liability as a percentage of covered employee payroll
12/31/2021	12/31/2021	\$ 639,453	\$ 685,149	\$1,463,057	\$ 318,122	\$(1,140,735)	\$1,965,046	\$32,888,693	\$34,853,739	\$ 10,932,595	318.81%
12/31/2020	12/31/2020	527,585	864,167	(2,940,789)	3,496,718	(1,195,841)	751,840	32,136,853	32,888,693	10,512,111	312.86%
12/31/2019	12/31/2019	473,395	1,022,469	792,804	5,423,754	(1,027,662)	6,684,760	25,452,093	32,136,853	11,217,521	286.49%
12/31/2018	12/31/2018	513,440	939,050	(451,456)	(2,290,573)	(1,112,642)	(2,402,181)	27,854,274	25,452,093	10,421,555	244.23%

*This schedule is intended to show information for 10 years. Additional years will be displayed as they become available.*

There are no assets accumulated in a trust that meets the criteria of paragraph 4 of GASB 75 for this OPEB plan

*Benefit Changes.*

*Measurement date*

12/31/2021 There were no changes of benefit terms for the year ended December 31, 2021

*Changes of Assumptions.*

The changes in assumptions balance was a result of changes below used for in each measurement of total OPEB liability.

	<u>12/31/2018</u>	<u>12/31/2019</u>	<u>12/31/2020</u>	<u>12/31/2021</u>
Discount Rate	4.10%	2.74%	2.12%	2.06%
Mortality Rate	RP-2000	RP-2000	RP-2014	RP-2014
Trend	5.50%	5.50%	Variable	Variable



**ST. JOHN THE BAPTIST PARISH COUNCIL**  
**LAPLACE, LOUISIANA**  
**Schedule of Proportionate Share of the Net Pension Liability for the Retirement Systems**  
**Defined Benefit Cost Sharing Plans Only**  
**For the Year Ended December 31, 2021 (\*)**

Pension Plan	Year	Employer's Proportion of the Net Pension Liability (Asset)	Employer's Proportionate Share of the Net Pension Liability (Asset)	Employer's Covered Payroll	Employer's Proportionate Share of the Net Pension Liability (Asset) as a Percentage of its Covered Payroll	Plan Fiduciary Net Position as a Percentage of the Total Pension Liability
Parochial Employees' Retirement System of Louisiana Plan A						
	2020	1.6361%	\$ (2,868,801)	\$ 10,979,633	-26.1284%	110.5%
	2019	1.5631%	73,582	9,841,424	0.7477%	100.0%
	2018	1.6460%	7,305,379	10,070,232	72.5443%	88.9%
	2017	1.7014%	(1,262,868)	10,472,456	-12.0589%	102.0%
	2016	1.7730%	3,651,502	10,439,818	34.9767%	92.2%
	2015	1.7733%	4,667,762	10,097,069	46.2289%	92.2%
	2014	1.7470%	477,647	9,975,003	4.7884%	99.2%
	2013	1.7940%	127,489	9,682,178	1.3167%	99.8%
District Attorneys' Retirement System						
	2021	0.0577%	\$ 10,268	\$ 36,158	28.3976%	96.8%
	2020	0.0576%	45,658	35,750	127.7147%	84.9%
	2019	0.0608%	19,566	35,750	54.7301%	93.1%
	2018	0.0575%	18,503	35,750	51.7566%	92.9%
	2017	0.0539%	14,547	35,750	40.6909%	93.6%
	2016	0.0542%	10,366	35,750	28.9958%	95.1%
	2015	0.0657%	3,538	38,507	9.1879%	98.6%
	2014	0.0548%	1,092	42,000	2.6000%	99.4%
Registrar of Voters Employees' Retirement System of Louisiana						
	2021	0.5304%	\$ 16,825	\$ 79,454	21.1758%	97.7%
	2020	0.4692%	101,085	63,568	159.0187%	83.3%
	2019	0.4264%	79,745	58,568	136.1580%	84.8%
	2018	0.4221%	99,645	58,568	170.1356%	80.6%
	2017	0.8133%	178,523	103,602	172.3162%	74.0%
	2016	0.3191%	90,543	43,831	206.5730%	74.0%
	2015	0.3208%	78,574	43,521	180.5427%	76.8%
	2014	0.3135%	72,486	40,786	177.7227%	77.7%
Firefighters' Retirement System of Louisiana						
	2021	0.8812%	\$ 3,122,974	\$ 2,210,393	141.2859%	86.8%
	2020	0.8811%	6,107,360	2,190,875	278.7635%	72.6%
	2019	0.8665%	5,426,208	2,097,593	258.6874%	74.0%
	2018	0.8325%	4,788,398	1,981,962	241.5989%	74.8%
	2017	0.8445%	4,840,575	1,973,803	245.2410%	73.5%
	2016	0.8724%	5,706,193	1,967,162	290.0723%	68.2%
	2015	0.8757%	4,726,241	1,857,698	254.4138%	72.4%
	2014	0.7705%	3,428,783	1,587,749	215.9525%	76.0%

Schedule is intended to show information for 10 years. Additional years will be displayed as they become available.

(\*) The amounts presented have a liability measurement date as follows:

Measurement Date	Pension Plan
December 31 of the prior year	Parochial Employees' Retirement System of Louisiana Plan A
June 30 of the year ended	District Attorneys' Retirement System
June 30 of the year ended	Registrar of Voters Employees' Retirement System of Louisiana
June 30 of the year ended	Firefighters' Retirement System of Louisiana

**ST. JOHN THE BAPTIST PARISH COUNCIL  
LAPLACE, LOUISIANA  
Schedule of Contributions to Each Retirement System  
Defined Benefit Cost Sharing Plans Only  
For the Year Ended December 31, 2021**

Pension Plan:	Year	Contractually Required Contribution <sup>1</sup>	Contributions in Relation to Contractually Required Contribution <sup>2</sup>	Contribution Deficiency (Excess)	Covered Payroll <sup>3</sup>	Contributions as a % of Covered Payroll
<b>Parochial Employees' Retirement System of Louisiana Plan B</b>						
	2021	\$ 1,308,838	\$ 1,308,838	\$ -	\$ 10,684,392	12.25%
	2020	1,345,005	1,345,005	-	10,979,633	12.25%
	2019	1,131,764	1,131,764	-	9,841,424	11.50%
	2018	1,158,077	1,158,077	-	10,070,232	11.50%
	2017	1,308,763	1,308,763	-	10,472,456	12.50%
	2016	1,357,567	1,357,567	-	10,439,818	13.00%
	2015	1,464,071	1,464,071	-	10,097,069	14.50%
	2014	1,596,000	1,596,000	-	9,975,003	16.00%
<b>District Attorneys' Retirement System</b>						
	2021	\$ 2,429	\$ 2,429	\$ -	\$ 36,158	6.72%
	2020	1,430	1,430	-	35,750	4.00%
	2019	938	938	-	35,750	2.62%
	2018	223	223	-	35,750	0.62%
	2017	-	-	-	35,750	0.00%
	2016	626	626	-	35,750	1.75%
	2015	1,895	1,895	-	36,007	5.26%
	2014	3,413	3,413	-	40,749	8.38%
<b>Registrar of Voters Employees' Retirement System of Louisiana</b>						
	2021	\$ 14,361	\$ 14,361	\$ -	\$ 95,016	15.11%
	2020	12,342	12,342	-	68,568	18.00%
	2019	10,249	10,249	-	58,568	17.50%
	2018	9,957	9,957	-	58,568	17.00%
	2017	22,737	22,737	-	110,293	20.62%
	2016	9,414	9,414	-	44,350	21.23%
	2015	10,455	10,455	-	44,705	23.39%
	2014	10,132	10,132	-	41,780	24.25%
<b>Firefighters' Retirement System of Louisiana</b>						
	2021	\$ 750,808	\$ 750,808	\$ -	\$ 2,272,886	33.03%
	2020	679,396	679,396	-	2,262,192	30.03%
	2019	582,783	582,783	-	2,151,624	27.09%
	2018	535,777	535,777	-	2,021,798	26.50%
	2017	515,713	515,713	-	1,993,837	25.87%
	2016	515,892	515,892	-	1,963,989	26.27%
	2015	543,968	543,968	-	1,922,356	28.30%
	2014	489,286	489,286	-	1,700,390	28.77%

Schedule is intended to show information for 10 years. Additional years will be displayed as they become available.

**For reference only:**

<sup>1</sup> Employer contribution rate multiplied by employer's covered payroll

<sup>2</sup> Actual employer contributions remitted to Retirement Systems

<sup>3</sup> Covered payroll amount for each of the fiscal year ended December 31

**ST. JOHN THE BAPTIST PARISH COUNCIL**  
**LAPLACE, LOUISIANA**  
**NOTES TO REQUIRED SUPPLEMENTARY INFORMATION**

**NOTE A - BUDGETARY BASIS OF ACCOUNTING**

Budgets for the General Fund and each major Special Revenue Fund are adopted on the modified accrual basis of accounting. Therefore, GAAP serves as the budgetary basis of accounting.

**NOTE B – PENSION PLAN CHANGES OF ASSUMPTIONS**

***Changes of Benefit Terms***

There were no changes of benefit terms for the year ended December 31, 2021.

***Changes of Assumptions***

For the Firefighters Retirement System for the valuation year ended June 30, 2021, the investment rate of return decreased from 7.00% to 6.90%. For the valuation year ended June 30, 2020, the investment rate of return decreased from 7.15% to 7.00%. For the valuation year ended June 30, 2019, the investment rate of return decreased from 7.30% to 7.15%, and the inflation rate decreased from 2.700% to 2.500%. For the valuation year ended June 30, 2018, the investment rate of return decreased from 7.40% to 7.30%, and the inflation rate decreased from 2.775% to 2.700%. For the valuation year ended June 30, 2017, the investment rate of return decreased from 7.50% to 7.40%, and the inflation rate decreased from 2.875% to 2.775%. For the valuation year ended June 30, 2015, the inflation rate decreased from 3.00% to 2.875% for the valuation year ended June 30, 2015.

For the Parochial Employees' Retirement System for the valuation year ended December 31, 2020, the investment rate of return decreased from 6.50% to 6.40%, and the inflation rate decreased from 2.40% to 2.30%. The investment rate of return decreased from 6.75% to 6.50%, projected salary increases decreased from 5.25% to 4.75%, and inflation decreased from 2.50% to 2.40% for the year ended December 31, 2018. The investment rate of return decreased from 7.00% to 6.75% for the valuation year ended December 31, 2017. The investment rate of return decreased from 7.25% to 7.00%, projected salary increases decreased from 5.75% to 5.25% and inflation decreased from 3.00% to 2.50% for the valuation year ended December 31, 2015.

For the Registrar of Voters Retirement System, the investment rate of return decreased from 6.40% to 6.25% for the valuation year ended June 30, 2021. The investment rate of return decreased from 6.50% to 6.40%, and the inflation rate decreased from 2.40% to 2.30% for the valuation year ended June 30, 2020. The investment rate of return decreased from 6.75% to 6.50%, and the inflation rate decreased from 2.50% to 2.40% for the valuation year ended June 30, 2018. The investment rate of return decreased from 7.00% to 6.75% for the valuation year ended June 30, 2017. The expected remaining service lives were increased from 4 years to 5 years for the year ended June 30, 2015.

For the District Attorneys' Retirement System, the investment rate of return decreased from 6.25% to 6.10%, and the inflation rate decreased from 2.30% to 2.20% for the valuation year ended June 30, 2021. The investment rate of return decreased from 6.50% to 6.25%, and the inflation rate decreased from 2.40% to 2.30% for the valuation year ended June 30, 2020. The investment rate of return decreased from 6.75% to 6.50%, and the expected remaining service lives decreased from 7 year to 6 years for the valuation year ended June 30, 2018. The investment rate of return decreased from 7.00% to 6.75% for the valuation year ended June 30, 2017. The expected remaining service lives increased from 6 years to 7 years for the plan year ended June 30, 2016.

**ST. JOHN THE BAPTIST PARISH COUNCIL**  
**LAPLACE, LOUISIANA**  
**NOTES TO REQUIRED SUPPLEMENTARY INFORMATION**

**NOTE C – OPEB CHANGES OF ASSUMPTIONS**

*Changes of Benefit Terms*

There were no changes of benefit terms for the year ended December 31, 2021.

*Changes of Assumptions*

The discount rate as of December 31, 2020 was 2.12% and it changed to 2.06% as of December 31, 2021.

The discount rate as of December 31, 2019 was 2.74% and it changed to 2.12% as of December 31, 2020.

The discount rate as of December 31, 2018 was 4.10% and it changed to 2.74% as of December 31, 2019.

**ST. JOHN THE BAPTIST PARISH COUNCIL**  
**LAPLACE, LOUISIANA**  
**SCHEDULE OF COMPENSATION PAID TO ST. JOHN THE BAPTIST PARISH COUNCIL MEMBERS**  
**YEAR ENDED DECEMBER 31, 2021**

Parish Council

		Compensation	Travel Stipend
Lennix Madere, Jr.	Division A	\$ 8,230	\$ 2,000
Michael P. Wright	Division B	8,230	2,000
Kurt Beenedl	District I	8,230	2,000
Warren Torres	District II	8,230	1,500
Tammy Houston	District III	8,230	1,500
Tyra Duhe-Griffin	District IV	8,230	1,500
Robert Arcuri	District V	8,230	1,500
Tonia Schnyder	District VI	8,230	1,500
Thomas Malik	District VII	8,230	1,500
		<u>\$ 74,070</u>	<u>\$ 15,000</u>

**ST. JOHN THE BAPTIST PARISH COUNCIL**  
**LAPLACE, LOUISIANA**  
**SCHEDULE OF COMPENSATION, BENEFITS, AND OTHER PAYMENTS**  
**TO THE PARISH PRESIDENT**  
**FOR THE YEAR ENDED DECEMBER 31, 2021**

**Parish President's Name: Jaclyn Hotard**

Salary	\$ 143,398
Benefits - retirement	17,566
Benefits - insurance	360
Car allowance	8,000
	<u>\$ 169,324</u>

**ST. JOHN THE BAPTIST PARISH COUNCIL**  
**LAPLACE, LOUISIANA**  
**JUSTICE SYSTEM FUNDING SCHEDULE - RECEIVING ENTITY**  
**CASH BASIS PRESENTATION**  
**FOR THE YEAR ENDED DECEMBER 31, 2021**

	<b>First Six Month Period Ended 06/30/2021</b>	<b>Second Six Month Period Ended 12/31/2021</b>
<b>Receipts From</b>		
<i>St. John the Baptist Parish Sheriff's Office, Criminal Court Costs/Fees</i>	\$ 21,472	\$ 15,168
<i>St. John the Baptist Parish Sheriff's Office, Bond Surety Fees</i>	32,376	33,626
<b>Subtotal Receipts</b>	<b>\$ 53,848</b>	<b>\$ 48,794</b>
<b>Ending Balance of Amounts Assessed but Not Received</b>	<b>\$ -</b>	<b>\$ -</b>

**ST. JOHN THE BAPTIST PARISH COUNCIL**  
**LAPLACE, LOUISIANA**  
**FUND DESCRIPTIONS - NONMAJOR GOVERNMENTAL FUNDS**  
**For the Year Ended December 31, 2021**

***SPECIAL REVENUE FUNDS***

Special Revenue Funds account for the proceeds of specific revenues (other than special assessments, expendable trusts, or revenues for major capital projects) that are legally restricted to expenditures for specific purposes.

**Health Unit Tax Fund** - The Health Unit Tax Fund accounts for the operation and maintenance of the two health units in the Parish. Revenue is generated from a .96 mill Ad Valorem Tax along with some state revenue sharing. The expenditures include a portion of the annual operation of the health units, as well as the quarterly billing for personal and environmental health services performed in the Parish by the State Department of Health & Hospitals.

**Juvenile Detention Center Fund** - The Juvenile Detention Center Fund provides for the housing of St. John the Baptist Parish juvenile offenders in juvenile detention facilities in other Parishes. The revenue is generated from a 1.00 mill Ad Valorem Tax. The major expenditure is the housing of juveniles outside St. John the Baptist Parish.

**Ambulance Fund** - The Ambulance Fund accounts for annual emergency ambulance services for St. John the Baptist Parish. The revenue is generated from a service charge on residents' monthly utility bills. The major expenditure for this fund is the private contract services for parish-wide EMS.

**Convention Center Fund** - Revenue is generated from a dedicated 2.97% sales tax charged on the hotel/motel occupancy of lodging in St. John the Baptist Parish. The revenue is dedicated to the construction and maintenance of a Civic Center.

**Economic Development Fund** - The Economic Development Fund accounts for the promotion of economic growth in St. John the Baptist Parish. Revenue is generated from a 3/8% sales tax.

**911 Communications District Fund** - The Communications District Fund accounts for the annual operation of the emergency 911 facility. Revenue is generated from the monthly 911 surcharge collected by local telephone companies along with interest income.

**Civil Defense Fund** - The Civil Defense Fund provides the annual operations of the St. John Parish Department of Public Safety. Revenues are generated from an annual grant by Entergy, Inc. as mandated by the Nuclear Regulatory Commission (NRC). In addition, funds are allocated by Economic Development to match grant funding per the sales tax proposition.

**Street Lighting Fund** - The Street Lighting Fund accounts for the annual operations for parish-wide street lighting. The revenue is generated from 3.83 mills, along with some state revenue sharing funds. The expenditures consist of the cost for lighting public streets, as well as other annual operating expenditures.

**Fire Services Fund** - The Fire Services Fund was created in May 2003 when the voters of St. John the Baptist Parish passed a .25 cent sales tax for a partially paid fire department. This fund accounts for the cost associated with the paid personnel for the fire departments. In 2015, the Parish combined the four Volunteer Fire Departments into the Fire Services Fund. The revenue of the Volunteer Fire Departments is generated from a ¼% sales tax for the fire departments along with a 2% fire insurance rebate.



**ST. JOHN THE BAPTIST PARISH COUNCIL**  
**LAPLACE, LOUISIANA**  
**FUND DESCRIPTIONS - NONMAJOR GOVERNMENTAL FUNDS**  
**For the Year Ended December 31, 2021**

**Criminal Court Fund** - The Criminal Court Fund accounts for a portion of the annual cost of the courts. The annual revenues are derived from fines, forfeitures, court fees, etc.

**Recreation Fund** - The Recreation Fund accounts for recreational expenses of the Parish which consist primarily of maintaining the park grounds and the summer youth programs. The revenue is generated primarily from video poker revenue collected by the State.

**RESTORE Fund** – This fund is used to account for the grant funds received from the Federal RESTORE program. The expenses for approved projects related to water mitigation will be tracked here. Currently, the Belle Terre Streetwater project is underway.

**LA SAFE Fund** – This fund is used to account for grant funds received from the Louisiana Office of Community Development for the LA SAFE Airline and Main Complete Streets project. The project is a resilient infrastructure project along Airline Highway between Belle Terre and Main Street in LaPlace.

**CDBG Fund** – This fund is used to account for the Federal CDBG program. The revenue is generated from Federal grant funds.

**Hurricane Isaac Fund** - The Hurricane Isaac Fund accounts for grant revenues received for disaster recovery efforts related to Hurricane Isaac. Revenue is generated from federal grant programs.

**Hurricane Isaac CDBG Fund** – This fund is used to account for the Federal Community Development Block Grant program related to Hurricane Isaac recovery projects. The revenue is generated from Federal grant programs.

**Animal Shelter Fund** – This fund is used to account for the annual operation of the animal shelter facility. The revenue is generated from a .75 mill ad valorem tax.

**GOMESA Fund** - This fund accounts for the monies received from Phase II of the Gulf of Mexico Energy Security Act of 2006. The funds are to be used for Coastal conservation, restoration, and hurricane protection.

**Health & Human Services Fund** – This fund is used to account for various grants and other revenues used to provide food, housing and utility assistance to needy residents in the Parish.

***DEBT SERVICE FUNDS***

The Debt Service Funds are used to accumulate monies for the payment of principal, interest, and fiscal charges on the Parish's general obligation and special tax bonds.

**Parishwide Sewerage Sales Tax Reserve Fund** - This fund accounts for the reserving of funds as prescribed by law for any one year's principal and interest payments for sewer bonds.

**Parishwide Sewerage Sales Tax Sinking Fund** - This fund accounts for the annual payment of principal and interest on sewer bond debt. The Sales Tax District transfers on a monthly basis the funds to cover these payments.

**WVFD Fire Protection Reserve Fund** - This fund accounts for the reserving of funds as prescribed by law for any one year's principal and interest payments for the WVFD sales tax bonds.

**ST. JOHN THE BAPTIST PARISH COUNCIL**  
**LAPLACE, LOUISIANA**  
**FUND DESCRIPTIONS - NONMAJOR GOVERNMENTAL FUNDS**  
**For the Year Ended December 31, 2021**

**WVFD Fire Protection Sinking Fund** - This fund accounts for the annual payment of principal and interest on the WVFD sales tax bond debt. The WVFD operating fund transfers on a monthly basis the funds to cover these payments.

***CAPITAL PROJECTS FUNDS***

The Capital Projects Funds are used to account for all resources and expenditures in connection with the acquisition, renovation, and improvements of capital facilities other than those financed by proprietary funds.

**Bond Series 1990 Parishwide Sewerage Construction Phase II Fund** - The fund was created in 1990 to fund sewer capital improvements. After the funds from the bond issues had been extinguished, the fund was kept pursuant to Council Resolution 98-28, which states that any revenues collected from the one-cent sewer sales tax in excess of \$4 million should be escrowed for future use. Funds have been transferred into this fund from the Sales Tax District on an annual basis to complete various sewer improvement projects.

**2009 General Obligation Bond Construction Fund** - The fund was created by a 2009 bond issuance for the purpose of funding construction of various capital projects.

**2010 Sewer Bond Construction Fund** - The fund was created by a 2010 bond issuance to fund sewerage capital improvements throughout the Parish.

**2014 General Obligation Bond Construction Fund** - The fund was created by a 2014 bond issuance to fund sewerage capital improvements throughout the Parish.

**2015 General Obligation Bond Construction Fund** - The fund was created by a 2015 bond issuance for the purpose of funding construction of various capital projects.

**2022 General Obligation Bond Construction Fund** - The fund was created by a 2022 bond issuance for the purpose of funding construction of various capital projects.

**ST. JOHN THE BAPTIST PARISH COUNCIL**  
**LAPLACE, LOUISIANA**  
**COMBINING BALANCE SHEET**  
**NON-MAJOR GOVERNMENTAL FUNDS**  
**DECEMBER 31, 2021**

**Special Revenue Funds**

	<b>Health Unit</b>	<b>Juvenile Detention Center</b>	<b>Ambulance</b>	<b>Convention Center</b>	<b>Economic Development</b>	<b>911 Communications District</b>
<b>Assets</b>						
Cash and cash equivalents	\$ 1,633,578	\$ 613,559	\$ 40,946	\$ 1,527,236	\$ 3,708,869	\$ 1,344,638
Receivables:						
Accounts	-	-	-	-	-	122,212
Ad Valorem Taxes	701,125	727,800	-	-	-	-
Sales Taxes	-	-	-	-	838,230	-
Other	-	-	-	-	-	-
Due from other funds	59	-	278,252	-	25,633	-
Due from other governments	-	-	-	-	-	-
Prepaid items	-	4,069	-	-	8,020	9,949
Leased assets	-	-	-	-	-	-
<b>Total assets</b>	<b>\$ 2,334,762</b>	<b>\$ 1,345,428</b>	<b>\$ 319,198</b>	<b>\$ 1,527,236</b>	<b>\$ 4,580,752</b>	<b>\$ 1,476,799</b>
<b>Liabilities</b>						
Cash in excess of bank balance	\$ -	\$ -	\$ -	\$ -	\$ -	\$ -
Accounts payable	20,451	1,582	68,570	23,585	91,053	21,213
Accrued expenses and other liabilities	993	-	-	1,675	25,202	-
Due to other funds	22,122	5,661	61	3,364	220,222	2,331
Due to other governmental agencies	-	-	-	-	-	-
Lease liability	-	-	-	-	-	-
<b>Total liabilities</b>	<b>43,566</b>	<b>7,243</b>	<b>68,631</b>	<b>28,624</b>	<b>336,477</b>	<b>23,544</b>
<b>Deferred inflows of resources</b>						
Advance tax payments	91,698	95,519	-	-	-	-
Unavailable revenues	3,313	3,451	-	-	-	-
<b>Total deferred inflows of resources</b>	<b>95,011</b>	<b>98,970</b>	<b>-</b>	<b>-</b>	<b>-</b>	<b>-</b>
<b>Fund Balances</b>						
Nonspendable	-	4,069	-	-	8,020	9,949
Restricted	2,196,185	1,235,146	250,567	1,498,612	4,236,255	1,443,306
Committed	-	-	-	-	-	-
Unassigned	-	-	-	-	-	-
<b>Total fund balances</b>	<b>2,196,185</b>	<b>1,239,215</b>	<b>250,567</b>	<b>1,498,612</b>	<b>4,244,275</b>	<b>1,453,255</b>
<b>Total liabilities, deferred inflows, and fund balances</b>	<b>\$ 2,334,762</b>	<b>\$ 1,345,428</b>	<b>\$ 319,198</b>	<b>\$ 1,527,236</b>	<b>\$ 4,580,752</b>	<b>\$ 1,476,799</b>

**ST. JOHN THE BAPTIST PARISH COUNCIL**  
**LAPLACE, LOUISIANA**  
**COMBINING BALANCE SHEET**  
**NON-MAJOR GOVERNMENTAL FUNDS**  
**DECEMBER 31, 2021**

**Special Revenue Funds**

	<b>Civil Defense</b>	<b>Street Lighting</b>	<b>Fire Services</b>	<b>Criminal Court</b>	<b>Recreation</b>	<b>RESTORE</b>	<b>LASAFE</b>
<b>Assets</b>							
Cash and cash equivalents	\$ 939,931	\$ 3,676,075	\$ 1,754,134	\$ -	\$ 1,919,228	\$ 24,496	\$ 999
Receivables:							
Accounts	-	-	57,250	20,463	-	-	-
Taxes	-	2,768,389	-	-	1,637,563	-	-
Sales Taxes	-	-	1,117,644	-	-	-	-
Other	(1)	-	-	-	181,125	-	-
Due from other funds	32,921	97,798	245,742	12,209	27,225	-	-
Due from other governments	55,169	-	-	-	403,127	139,511	51,643
Prepaid items	8,056	3,457	52,020	-	29,673	-	-
Leased assets	-	-	-	-	-	-	-
<b>Total assets</b>	<b>\$ 1,036,076</b>	<b>\$ 6,545,719</b>	<b>\$ 3,226,790</b>	<b>\$ 32,672</b>	<b>\$ 4,197,941</b>	<b>\$ 164,007</b>	<b>\$ 52,642</b>
<b>Liabilities</b>							
Cash in excess of bank balance	\$ -	\$ -	\$ -	\$ 63,871	\$ -	\$ -	\$ -
Accounts payable	7,390	114,185	292,244	96,311	101,478	165,229	25,822
Accrued expenses and other liabilities	23,639	48,902	181,010	2,718	45,054	-	-
Due to other funds	143,110	115,154	24,821	75,228	260,132	-	6,509
Due to other governmental agencies	-	-	-	-	-	-	-
Lease liability	-	-	-	-	-	-	-
<b>Total liabilities</b>	<b>174,139</b>	<b>278,241</b>	<b>498,075</b>	<b>238,128</b>	<b>406,664</b>	<b>165,229</b>	<b>32,331</b>
<b>Deferred inflows of resources</b>							
Advance tax payments	-	365,836	-	-	214,917	-	-
Unavailable revenues	28,584	13,217	-	-	511,674	139,511	25,822
<b>Total deferred inflows of resources</b>	<b>28,584</b>	<b>379,053</b>	<b>-</b>	<b>-</b>	<b>726,591</b>	<b>139,511</b>	<b>25,822</b>
<b>Fund Balances</b>							
Nonspendable	8,056	3,457	52,020	-	29,673	-	-
Restricted	825,297	5,884,968	2,676,695	-	3,035,013	-	-
Committed	-	-	-	-	-	-	-
Unassigned	-	-	-	(205,456)	-	(140,733)	(5,511)
<b>Total fund balances</b>	<b>833,353</b>	<b>5,888,425</b>	<b>2,728,715</b>	<b>(205,456)</b>	<b>3,064,686</b>	<b>(140,733)</b>	<b>(5,511)</b>
<b>Total liabilities, deferred inflows, and fund balances</b>	<b>\$ 1,036,076</b>	<b>\$ 6,545,719</b>	<b>\$ 3,226,790</b>	<b>\$ 32,672</b>	<b>\$ 4,197,941</b>	<b>\$ 164,007</b>	<b>\$ 52,642</b>

**ST. JOHN THE BAPTIST PARISH COUNCIL**  
**LAPLACE, LOUISIANA**  
**COMBINING BALANCE SHEET**  
**NON-MAJOR GOVERNMENTAL FUNDS**  
**DECEMBER 31, 2021**

**Special Revenue Funds**

	<b>CDBG</b>	<b>Hurricane Isaac</b>	<b>Hurricane Isaac CDBG</b>	<b>Animal Shelter</b>	<b>GOMESA</b>	<b>Health &amp; Human Services</b>	<b>Total Special Revenue Funds</b>
<b>Assets</b>							
Cash and cash equivalents	\$ -	\$ 16,123	\$ 35,044	\$ 641,672	\$ 1,543,719	\$ 566,787	\$ 19,987,034
Receivables:							
Accounts	-	-	-	25,499	-	-	225,424
Taxes	-	-	-	547,758	-	-	6,382,635
Sales Taxes	-	-	-	-	-	-	1,955,874
Other	-	-	-	-	-	-	181,124
Due from other funds	-	-	-	11,831	-	13,011	744,681
Due from other governments	93,584	245,721	-	-	6,455	39,211	1,034,421
Prepaid items	-	-	-	1,706	-	-	116,950
Leased assets	-	-	-	-	-	-	-
<b>Total assets</b>	<b>\$ 93,584</b>	<b>\$ 261,844</b>	<b>\$ 35,044</b>	<b>\$ 1,228,466</b>	<b>\$ 1,550,174</b>	<b>\$ 619,009</b>	<b>\$ 30,628,143</b>
<b>Liabilities</b>							
Cash in excess of bank balance	\$ -	\$ -	\$ -	\$ -	\$ -	\$ -	\$ 63,871
Accounts payable	-	58,387	-	3,648	24,488	16,248	1,131,884
Accrued expenses and other liabilities	-	-	68,238	11,582	-	-	409,013
Due to other funds	-	365,808	75,408	160,280	-	85,351	1,565,562
Due to other governmental agencies	-	-	-	-	-	-	-
Lease liability	-	-	-	-	-	-	-
<b>Total liabilities</b>	<b>-</b>	<b>424,195</b>	<b>143,646</b>	<b>175,510</b>	<b>24,488</b>	<b>101,599</b>	<b>3,170,330</b>
<b>Deferred inflows of resources</b>							
Advance tax payments	-	-	-	71,639	-	-	839,609
Unavailable revenues	93,584	245,721	-	2,588	-	-	1,067,465
<b>Total deferred inflows of resources</b>	<b>93,584</b>	<b>245,721</b>	<b>-</b>	<b>74,227</b>	<b>-</b>	<b>-</b>	<b>1,907,074</b>
<b>Fund Balances</b>							
Nonspendable	-	-	-	1,706	-	-	116,950
Restricted	-	-	-	977,023	1,525,686	517,410	26,302,163
Committed	-	-	-	-	-	-	-
Unassigned	-	(408,072)	(108,602)	-	-	-	(868,374)
<b>Total fund balances</b>	<b>-</b>	<b>(408,072)</b>	<b>(108,602)</b>	<b>978,729</b>	<b>1,525,686</b>	<b>517,410</b>	<b>25,550,739</b>
<b>Total liabilities, deferred inflows, and fund balances</b>	<b>\$ 93,584</b>	<b>\$ 261,844</b>	<b>\$ 35,044</b>	<b>\$ 1,228,466</b>	<b>\$ 1,550,174</b>	<b>\$ 619,009</b>	<b>\$ 30,628,143</b>

**ST. JOHN THE BAPTIST PARISH COUNCIL**  
**LAPLACE, LOUISIANA**  
**COMBINING BALANCE SHEET**  
**NON-MAJOR GOVERNMENTAL FUNDS**  
**DECEMBER 31, 2021**

	<b>Debt Service Funds</b>				
	<b>Parishwide Sewerage Sales Tax Reserve</b>	<b>Parishwide Sewerage Sales Tax Sinking</b>	<b>WVFD Fire Protection Reserve</b>	<b>WVFD Fire Protection Sinking</b>	<b>Total Debt Service Funds</b>
<b><u>Assets</u></b>					
Cash and cash equivalents	\$ 41,559	\$ 699,109	\$ 468,874	\$ 401,733	\$ 1,611,275
Receivables:					
Accounts	-	-	-	-	-
Taxes	-	-	-	-	-
Sales Taxes	-	-	-	-	-
Other	-	-	-	-	-
Due from other funds	-	-	-	-	-
Due from other governments	-	-	-	-	-
Prepaid items	-	-	-	-	-
Leased assets	-	-	-	-	-
Total assets	\$ 41,559	\$ 699,109	\$ 468,874	\$ 401,733	\$ 1,611,275
<b><u>Liabilities</u></b>					
Cash in excess of bank balance	\$ -	\$ -	\$ -	\$ -	\$ -
Accounts payable	-	-	-	-	-
Accrued expenses and other liabilities	-	-	-	-	-
Due to other funds	60	64	-	-	124
Due to other governmental agencies	-	-	-	-	-
Lease liability	-	-	-	-	-
Total liabilities	60	64	-	-	124
<b><u>Deferred inflows of resources</u></b>					
Advance tax payments	-	-	-	-	-
Unavailable revenues	-	-	-	-	-
Total deferred inflows of resources	-	-	-	-	-
<b><u>Fund Balances</u></b>					
Nonspendable	-	-	-	-	-
Restricted	41,499	699,045	468,874	401,733	1,611,151
Committed	-	-	-	-	-
Unassigned	-	-	-	-	-
Total fund balances	41,499	699,045	468,874	401,733	1,611,151
Total liabilities, deferred inflows, and fund balances	\$ 41,559	\$ 699,109	\$ 468,874	\$ 401,733	\$ 1,611,275

**ST. JOHN THE BAPTIST PARISH COUNCIL**  
**LAPLACE, LOUISIANA**  
**COMBINING BALANCE SHEET**  
**NON-MAJOR GOVERNMENTAL FUNDS**  
**DECEMBER 31, 2021**

	<b>Capital Projects Funds</b>							<b>Total Nonmajor Governmental Funds</b>
	<b>Bond Series</b>	<b>2009</b>		<b>2014 General</b>	<b>2015 General</b>	<b>2022 General</b>	<b>Total</b>	
	<b>1990 PW</b>	<b>General</b>	<b>2010 Sewer</b>	<b>Obligation</b>	<b>Obligation</b>	<b>Obligation</b>	<b>Capital</b>	
	<b>Construction</b>	<b>Bond</b>	<b>Bond</b>	<b>Bond</b>	<b>Bond</b>	<b>Bond</b>	<b>Projects</b>	
<b>Phase II</b>	<b>Construction</b>	<b>Construction</b>	<b>Construction</b>	<b>Construction</b>	<b>Construction</b>	<b>Construction</b>	<b>Funds</b>	
<b>Assets</b>								
Cash and cash equivalents	\$ 11,159	\$ 30,109	\$ 2,205,651	\$ 7,425,607	\$ 4,447,290	\$ -	\$ 14,119,816	\$ 35,718,125
Receivables:								
Accounts	-	-	-	-	-	-	-	225,424
Taxes	-	-	-	-	-	-	-	6,382,635
Sales Taxes	-	-	-	-	-	-	-	1,955,874
Other	-	-	-	-	-	-	-	181,124
Due from other funds	-	8,690	219,476	-	52,691	-	280,857	1,025,538
Due from other governments	-	-	25,021	505,246	-	-	530,267	1,564,688
Prepaid items	-	-	-	-	-	-	-	116,950
Leased assets	-	-	-	-	-	-	-	-
<b>Total assets</b>	<b>\$ 11,159</b>	<b>\$ 38,799</b>	<b>\$ 2,450,148</b>	<b>\$ 7,930,853</b>	<b>\$ 4,499,981</b>	<b>\$ -</b>	<b>\$ 14,930,940</b>	<b>\$ 47,170,358</b>
<b>Liabilities</b>								
Cash in excess of bank balance	\$ -	\$ -	\$ -	\$ -	\$ -	\$ -	\$ -	\$ 63,871
Accounts payable	-	-	297,889	116,104	24,917	-	438,910	1,570,794
Accrued expenses and other liabilities	-	-	49,324	11,356	-	-	60,680	469,693
Due to other funds	156	60	62	61	60	61,381	61,780	1,627,466
Due to other governmental agencies	-	-	-	-	-	-	-	-
Lease liability	-	-	-	-	-	-	-	-
<b>Total liabilities</b>	<b>156</b>	<b>60</b>	<b>347,275</b>	<b>127,521</b>	<b>24,977</b>	<b>61,381</b>	<b>561,370</b>	<b>3,731,824</b>
<b>Deferred inflows of resources</b>								
Advance tax payments	-	-	-	-	-	-	-	839,609
Unavailable revenues	-	-	25,021	505,246	-	-	530,267	1,597,732
<b>Total deferred inflows of resources</b>	<b>-</b>	<b>-</b>	<b>25,021</b>	<b>505,246</b>	<b>-</b>	<b>-</b>	<b>530,267</b>	<b>2,437,341</b>
<b>Fund Balances</b>								
Nonspendable	-	-	-	-	-	-	-	116,950
Restricted	-	-	-	-	-	-	-	27,913,314
Committed	11,003	38,739	2,077,852	7,298,086	4,475,004	-	13,900,684	13,900,684
Unassigned	-	-	-	-	-	(61,381)	(61,381)	(929,755)
<b>Total fund balances</b>	<b>11,003</b>	<b>38,739</b>	<b>2,077,852</b>	<b>7,298,086</b>	<b>4,475,004</b>	<b>(61,381)</b>	<b>13,839,303</b>	<b>41,001,193</b>
<b>Total liabilities, deferred inflows, and fund balances</b>	<b>\$ 11,159</b>	<b>\$ 38,799</b>	<b>\$ 2,450,148</b>	<b>\$ 7,930,853</b>	<b>\$ 4,499,981</b>	<b>\$ -</b>	<b>\$ 14,930,940</b>	<b>\$ 47,170,358</b>

**ST. JOHN THE BAPTIST PARISH COUNCIL**  
**LAPLACE, LOUISIANA**  
**COMBINING STATEMENT OF REVENUES, EXPENDITURES, AND CHANGES IN FUND BALANCES**  
**NON-MAJOR GOVERNMENTAL FUNDS**  
**YEAR ENDED DECEMBER 31, 2021**

	Special Revenue Funds					
	Health Unit	Juvenile Detention Center	Ambulance	Convention Center	Economic Development	911 Communications District
<b>Revenues:</b>						
Taxes:						
Ad valorem	\$ 777,213	\$ 807,059	\$ -	\$ -	\$ -	\$ -
Sales	-	-	-	-	4,242,651	-
Video poker	-	-	-	-	-	-
Intergovernmental revenues:						
Federal grants	-	-	-	-	5,891	-
State funds:						
State revenue sharing	16,768	-	-	-	-	-
Other	-	-	-	329,036	19,000	-
Local	-	-	-	-	-	-
Fees, charges, and commissions for services	-	-	351,293	245,963	-	725,743
Fines and forfeitures	-	-	-	-	-	-
Investment earnings	3,546	2,108	35	1,955	5,785	2,135
Other revenues	59	-	1,463	-	3,569	400
<b>Total revenues</b>	<u>797,586</u>	<u>809,167</u>	<u>352,791</u>	<u>576,954</u>	<u>4,276,896</u>	<u>728,278</u>
<b>Expenditures:</b>						
General government	-	-	-	-	662	2,577
Culture and recreation	-	-	-	-	-	-
Economic development	-	-	-	181,157	1,097,341	-
Health and welfare	198,515	-	-	-	-	-
Public safety	-	86,473	403,693	-	-	337,657
Public works	-	-	-	-	-	-
Transportation	-	-	-	-	-	-
Capital outlay	-	-	-	-	2,764	9,360
Debt service:						
Principal	-	-	-	-	-	-
Interest	-	-	-	-	-	-
Lease financing:						
Principal	-	-	-	-	4,223	-
Interest	-	-	-	-	250	-
<b>Total expenditures</b>	<u>198,515</u>	<u>86,473</u>	<u>403,693</u>	<u>181,157</u>	<u>1,105,240</u>	<u>349,594</u>
<b>Excess (deficiency) of revenues over (under) expenditures</b>	599,071	722,694	(50,902)	395,797	3,171,656	378,684
<b>Other financing sources (uses):</b>						
Transfers out	(227,115)	(407,203)	(24,259)	(107,012)	(2,870,792)	(230,479)
Transfers in	-	-	83,000	-	-	-
<b>Total other financing sources (uses)</b>	<u>(227,115)</u>	<u>(407,203)</u>	<u>58,741</u>	<u>(107,012)</u>	<u>(2,870,792)</u>	<u>(230,479)</u>
<b>Net change in fund balance</b>	371,956	315,491	7,839	288,785	300,864	148,205
<b>Fund balance, beginning</b>	1,824,229	923,724	242,728	1,209,827	3,943,411	1,305,050
<b>Prior period adjustments</b>	-	-	-	-	-	-
<b>Fund balance, beginning as restated</b>	<u>1,824,229</u>	<u>923,724</u>	<u>242,728</u>	<u>1,209,827</u>	<u>3,943,411</u>	<u>1,305,050</u>
<b>Fund balance, ending</b>	<u>\$ 2,196,185</u>	<u>\$ 1,239,215</u>	<u>\$ 250,567</u>	<u>\$ 1,498,612</u>	<u>\$ 4,244,275</u>	<u>\$ 1,453,255</u>

See accompanying independent auditors' report.



**ST. JOHN THE BAPTIST PARISH COUNCIL**  
**LAPLACE, LOUISIANA**  
**COMBINING STATEMENT OF REVENUES, EXPENDITURES, AND CHANGES IN FUND BALANCES**  
**NON-MAJOR GOVERNMENTAL FUNDS**  
**YEAR ENDED DECEMBER 31, 2021**

Special Revenue Funds							
	Civil Defense	Street Lighting	Fire Services	Criminal Court	Recreation	RESTORE	LASAFE
<b>Revenues:</b>							
Taxes:							
Ad valorem	\$ -	\$ 3,071,960	\$ -	\$ -	\$ 1,815,874	\$ -	\$ -
Sales	-	-	5,656,864	-	-	-	-
Video poker	-	-	-	-	693,799	-	-
Intergovernmental revenues:							
Federal grants	54,400	-	5,625	-	502,872	17,110	136,012
State funds:							
State revenue sharing	-	21,273	-	-	-	-	-
Other	-	-	164,660	-	-	-	-
Local	-	-	537,709	-	-	-	-
Fees, charges, and commissions for services	-	-	-	36,641	37,930	-	-
Fines and forfeitures	-	-	-	1,261,593	-	-	-
Investment earnings	1,292	9,426	3,941	158	4,723	-	-
Other revenues	161,688	3,780	213,735	513	269,119	-	-
<b>Total revenues</b>	<b>217,380</b>	<b>3,106,439</b>	<b>6,582,534</b>	<b>1,298,905</b>	<b>3,324,317</b>	<b>17,110</b>	<b>136,012</b>
<b>Expenditures:</b>							
General government	8,192	1,368	-	1,999,621	25,496	11,222	31
Culture and recreation	-	-	-	-	1,391,547	-	-
Economic development	-	-	-	-	-	-	-
Health and welfare	-	-	-	-	-	-	-
Public safety	391,565	-	5,493,579	-	-	-	-
Public works	-	-	-	-	-	-	-
Transportation	-	1,214,470	-	-	-	-	-
Capital outlay	41,340	16,249	2,575,981	-	579,083	156,621	141,133
Debt service:							
Principal	-	-	86,091	-	-	-	-
Interest	-	-	-	-	-	-	-
Lease financing:							
Principal	-	-	-	-	12,255	-	-
Interest	-	-	-	-	2,361	-	-
<b>Total expenditures</b>	<b>441,097</b>	<b>1,232,087</b>	<b>8,155,651</b>	<b>1,999,621</b>	<b>2,010,742</b>	<b>167,843</b>	<b>141,164</b>
<b>Excess (deficiency) of revenues over (under) expenditures</b>	<b>(223,717)</b>	<b>1,874,352</b>	<b>(1,573,117)</b>	<b>(700,716)</b>	<b>1,313,575</b>	<b>(150,733)</b>	<b>(5,152)</b>
<b>Other financing sources (uses):</b>							
Transfers out	(14,538)	(706,915)	(624,588)	-	(204,344)	-	-
Transfers in	384,561	-	433,734	495,260	-	10,000	-
<b>Total other financing sources (uses)</b>	<b>370,023</b>	<b>(706,915)</b>	<b>(190,854)</b>	<b>495,260</b>	<b>(204,344)</b>	<b>10,000</b>	<b>-</b>
<b>Net change in fund balance</b>	<b>146,306</b>	<b>1,167,437</b>	<b>(1,763,971)</b>	<b>(205,456)</b>	<b>1,109,231</b>	<b>(140,733)</b>	<b>(5,152)</b>
<b>Fund balance, beginning</b>	<b>687,047</b>	<b>4,720,988</b>	<b>4,492,686</b>	<b>-</b>	<b>1,955,455</b>	<b>-</b>	<b>(359)</b>
<b>Prior period adjustments</b>	<b>-</b>	<b>-</b>	<b>-</b>	<b>-</b>	<b>-</b>	<b>-</b>	<b>-</b>
<b>Fund balance, beginning as restated</b>	<b>687,047</b>	<b>4,720,988</b>	<b>4,492,686</b>	<b>-</b>	<b>1,955,455</b>	<b>-</b>	<b>(359)</b>
<b>Fund balance, ending</b>	<b>\$ 833,353</b>	<b>\$ 5,888,425</b>	<b>\$ 2,728,715</b>	<b>\$ (205,456)</b>	<b>\$ 3,064,686</b>	<b>\$ (140,733)</b>	<b>\$ (5,151)</b>

**ST. JOHN THE BAPTIST PARISH COUNCIL**  
**LAPLACE, LOUISIANA**  
**COMBINING STATEMENT OF REVENUES, EXPENDITURES, AND CHANGES IN FUND BALANCES**  
**NON-MAJOR GOVERNMENTAL FUNDS**  
**YEAR ENDED DECEMBER 31, 2021**

	Special Revenue Funds						
	CDBG	Hurricane Isaac	Hurricane Isaac CDBG	Animal Shelter	GOMESA	Health & Human Services	Total Special Revenue Funds
<b>Revenues:</b>							
Taxes:							
Ad valorem	\$ -	\$ -	\$ -	\$ 607,195	\$ -	\$ -	7,079,301
Sales	-	-	-	-	-	-	9,899,515
Video poker	-	-	-	-	-	-	693,799
Intergovernmental revenues:							
Federal grants	-	22,375	1,496	-	235,155	459,948	1,440,884
State funds:							
State revenue sharing	-	-	-	-	-	-	38,041
Other	-	-	-	-	-	-	512,696
Local	-	-	-	-	-	-	537,709
Fees, charges, and commissions for services	-	-	-	72,848	-	-	1,470,418
Fines and forfeitures	-	-	-	-	-	-	1,261,593
Investment earnings	-	-	-	1,615	330,277	867	367,863
Other revenues	-	-	-	93,535	-	161	748,022
<b>Total revenues</b>	<u>-</u>	<u>22,375</u>	<u>1,496</u>	<u>775,193</u>	<u>565,432</u>	<u>460,976</u>	<u>24,049,841</u>
<b>Expenditures:</b>							
General government	-	-	-	(611)	1,500	244,209	2,294,267
Culture and recreation	-	-	-	-	-	-	1,391,547
Economic development	-	-	-	-	-	-	1,278,498
Health and welfare	-	-	-	-	-	231,791	430,306
Public safety	-	-	-	415,250	-	-	7,128,217
Public works	-	-	5,712	-	-	-	5,712
Transportation	-	-	-	-	-	-	1,214,470
Capital outlay	-	-	-	-	236,806	-	3,759,337
Debt service:							
Principal	-	-	-	-	-	-	86,091
Interest	-	-	-	-	-	-	-
Lease financing:							
Principal	-	-	-	7,241	-	-	23,719
Interest	-	-	-	907	-	-	3,518
<b>Total expenditures</b>	<u>-</u>	<u>-</u>	<u>5,712</u>	<u>422,787</u>	<u>238,306</u>	<u>476,000</u>	<u>17,615,682</u>
<b>Excess (deficiency) of revenues over (under) expenditures</b>	<u>-</u>	<u>22,375</u>	<u>(4,216)</u>	<u>352,406</u>	<u>327,126</u>	<u>(15,024)</u>	<u>6,434,159</u>
<b>Other financing sources (uses):</b>							
Transfers out	-	-	-	(10,207)	-	-	(5,427,452)
Transfers in	-	-	-	-	-	70,000	1,476,555
<b>Total other financing sources (uses)</b>	<u>-</u>	<u>-</u>	<u>-</u>	<u>(10,207)</u>	<u>-</u>	<u>70,000</u>	<u>(3,950,897)</u>
<b>Net change in fund balance</b>	<u>-</u>	<u>22,375</u>	<u>(4,216)</u>	<u>342,199</u>	<u>327,126</u>	<u>54,976</u>	<u>2,483,262</u>
<b>Fund balance, beginning</b>	<u>-</u>	<u>(430,447)</u>	<u>(104,386)</u>	<u>636,530</u>	<u>1,198,560</u>	<u>441,185</u>	<u>23,046,228</u>
<b>Prior period adjustments</b>	<u>-</u>	<u>-</u>	<u>-</u>	<u>-</u>	<u>-</u>	<u>21,249</u>	<u>21,249</u>
<b>Fund balance, beginning as restated</b>	<u>-</u>	<u>(430,447)</u>	<u>(104,386)</u>	<u>636,530</u>	<u>1,198,560</u>	<u>462,434</u>	<u>23,067,477</u>
<b>Fund balance, ending</b>	<u>\$ -</u>	<u>\$ (408,072)</u>	<u>\$ (108,602)</u>	<u>\$ 978,729</u>	<u>\$ 1,525,686</u>	<u>\$ 517,410</u>	<u>\$ 25,550,739</u>

**ST. JOHN THE BAPTIST PARISH COUNCIL**  
**LAPLACE, LOUISIANA**  
**COMBINING STATEMENT OF REVENUES, EXPENDITURES, AND CHANGES IN FUND BALANCES**  
**NON-MAJOR GOVERNMENTAL FUNDS**  
**YEAR ENDED DECEMBER 31, 2021**

	Debt Service Funds				
	Parishwide Sewerage Sales Tax Reserve	Parishwide Sewerage Sales Tax Sinking	WVFD Fire Protection Reserve	WVFD Fire Protection Sinking	Total Debt Service Funds
<b>Revenues:</b>					
Taxes:					
Ad valorem	\$ -	\$ -	\$ -	\$ -	\$ -
Sales	-	-	-	-	-
Video poker	-	-	-	-	-
Intergovernmental revenues:					
Federal grants	-	-	-	-	-
State funds:					
State revenue sharing	-	-	-	-	-
Other	-	-	-	-	-
Local	-	-	-	-	-
Fees, charges, and commissions for services	-	-	-	-	-
Fines and forfeitures	-	-	-	-	-
Investment earnings	67	1,432	754	306	2,559
Other revenues	-	-	-	-	-
<b>Total revenues</b>	<u>67</u>	<u>1,432</u>	<u>754</u>	<u>306</u>	<u>2,559</u>
<b>Expenditures:</b>					
General government	60	3,039	-	400	3,499
Culture and recreation	-	-	-	-	-
Economic development	-	-	-	-	-
Health and welfare	-	-	-	-	-
Public safety	-	-	-	-	-
Public works	-	-	-	-	-
Transportation	-	-	-	-	-
Capital outlay	-	-	-	-	-
Debt service:					
Principal	-	770,000	-	400,000	1,170,000
Interest	-	276,850	-	45,888	322,738
Lease financing:					
Principal	-	-	-	-	-
Interest	-	-	-	-	-
<b>Total expenditures</b>	<u>60</u>	<u>1,049,889</u>	<u>-</u>	<u>446,288</u>	<u>1,496,237</u>
<b>Excess (deficiency) of revenues over (under) expenditures</b>	<b>7</b>	<b>(1,048,457)</b>	<b>754</b>	<b>(445,982)</b>	<b>(1,493,678)</b>
<b>Other financing sources (uses):</b>					
Transfers out	-	-	-	-	-
Transfers in	-	1,344,006	-	451,108	1,795,114
<b>Total other financing sources (uses)</b>	<u>-</u>	<u>1,344,006</u>	<u>-</u>	<u>451,108</u>	<u>1,795,114</u>
<b>Net change in fund balance</b>	<u>7</u>	<u>295,549</u>	<u>754</u>	<u>5,126</u>	<u>301,436</u>
<b>Fund balance, beginning</b>	41,492	403,496	468,120	396,607	1,309,715
<b>Prior period adjustments</b>	-	-	-	-	-
<b>Fund balance, beginning as restated</b>	<u>41,492</u>	<u>403,496</u>	<u>468,120</u>	<u>396,607</u>	<u>1,309,715</u>
<b>Fund balance, ending</b>	<u>\$ 41,499</u>	<u>\$ 699,045</u>	<u>\$ 468,874</u>	<u>\$ 401,733</u>	<u>\$ 1,611,151</u>

**ST. JOHN THE BAPTIST PARISH COUNCIL**  
**LAPLACE, LOUISIANA**  
**COMBINING STATEMENT OF REVENUES, EXPENDITURES, AND CHANGES IN FUND BALANCES**  
**NON-MAJOR GOVERNMENTAL FUNDS**  
**YEAR ENDED DECEMBER 31, 2021**

	Capital Projects Funds						Total Nonmajor Governmental Funds
	Bond Series 1990 PW Sewerage Construction Phase II	2009 General Obligation Bond Construction	2010 Sewer Bond Construction	2014 General Obligation Bond Construction	2015 General Obligation Bond Construction	2022 General Obligation Bond Construction	
<b>Revenues:</b>							
Taxes:							
Ad valorem	\$ -	\$ -	\$ -	\$ -	\$ -	\$ -	\$ 7,079,301
Sales	-	-	-	-	-	-	9,899,515
Video poker	-	-	-	-	-	-	693,799
Intergovernmental revenues:							
Federal grants	-	-	50,928	21,398	-	-	72,326
State funds:							
State revenue sharing	-	-	-	-	-	-	38,041
Other	-	-	-	-	-	-	512,696
Local	-	-	-	-	-	-	537,709
Fees, charges, and commissions for services	-	-	-	-	-	-	1,470,418
Fines and forfeitures	-	-	-	-	-	-	1,261,593
Investment earnings	87	59	4,808	11,969	7,580	-	24,503
Other revenues	-	-	-	-	-	-	748,022
<b>Total revenues</b>	<b>87</b>	<b>59</b>	<b>55,736</b>	<b>33,367</b>	<b>7,580</b>	<b>-</b>	<b>24,149,229</b>
<b>Expenditures:</b>							
General government	4,776	59	1,742	23,202	859	-	2,328,404
Culture and recreation	-	-	-	-	-	-	1,391,547
Economic development	-	-	-	-	-	-	1,278,498
Health and welfare	-	-	-	-	-	-	430,306
Public safety	-	-	-	-	-	-	7,128,217
Public works	78,021	-	-	-	-	-	83,733
Transportation	-	-	-	-	-	-	1,214,470
Capital outlay	-	-	1,328,182	267,074	211,990	61,381	5,627,964
Debt service:							
Principal	73,000	-	-	-	-	-	1,329,091
Interest	4,158	-	-	-	-	-	326,896
Lease financing:							
Principal	-	-	-	-	-	-	23,719
Interest	-	-	-	-	-	-	3,518
<b>Total expenditures</b>	<b>159,955</b>	<b>59</b>	<b>1,329,924</b>	<b>290,276</b>	<b>212,849</b>	<b>61,381</b>	<b>21,166,363</b>
<b>Excess (deficiency) of revenues over (under) expenditures</b>	<b>(159,868)</b>	<b>-</b>	<b>(1,274,188)</b>	<b>(256,909)</b>	<b>(205,269)</b>	<b>(61,381)</b>	<b>2,982,866</b>
<b>Other financing sources (uses):</b>							
Transfers out	-	-	-	-	(300,000)	-	(5,727,452)
Transfers in	120,000	-	-	300,000	-	-	3,691,669
<b>Total other financing sources (uses)</b>	<b>120,000</b>	<b>-</b>	<b>-</b>	<b>300,000</b>	<b>(300,000)</b>	<b>-</b>	<b>(2,035,783)</b>
<b>Net change in fund balance</b>	<b>(39,868)</b>	<b>-</b>	<b>(1,274,188)</b>	<b>43,091</b>	<b>(505,269)</b>	<b>(61,381)</b>	<b>947,083</b>
<b>Fund balance, beginning</b>	<b>50,871</b>	<b>38,739</b>	<b>3,352,040</b>	<b>7,254,995</b>	<b>4,980,273</b>	<b>-</b>	<b>40,032,861</b>
<b>Prior period adjustments</b>	<b>-</b>	<b>-</b>	<b>-</b>	<b>-</b>	<b>-</b>	<b>-</b>	<b>21,249</b>
<b>Fund balance, beginning as restated</b>	<b>50,871</b>	<b>38,739</b>	<b>3,352,040</b>	<b>7,254,995</b>	<b>4,980,273</b>	<b>-</b>	<b>40,054,110</b>
<b>Fund balance, ending</b>	<b>\$ 11,003</b>	<b>\$ 38,739</b>	<b>\$ 2,077,852</b>	<b>\$ 7,298,086</b>	<b>\$ 4,475,004</b>	<b>\$ (61,381)</b>	<b>\$ 41,001,193</b>

**ST. JOHN THE BAPTIST PARISH COUNCIL**  
**LAPLACE, LOUISIANA**  
**BUDGETARY COMPARISON SCHEDULE**  
**SCHEDULE OF REVENUES, EXPENDITURES, AND CHANGES IN FUND BALANCES**  
**BUDGET AND ACTUAL**  
**HEALTH UNIT FUND**  
**YEAR ENDED DECEMBER 31, 2021**

	<u>Original Budget</u>	<u>Final Budget</u>	<u>Actual</u>	<u>Variance - Favorable (Unfavorable)</u>
<b>Revenues:</b>				
Taxes				
Ad valorem	\$ 750,200	\$ 750,200	\$ 777,213	\$ 27,013
Intergovernmental revenues:				
State funds:				
State revenue sharing	16,000	16,000	16,768	768
Investment earnings	10,700	10,700	3,546	(7,154)
Other revenues	100	100	59	(41)
<b>Total revenues</b>	<u>777,000</u>	<u>777,000</u>	<u>797,586</u>	<u>20,586</u>
<b>Expenditures:</b>				
Health and welfare	297,830	313,180	198,515	114,665
<b>Total expenditures</b>	<u>297,830</u>	<u>313,180</u>	<u>198,515</u>	<u>114,665</u>
<b>Excess (deficiency) of revenues over (under) expenditures</b>	<u>479,170</u>	<u>463,820</u>	<u>599,071</u>	<u>135,251</u>
<b>Other financing sources (uses):</b>				
Transfers out	(227,115)	(227,115)	(227,115)	-
Total other financing sources (uses)	<u>(227,115)</u>	<u>(227,115)</u>	<u>(227,115)</u>	<u>-</u>
<b>Net change in fund balance</b>	252,055	236,705	371,956	135,251
<b>Fund balance, beginning</b>	<u>1,368,083</u>	<u>1,400,860</u>	<u>1,824,229</u>	<u>423,369</u>
<b>Fund balance, ending</b>	<u>\$ 1,620,138</u>	<u>\$ 1,637,565</u>	<u>\$ 2,196,185</u>	<u>\$ 558,620</u>

See accompanying independent auditors' report.

**ST. JOHN THE BAPTIST PARISH COUNCIL**  
**LAPLACE, LOUISIANA**  
**BUDGETARY COMPARISON SCHEDULE**  
**SCHEDULE OF REVENUES, EXPENDITURES, AND CHANGES IN FUND BALANCES**  
**BUDGET AND ACTUAL**  
**JUVENILE DETENTION FUND**  
**YEAR ENDED DECEMBER 31, 2021**

	<b><u>Original Budget</u></b>	<b><u>Final Budget</u></b>	<b><u>Actual</u></b>	<b><u>Variance - Favorable (Unfavorable)</u></b>
<b>Revenues:</b>				
Taxes				
Ad valorem	\$ 781,300	\$ 781,300	\$ 807,059	\$ 25,759
Investment earnings	3,000	3,000	2,108	(892)
<b>Total revenues</b>	<b><u>784,300</u></b>	<b><u>784,300</u></b>	<b><u>809,167</u></b>	<b><u>24,867</u></b>
<b>Expenditures:</b>				
Public safety	144,220	154,220	86,473	67,747
<b>Total expenditures</b>	<b><u>144,220</u></b>	<b><u>154,220</u></b>	<b><u>86,473</u></b>	<b><u>67,747</u></b>
<b>Excess (deficiency) of revenues over (under) expenditures</b>	<b><u>640,080</u></b>	<b><u>630,080</u></b>	<b><u>722,694</u></b>	<b><u>92,614</u></b>
<b>Other financing sources (uses):</b>				
Transfers out	(370,501)	(370,501)	(407,203)	(36,702)
Total other financing sources (uses)	<u>(370,501)</u>	<u>(370,501)</u>	<u>(407,203)</u>	<u>(36,702)</u>
<b>Net change in fund balance</b>	<b>269,579</b>	<b>259,579</b>	<b>315,491</b>	<b>55,912</b>
<b>Fund balance, beginning</b>	<b><u>401,361</u></b>	<b><u>930,893</u></b>	<b><u>923,724</u></b>	<b><u>(7,169)</u></b>
<b>Fund balance, ending</b>	<b><u>\$ 670,940</u></b>	<b><u>\$ 1,190,472</u></b>	<b><u>\$ 1,239,215</u></b>	<b><u>\$ 48,743</u></b>

See accompanying independent auditors' report.

**ST. JOHN THE BAPTIST PARISH COUNCIL**  
**LAPLACE, LOUISIANA**  
**BUDGETARY COMPARISON SCHEDULE**  
**SCHEDULE OF REVENUE, EXPENDITURES, AND CHANGES IN FUND BALANCES**  
**BUDGET AND ACTUAL**  
**AMBULANCE FUND**  
**YEAR ENDED DECEMBER 31, 2021**

	<b><u>Original Budget</u></b>	<b><u>Final Budget</u></b>	<b><u>Actual</u></b>	<b><u>Variance - Favorable (Unfavorable)</u></b>
<b>Revenues:</b>				
Fees, charges, and commissions for services	\$ 415,000	\$ 415,000	\$ 351,293	\$ (63,707)
Investment earnings	1,000	1,000	35	(965)
Other revenues	2,000	2,000	1,463	(537)
<b>Total revenues</b>	<b><u>418,000</u></b>	<b><u>418,000</u></b>	<b><u>352,791</u></b>	<b><u>(65,209)</u></b>
<b>Expenditures:</b>				
Public safety	393,500	393,500	403,693	(10,193)
<b>Total expenditures</b>	<b><u>393,500</u></b>	<b><u>393,500</u></b>	<b><u>403,693</u></b>	<b><u>(10,193)</u></b>
<b>Excess (deficiency) of revenues over (under) expenditures</b>	<b><u>24,500</u></b>	<b><u>24,500</u></b>	<b><u>(50,902)</u></b>	<b><u>(75,402)</u></b>
<b>Other financing sources (uses):</b>				
Transfers out	(24,259)	(24,259)	(24,259)	-
Transfers in	-	-	83,000	83,000
<b>Total other financing sources (uses)</b>	<b><u>(24,259)</u></b>	<b><u>(24,259)</u></b>	<b><u>58,741</u></b>	<b><u>83,000</u></b>
<b>Net change in fund balance</b>	<b>241</b>	<b>241</b>	<b>7,839</b>	<b>7,598</b>
<b>Fund balance, beginning</b>	<b><u>265,111</u></b>	<b><u>232,728</u></b>	<b><u>242,728</u></b>	<b><u>10,000</u></b>
<b>Fund balance, ending</b>	<b><u>\$ 265,352</u></b>	<b><u>\$ 232,969</u></b>	<b><u>\$ 250,567</u></b>	<b><u>\$ 17,598</u></b>

See accompanying independent auditors' report.

**ST. JOHN THE BAPTIST PARISH COUNCIL**  
**LAPLACE, LOUISIANA**  
**BUDGETARY COMPARISON SCHEDULE**  
**SCHEDULE OF REVENUES, EXPENDITURES, AND CHANGES IN FUND BALANCES**  
**BUDGET AND ACTUAL**  
**CONVENTION CENTER FUND**  
**YEAR ENDED DECEMBER 31, 2021**

	<b><u>Original Budget</u></b>	<b><u>Final Budget</u></b>	<b><u>Actual</u></b>	<b><u>Variance - Favorable (Unfavorable)</u></b>
<b>Revenues:</b>				
Intergovernmental revenues:				
State funds:				
Other	\$ 330,000	\$ 330,000	\$ 329,036	\$ (964)
Fees, charges, and commissions for services	80,000	80,000	245,963	165,963
Investment earnings	9,000	9,000	1,955	(7,045)
<b>Total revenues</b>	<b><u>419,000</u></b>	<b><u>419,000</u></b>	<b><u>576,954</u></b>	<b><u>157,954</u></b>
<b>Expenditures:</b>				
Economic development	306,200	306,200	181,157	125,043
Capital outlay	5,000	5,000	-	5,000
<b>Total expenditures</b>	<b><u>311,200</u></b>	<b><u>311,200</u></b>	<b><u>181,157</u></b>	<b><u>130,043</u></b>
<b>Excess (deficiency) of revenues over (under) expenditures</b>	<b><u>107,800</u></b>	<b><u>107,800</u></b>	<b><u>395,797</u></b>	<b><u>287,997</u></b>
<b>Other financing sources (uses):</b>				
Transfers out	<u>(107,012)</u>	<u>(107,012)</u>	<u>(107,012)</u>	-
Total other financing sources (uses)	<u>(107,012)</u>	<u>(107,012)</u>	<u>(107,012)</u>	-
<b>Net change in fund balance</b>	788	788	288,785	287,997
<b>Fund balance, beginning</b>	<u>1,121,858</u>	<u>1,220,302</u>	<u>1,209,827</u>	<u>(10,475)</u>
<b>Fund balance, ending</b>	<b><u>\$ 1,122,646</u></b>	<b><u>\$ 1,221,090</u></b>	<b><u>\$ 1,498,612</u></b>	<b><u>\$ 277,522</u></b>

See accompanying independent auditors' report.



**ST. JOHN THE BAPTIST PARISH COUNCIL**  
**LAPLACE, LOUISIANA**  
**BUDGETARY COMPARISON SCHEDULE**  
**SCHEDULE OF REVENUES, EXPENDITURES, AND CHANGES IN FUND BALANCES**  
**BUDGET AND ACTUAL**  
**ECONOMIC DEVELOPMENT FUND**  
**YEAR ENDED DECEMBER 31, 2021**

	<u>Original Budget</u>	<u>Final Budget</u>	<u>Actual</u>	<u>Variance - Favorable (Unfavorable)</u>
<b>Revenues:</b>				
Taxes				
Sales	\$ 3,652,000	\$ 3,652,000	\$ 4,242,651	\$ 590,651
Intergovernmental revenues:				
Federal	-	-	5,891	5,891
State funds:				
Other	10,000	10,000	19,000	9,000
Investment earnings	10,000	10,000	5,785	(4,215)
Other revenues	190,680	190,680	3,569	(187,111)
<b>Total revenues</b>	<u>3,862,680</u>	<u>3,862,680</u>	<u>4,276,896</u>	<u>414,216</u>
<b>Expenditures:</b>				
General government	-	-	662	(662)
Economic development	1,488,395	1,488,395	1,097,341	391,054
Capital outlay	-	60,000	2,764	57,236
Lease financing:				
Principal	-	-	4,223	(4,223)
Interest	-	-	250	(250)
<b>Total expenditures</b>	<u>1,488,395</u>	<u>1,548,395</u>	<u>1,105,240</u>	<u>443,155</u>
<b>Excess (deficiency) of revenues over (under) expenditures</b>	<u>2,374,285</u>	<u>2,314,285</u>	<u>3,171,656</u>	<u>857,371</u>
<b>Other financing sources (uses):</b>				
Transfers out	(2,370,792)	(2,370,792)	(2,870,792)	(500,000)
Total other financing sources (uses)	<u>(2,370,792)</u>	<u>(2,370,792)</u>	<u>(2,870,792)</u>	<u>(500,000)</u>
<b>Net change in fund balance</b>	3,493	(56,507)	300,864	357,371
<b>Fund balance, beginning</b>	<u>3,208,171</u>	<u>3,284,951</u>	<u>3,943,411</u>	<u>658,460</u>
<b>Fund balance, ending</b>	<u>\$ 3,211,664</u>	<u>\$ 3,228,444</u>	<u>\$ 4,244,275</u>	<u>\$ 1,015,831</u>

See accompanying independent auditors' report.

**ST. JOHN THE BAPTIST PARISH COUNCIL**  
**LAPLACE, LOUISIANA**  
**BUDGETARY COMPARISON SCHEDULE**  
**SCHEDULE OF REVENUES, EXPENDITURES, AND CHANGES IN FUND BALANCES**  
**BUDGET AND ACTUAL**  
**911 COMMUNICATIONS DISTRICT FUND**  
**YEAR ENDED DECEMBER 31, 2021**

	<b><u>Original Budget</u></b>	<b><u>Final Budget</u></b>	<b><u>Actual</u></b>	<b><u>Variance - Favorable (Unfavorable)</u></b>
<b>Revenues:</b>				
Fees, charges, and commissions for services	\$ 740,000	740,000	\$ 725,743	\$ (14,257)
Investment earnings	10,000	10,000	2,135	(7,865)
Other revenues	2,000	2,000	400	(1,600)
<b>Total revenues</b>	<b>752,000</b>	<b>752,000</b>	<b>728,278</b>	<b>(23,722)</b>
<b>Expenditures:</b>				
General government	-	-	2,577	(2,577)
Public safety	320,250	327,650	337,657	(10,007)
Capital outlay	-	9,360	9,360	-
<b>Total expenditures</b>	<b>320,250</b>	<b>337,010</b>	<b>349,594</b>	<b>(12,584)</b>
<b>Excess (deficiency) of revenues over (under) expenditures</b>	<b>431,750</b>	<b>414,990</b>	<b>378,684</b>	<b>(36,306)</b>
<b>Other financing sources (uses):</b>				
Transfers out	(230,479)	(230,479)	(230,479)	-
Total other financing sources (uses)	(230,479)	(230,479)	(230,479)	-
<b>Net change in fund balance</b>	<b>201,271</b>	<b>184,511</b>	<b>148,205</b>	<b>(36,306)</b>
<b>Fund balance, beginning</b>	<b>1,272,461</b>	<b>1,433,680</b>	<b>1,305,050</b>	<b>(128,630)</b>
<b>Fund balance, ending</b>	<b>\$ 1,473,732</b>	<b>\$ 1,618,191</b>	<b>\$ 1,453,255</b>	<b>\$ (164,936)</b>

See accompanying independent auditors' report.

**ST. JOHN THE BAPTIST PARISH COUNCIL**  
**LAPLACE, LOUISIANA**  
**BUDGETARY COMPARISON SCHEDULE**  
**SCHEDULE OF REVENUES, EXPENDITURES, AND CHANGES IN FUND BALANCES**  
**BUDGET AND ACTUAL**  
**CIVIL DEFENSE FUND**  
**YEAR ENDED DECEMBER 31, 2021**

	<b><u>Original Budget</u></b>	<b><u>Final Budget</u></b>	<b><u>Actual</u></b>	<b><u>Variance - Favorable (Unfavorable)</u></b>
<b>Revenues:</b>				
Intergovernmental revenues:				
Federal	\$ 49,500	\$ 90,840	\$ 54,400	\$ (36,440)
Investment earnings	1,500	1,500	1,292	(208)
Other revenues	162,000	162,000	161,688	(312)
<b>Total revenues</b>	<b>213,000</b>	<b>254,340</b>	<b>217,380</b>	<b>(36,960)</b>
<b>Expenditures:</b>				
General government	24,100	15,600	8,192	7,408
Public safety	552,180	560,680	391,565	169,115
Capital outlay	0	41,340	41,340	-
<b>Total expenditures</b>	<b>576,280</b>	<b>617,620</b>	<b>441,097</b>	<b>176,523</b>
<b>Excess (deficiency) of revenues over (under) expenditures</b>	<b>(363,280)</b>	<b>(363,280)</b>	<b>(223,717)</b>	<b>139,563</b>
<b>Other financing sources (uses):</b>				
Transfers out	(14,538)	(14,538)	(14,538)	-
Transfers in	384,561	384,561	384,561	-
<b>Total other financing sources (uses)</b>	<b>370,023</b>	<b>370,023</b>	<b>370,023</b>	<b>-</b>
<b>Net change in fund balance</b>	<b>6,743</b>	<b>6,743</b>	<b>146,306</b>	<b>139,563</b>
<b>Fund balance, beginning</b>	<b>511,791</b>	<b>687,046</b>	<b>687,047</b>	<b>1</b>
<b>Fund balance, ending</b>	<b>\$ 518,534</b>	<b>\$ 693,789</b>	<b>\$ 833,353</b>	<b>\$ 139,564</b>

See accompanying independent auditors' report.

**ST. JOHN THE BAPTIST PARISH COUNCIL**  
**LAPLACE, LOUISIANA**  
**BUDGETARY COMPARISON SCHEDULE**  
**SCHEDULE OF REVENUES, EXPENDITURES, AND CHANGES IN FUND BALANCES**  
**BUDGET AND ACTUAL**  
**STREET LIGHTING FUND**  
**YEAR ENDED DECEMBER 31, 2021**

	<b><u>Original Budget</u></b>	<b><u>Final Budget</u></b>	<b><u>Actual</u></b>	<b><u>Variance - Favorable (Unfavorable)</u></b>
<b>Revenues:</b>				
Taxes				
Ad valorem	\$ 2,993,000	\$ 2,993,000	\$ 3,071,960	\$ 78,960
Intergovernmental revenues:				
State funds:				
State revenue sharing	15,000	15,000	21,273	6,273
Investment earnings	17,300	17,300	9,426	(7,874)
Other revenues	2,000	2,000	3,780	1,780
<b>Total revenues</b>	<b><u>3,027,300</u></b>	<b><u>3,027,300</u></b>	<b><u>3,106,439</u></b>	<b><u>79,139</u></b>
<b>Expenditures:</b>				
General government	-	3,000	1,368	1,632
Transportation	1,356,660	1,326,860	1,214,470	112,390
Capital outlay	420,000	465,000	16,249	448,751
<b>Total expenditures</b>	<b><u>1,776,660</u></b>	<b><u>1,794,860</u></b>	<b><u>1,232,087</u></b>	<b><u>562,773</u></b>
<b>Excess (deficiency) of revenues over (under) expenditures</b>	<b><u>1,250,640</u></b>	<b><u>1,232,440</u></b>	<b><u>1,874,352</u></b>	<b><u>641,912</u></b>
<b>Other financing sources (uses):</b>				
Transfers out	(386,229)	(386,229)	(706,915)	(320,686)
Total other financing sources (uses)	<b><u>(386,229)</u></b>	<b><u>(386,229)</u></b>	<b><u>(706,915)</u></b>	<b><u>(320,686)</u></b>
<b>Net change in fund balance</b>	<b>864,411</b>	<b>846,211</b>	<b>1,167,437</b>	<b>321,226</b>
<b>Fund balance, beginning</b>	<b><u>3,365,005</u></b>	<b><u>4,720,989</u></b>	<b><u>4,720,988</u></b>	<b><u>(1)</u></b>
<b>Fund balance, ending</b>	<b><u>\$ 4,229,416</u></b>	<b><u>\$ 5,567,200</u></b>	<b><u>\$ 5,888,425</u></b>	<b><u>\$ 321,225</u></b>

See accompanying independent auditors' report.

**ST. JOHN THE BAPTIST PARISH COUNCIL**  
**LAPLACE, LOUISIANA**  
**BUDGETARY COMPARISON SCHEDULE**  
**SCHEDULE OF REVENUES, EXPENDITURES, AND CHANGES IN FUND BALANCES**  
**BUDGET AND ACTUAL**  
**FIRE SERVICES FUND**  
**YEAR ENDED DECEMBER 31, 2021**

	<b><u>Original Budget</u></b>	<b><u>Final Budget</u></b>	<b><u>Actual</u></b>	<b><u>Variance - Favorable (Unfavorable)</u></b>
<b>Revenues:</b>				
Taxes				
Sales	\$ 4,850,000	\$ 4,850,000	\$ 5,656,864	\$ 806,864
Intergovernmental revenues:				
Federal	-	-	5,625	5,625
State funds:				
Other	165,000	165,000	164,660	(340)
Local	745,000	745,000	537,709	(207,291)
Investment earnings	10,000	10,000	3,941	(6,059)
Other revenues	160,000	290,000	213,735	(76,265)
<b>Total revenues</b>	<b><u>5,930,000</u></b>	<b><u>6,060,000</u></b>	<b><u>6,582,534</u></b>	<b><u>522,534</u></b>
<b>Expenditures:</b>				
Public safety	5,201,900	5,256,900	5,493,579	(236,679)
Capital outlay	1,380,000	2,872,050	2,575,981	296,069
Debt service:				
Principal	86,091	86,091	86,091	-
<b>Total expenditures</b>	<b><u>6,667,991</u></b>	<b><u>8,215,041</u></b>	<b><u>8,155,651</u></b>	<b><u>59,390</u></b>
<b>Excess (deficiency) of revenues over (under) expenditures</b>	<b><u>(737,991)</u></b>	<b><u>(2,155,041)</u></b>	<b><u>(1,573,117)</u></b>	<b><u>581,924</u></b>
<b>Other financing sources (uses):</b>				
Transfers out	(618,918)	(618,918)	(624,588)	(5,670)
Transfers in	-	-	433,734	433,734
<b>Total other financing sources (uses)</b>	<b><u>(618,918)</u></b>	<b><u>(618,918)</u></b>	<b><u>(190,854)</u></b>	<b><u>428,064</u></b>
<b>Net change in fund balance</b>	<b>(1,356,909)</b>	<b>(2,773,959)</b>	<b>(1,763,971)</b>	<b>1,009,988</b>
<b>Fund balance, beginning</b>	<b><u>2,295,384</u></b>	<b><u>3,384,750</u></b>	<b><u>4,492,686</u></b>	<b><u>1,107,936</u></b>
<b>Fund balance, ending</b>	<b><u>\$ 938,475</u></b>	<b><u>\$ 610,791</u></b>	<b><u>\$ 2,728,715</u></b>	<b><u>\$ 2,117,924</u></b>

See accompanying independent auditors' report.

**ST. JOHN THE BAPTIST PARISH COUNCIL**  
**LAPLACE, LOUISIANA**  
**BUDGETARY COMPARISON SCHEDULE**  
**SCHEDULE OF REVENUES, EXPENDITURES, AND CHANGES IN FUND BALANCES**  
**BUDGET AND ACTUAL**  
**CRIMINAL COURT FUND**  
**YEAR ENDED DECEMBER 31, 2021**

	<b><u>Original Budget</u></b>	<b><u>Final Budget</u></b>	<b><u>Actual</u></b>	<b><u>Variance - Favorable (Unfavorable)</u></b>
<b>Revenues:</b>				
Fees, charges, and commissions for services	\$ 64,600	\$ 64,600	\$ 36,641	\$ (27,959)
Fines and forfeitures	1,520,000	1,520,000	1,261,593	(258,407)
Investment earnings	720	720	158	(562)
Other revenues	60,000	60,000	513	(59,487)
<b>Total revenues</b>	<b><u>1,645,320</u></b>	<b><u>1,645,320</u></b>	<b><u>1,298,905</u></b>	<b><u>(346,415)</u></b>
<b>Expenditures:</b>				
General government	2,173,000	2,173,000	1,999,621	173,379
<b>Total expenditures</b>	<b><u>2,173,000</u></b>	<b><u>2,173,000</u></b>	<b><u>1,999,621</u></b>	<b><u>173,379</u></b>
<b>Excess (deficiency) of revenues over (under) expenditures</b>	<b><u>(527,680)</u></b>	<b><u>(527,680)</u></b>	<b><u>(700,716)</u></b>	<b><u>(173,036)</u></b>
<b>Other financing sources (uses):</b>				
Transfers in	530,400	530,400	495,260	(35,140)
Total other financing sources (uses)	530,400	530,400	495,260	(35,140)
<b>Net change in fund balance</b>	<b>2,720</b>	<b>2,720</b>	<b>(205,456)</b>	<b>(208,176)</b>
<b>Fund balance, beginning</b>	<b><u>6,786</u></b>	<b><u>(4,286)</u></b>	<b><u>-</u></b>	<b><u>4,286</u></b>
<b>Fund balance, ending</b>	<b><u>\$ 9,506</u></b>	<b><u>\$ (1,566)</u></b>	<b><u>\$ (205,456)</u></b>	<b><u>\$ (203,890)</u></b>

See accompanying independent auditors' report.

**ST. JOHN THE BAPTIST PARISH COUNCIL**  
**LAPLACE, LOUISIANA**  
**BUDGETARY COMPARISON SCHEDULE**  
**SCHEDULE OF REVENUES, EXPENDITURES, AND CHANGES IN FUND BALANCES**  
**BUDGET AND ACTUAL**  
**RECREATION FUND**  
**YEAR ENDED DECEMBER 31, 2021**

	<b><u>Original Budget</u></b>	<b><u>Final Budget</u></b>	<b><u>Actual</u></b>	<b><u>Variance - Favorable (Unfavorable)</u></b>
<b>Revenues:</b>				
Taxes				
Ad valorem	\$ 1,758,050	\$ 1,758,050	\$ 1,815,874	\$ 57,824
Video poket	625,000	625,000	693,799	68,799
Intergovernmental revenues:				
Federal	600,000	600,000	502,872	(97,128)
Fees, charges, and commissions for services	68,470	68,470	37,930	(30,540)
Investment earnings	5,000	5,000	4,723	(277)
Other revenues	11,000	11,000	269,119	258,119
<b>Total revenues</b>	<b><u>3,067,520</u></b>	<b><u>3,067,520</u></b>	<b><u>3,324,317</u></b>	<b><u>256,797</u></b>
<b>Expenditures:</b>				
General government	26,500	33,200	25,496	7,704
Culture and recreation	1,779,145	1,757,445	1,391,547	365,898
Capital outlay	630,000	715,037	579,083	135,954
Lease financing:				
Principal	-	-	12,255	(12,255)
Interest	620	620	2,361	(1,741)
<b>Total expenditures</b>	<b><u>2,436,265</u></b>	<b><u>2,506,302</u></b>	<b><u>2,010,742</u></b>	<b><u>495,560</u></b>
<b>Excess (deficiency) of revenues over (under) expenditures</b>	<b><u>631,255</u></b>	<b><u>561,218</u></b>	<b><u>1,313,575</u></b>	<b><u>752,357</u></b>
<b>Other financing sources (uses):</b>				
Transfers out	(204,344)	(204,344)	(204,344)	-
Total other financing sources (uses)	<u>(204,344)</u>	<u>(204,344)</u>	<u>(204,344)</u>	<u>-</u>
<b>Net change in fund balance</b>	<b>426,911</b>	<b>356,874</b>	<b>1,109,231</b>	<b>752,357</b>
<b>Fund balance, beginning</b>	<b><u>1,551,418</u></b>	<b><u>1,939,096</u></b>	<b><u>1,955,455</u></b>	<b><u>16,359</u></b>
<b>Fund balance, ending</b>	<b><u>\$ 1,978,329</u></b>	<b><u>\$ 2,295,970</u></b>	<b><u>\$ 3,064,686</u></b>	<b><u>\$ 768,716</u></b>

See accompanying independent auditors' report.

**ST. JOHN THE BAPTIST PARISH COUNCIL**  
**LAPLACE, LOUISIANA**  
**BUDGETARY COMPARISON SCHEDULE**  
**SCHEDULE OF REVENUES, EXPENDITURES, AND CHANGES IN FUND BALANCES**  
**BUDGET AND ACTUAL**  
**RESTORE FUND**  
**YEAR ENDED DECEMBER 31, 2021**

	<u>Original Budget</u>	<u>Final Budget</u>	<u>Actual</u>	<u>Variance - Favorable (Unfavorable)</u>
<b>Revenues:</b>				
Intergovernmental revenues:				
Federal	\$ 500,000	\$ 500,000	\$ 17,110	\$ (482,890)
<b>Total revenues</b>	<u>500,000</u>	<u>500,000</u>	<u>17,110</u>	<u>(482,890)</u>
<b>Expenditures:</b>				
General government	161,170	161,170	11,222	149,948
Capital outlay	338,830	338,830	156,621	182,209
<b>Total expenditures</b>	<u>500,000</u>	<u>500,000</u>	<u>167,843</u>	<u>332,157</u>
<b>Excess (deficiency) of revenues over (under) expenditures</b>	<u>-</u>	<u>-</u>	<u>(150,733)</u>	<u>(150,733)</u>
<b>Other financing sources (uses):</b>				
Transfers in	-	-	10,000	10,000
Total other financing sources (uses)	<u>-</u>	<u>-</u>	<u>10,000</u>	<u>10,000</u>
<b>Net change in fund balance</b>	<u>-</u>	<u>-</u>	<u>(140,733)</u>	<u>(140,733)</u>
<b>Fund balance, beginning</b>	<u>-</u>	<u>-</u>	<u>-</u>	<u>-</u>
<b>Fund balance, ending</b>	<u>\$ -</u>	<u>\$ -</u>	<u>\$ (140,733)</u>	<u>\$ (140,733)</u>

See accompanying independent auditors' report.



**ST. JOHN THE BAPTIST PARISH COUNCIL**  
**LAPLACE, LOUISIANA**  
**BUDGETARY COMPARISON SCHEDULE**  
**SCHEDULE OF REVENUES, EXPENDITURES, AND CHANGES IN FUND BALANCES**  
**BUDGET AND ACTUAL**  
**LASAFE FUND**  
**YEAR ENDED DECEMBER 31, 2021**

	<u>Original Budget</u>	<u>Final Budget</u>	<u>Actual</u>	<u>Variance - Favorable (Unfavorable)</u>
<b>Revenues:</b>				
Intergovernmental revenues:				
Federal	\$ 1,000,000	\$ 1,000,000	\$ 136,012	\$ (863,988)
<b>Total revenues</b>	<u>1,000,000</u>	<u>1,000,000</u>	<u>136,012</u>	<u>(863,988)</u>
<b>Expenditures:</b>				
General government	-	-	31	(31)
Capital outlay	1,000,000	1,000,000	141,133	858,867
<b>Total expenditures</b>	<u>1,000,000</u>	<u>1,000,000</u>	<u>141,164</u>	<u>858,836</u>
<b>Excess (deficiency) of revenues over (under) expenditures</b>	<u>-</u>	<u>-</u>	<u>(5,152)</u>	<u>(5,152)</u>
<b>Net change in fund balance</b>	-	-	(5,152)	(5,152)
<b>Fund balance, beginning</b>	<u>-</u>	<u>(360)</u>	<u>(359)</u>	<u>1</u>
<b>Fund balance, ending</b>	<u>\$ -</u>	<u>\$ (360)</u>	<u>\$ (5,511)</u>	<u>\$ (5,151)</u>

See accompanying independent auditors' report.

**ST. JOHN THE BAPTIST PARISH COUNCIL**  
**LAPLACE, LOUISIANA**  
**BUDGETARY COMPARISON SCHEDULE**  
**SCHEDULE OF REVENUES, EXPENDITURES, AND CHANGES IN FUND BALANCES**  
**BUDGET AND ACTUAL**  
**CDBG FUND**  
**YEAR ENDED DECEMBER 31, 2021**

	<b><u>Original Budget</u></b>	<b><u>Final Budget</u></b>	<b><u>Actual</u></b>	<b><u>Variance - Favorable (Unfavorable)</u></b>
<b>Revenues:</b>				
Intergovernmental revenues:				
Federal	\$ 177,951	\$ 177,951	\$ -	\$ (177,951)
<b>Total revenues</b>	<b><u>177,951</u></b>	<b><u>177,951</u></b>	<b><u>-</u></b>	<b><u>(177,951)</u></b>
General government	-	-	-	-
<b>Total expenditures</b>	<b><u>-</u></b>	<b><u>-</u></b>	<b><u>-</u></b>	<b><u>-</u></b>
<b>Excess (deficiency) of revenues over (under) expenditures</b>	<b><u>177,951</u></b>	<b><u>177,951</u></b>	<b><u>-</u></b>	<b><u>(177,951)</u></b>
<b>Net change in fund balance</b>	<b><u>177,951</u></b>	<b><u>177,951</u></b>	<b><u>-</u></b>	<b><u>(177,951)</u></b>
<b>Fund balance, beginning</b>	<b><u>(177,951)</u></b>	<b><u>(177,951)</u></b>	<b><u>-</u></b>	<b><u>177,951</u></b>
<b>Fund balance, ending</b>	<b><u>\$ -</u></b>	<b><u>\$ -</u></b>	<b><u>\$ -</u></b>	<b><u>\$ -</u></b>

See accompanying independent auditors' report.

**ST. JOHN THE BAPTIST PARISH COUNCIL**  
**LAPLACE, LOUISIANA**  
**BUDGETARY COMPARISON SCHEDULE**  
**SCHEDULE OF REVENUES, EXPENDITURES, AND CHANGES IN FUND BALANCES**  
**BUDGET AND ACTUAL**  
**HURRICANE ISAAC FUND**  
**YEAR ENDED DECEMBER 31, 2021**

	<b><u>Original Budget</u></b>	<b><u>Final Budget</u></b>	<b><u>Actual</u></b>	<b><u>Variance - Favorable (Unfavorable)</u></b>
<b>Revenues:</b>				
Intergovernmental revenues:				
Federal	\$ 570,349	\$ 570,349	\$ 22,375	\$ (547,974)
<b>Total revenues</b>	<u>570,349</u>	<u>570,349</u>	<u>22,375</u>	<u>(547,974)</u>
<b>Expenditures:</b>				
General government	-	-	-	-
<b>Total expenditures</b>	<u>-</u>	<u>-</u>	<u>-</u>	<u>-</u>
<b>Excess (deficiency) of revenues over (under) expenditures</b>	<u>570,349</u>	<u>570,349</u>	<u>22,375</u>	<u>(547,974)</u>
<b>Net change in fund balance</b>	570,349	570,349	22,375	(547,974)
<b>Fund balance, beginning</b>	<u>(570,349)</u>	<u>(570,349)</u>	<u>(430,447)</u>	<u>139,902</u>
<b>Fund balance, ending</b>	<u>\$ -</u>	<u>\$ -</u>	<u>\$ (408,072)</u>	<u>\$ (408,072)</u>

See accompanying independent auditors' report.

**ST. JOHN THE BAPTIST PARISH COUNCIL**  
**LAPLACE, LOUISIANA**  
**BUDGETARY COMPARISON SCHEDULE**  
**SCHEDULE OF REVENUES, EXPENDITURES, AND CHANGES IN FUND BALANCES**  
**BUDGET AND ACTUAL**  
**HURRICANE ISAAC CDBG FUND**  
**YEAR ENDED DECEMBER 31, 2021**

	<b><u>Original Budget</u></b>	<b><u>Final Budget</u></b>	<b><u>Actual</u></b>	<b><u>Variance - Favorable (Unfavorable)</u></b>
<b>Revenues:</b>				
Intergovernmental revenues:				
Federal	\$ 657,844	\$ 657,844	\$ 1,496	\$ (656,348)
<b>Total revenues</b>	<u>657,844</u>	<u>657,844</u>	<u>1,496</u>	<u>(656,348)</u>
<b>Expenditures:</b>				
Public works	2,100	2,100	5,712	(3,612)
<b>Total expenditures</b>	<u>2,100</u>	<u>2,100</u>	<u>5,712</u>	<u>(3,612)</u>
<b>Excess (deficiency) of revenues over (under) expenditures</b>	<u>655,744</u>	<u>655,744</u>	<u>(4,216)</u>	<u>(659,960)</u>
<b>Net change in fund balance</b>	655,744	655,744	(4,216)	(659,960)
<b>Fund balance, beginning</b>	<u>(657,844)</u>	<u>(657,844)</u>	<u>(104,386)</u>	<u>553,458</u>
<b>Fund balance, ending</b>	<u>\$ (2,100)</u>	<u>\$ (2,100)</u>	<u>\$ (108,602)</u>	<u>\$ (106,502)</u>

See accompanying independent auditors' report.

**ST. JOHN THE BAPTIST PARISH COUNCIL**  
**LAPLACE, LOUISIANA**  
**BUDGETARY COMPARISON SCHEDULE**  
**SCHEDULE OF REVENUES, EXPENDITURES, AND CHANGES IN FUND BALANCES**  
**BUDGET AND ACTUAL**  
**ANIMAL SHELTER FUND**  
**YEAR ENDED DECEMBER 31, 2021**

	<b><u>Original Budget</u></b>	<b><u>Final Budget</u></b>	<b><u>Actual</u></b>	<b><u>Variance - Favorable (Unfavorable)</u></b>
<b>Revenues:</b>				
Taxes				
Ad valorem	\$ 586,000	\$ 586,000	\$ 607,195	\$ 21,195
Fees, charges, and commissions for services	102,150	102,150	72,848	(29,302)
Investment earnings	1,000	1,000	1,615	615
Other revenues	13,050	13,050	93,535	80,485
<b>Total revenues</b>	<b><u>702,200</u></b>	<b><u>702,200</u></b>	<b><u>775,193</u></b>	<b><u>72,993</u></b>
<b>Expenditures:</b>				
General government	7,400	7,400	(611)	8,011
Public safety	538,415	528,115	415,250	112,865
Capital outlay	140,000	140,000	-	140,000
Lease financing:				
Principal	-	-	7,241	(7,241)
Interest	800	800	907	(107)
<b>Total expenditures</b>	<b><u>686,615</u></b>	<b><u>676,315</u></b>	<b><u>422,787</u></b>	<b><u>253,528</u></b>
<b>Excess (deficiency) of revenues over (under) expenditures</b>	<b><u>15,585</u></b>	<b><u>25,885</u></b>	<b><u>352,406</u></b>	<b><u>326,521</u></b>
<b>Other financing sources (uses):</b>				
Transfers out	(10,207)	(10,207)	(10,207)	-
Total other financing sources (uses)	<u>(10,207)</u>	<u>(10,207)</u>	<u>(10,207)</u>	<u>-</u>
<b>Net change in fund balance</b>	<b>5,378</b>	<b>15,678</b>	<b>342,199</b>	<b>326,521</b>
<b>Fund balance, beginning</b>	<b><u>289,047</u></b>	<b><u>653,707</u></b>	<b><u>636,530</u></b>	<b><u>(17,177)</u></b>
<b>Fund balance, ending</b>	<b><u>\$ 294,425</u></b>	<b><u>\$ 669,385</u></b>	<b><u>\$ 978,729</u></b>	<b><u>\$ 309,344</u></b>

See accompanying independent auditors' report.

**ST. JOHN THE BAPTIST PARISH COUNCIL**  
**LAPLACE, LOUISIANA**  
**BUDGETARY COMPARISON SCHEDULE**  
**SCHEDULE OF REVENUES, EXPENDITURES, AND CHANGES IN FUND BALANCES**  
**BUDGET AND ACTUAL**  
**GOMESA FUND**  
**YEAR ENDED DECEMBER 31, 2021**

	<b><u>Original Budget</u></b>	<b><u>Final Budget</u></b>	<b><u>Actual</u></b>	<b><u>Variance - Favorable (Unfavorable)</u></b>
<b>Revenues:</b>				
Intergovernmental revenues:				
Federal	\$ 1,200,000	\$ 1,200,000	\$ 235,155	\$ (964,845)
Investment earnings	3,000	3,000	330,277	327,277
<b>Total revenues</b>	<b>1,203,000</b>	<b>1,203,000</b>	<b>565,432</b>	<b>(637,568)</b>
<b>Expenditures:</b>				
General government	-	-	1,500	(1,500)
Capital outlay	1,203,000	1,203,000	236,806	966,194
<b>Total expenditures</b>	<b>1,203,000</b>	<b>1,203,000</b>	<b>238,306</b>	<b>964,694</b>
<b>Excess (deficiency) of revenues over (under) expenditures</b>	<b>-</b>	<b>-</b>	<b>327,126</b>	<b>327,126</b>
<b>Net change in fund balance</b>	<b>-</b>	<b>-</b>	<b>327,126</b>	<b>327,126</b>
<b>Fund balance, beginning</b>	<b>1,202,643</b>	<b>1,648,513</b>	<b>1,198,560</b>	<b>(449,953)</b>
<b>Fund balance, ending</b>	<b>\$ 1,202,643</b>	<b>\$ 1,648,513</b>	<b>\$ 1,525,686</b>	<b>\$ (122,827)</b>

See accompanying independent auditors' report.

**ST. JOHN THE BAPTIST PARISH COUNCIL**  
**LAPLACE, LOUISIANA**  
**BUDGETARY COMPARISON SCHEDULE**  
**SCHEDULE OF REVENUES, EXPENDITURES, AND CHANGES IN FUND BALANCES**  
**BUDGET AND ACTUAL**  
**HEALTH AND HUMAN SERVICES FUND**  
**YEAR ENDED DECEMBER 31, 2021**

	<b><u>Original Budget</u></b>	<b><u>Final Budget</u></b>	<b><u>Actual</u></b>	<b><u>Variance - Favorable (Unfavorable)</u></b>
<b>Revenues:</b>				
Intergovernmental revenues:				
Federal	\$ 593,960	\$ 610,643	\$ 459,948	\$ (150,695)
Investment earnings	1,030	1,030	867	(163)
Other revenues	<u>7,000</u>	<u>7,000</u>	<u>161</u>	<u>(6,839)</u>
<b>Total revenues</b>	<b><u>601,990</u></b>	<b><u>618,673</u></b>	<b><u>460,976</u></b>	<b><u>(157,697)</u></b>
<b>Expenditures:</b>				
General government	422,052	430,252	244,209	186,043
Health and welfare	<u>299,278</u>	<u>307,761</u>	<u>231,791</u>	<u>75,970</u>
<b>Total expenditures</b>	<b><u>721,330</u></b>	<b><u>738,013</u></b>	<b><u>476,000</u></b>	<b><u>262,013</u></b>
<b>Excess (deficiency) of revenues over (under) expenditures</b>	<b><u>(119,340)</u></b>	<b><u>(119,340)</u></b>	<b><u>(15,024)</u></b>	<b><u>104,316</u></b>
<b>Other financing sources (uses):</b>				
Transfers in	<u>70,000</u>	<u>70,000</u>	<u>70,000</u>	<u>-</u>
<b>Total other financing sources (uses)</b>	<b><u>70,000</u></b>	<b><u>70,000</u></b>	<b><u>70,000</u></b>	<b><u>-</u></b>
<b>Net change in fund balance</b>	<b><u>(49,340)</u></b>	<b><u>(49,340)</u></b>	<b><u>54,976</u></b>	<b><u>104,316</u></b>
<b>Fund balance, beginning</b>	416,975	555,071	441,185	(113,886)
<b>Prior period adjustments</b>	<u>-</u>	<u>-</u>	<u>21,249</u>	<u>21,249</u>
<b>Fund balance, beginning as restated</b>	<b><u>416,975</u></b>	<b><u>555,071</u></b>	<b><u>462,434</u></b>	<b><u>(92,637)</u></b>
<b>Fund balance, ending</b>	<b><u>\$ 367,635</u></b>	<b><u>\$ 505,731</u></b>	<b><u>\$ 517,410</u></b>	<b><u>\$ 11,679</u></b>

See accompanying independent auditors' report.

**ST. JOHN THE BAPTIST PARISH COUNCIL**  
**LAPLACE, LOUISIANA**  
**BUDGETARY COMPARISON SCHEDULE**  
**SCHEDULE OF REVENUES, EXPENDITURES, AND CHANGES IN FUND BALANCES**  
**BUDGET AND ACTUAL**  
**PARISHWIDE SEWERAGE SALES TAX RESERVE FUND**  
**YEAR ENDED DECEMBER 31, 2021**

	<u>Original Budget</u>	<u>Final Budget</u>	<u>Actual</u>	<u>Variance - Favorable (Unfavorable)</u>
<b>Revenues:</b>				
Investment earnings	\$ 500	\$ 500	\$ 67	\$ (433)
<b>Total revenues</b>	<u>500</u>	<u>500</u>	<u>67</u>	<u>(433)</u>
<b>Expenditures:</b>				
General government	-	-	60	(60)
<b>Total expenditures</b>	<u>-</u>	<u>-</u>	<u>60</u>	<u>(60)</u>
<b>Excess (deficiency) of revenues over (under) expenditures</b>	<u>500</u>	<u>500</u>	<u>7</u>	<u>(493)</u>
<b>Net change in fund balance</b>	500	500	7	(493)
<b>Fund balance, beginning</b>	<u>41,144</u>	<u>41,144</u>	<u>41,492</u>	<u>348</u>
<b>Fund balance, ending</b>	<u>\$ 41,644</u>	<u>\$ 41,644</u>	<u>\$ 41,499</u>	<u>\$ (145)</u>

See accompanying independent auditors' report.



**ST. JOHN THE BAPTIST PARISH COUNCIL**  
**LAPLACE, LOUISIANA**  
**BUDGETARY COMPARISON SCHEDULE**  
**SCHEDULE OF REVENUES, EXPENDITURES, AND CHANGES IN FUND BALANCES**  
**BUDGET AND ACTUAL**  
**PARISHWIDE SEWERAGE SALES TAX SINKING FUND**  
**YEAR ENDED DECEMBER 31, 2021**

	<b><u>Original Budget</u></b>	<b><u>Final Budget</u></b>	<b><u>Actual</u></b>	<b><u>Variance - Favorable (Unfavorable)</u></b>
<b>Revenues:</b>				
Investment earnings	\$ 6,000	\$ 6,000	\$ 1,432	\$ (4,568)
<b>Total revenues</b>	<u>6,000</u>	<u>6,000</u>	<u>1,432</u>	<u>(4,568)</u>
<b>Expenditures:</b>				
General government	500	500	3,039	(2,539)
Debt service:				
Principal	930,000	930,000	770,000	160,000
Interest	413,360	413,360	276,850	136,510
<b>Total expenditures</b>	<u>1,343,860</u>	<u>1,343,860</u>	<u>1,049,889</u>	<u>293,971</u>
<b>Excess (deficiency) of revenues over (under) expenditures</b>	<u>(1,337,860)</u>	<u>(1,337,860)</u>	<u>(1,048,457)</u>	<u>289,403</u>
<b>Other financing sources (uses):</b>				
Transfers in	1,337,860	1,337,860	1,344,006	6,146
Total other financing sources (uses)	<u>1,337,860</u>	<u>1,337,860</u>	<u>1,344,006</u>	<u>6,146</u>
<b>Net change in fund balance</b>	-	-	295,549	295,549
<b>Fund balance, beginning</b>	<u>383,668</u>	<u>2,829,730</u>	<u>403,496</u>	<u>(2,426,234)</u>
<b>Fund balance, ending</b>	<u>\$ 383,668</u>	<u>\$ 2,829,730</u>	<u>\$ 699,045</u>	<u>\$ (2,130,685)</u>

See accompanying independent auditors' report.

**ST. JOHN THE BAPTIST PARISH COUNCIL**  
**LAPLACE, LOUISIANA**  
**BUDGETARY COMPARISON SCHEDULE**  
**SCHEDULE OF REVENUES, EXPENDITURES, AND CHANGES IN FUND BALANCES**  
**BUDGET AND ACTUAL**  
**WVFD FIRE PROTECTION RESERVE FUND**  
**YEAR ENDED DECEMBER 31, 2021**

	<b><u>Original Budget</u></b>	<b><u>Final Budget</u></b>	<b><u>Actual</u></b>	<b><u>Variance - Favorable (Unfavorable)</u></b>
<b>Revenues:</b>				
Investment earnings	\$ 3,500	\$ 3,500	\$ 754	\$ (2,746)
<b>Total revenues</b>	<u>3,500</u>	<u>3,500</u>	<u>754</u>	<u>(2,746)</u>
<b>Expenditures:</b>				
General government	-	-	-	-
<b>Total expenditures</b>	<u>-</u>	<u>-</u>	<u>-</u>	<u>-</u>
<b>Excess (deficiency) of revenues over (under) expenditures</b>	<u>3,500</u>	<u>3,500</u>	<u>754</u>	<u>(2,746)</u>
<b>Net change in fund balance</b>	3,500	3,500	754	(2,746)
<b>Fund balance, beginning</b>	<u>470,463</u>	<u>468,120</u>	<u>468,120</u>	<u>-</u>
<b>Fund balance, ending</b>	<u>\$ 473,963</u>	<u>\$ 471,620</u>	<u>\$ 468,874</u>	<u>\$ (2,746)</u>

See accompanying independent auditors' report.

**ST. JOHN THE BAPTIST PARISH COUNCIL**  
**LAPLACE, LOUISIANA**  
**BUDGETARY COMPARISON SCHEDULE**  
**SCHEDULE OF REVENUES, EXPENDITURES, AND CHANGES IN FUND BALANCES**  
**BUDGET AND ACTUAL**  
**WVFD FIRE PROTECTION SINKING FUND**  
**YEAR ENDED DECEMBER 31, 2021**

	<b><u>Original Budget</u></b>	<b><u>Final Budget</u></b>	<b><u>Actual</u></b>	<b><u>Variance - Favorable (Unfavorable)</u></b>
<b>Revenues:</b>				
Investment earnings	\$ 1,850	\$ 1,850	\$ 306	\$ (1,544)
<b>Total revenues</b>	<b>1,850</b>	<b>1,850</b>	<b>306</b>	<b>(1,544)</b>
<b>Expenditures:</b>				
General government	1,400	1,400	400	1,000
Debt service:				
Principal	400,000	400,000	400,000	-
Interest	45,888	45,888	45,888	-
<b>Total expenditures</b>	<b>447,288</b>	<b>447,288</b>	<b>446,288</b>	<b>1,000</b>
<b>Excess (deficiency) of revenues over (under) expenditures</b>	<b>(445,438)</b>	<b>(445,438)</b>	<b>(445,982)</b>	<b>(544)</b>
<b>Other financing sources (uses):</b>				
Transfers in	445,438	445,438	451,108	5,670
Total other financing sources (uses)	445,438	445,438	451,108	5,670
<b>Net change in fund balance</b>	<b>-</b>	<b>-</b>	<b>5,126</b>	<b>5,126</b>
<b>Fund balance, beginning</b>	<b>388,336</b>	<b>396,607</b>	<b>396,607</b>	<b>-</b>
<b>Fund balance, ending</b>	<b>\$ 388,336</b>	<b>\$ 396,607</b>	<b>\$ 401,733</b>	<b>\$ 5,126</b>

See accompanying independent auditors' report.

**ST. JOHN THE BAPTIST PARISH COUNCIL**  
**LAPLACE, LOUISIANA**  
**BUDGETARY COMPARISON SCHEDULE**  
**SCHEDULE OF REVENUES, EXPENDITURES, AND CHANGES IN FUND BALANCES**  
**BUDGET AND ACTUAL**  
**1990 PARISHWIDE SEWERAGE CONSTRUCTION PHASE II FUND**  
**YEAR ENDED DECEMBER 31, 2021**

	<b><u>Original Budget</u></b>	<b><u>Final Budget</u></b>	<b><u>Actual</u></b>	<b><u>Variance - Favorable (Unfavorable)</u></b>
<b>Revenues:</b>				
Investment earnings	\$ 290	\$ 290	\$ 87	\$ (203)
<b>Total revenues</b>	<u>290</u>	<u>290</u>	<u>87</u>	<u>(203)</u>
<b>Expenditures:</b>				
General government	5,000	5,000	4,776	224
Public works	-	-	78,021	(78,021)
Debt service:				
Principal	64,000	64,000	73,000	(9,000)
Interest	4,500	4,500	4,158	342
<b>Total expenditures</b>	<u>73,500</u>	<u>73,500</u>	<u>159,955</u>	<u>(86,455)</u>
<b>Excess (deficiency) of revenues over (under) expenditures</b>	<u>(73,210)</u>	<u>(73,210)</u>	<u>(159,868)</u>	<u>(86,658)</u>
<b>Other financing sources (uses):</b>				
Transfers in	80,000	80,000	120,000	40,000
Total other financing sources (uses)	<u>80,000</u>	<u>80,000</u>	<u>120,000</u>	<u>40,000</u>
<b>Net change in fund balance</b>	6,790	6,790	(39,868)	(46,658)
<b>Fund balance, beginning</b>	<u>111,205</u>	<u>292,936</u>	<u>50,871</u>	<u>(242,065)</u>
<b>Fund balance, ending</b>	<u>\$ 117,995</u>	<u>\$ 299,726</u>	<u>\$ 11,003</u>	<u>\$ (288,723)</u>

See accompanying independent auditors' report.

**ST. JOHN THE BAPTIST PARISH COUNCIL**  
**LAPLACE, LOUISIANA**  
**BUDGETARY COMPARISON SCHEDULE**  
**SCHEDULE OF REVENUES, EXPENDITURES, AND CHANGES IN FUND BALANCES**  
**BUDGET AND ACTUAL**  
**2009 GENERAL OBLIGATION BOND CONSTRUCTION FUND**  
**YEAR ENDED DECEMBER 31, 2021**

	<b><u>Original Budget</u></b>	<b><u>Final Budget</u></b>	<b><u>Actual</u></b>	<b><u>Variance - Favorable (Unfavorable)</u></b>
<b>Revenues:</b>				
Investment earnings	\$ 80	\$ 80	\$ 59	\$ (21)
<b>Total revenues</b>	<u>80</u>	<u>80</u>	<u>59</u>	<u>(21)</u>
<b>Expenditures:</b>				
General government	-	-	59	(59)
<b>Total expenditures</b>	<u>-</u>	<u>-</u>	<u>59</u>	<u>(59)</u>
<b>Excess (deficiency) of revenues over (under) expenditures</b>	<u>80</u>	<u>80</u>	<u>-</u>	<u>(80)</u>
<b>Net change in fund balance</b>	80	80	-	(80)
<b>Fund balance, beginning</b>	<u>169,657</u>	<u>164,844</u>	<u>38,739</u>	<u>(126,105)</u>
<b>Fund balance, ending</b>	<u>\$ 169,737</u>	<u>\$ 164,924</u>	<u>\$ 38,739</u>	<u>\$ (126,185)</u>

See accompanying independent auditors' report.

**ST. JOHN THE BAPTIST PARISH COUNCIL**  
**LAPLACE, LOUISIANA**  
**BUDGETARY COMPARISON SCHEDULE**  
**SCHEDULE OF REVENUES, EXPENDITURES, AND CHANGES IN FUND BALANCES**  
**BUDGET AND ACTUAL**  
**2010 SEWER BOND CONSTRUCTION FUND**  
**YEAR ENDED DECEMBER 31, 2021**

	<b><u>Original Budget</u></b>	<b><u>Final Budget</u></b>	<b><u>Actual</u></b>	<b><u>Variance - Favorable (Unfavorable)</u></b>
<b>Revenues:</b>				
Intergovernmental revenues:				
Federal	\$ -	\$ -	\$ 50,928	\$ 50,928
Investment earnings	35,000	35,000	4,808	(30,192)
<b>Total revenues</b>	<b>35,000</b>	<b>35,000</b>	<b>55,736</b>	<b>20,736</b>
<b>Expenditures:</b>				
General government	-	-	1,742	(1,742)
Capital outlay	1,365,000	1,365,000	1,328,182	36,818
<b>Total expenditures</b>	<b>1,365,000</b>	<b>1,365,000</b>	<b>1,329,924</b>	<b>35,076</b>
<b>Excess (deficiency) of revenues over (under) expenditures</b>	<b>(1,330,000)</b>	<b>(1,330,000)</b>	<b>(1,274,188)</b>	<b>55,812</b>
<b>Net change in fund balance</b>	<b>(1,330,000)</b>	<b>(1,330,000)</b>	<b>(1,274,188)</b>	<b>55,812</b>
<b>Fund balance, beginning</b>	<b>803,278</b>	<b>3,210,039</b>	<b>3,352,040</b>	<b>142,001</b>
<b>Fund balance, ending</b>	<b>\$ (526,722)</b>	<b>\$ 1,880,039</b>	<b>\$ 2,077,852</b>	<b>\$ 197,813</b>

See accompanying independent auditors' report.

**ST. JOHN THE BAPTIST PARISH COUNCIL**  
**LAPLACE, LOUISIANA**  
**BUDGETARY COMPARISON SCHEDULE**  
**SCHEDULE OF REVENUES, EXPENDITURES, AND CHANGES IN FUND BALANCES**  
**BUDGET AND ACTUAL**  
**2014 GENERAL OBLIGATION BOND CONSTRUCTION FUND**  
**YEAR ENDED DECEMBER 31, 2021**

	<b><u>Original Budget</u></b>	<b><u>Final Budget</u></b>	<b><u>Actual</u></b>	<b><u>Variance - Favorable (Unfavorable)</u></b>
<b>Revenues:</b>				
Intergovernmental revenues:				
Federal	8,840,201	8,840,201	\$ 21,398	\$ (8,818,803)
Investment earnings	30,000	30,000	11,969	(18,031)
<b>Total revenues</b>	<b>8,870,201</b>	<b>8,870,201</b>	<b>33,367</b>	<b>(8,836,834)</b>
<b>Expenditures:</b>				
General government	-	-	23,202	(23,202)
Capital outlay	16,114,679	16,114,679	267,074	15,847,605
<b>Total expenditures</b>	<b>16,114,679</b>	<b>16,114,679</b>	<b>290,276</b>	<b>15,824,403</b>
<b>Excess (deficiency) of revenues over (under) expenditures</b>	<b>(7,244,478)</b>	<b>(7,244,478)</b>	<b>(256,909)</b>	<b>6,987,569</b>
<b>Other financing sources (uses):</b>				
Transfers in	300,000	300,000	300,000	-
Total other financing sources (uses)	300,000	300,000	300,000	-
<b>Net change in fund balance</b>	<b>(6,944,478)</b>	<b>(6,944,478)</b>	<b>43,091</b>	<b>6,987,569</b>
<b>Fund balance, beginning</b>	<b>273,466</b>	<b>7,254,995</b>	<b>7,254,995</b>	<b>-</b>
<b>Fund balance, ending</b>	<b>\$ (6,671,012)</b>	<b>\$ 310,517</b>	<b>\$ 7,298,086</b>	<b>\$ 6,987,569</b>

See accompanying independent auditors' report.

**ST. JOHN THE BAPTIST PARISH COUNCIL**  
**LAPLACE, LOUISIANA**  
**BUDGETARY COMPARISON SCHEDULE**  
**SCHEDULE OF REVENUES, EXPENDITURES, AND CHANGES IN FUND BALANCES**  
**BUDGET AND ACTUAL**  
**2015 GENERAL OBLIGATION BOND CONSTRUCTION FUND**  
**YEAR ENDED DECEMBER 31, 2021**

	<b><u>Original Budget</u></b>	<b><u>Final Budget</u></b>	<b><u>Actual</u></b>	<b><u>Variance - Favorable (Unfavorable)</u></b>
<b>Revenues:</b>				
Investment earnings	\$ 10,000	\$ 10,000	\$ 7,580	\$ (2,420)
<b>Total revenues</b>	<u>10,000</u>	<u>10,000</u>	<u>7,580</u>	<u>(2,420)</u>
<b>Expenditures:</b>				
General government	-	-	859	(859)
Capital outlay	1,500,000	1,500,000	211,990	1,288,010
<b>Total expenditures</b>	<u>1,500,000</u>	<u>1,500,000</u>	<u>212,849</u>	<u>1,287,151</u>
<b>Excess (deficiency) of revenues over (under) expenditures</b>	<u>(1,490,000)</u>	<u>(1,490,000)</u>	<u>(205,269)</u>	<u>1,284,731</u>
<b>Other financing sources (uses):</b>				
Transfers out	(300,000)	(300,000)	(300,000)	-
<b>Total other financing sources (uses)</b>	<u>(300,000)</u>	<u>(300,000)</u>	<u>(300,000)</u>	<u>-</u>
<b>Net change in fund balance</b>	(1,790,000)	(1,790,000)	(505,269)	1,284,731
<b>Fund balance, beginning</b>	<u>3,205,255</u>	<u>3,210,522</u>	<u>4,980,273</u>	<u>1,769,751</u>
<b>Fund balance, ending</b>	<u>\$ 1,415,255</u>	<u>\$ 1,420,522</u>	<u>\$ 4,475,004</u>	<u>\$ 3,054,482</u>

See accompanying independent auditors' report.



**ST. JOHN THE BAPTIST PARISH COUNCIL**  
**LAPLACE, LOUISIANA**  
**BUDGETARY COMPARISON SCHEDULE**  
**SCHEDULE OF REVENUES, EXPENDITURES, AND CHANGES IN FUND BALANCES**  
**BUDGET AND ACTUAL**  
**2022 GENERAL OBLIGATION BOND CONSTRUCTION FUND**  
**YEAR ENDED DECEMBER 31, 2021**

	<b><u>Original Budget</u></b>	<b><u>Final Budget</u></b>	<b><u>Actual</u></b>	<b><u>Variance - Favorable (Unfavorable)</u></b>
<b>Revenues:</b>				
Investment earnings	\$ -	\$ -	\$ -	\$ -
<b>Total revenues</b>	<u>-</u>	<u>-</u>	<u>-</u>	<u>-</u>
<b>Expenditures:</b>				
General government	-	-	-	-
Capital outlay	-	-	61,381	(61,381)
<b>Total expenditures</b>	<u>-</u>	<u>-</u>	<u>61,381</u>	<u>(61,381)</u>
<b>Excess (deficiency) of revenues over (under) expenditures</b>	<u>-</u>	<u>-</u>	<u>(61,381)</u>	<u>(61,381)</u>
<b>Net change in fund balance</b>	<u>-</u>	<u>-</u>	<u>(61,381)</u>	<u>(61,381)</u>
<b>Fund balance, beginning</b>	<u>-</u>	<u>-</u>	<u>-</u>	<u>-</u>
<b>Fund balance, ending</b>	<u>\$ -</u>	<u>\$ -</u>	<u>\$ (61,381)</u>	<u>\$ (61,381)</u>

See accompanying independent auditors' report.

## STATISTICAL SECTION

This part of the St. John the Baptist Parish Council's comprehensive annual financial report presents detailed information as a context for understanding what the information in the financial statements, note disclosures and required supplementary information says about the Parish's overall financial health.

<b><u>Contents</u></b>	<b><u>Schedules</u></b>
<b>Financial Trends</b>	1 - 4
These schedules contain trend information to help the reader understand how the Parish's financial performance and well-being	
<b>Revenue Capacity</b>	5 - 9
These schedules contain information to help the reader assess the Parish's most significant local revenue source, the sales tax, as well as	
<b>Debt Capacity</b>	10 - 14
These schedules present information to help the reader assess the affordability of the Parish's current levels of outstanding debt and the	
<b>Demographic and Economic Information</b>	15 - 16
These schedules offer demographic and economic indicators to help the reader understand the environment within which the Parish's	
<b>Operating Information</b>	17 - 19
These schedules contain service and infrastructure data to help the reader understand how the information in the Parish's financial report relates to the services the Parish provides and the activities it performs.	

Sources: Unless otherwise noted, the information in these schedules is derived from the comprehensive annual financial reports for the relevant year.

Note: Statistical information regarding sales tax revenue is limited because a governmental agency separate from the St. John the Baptist Parish Council collects the Parish's sales tax and much of the information is of a confidential nature.

**ST. JOHN THE BAPTIST PARISH COUNCIL**  
**LAPLACE, LOUISIANA**  
**SCHEDULE 1 -- NET POSITION BY COMPONENT**  
**LAST TEN FISCAL YEARS**  
(accrual basis of accounting)  
(Unaudited)

	<u>2012</u>	<u>2013</u>	<u>2014</u>	<u>2015</u>	<u>2016</u>	<u>2017</u>	<u>2018</u> (as restated)	<u>2019</u> (as restated)	<u>2020</u> (as restated)	<u>2021</u>
<b>Governmental activities</b>										
Net investment in capital assets	\$ 27,267,310	\$ 10,633,141	\$ 6,020,921	\$ 30,387,143	\$ 30,387,143	\$ 57,594,200	\$ 63,112,292	\$ 65,404,559	\$ 64,116,378	\$ 68,816,090
Restricted	44,702,668	56,556,189	43,916,590	37,778,546	29,358,079	40,917,906	44,030,699	52,505,384	61,795,589	70,778,227
Unrestricted	539,131	6,817,944	29,514,891	15,873,316	21,413,050	(17,487,305)	(18,960,827)	(19,587,712)	(18,143,732)	(41,049,144)
<b>Total governmental activities net position (deficit)</b>	<u>\$ 72,509,109</u>	<u>\$ 74,007,274</u>	<u>\$ 79,452,402</u>	<u>\$ 84,039,005</u>	<u>\$ 81,158,272</u>	<u>\$ 81,024,801</u>	<u>\$ 88,182,164</u>	<u>\$ 98,322,231</u>	<u>\$ 107,768,235</u>	<u>\$ 98,545,173</u>
<b>Business-type activities</b>										
Net investment in capital assets	126,226,895	124,338,281	122,828,320	121,008,773	120,632,932	118,803,325	113,907,748	110,372,973	122,143,007	116,590,292
Restricted	420,000	493,640	536,525	610,541	574,803	522,797	490,349	589,887	554,744	470,571
Unrestricted	3,053,015	2,079,562	123,467	824,280	4,924,888	(6,599,878)	(4,444,899)	(8,133,638)	(10,908,966)	(7,479,014)
<b>Total business-type activities net position (deficit)</b>	<u>\$ 129,699,910</u>	<u>\$ 126,911,483</u>	<u>\$ 123,488,312</u>	<u>\$ 122,443,594</u>	<u>\$ 126,132,623</u>	<u>\$ 112,726,244</u>	<u>\$ 109,953,198</u>	<u>\$ 102,829,222</u>	<u>\$ 111,788,785</u>	<u>\$ 109,581,849</u>
<b>Primary government</b>										
Net investment in capital assets	\$ 153,494,205	\$ 134,971,422	\$ 128,849,241	\$ 151,395,916	\$ 151,020,075	\$ 176,397,525	\$ 177,020,040	\$ 175,777,532	\$ 186,259,385	\$ 185,406,382
Restricted	45,122,668	57,049,829	44,453,115	38,389,087	29,932,882	41,440,703	44,521,048	53,095,271	62,350,333	71,248,798
Unrestricted	3,592,146	8,897,506	29,638,358	16,697,596	26,337,938	(24,087,183)	(23,405,726)	(27,721,350)	(29,052,698)	(48,528,158)
<b>Total primary government net position (deficit)</b>	<u>\$ 202,209,019</u>	<u>\$ 200,918,757</u>	<u>\$ 202,940,714</u>	<u>\$ 206,482,599</u>	<u>\$ 207,290,895</u>	<u>\$ 193,751,045</u>	<u>\$ 198,135,362</u>	<u>\$ 201,151,453</u>	<u>\$ 219,557,020</u>	<u>\$ 208,127,022</u>

**ST. JOHN THE BAPTIST PARISH COUNCIL**  
**LAPLACE, LOUISIANA**  
**SCHEDULE 2 -- CHANGES IN NET POSITION**  
**LAST TEN FISCAL YEARS**

(accrual basis of accounting)

(Unaudited)

	Fiscal Year									
	2012	2013	2014	2015	2016	2017	2018	2019	2020	2021
<b>Expenses</b>							(as restated)	(as restated)	(as restated)	
Governmental activities:										
General government	\$ 9,015,599	\$ 11,787,695	\$ 11,370,749	\$ 12,139,839	\$ 12,020,446	\$ 11,914,592	\$ 10,451,121	\$ 11,314,689	\$ 13,466,928	\$ 18,463,486
Public safety	7,233,873	7,732,696	8,456,381	8,977,733	8,430,016	8,731,789	10,240,034	10,189,581	9,591,615	10,492,184
Public works and transportation	15,730,534	13,105,441	12,398,787	15,584,995	20,884,364	21,794,289	12,352,621	12,082,651	24,362,887	39,373,712
Health and welfare	1,993,525	1,761,793	1,764,806	1,839,598	1,765,182	1,672,457	1,753,435	1,929,383	2,007,100	884,486
Economic development	1,387,557	1,268,936	1,361,016	1,492,344	1,457,797	1,585,443	1,763,212	1,622,860	1,112,803	1,317,039
Culture and recreation	1,490,948	1,850,395	1,941,362	2,422,487	2,653,371	2,516,387	2,317,988	2,240,414	2,032,489	3,601,902
Interest on long-term debt	2,725,866	2,902,003	2,350,194	2,424,357	3,613,792	2,265,094	2,269,698	2,054,059	2,014,896	1,406,360
Total government activities expenses	<u>39,577,902</u>	<u>40,408,959</u>	<u>39,643,295</u>	<u>44,881,353</u>	<u>50,824,968</u>	<u>50,480,051</u>	<u>41,148,109</u>	<u>41,433,637</u>	<u>54,588,718</u>	<u>75,539,169</u>
Business-type activities:										
Solid Waste	3,430,960	3,489,574	3,693,957	3,632,948	3,627,663	3,701,480	3,702,301	3,788,198	3,962,308	3,590,317
Mosquito	750,620	763,696	778,599	797,240	804,437	809,252	787,477	812,173	812,584	814,664
Utilities	8,122,006	8,929,638	9,328,645	9,059,883	9,311,273	10,734,997	10,341,194	12,104,357	12,044,458	10,007,528
Sewer	10,060,359	10,459,148	9,911,359	9,444,294	9,466,434	9,568,557	8,804,107	9,513,642	9,413,917	9,333,299
Total business-type activities expenses	<u>22,363,945</u>	<u>23,642,056</u>	<u>23,712,560</u>	<u>22,934,365</u>	<u>23,209,807</u>	<u>24,814,286</u>	<u>23,635,079</u>	<u>26,218,370</u>	<u>26,233,267</u>	<u>23,745,808</u>
Total primary government expenses	<u>\$ 61,941,847</u>	<u>\$ 64,051,015</u>	<u>\$ 63,355,855</u>	<u>\$ 67,815,718</u>	<u>\$ 74,034,775</u>	<u>\$ 75,294,337</u>	<u>\$ 64,783,188</u>	<u>\$ 67,652,007</u>	<u>\$ 80,821,985</u>	<u>\$ 99,284,977</u>
<b>Program Revenues</b>										
Governmental activities:										
Charges for services:										
General government	\$ 48,010	\$ 114,470	\$ 1,379,786	\$ 1,372,603	\$ 1,394,041	\$ 1,334,824	\$ 1,560,900	\$ 1,534,937	\$ 1,518,499	\$ 3,242,353
Public safety	2,082,292	1,750,157	1,954,566	2,117,931	1,887,500	1,644,852	1,845,723	1,519,013	1,245,045	351,293
Public works	326,750	312,206	387,122	508,197	503,530	544,706	451,121	375,608	294,526	-
Health and welfare	301,812	482,003	494,184	485,700	494,820	501,253	476,983	509,016	424,230	-
Economic development	-	-	-	-	-	-	-	-	-	-
Culture and recreation	294,480	141,601	96,758	173,904	300,129	121,945	273,307	160,874	83,187	-
Operating grants and contributions	7,174,872	4,431,632	1,363,143	1,183,666	2,115,197	1,508,552	1,297,274	2,790,818	6,290,562	8,883,506
Capital grants and contributions	59,874	-	7,411,380	8,200,560	6,510,225	12,588,574	2,812,987	3,425,947	4,476,037	2,129,944
Total governmental activities program revenues	<u>10,288,090</u>	<u>7,232,069</u>	<u>13,086,939</u>	<u>14,042,561</u>	<u>13,205,442</u>	<u>18,244,706</u>	<u>8,718,295</u>	<u>10,316,213</u>	<u>14,332,086</u>	<u>14,607,096</u>
Business-type activities:										
Charges for services:										
Solid Waste	3,755,669	3,817,651	3,899,703	3,834,751	3,894,700	3,942,319	3,719,199	3,883,888	3,769,631	3,422,976
Mosquito	522,250	530,937	542,458	531,330	539,240	543,012	512,844	537,607	513,523	460,019
Utilities	6,726,104	6,606,629	6,734,759	6,996,269	7,660,126	7,514,076	7,594,211	7,632,983	7,161,041	6,424,447
Sewer	5,687,351	5,453,223	5,560,849	5,692,291	6,357,204	6,405,150	6,518,432	6,319,377	6,097,246	5,200,035
Operating grants and contributions	-	-	-	-	-	-	-	-	-	-
Capital grants and contributions	5,745,748	1,205,171	84,837	1,258,733	5,460,366	24,611	-	-	11,388,171	-
Total business-type activities program revenues	<u>22,437,122</u>	<u>17,613,611</u>	<u>16,822,606</u>	<u>18,313,374</u>	<u>23,911,636</u>	<u>18,429,168</u>	<u>18,344,686</u>	<u>18,373,855</u>	<u>28,929,612</u>	<u>15,507,477</u>
Total primary government program revenues	<u>\$ 32,725,212</u>	<u>\$ 24,845,680</u>	<u>\$ 29,909,545</u>	<u>\$ 32,355,935</u>	<u>\$ 37,117,078</u>	<u>\$ 36,673,874</u>	<u>\$ 27,062,981</u>	<u>\$ 28,690,068</u>	<u>\$ 43,261,698</u>	<u>\$ 30,114,573</u>

(continued)

**ST. JOHN THE BAPTIST PARISH COUNCIL**  
**LAPLACE, LOUISIANA**  
**SCHEDULE 2 -- CHANGES IN NET POSITION**  
**LAST TEN FISCAL YEARS**

(accrual basis of accounting)  
(Unaudited)

	Fiscal Year									
	2012	2013	2014	2015	2016	2017	2018	2019	2020	2021
<b>Net (Expense) Revenue</b>							(as restated)	(as restated)		
Governmental activities	\$ (29,289,812)	\$ (33,176,890)	\$ (26,556,356)	\$ (30,838,792)	\$ (37,619,526)	\$ (32,235,345)	\$ (32,429,814)	\$ (31,117,424)	\$ (40,256,632)	\$ (60,932,073)
Business-type activities	73,177	(6,028,445)	(6,889,954)	(4,620,991)	701,829	(6,385,118)	(5,290,393)	(7,844,515)	2,696,345	(8,238,331)
<b>Total primary government net expense</b>	<b>\$ (29,216,635)</b>	<b>\$ (39,205,335)</b>	<b>\$ (33,446,310)</b>	<b>\$ (35,459,783)</b>	<b>\$ (36,917,697)</b>	<b>\$ (38,620,463)</b>	<b>\$ (37,720,207)</b>	<b>\$ (38,961,939)</b>	<b>\$ (37,560,287)</b>	<b>\$ (69,170,404)</b>
<b>General Revenues and Other Changes in Net Position</b>										
Governmental activities:										
Taxes										
Ad valorem	\$ 11,049,835	\$ 12,559,687	\$ 12,129,200	\$ 12,558,530	\$ 12,108,598	\$ 14,844,302	\$ 16,012,821	\$ 14,813,818	\$ 29,310,654	\$ 26,404,719
Sales and use	20,642,215	20,891,882	19,642,496	24,290,875	21,295,703	21,610,483	21,102,762	26,393,581	22,128,247	24,566,908
Franchise	1,037,061	935,809	1,145,444	1,132,734	1,185,882	1,396,319	1,365,052	1,379,713	1,354,691	329,036
Beer taxes	48,761	47,394	42,949	42,228	41,363	39,668	37,746	37,282	37,947	35,397
Severance taxes	65,772	54,423	37,831	42,553	32,950	29,240	36,996	25,300	19,840	20,174
Video poker taxes	592,508	604,691	575,635	599,424	596,621	619,339	615,468	600,984	536,595	693,799
Occupational licenses	1,195,315	1,228,691	-	-	-	-	-	-	-	-
State revenue sharing (unrestricted)	100,029	100,771	110,262	137,558	77,997	108,775	928,696	779,601	595,910	102,493
Unrestricted grants and contributions	50,000	28,113	19,392	18,088	11,393	12,398	4,000	5,000	-	-
Investment earnings	281,871	239,854	244,899	231,939	214,646	332,633	375,358	404,290	206,767	472,043
Other general revenues	1,626,074	646,469	677,707	1,122,822	1,193,044	1,154,516	1,128,533	1,393,090	920,184	2,825,622
Insurance proceeds	-	-	-	-	-	-	-	-	-	1,371,564
Gain (loss) on disposal of capital assets	-	-	-	-	-	-	-	-	-	-
Capital contributions	(5,745,748)	-	-	-	-	-	-	-	-	-
Transfers	(3,114,940)	(2,107,590)	(2,624,331)	(1,620,939)	(2,077,884)	(2,085,143)	(2,057,969)	130,101	(3,493,793)	(5,112,744)
<b>Total governmental activities</b>	<b>27,828,753</b>	<b>35,230,194</b>	<b>32,001,484</b>	<b>38,555,812</b>	<b>34,680,313</b>	<b>38,062,530</b>	<b>39,549,463</b>	<b>45,962,760</b>	<b>51,617,042</b>	<b>51,709,011</b>
Business-type activities:										
Taxes										
Ad valorem	187,637	211,838	205,687	213,033	205,335	202,691	218,601	198,856	396,102	378,740
Unrestricted grants and contributions	43,903	680,716	417,082	949,074	318,838	365,114	15,048	114,065	212,531	229,984
Investment earnings	14,264	14,617	14,540	12,998	14,203	21,263	29,944	43,931	12,314	8,655
Other general revenues	105,588	283,386	205,143	278,971	370,940	301,817	195,785	493,788	215,676	301,272
Transfers	3,114,940	2,107,590	2,624,331	1,620,939	2,077,884	2,085,143	2,057,969	(130,101)	3,493,793	5,112,744
<b>Total business-type activities</b>	<b>3,466,332</b>	<b>3,298,147</b>	<b>3,466,783</b>	<b>3,075,015</b>	<b>2,987,200</b>	<b>2,976,028</b>	<b>2,517,347</b>	<b>720,539</b>	<b>4,330,416</b>	<b>6,031,395</b>
<b>Total primary government</b>	<b>\$ 31,295,085</b>	<b>\$ 38,528,341</b>	<b>\$ 35,468,267</b>	<b>\$ 41,630,827</b>	<b>\$ 37,667,513</b>	<b>\$ 41,038,558</b>	<b>\$ 42,066,810</b>	<b>\$ 46,683,299</b>	<b>\$ 55,947,458</b>	<b>\$ 57,740,406</b>
<b>Change in Net Position</b>										
Governmental activities	\$ (1,461,059)	\$ 2,053,304	\$ 5,445,128	\$ 7,717,020	\$ (2,939,213)	\$ 5,827,185	\$ 7,119,649	\$ 14,845,336	\$ 11,360,410	\$ (9,223,062)
Business-type activities	3,539,509	(2,730,298)	(3,423,171)	(1,545,976)	3,689,029	(3,409,090)	(2,773,046)	(7,123,976)	7,026,761	(2,206,936)
<b>Total primary government</b>	<b>\$ 2,078,450</b>	<b>\$ (676,994)</b>	<b>\$ 2,021,957</b>	<b>\$ 6,171,044</b>	<b>\$ 749,816</b>	<b>\$ 2,418,095</b>	<b>\$ 4,346,603</b>	<b>\$ 7,721,360</b>	<b>\$ 18,387,171</b>	<b>\$ (11,429,998)</b>

**ST. JOHN THE BAPTIST PARISH COUNCIL**  
**LAPLACE, LOUISIANA**  
**SCHEDULE 3 -- FUND BALANCES OF GOVERNMENTAL FUNDS**  
**LAST TEN FISCAL YEARS**  
(modified accrual basis of accounting)  
(Unaudited)

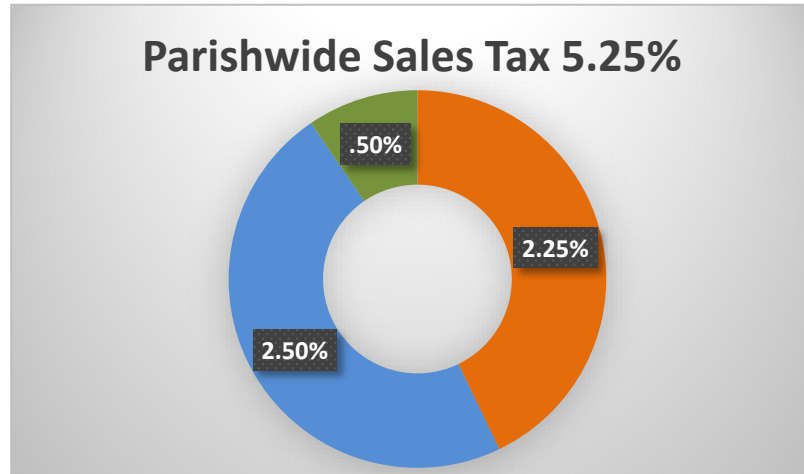
	Fiscal Year									
	2012	2013	2014	2015	2016	2017	2018 (as restated)	2019 (as restated)	2020 (as restated)	2021
General fund										
Nonspendable	\$ 47,076	\$ 45,599	\$ 48,645	\$ 49,838	\$ 697,399	\$ 388,980	\$ 57,521	\$ 61,705	\$ 146,634	\$ 106,183
Restricted	-	-	-	-	-	-	-	-	-	-
Committed	-	-	-	-	-	-	-	-	-	-
Unassigned	<u>2,128,087</u>	<u>2,134,318</u>	<u>1,959,864</u>	<u>2,153,689</u>	<u>2,179,512</u>	<u>2,370,480</u>	<u>2,941,162</u>	<u>1,391,664</u>	<u>4,005,006</u>	<u>3,687,711</u>
Total general fund	<u>\$ 2,175,163</u>	<u>\$ 2,179,917</u>	<u>\$ 2,008,509</u>	<u>\$ 2,203,527</u>	<u>\$ 2,876,911</u>	<u>\$ 2,759,460</u>	<u>\$ 2,998,683</u>	<u>\$ 1,453,369</u>	<u>\$ 4,151,640</u>	<u>\$ 3,793,894</u>
All other governmental funds										
Nonspendable	\$ 89,645	\$ 92,261	\$ 101,937	\$ 422,520	\$ 4,441,961	\$ 2,937,515	\$ 172,352	\$ 198,742	\$ 267,205	\$ 218,631
Restricted	44,702,668	56,556,189	43,916,590	37,778,546	29,358,079	40,917,906	44,030,699	52,505,384	63,415,070	71,427,970
Committed	27,193,481	13,929,430	35,361,074	47,177,482	41,585,547	26,682,138	18,125,138	16,241,651	15,676,918	13,900,684
Unassigned	<u>-</u>	<u>(121,003)</u>	<u>-</u>	<u>-</u>	<u>-</u>	<u>(3,180,717)</u>	<u>(1,305,200)</u>	<u>(1,266,242)</u>	<u>(535,192)</u>	<u>(26,629,312)</u>
Total all other governmental funds	<u>\$ 71,985,794</u>	<u>\$ 70,456,877</u>	<u>\$ 79,379,601</u>	<u>\$ 85,378,548</u>	<u>\$ 75,385,587</u>	<u>\$ 67,356,842</u>	<u>\$ 61,022,989</u>	<u>\$ 67,679,535</u>	<u>\$ 78,824,001</u>	<u>\$ 58,917,973</u>

**ST. JOHN THE BAPTIST PARISH COUNCIL**  
**LAPLACE, LOUISIANA**  
**SCHEDULE 4 -- CHANGES IN FUND BALANCES OF GOVERNMENTAL FUNDS**  
**LAST TEN FISCAL YEARS**  
(modified accrual basis of accounting)  
(Unaudited)

	Fiscal Year									
	2012	2013	2014	2015	2016	2017	2018	2019	2020	2021
<b>Revenues</b>							(as restated)	(as restated)	(as restated)	
Taxes	\$ 32,284,558	\$ 34,056,260	\$ 32,347,331	\$ 37,448,829	\$ 34,000,922	\$ 37,074,124	\$ 37,731,051	\$ 42,046,365	\$ 52,663,589	\$ 52,322,387
Licenses and permits	1,657,504	1,757,425	1,800,738	1,880,771	1,999,399	1,883,871	1,949,283	1,956,629	1,937,388	1,969,255
Intergovernmental	8,514,049	4,585,266	7,379,926	8,998,138	9,548,775	14,643,634	6,148,668	7,255,971	11,287,427	9,409,791
Charges for services	1,472,023	1,412,427	1,352,465	1,442,661	1,589,666	1,644,124	1,803,847	1,713,363	1,476,692	1,624,391
Fines and forfeitures	2,136,980	1,684,621	2,030,242	2,213,460	1,926,942	1,756,690	1,950,252	1,544,047	1,261,489	1,285,467
Investment earnings	301,013	239,854	244,899	231,939	214,646	332,633	375,358	404,290	206,767	472,043
Other revenues	611,404	649,371	642,889	786,127	936,802	783,014	812,577	1,060,080	567,436	1,173,010
<b>Total revenues</b>	<b>46,977,531</b>	<b>44,385,224</b>	<b>45,798,490</b>	<b>53,001,925</b>	<b>50,217,152</b>	<b>58,118,090</b>	<b>50,771,036</b>	<b>55,980,745</b>	<b>69,400,788</b>	<b>68,256,344</b>
<b>Expenditures</b>										
General government	8,427,866	10,768,500	10,458,833	10,937,016	10,920,801	10,719,250	9,384,540	9,996,186	11,645,633	17,370,765
Public safety	6,342,388	6,746,676	7,525,299	7,553,489	7,242,898	7,567,131	8,862,175	8,839,878	8,521,568	9,824,719
Public works	2,626,187	149,400	1,085,701	2,746,432	3,915,207	10,475,866	2,272,699	1,576,208	2,406,336	27,344,266
Health and welfare	1,876,905	1,638,555	1,658,735	1,707,560	1,654,638	1,558,968	1,672,920	1,804,903	1,923,474	815,434
Economic development	1,350,753	1,195,997	1,298,031	1,406,030	1,389,267	1,504,209	1,710,549	1,540,511	1,075,927	1,309,336
Transportation	13,468,015	8,808,728	8,270,322	8,276,187	8,358,891	7,895,910	7,349,327	7,510,351	7,728,335	9,006,307
Culture and recreation	956,498	1,205,806	1,287,468	1,724,142	1,895,377	1,690,680	1,482,127	1,383,492	1,212,186	2,792,091
Capital Outlay	-	4,651,361	12,330,083	17,210,267	12,582,241	13,799,259	12,595,093	8,580,762	9,053,802	6,590,305
Debt Service:										
Principal	6,035,721	6,133,702	6,472,478	6,269,162	7,084,858	6,894,403	7,124,802	6,023,091	6,199,091	6,169,091
Interest	2,917,398	2,841,556	2,582,076	2,801,833	3,048,913	2,503,921	2,270,048	2,043,084	1,873,461	1,524,835
Bond issuance costs	-	-	-	-	-	-	-	-	-	-
Lease financing										
Principal	-	-	-	-	-	-	-	-	70,333	203,842
Interest	-	-	-	-	-	-	-	-	10,703	34,699
<b>Total expenditures</b>	<b>44,001,731</b>	<b>44,140,281</b>	<b>52,969,026</b>	<b>60,632,118</b>	<b>58,093,091</b>	<b>64,609,597</b>	<b>54,724,280</b>	<b>49,298,466</b>	<b>51,720,849</b>	<b>82,985,690</b>
Excess (deficiency) of revenues over (under) expenditures	2,975,800	244,943	(7,170,536)	(7,630,193)	(7,875,939)	(6,491,507)	(3,953,244)	6,682,279	17,679,939	(14,729,346)
<b>Other financing sources (uses)</b>										
Sale of capital assets	-	-	-	-	-	-	-	-	-	-
Proceeds of debt issued	198,931	265,514	18,546,182	15,437,140	370,346	430,454	-	-	261,814	-
Issuance of refunding bonds	-	6,050,000	-	-	20,390,000	-	-	-	9,149,180	-
Premium on debt issuance	-	-	-	-	-	-	-	-	-	-
Payment to refunding bond escrow agent	-	(5,977,030)	-	-	(20,184,580)	-	-	-	(10,352,500)	-
Insurance proceeds	-	-	-	-	-	-	-	-	-	1,371,564
Lease financing proceeds	-	-	-	-	-	-	-	-	563,318	154,863
Transfers in	15,517,564	14,376,348	15,479,053	22,043,071	14,272,632	14,610,503	17,843,554	9,781,736	14,352,084	14,617,401
Transfers out	(18,632,504)	(16,483,938)	(18,103,383)	(23,664,010)	(16,350,516)	(16,695,646)	(19,901,523)	(9,651,635)	(17,845,877)	(19,730,145)
<b>Total other financing sources (uses)</b>	<b>(2,916,009)</b>	<b>(1,769,106)</b>	<b>15,921,852</b>	<b>13,816,201</b>	<b>(1,502,118)</b>	<b>(1,654,689)</b>	<b>(2,057,969)</b>	<b>130,101</b>	<b>(3,871,981)</b>	<b>(3,586,317)</b>
<b>Net change in fund balances</b>	<b>\$ 59,791</b>	<b>\$ (1,524,163)</b>	<b>\$ 8,751,316</b>	<b>\$ 6,186,008</b>	<b>\$ (9,378,057)</b>	<b>\$ (8,146,196)</b>	<b>\$ (6,011,213)</b>	<b>\$ 6,812,380</b>	<b>\$ 13,807,958</b>	<b>\$ (18,315,663)</b>
Debt service, (interest and principal only) as a percentage of noncapital expenditures	24.7%	20.3%	22.7%	22.3%	22.3%	18.5%	22.3%	19.8%	18.9%	10.1%

**ST. JOHN THE BAPTIST PARISH COUNCIL**  
**LAPLACE, LOUISIANA**  
**SCHEDULE 5 -- DIRECT AND OVERLAPPING**  
**SALES TAX RATES**  
**LAST TEN FISCAL YEARS**  
(Unaudited)

<b>Fiscal Year</b>	<b>Parish Direct Rate (1)</b>	<b>Overlapping Rates</b>	
		<b>St. John the Baptist Parish School Board</b>	<b>St. John the Baptist Parish Sheriff's Office</b>
2012	2.25%	2.25%	0.25%
2013	2.25%	2.25%	0.25%
2014	2.25%	2.25%	0.25%
2015	2.25%	2.25%	0.50%
2016	2.25%	2.25%	0.50%
2017	2.25%	2.50%	0.50%
2018	2.25%	2.50%	0.50%
2019	2.25%	2.50%	0.50%
2020	2.25%	2.50%	0.50%
2021	2.25%	2.50%	0.50%



NOTES: The St. John the Baptist Parish School Board, a separate entity, collects five and one fourth percent in sales and use tax. Two and one-quarter percent of the taxes collected are remitted to the Parish Council. One-half percent of the taxes collected are remitted to the Sheriff's department. The School Board's costs of collecting the funds are shared proportionally by the Parish Council, Sheriff's Department and the School Board.

Source: St. John the Baptist Parish Finance Department.



**ST. JOHN THE BAPTIST PARISH COUNCIL**  
**LAPLACE, LOUISIANA**  
**SCHEDULE 6 -- ASSESSED AND ESTIMATED ACTUAL VALUE OF TAXABLE PROPERTY**  
**LAST TEN FISCAL YEARS**  
(Unaudited)

<b>Fiscal Year</b>	<b>Real Estate</b>	<b>Other Property</b>	<b>Total Assessments</b>	<b>Less: Tax Exempt Real Property</b>	<b>Total Taxable Assessed Value</b>	<b>Total Direct Tax Rate</b>	<b>Estimated Actual Taxable Value</b>	<b>Value as a Percentage of Actual Value</b>
2012	165,833,403	329,181,981	495,015,384	85,421,449	409,593,935	38.76	3,413,899,200	14.50%
2013	187,963,803	348,320,707	536,284,510	84,560,433	451,724,077	38.76	3,698,513,862	14.50%
2014	190,057,599	341,282,054	531,339,653	84,560,433	446,779,220	38.76	3,697,561,955	14.37%
2015	190,634,898	344,669,376	535,304,274	84,172,237	451,132,037	38.76	3,691,753,614	14.50%
2016	193,176,606	318,270,255	511,446,861	84,200,102	427,246,759	38.76	3,527,219,731	14.50%
2017	193,777,652	308,283,695	502,061,347	84,680,707	417,380,640	45.76	3,462,492,048	14.50%
2018	197,387,997	338,464,718	535,852,715	85,142,016	450,710,699	45.76	3,695,535,896	14.50%
2019	199,954,289	337,187,973	537,142,262	82,520,309	454,621,953	45.76	3,704,429,323	14.50%
2020	215,761,814	641,612,720	857,374,534	84,333,665	773,040,869	45.76	5,912,927,709	14.50%
2021	213,075,620	644,014,337	857,089,957	84,186,311	772,903,646	45.76	5,910,965,109	14.50%

Source: St. John the Baptist Parish Assessor's Office.

**ST. JOHN THE BAPTIST PARISH COUNCIL**  
**LAPLACE, LOUISIANA**  
**SCHEDULE 7 -- DIRECT AND OVERLAPPING PROPERTY TAX RATES**  
**LAST TEN FISCAL YEARS**  
(Rate per \$100 of Assessed Value)  
(Unaudited)

Fiscal Year	St. John the Baptist Parish Council			Overlapping Rates			Total Direct & Overlapping Rates
	Operating Millage	Debt Service Millage	Total Parish Millage	Operating Millage	Debt Service Millage	Total Parish Millage	
2012	30.45	8.31	38.76	21.31	18.00	39.31	78.07
2013	26.26	12.50	38.76	21.31	18.00	39.31	78.07
2014	26.26	12.50	38.76	29.31	10.00	39.31	78.07
2015	26.26	12.50	38.76	29.31	10.00	39.31	78.07
2016	26.26	12.50	38.76	29.31	10.00	39.31	78.07
2017	33.26	12.50	45.76	29.31	10.00	39.31	85.07
2018	33.26	12.50	45.76	29.31	10.00	39.31	85.07
2019	33.26	12.50	45.76	29.31	10.00	39.31	85.07
2020	33.26	12.50	45.76	29.31	10.00	39.31	85.07
2021	33.26	12.50	45.76	29.31	10.00	39.31	85.07

Sources: St. John the Baptist Parish Finance Department, St. John the Baptist Parish School Board Comprehensive Annual Financial Report.

**ST. JOHN THE BAPTIST PARISH COUNCIL**  
**LAPLACE, LOUISIANA**  
**SCHEDULE 8 -- PRINCIPAL PROPERTY TAXPAYERS**  
**CURRENT YEAR AND NINE YEARS AGO**  
(Unaudited)

Taxpayer	December 31, 2021			December 31, 2012		
	Taxable Assessed Value	Rank	Percentage of Total Parish Taxable Assessed Value	Taxable Assessed Value	Rank	Percentage of Total Parish Taxable Assessed Value
Marathon Petroleum, Co.	\$ 359,053,827	1	68.00%	\$ 203,924,484	1	77.69%
Marathon Petroleum, Co.	79,083,068	2	14.98%	-		0.00%
Marathon Petroleum, Co.	22,956,259	3	4.35%	-		0.00%
Entergy Louisiana Inc.	13,726,060	4	2.60%	7,596,970	4	2.90%
Louisiana Machinery Company	12,718,275	5	2.41%	-		0.00%
Denka Performance Elastics	11,340,072	6	2.15%	8,804,863	3	3.36%
Nalco Chemical Company	9,530,851	7	1.81%	5,484,954	7	2.09%
Evonik Corporation	6,925,793	8	1.31%	3,919,619	10	1.49%
Atmos Energy Corporation	6,403,850	9	1.21%	-		0.00%
Air Products & Chemicals	6,280,617	10	1.18%	-		0.00%
Arcelormittal Laplace			0.00%	10,333,057	2	3.94%
E.I. Dupont Denemours & Co.			0.00%	6,835,223	5	2.60%
Clark Oil Trading Company			0.00%	4,419,041	9	1.68%
Enjet, Inc.			0.00%	6,643,654	6	2.53%
Bengal Pipeline Company			0.00%	4,510,330	8	1.72%
	<u>\$ 528,018,672</u>		<u>100.00%</u>	<u>\$ 262,472,195</u>		<u>100.00%</u>

Source: St. John the Baptist Parish Assessor's Office

**ST. JOHN THE BAPTIST PARISH COUNCIL  
LAPLACE, LOUISIANA  
SCHEDULE 9 -- PROPERTY TAX LEVIES AND COLLECTIONS  
LAST TEN FISCAL YEARS**

(Unaudited)

<u>Fiscal Year</u>	<u>Taxes Levied for the Fiscal Year</u>	<u>Collected (or Adjusted) within the Fiscal Year of the Levy</u>		<u>Collections in Subsequent Years</u>	<u>Total Collections to Date</u>	
		<u>Amount</u>	<u>Percentage of Levy</u>		<u>Amount</u>	<u>Percentage of Levy</u>
2012	\$ 11,809,855	Not Available	Not Available	Not Available	\$ 11,706,615	99.13%
2013	13,254,871	Not Available	Not Available	Not Available	12,771,525	96.35%
2014	12,877,771	Not Available	Not Available	Not Available	12,603,800	97.87%
2015	12,985,305	Not Available	Not Available	Not Available	12,899,358	99.34%
2016	12,062,376	Not Available	Not Available	Not Available	11,986,994	99.38%
2017	14,466,828	Not Available	Not Available	Not Available	14,456,699	99.93%
2018	16,103,767	Not Available	Not Available	Not Available	16,082,187	99.87%
2019	16,690,100	Not Available	Not Available	Not Available	16,605,556	99.49%
2020	26,148,867	Not Available	Not Available	Not Available	25,981,412	99.36%
2021	26,532,678	Not Available	Not Available	Not Available	26,519,351	99.95%

Source: St. John the Baptist Parish Sheriff's Office

**ST. JOHN THE BAPTIST PARISH COUNCIL**  
**LAPLACE, LOUISIANA**  
**SCHEDULE 10 -- RATIOS OF OUTSTANDING DEBT BY TYPE**  
**LAST TEN FISCAL YEARS**  
(Unaudited)

Fiscal Year	Governmental Activities							Business-Type Activities		Total Primary Government	Percentage of Personal Income (1)	Per Capita (1)
	Public Improvement Bonds	General Obligation Bonds	Certificates of Indebtedness	Sales Tax Bonds	Finance Purchase Obligations	Promissory Notes/Loans	Premium	Revenue Bonds	Promissory Notes/Loans			
2012	\$ 19,090,000	\$ 45,700,000	\$ 1,802,000	\$ 5,171,000	\$ 437,339	\$ 198,931	\$ 559,497	\$ 4,720,000	\$ -	\$ 77,678,767	8.30%	1,736
2013	17,035,000	43,300,000	1,393,000	4,434,000	186,637	402,445	500,625	4,470,000	158,478	71,880,185	7.60%	1,643
2014	14,975,000	58,480,000	967,000	3,703,000	684,520	902,315	444,887	4,215,000	639,868	85,011,590	9.11%	1,943
2015	14,280,000	66,685,000	523,000	5,933,000	525,614	933,199	390,031	3,960,000	1,714,166	94,944,010	9.55%	2,176
2016	13,550,000	63,885,000	362,000	5,007,000	245,115	891,186	327,218	3,695,000	2,012,225	89,974,744	9.10%	2,062
2017	12,785,000	59,110,000	194,000	3,993,000	555,165	839,186	264,405	3,430,000	1,935,533	83,106,289	8.40%	1,913
2018	11,980,000	54,175,000	135,000	2,930,000	344,363	787,186	201,592	3,160,000	1,845,986	75,559,127	7.48%	1,750
2019	11,135,000	49,625,000	71,000	2,505,000	258,272	734,186	138,779	2,880,000	1,970,233	69,317,470	6.24%	1,618
2020	8,350,000	44,925,000	-	2,120,000	172,182	924,000	864,845	2,590,000	4,022,379	63,968,406	5.81%	1,506
2021	7,580,000	40,085,000	-	1,720,000	86,090	851,000	710,073	2,300,000	7,179,862	60,512,025	5.39%	1,438

Note: Details regarding the Parish's outstanding debt can be found in the notes to the financial statements.

(1) See Schedule 15 for personal income and population data.

**ST. JOHN THE BAPTIST PARISH COUNCIL**  
**LAPLACE, LOUISIANA**  
**SCHEDULE 11 -- RATIOS OF NET GENERAL BOND DEBT OUTSTANDING**  
**LAST TEN FISCAL YEARS**

(Unaudited)

<b>Fiscal Year</b>	<b>General Bonded Debt Outstanding</b>			<b>Percentage of Estimated Actual Taxable Value of Property (1)</b>	<b>Per Capita (2)</b>
	<b>General Obligation Bonds</b>	<b>Debt Service Monies Available</b>	<b>Net General Obligation Bonds Outstanding</b>		
2012	\$ 45,700,000	\$ 13,860,981	\$ 31,839,019	0.93%	711.36
2013	43,300,000	12,386,632	30,913,368	0.84%	706.41
2014	58,480,000	14,744,069	43,735,931	1.18%	999.79
2015	66,685,000	14,125,296	52,559,704	1.42%	1,204.78
2016	63,885,000	12,385,977	51,499,023	1.46%	1,180.33
2017	59,110,000	10,770,195	48,339,805	1.40%	1,112.77
2018	54,175,000	9,645,210	44,529,790	1.20%	1,031.16
2019	49,625,000	7,787,315	41,837,685	1.13%	976.67
2020	44,925,000	10,989,939	33,935,061	0.57%	798.90
2021	40,085,000	15,006,308	25,078,692	0.42%	595.78

Note: Details regarding the Parish's outstanding debt can be found in the notes to the financial statements.

(1) See Schedule 8 for property value data.

(2) Population data can be found in Schedule 15.

**ST. JOHN THE BAPTIST PARISH COUNCIL**  
**LAPLACE, LOUISIANA**  
**SCHEDULE 12 -- DIRECT AND OVERLAPPING GOVERNMENTAL ACTIVITIES DEBT**  
**AS OF DECEMBER 31, 2021**  
(Unaudited)

<u>Governmental Unit</u>	<u>Debt Outstanding</u>	<u>Estimated Percentage Applicable (1)</u>	<u>Estimated Share of Overlapping Debt</u>
<b>Direct:</b>			
St. John the Baptist Parish			
General Obligation Bonds (1)	\$ 40,085,000	100%	\$ 40,085,000
Public Improvement Bonds	7,580,000	100%	7,580,000
Sales Tax Revenue Bonds	1,720,000	100%	1,720,000
Promissory Notes/Loans	851,000	100%	851,000
Bond Premiums	710,073	100%	710,073
Finance Purchase Obligations	86,090	100%	86,090
Financing Leases	524,577	100%	524,577
	<u>51,556,740</u>		<u>51,556,740</u>
<b>Overlapping:</b>			
St. John the Baptist Parish School Board (2)	<u>67,546,924</u>	100%	<u>67,546,924</u>
<b>Total Direct and Overlapping Debt</b>	<u>\$ 119,103,664</u>		<u>\$ 119,103,664</u>

(1) All General Obligation Bonds are secured by Ad Valorem taxes.

(2) Source: St. John the Baptist Parish School Board Annual Financial Report as of June 30, 2021

**ST. JOHN THE BAPTIST PARISH COUNCIL  
LAPLACE, LOUISIANA  
SCHEDULE 13 -- LEGAL DEBT MARGIN INFORMATION  
LAST TEN FISCAL YEARS**

(Unaudited)

	Fiscal Year									
	2012	2013	2014	2015	2016	2017	2018	2019	2020	2021
Debt Limit	\$ 173,255,384	\$ 187,699,579	\$ 185,968,879	\$ 187,356,496	\$ 179,006,401	\$ 175,721,471	\$ 187,548,450	\$ 187,999,792	\$ 300,081,087	\$ 299,981,485
Total net debt applicable to limit	<u>32,830,720</u>	<u>29,343,203</u>	<u>43,735,931</u>	<u>52,559,704</u>	<u>51,499,023</u>	<u>48,339,805</u>	<u>44,529,790</u>	<u>41,837,685</u>	<u>33,935,061</u>	<u>25,078,692</u>
Legal debt margin	<u>\$ 140,424,664</u>	<u>\$ 158,356,376</u>	<u>\$ 142,232,948</u>	<u>\$ 134,796,792</u>	<u>\$ 127,507,378</u>	<u>\$ 127,381,666</u>	<u>\$ 143,018,660</u>	<u>\$ 146,162,107</u>	<u>\$ 266,146,026</u>	<u>\$ 274,902,793</u>
Total net debt applicable to the limit as a percentage of debt limit	<u>18.95%</u>	<u>15.63%</u>	<u>23.52%</u>	<u>28.05%</u>	<u>28.77%</u>	<u>27.51%</u>	<u>23.74%</u>	<u>22.25%</u>	<u>11.31%</u>	<u>8.36%</u>

**Legal Debt Margin Calculation for Fiscal Year 2020**

Assessed value	\$ 857,089,957
Debt limit -- 35% of assessed value	299,981,485
Deduct - Amount of debt applicable to debt limit	<u>25,078,692</u>
Legal debt margin	<u>\$ 274,902,793</u>

Note: Louisiana R.S. 39:562 allows for a maximum of 10% of the assessed valuation for bonded debt for any one purpose or 35% of the total assessed value for all purposes.



**ST. JOHN THE BAPTIST PARISH COUNCIL**  
**LAPLACE, LOUISIANA**  
**SCHEDULE 14 -- PLEDGED-REVENUE COVERAGE**  
**LAST TEN FISCAL YEARS**  
(Unaudited)

<b>Fiscal Year</b>	<b>Sales Tax and Revenue Bonds</b>			
	<b>Sales Tax Collections</b>	<b>Debt Service</b>		<b>Coverage</b>
		<b>Principal</b>	<b>Interest</b>	
2012	\$ 20,642,215	\$ 710,000	\$ 230,730	21.94
2013	20,891,882	737,000	201,568	22.26
2014	19,642,496	731,000	171,460	21.77
2015	24,290,875	770,000	140,007	26.69
2016	21,295,703	926,000	177,743	19.29
2017	21,610,483	1,014,000	140,010	18.73
2018	21,102,762	1,063,000	100,070	18.14
2019	26,393,581	425,000	72,185	53.09
2020	22,128,247	385,000	57,216	50.04
2021	24,566,908	690,000	118,596	30.38

NOTES: Details regarding the Parish's outstanding debt can be found in the notes to the financial statements.

**ST. JOHN THE BAPTIST PARISH COUNCIL**  
**LAPLACE, LOUISIANA**  
**SCHEDULE 15 -- DEMOGRAPHIC AND ECONOMIC STATISTICS**  
**LAST TEN FISCAL YEARS**  
(Unaudited)

<b>Fiscal Year</b>	<b>(1) Population</b>	<b>Personal Income</b>	<b>(1) Per Capita Personal Income</b>	<b>(2) Unemployment Rate</b>
2012	44,758	\$ 936,382,118	20,921 *	7.8%
2013	43,761	945,412,644	21,604 *	6.1%
2014	43,745	933,299,575	21,335 *	7.6%
2015	43,626	994,018,410	22,785 *	6.7%
2016	43,631	988,678,460	22,660 *	6.3%
2017	43,441	989,368,775	22,775 *	6.1%
2018	43,184	1,009,641,920	23,380 *	5.5%
2019	42,837	1,111,277,454	25,942 *	6.0%
2020	42,477	1,101,938,334	25,942 *	6.0%
2021	42,094	1,123,194,202	26,683 *	6.1%

(1) Source: Information obtained from the Census Bureau's Annual Estimates  
U.S. Census Bureau.

(2) Source: Information obtained from the FRED system at [stlouisfed.org](http://stlouisfed.org)

\* Latest information available.

**ST. JOHN THE BAPTIST PARISH COUNCIL**  
**LAPLACE, LOUISIANA**  
**SCHEDULE 16 -- PRINCIPAL EMPLOYERS**  
**CURRENT YEAR AND NINE YEARS AGO**  
(Unaudited)

Employer	2021			2012		
	Employees	Rank	% of Total St. John Parish Employment	Employees	Rank	% of Total St. John Parish Employment
St. John Parish School Board	930	1	27.39%	800	2	18.47%
Marathon Oil	920	2	27.09%	1,400	1	32.33%
Walmart	300	3	8.83%	370	5	8.54%
St. John Parish	293	4	8.63%			
Denka	225	5	6.63%			
DuPont	190	6	5.59%	377	4	8.70%
Nalco Chemical	147	7	4.33%	262	7	6.05%
Pinnacle Polymers	142	8	4.18%	108	10	2.49%
Dreging Supply	128	9	3.77%			
Cargill	121	10	3.56%	138	9	3.19%
Louisiana Machinery				140	8	3.23%
ArcelorMittal Steel				404	3	9.33%
River Parish Hospital				332	6	7.67%
<b>TOTAL</b>	<b><u>3,396</u></b>		<b><u>100.00%</u></b>	<b><u>4,331</u></b>		<b><u>100.00%</u></b>

Source:

St. John the Baptist Parish Economic Development Department.

**ST. JOHN THE BAPTIST PARISH COUNCIL  
LAPLACE, LOUISIANA**

**SCHEDULE 17 -- FULL-TIME EQUIVALENT PARISH GOVERNMENT EMPLOYEES BY FUNCTION/PROGRAM  
LAST TEN FISCAL YEARS  
(Unaudited)**

<b>Function/Program</b>	<b>Full-time Equivalent Employees as of December 31,</b>									
	<b>2012</b>	<b>2013</b>	<b>2014</b>	<b>2015</b>	<b>2016</b>	<b>2017</b>	<b>2018</b>	<b>2019</b>	<b>2020</b>	<b>2021</b>
General government	58	81	77	84	84	82	82	86	88	89
Public safety	46	45	43	48	52	46	46	46	46	46
Public works	174	150	159	147	149	151	150	148	150	129
Health and welfare	2	2	2	2	2	2	2	2	2	1
Culture and recreation	4	5	8	9	9	9	9	8	7	9
Miscellaneous	13	13	10	21	15	20	20	20	19	19
<b>Total</b>	<b>297</b>	<b>296</b>	<b>299</b>	<b>311</b>	<b>311</b>	<b>310</b>	<b>309</b>	<b>310</b>	<b>312</b>	<b>293</b>

Source: St. John Parish Finance Department

**ST. JOHN THE BAPTIST PARISH COUNCIL**  
**LAPLACE, LOUISIANA**  
**SCHEDULE 18 -- OPERATING INDICATORS BY FUNCTION**  
**LAST TEN FISCAL YEARS**  
(Unaudited)

Function	Fiscal Year									
	2012	2013	2014	2015	2016	2017	2018	2019	2020	2021
Fire										
Emergency responses	1,661	1,302	1,501	1,612	1,671	1,799	1,771	1,529	1,953	2,337
Fires extinguished	272	135	205	143	125	196	209	207	126	152
Refuse collection										
Refuse collected (tons per day)	Not Available	Not Available	Not Available	Not Available	Not Available	Not Available	Not Available	Not Available	Not Available	Not Available
Recyclables collected (tons per day)	Not Available	Not Available	Not Available	Not Available	Not Available	Not Available	Not Available	Not Available	Not Available	Not Available
Water										
New connections	58	64	50	66	173	140	65	66	80	1,163
Water main breaks	21	28	39	53	40	35	31	21	22	71
Average daily consumption (thousands of gallons)	5,119	5,222	7,020	5,985	7,159	6,896	6,965	6,153	7,203	6,574
Peak daily consumption (thousands of gallons)	Not Available	Not Available	Not Available	Not Available	Not Available	Not Available	Not Available	Not Available	Not Available	Not Available
Other public works										
Potholes repaired	64	125	112	89	87	93	57	54	126	274
Health and welfare										
Children fed via summer food program	Not Available	Not Available	Not Available	1,241	1,209	1,024	2,077	1,800	1,912	989
Ambulance: total responses	Not Available	Not Available	Not Available	Not Available	Not Available	8,527	8,521	8,907	9,004	8,909
Ambulance: total transports	Not Available	Not Available	Not Available	Not Available	Not Available	5,803	6,000	8,259	5,983	6,121
LiHEAP assistance provided	Not Available	Not Available	Not Available	Not Available	944	808	963	682	934	1,768
Culture and recreation										
Youth enrolled in sports programs	Not Available	Not Available	Not Available	Not Available	Not Available	510	485	560	-	361
Wastewater										
Average daily sewage treatment (thousands of gallons)	5,910	5,917	7,520	7,175	6,770	7,166	8,305	6,844	5,467	5,821

Source: St. John the Baptist Parish Finance and Public Safety Departments

Notes: Indicators are not available for the general government function. New connections are for new construction only.

**ST. JOHN THE BAPTIST PARISH COUNCIL**  
**LAPLACE, LOUISIANA**  
**SCHEDULE 19 -- CAPITAL ASSET STATISTICS BY FUNCTION**  
**LAST TEN FISCAL YEARS**  
(Unaudited)

Function	Fiscal Year									
	2012	2013	2014	2015	2016	2017	2018	2019	2020	2021
Fire										
Stations (Active)	17	17	17	17	17	17	17	13	12	12
Pieces of equipment	39	52	52	52	52	46	46	48	48	48
Water										
Water mains (miles)	Not available	Not available	Not available	Not available	Not available	294	294	294	294	294
Fire hydrants			2,494	2,521	2,521	2,521	2,521	2,521	2,521	2,504
Storage capacity (thousands of gallons)	Not available	Not available	Not available	Not available	Not available	4,450	4,450	4,450	4,450	4,450
Other public works										
Streets (miles)	230	230	230	230	230	233	263	263	263	263
Highways (miles)	State owned	State owned	State owned	State owned	State owned	State owned	State owned	State owned	State owned	State owned
Bridges	State owned	State owned	State owned	State owned	State owned	State owned	State owned	State owned	State owned	State owned
Streetlights	State owned	State owned	State owned	State owned	State owned	State owned	State owned	State owned	State owned	State owned
Traffic signals	State owned	State owned	State owned	State owned	State owned	State owned	State owned	State owned	State owned	State owned
Health and welfare	Not available	Not available	Not available	Not available	Not available	Not available	Not available	Not available	Not available	Not available
Culture and recreation										
Parks	10	11	11	11	11	13	13	13	13	13
Wastewater										
Sanitary and storm sewers (miles)	Not available	Not available	Not available	Not available	Not available	408	408	408	408	408
Treatment plants	7	7	7	7	7	7	7	7	7	7
Low-lift stations	187	183	188	187	187	176	177	177	177	177
Treatment capacity	Not available	Not available	Not available	Not available	Not available	9,660	9,660	9,660	9,660	9,660

Source: St. John the Baptist Parish Finance and Public Safety Departments

Notes: Indicators are not available for the general government function.

**SPECIAL REPORTS OF CERTIFIED PUBLIC ACCOUNTANTS AND OTHER  
SCHEDULES REQUIRED BY *GOVERNMENT AUDITING STANDARDS* AND  
UNIFORM GUIDANCE**

**INDEPENDENT AUDITORS' REPORT ON INTERNAL CONTROL OVER FINANCIAL REPORTING AND ON COMPLIANCE AND OTHER MATTERS BASED ON AN AUDIT OF FINANCIAL STATEMENTS PERFORMED IN ACCORDANCE WITH *GOVERNMENT AUDITING STANDARDS***

The Honorable President and Members  
of the Council  
St. John the Baptist Parish Council  
LaPlace, Louisiana

We have audited, in accordance with the auditing standards generally accepted in the United States of America and the standards applicable to financial audits contained in *Government Auditing Standards* issued by the Comptroller General of the United States, the financial statements of the governmental activities, the business-type activities, the aggregate discretely presented component unit, each major fund, and the aggregate remaining fund information of the St. John the Baptist Parish Council (the Parish), as of and for the year ended December 31, 2021, and the related notes to the financial statements, which collectively comprise the Parish's basic financial statements and have issued our report thereon dated March 31, 2023. Our report includes a reference to other auditors who audited the financial statements of the aggregate discretely presented component unit, St. John the Baptist Parish Library, as described in our report on the Parish's financial statements. This report does not include the results of the other auditors' testing of internal control over financial reporting or compliance and other matters that are reported on separately by those auditors.

**Report on Internal Control over Financial Reporting**

In planning and performing our audit of the financial statements, we considered the Parish's internal control over financial reporting (internal control) as a basis for designing audit procedures that are appropriate in the circumstances for the purpose of expressing our opinions on the financial statements, but not for the purpose of expressing an opinion on the effectiveness of the Parish's internal control. Accordingly, we do not express an opinion on the effectiveness of the Parish's internal control.

*A deficiency in internal control* exists when the design or operation of a control does not allow management or employees, in the normal course of performing their assigned functions, to prevent, or detect and correct misstatements on a timely basis. *A material weakness* is a deficiency, or a combination of deficiencies, in internal control such that there is a reasonable possibility that a material misstatement of the entity's financial statements will not be prevented, or detected and corrected, on a timely basis. *A significant deficiency* is a deficiency, or a combination of deficiencies, in internal control that is less severe than a material weakness, yet important enough to merit attention by those charged with governance.





Our consideration of internal control was for the limited purpose described in the first paragraph of this section and was not designed to identify all deficiencies in internal control that might be material weaknesses or significant deficiencies and therefore, material weaknesses or significant deficiencies may exist that were not identified. Given these limitations, during our audit we did not identify any deficiencies in internal control that we consider to be material weaknesses. We identified certain deficiencies in internal control, described in the accompanying schedule of findings and questioned costs as items 2021-001 and 2021-002 that we consider to be significant deficiencies.

### **Report on Compliance and Other Matters**

As part of obtaining reasonable assurance about whether the Parish's financial statements are free of material misstatement, we performed tests of its compliance with certain provisions of laws, regulations, contracts, and grants agreements, noncompliance with which could have a direct and material effect on the financial statements. However, providing an opinion on compliance with those provisions was not an objective of our audit and, accordingly, we do not express such an opinion. The results of our tests disclosed an instance of noncompliance or other matters that is required to be reported under *Government Auditing Standards* and which we described in the accompanying schedule of findings and questioned costs, noted as item 2021-001.

### **St. John the Baptist Parish Council's Response to Findings**

*Government Auditing Standards* requires the auditor to perform limited procedures on the Parish's response to findings identified in our audit and described in the accompanying schedule of findings and questioned costs. The Parish's response was not subjected to the other auditing procedures applied in the audit of the financial statements and, accordingly, we express no opinion on the response.

### **Purpose of this Report**

The purpose of this report is solely to describe the scope of our testing of internal control and compliance and the results of that testing, and not to provide an opinion on the effectiveness of the entity's internal control or on compliance. This report is an integral part of an audit performed in accordance with *Government Auditing Standards* in considering the entity's internal control and compliance. Accordingly, this communication is not suitable for any other purpose.

*Postlethwaite & Netterville*

Metairie, Louisiana  
March 31, 2023



**INDEPENDENT AUDITORS' REPORT ON COMPLIANCE FOR EACH MAJOR PROGRAM  
AND ON INTERNAL CONTROL OVER COMPLIANCE REQUIRED BY  
THE UNIFORM GUIDANCE**

The Honorable President and Members  
of the Council  
St. John the Baptist Parish Council  
LaPlace, Louisiana

**Report on Compliance for Each Major Federal Program**

***Opinion on Each Major Federal Program***

We have audited St. John the Baptist Parish, State of Louisiana's (the Parish) compliance with the types of compliance requirements identified as subject to audit in the *OMB Compliance Supplement* that could have a direct and material effect on the Parish's major federal programs for the year ended December 31, 2021. The Parish's major federal programs are identified in the summary of auditors' results section of the accompanying schedule of findings and questioned costs.

In our opinion, the Parish, complied, in all material respects, with the types of compliance requirements referred to above that could have a direct and material effect on its major federal program for the year ended December 31, 2021.

***Basis for Opinion on Each Major Federal Program***

We conducted our audit of compliance in accordance with auditing standards generally accepted in the United States of America; the standards applicable to financial audits contained in *Government Auditing Standards*, issued by the Comptroller General of the United States; and the audit requirements of Title 2 U.S. *Code of Federal Regulations* Part 200, *Uniform Administrative Requirements, Cost Principles, and Audit Requirements for Federal Awards* (Uniform Guidance). Our responsibilities under those standards and the Uniform Guidance are further described in the Auditors' Responsibilities for the Audit of Compliance section of our report.

We are required to be independent of the Parish and to meet our other ethical responsibilities, in accordance with relevant ethical requirements relating to our audit. We believe that the audit evidence we have obtained is sufficient and appropriate to provide a basis for our opinion on compliance for each major federal program. Our audit does not provide a legal determination of the Parish's compliance with the compliance requirements referred to above.

**Responsibilities of Management for Compliance**

Management is responsible for compliance with the requirements referred to above and for the design, implementation, and maintenance of effective internal control over compliance with the requirements of laws, statutes, regulations, rules, and provisions of contracts or grant agreements applicable to the Parish's federal programs.

## **Auditors' Responsibilities for the Audit of Compliance**

Our objectives are to obtain reasonable assurance about whether material noncompliance with the compliance requirements referred to above occurred, whether due to fraud or error, and express an opinion on the Parish's compliance based on our audit. Reasonable assurance is a high level of assurance but is not absolute assurance and therefore is not a guarantee that an audit conducted in accordance with generally accepted auditing standards, *Government Auditing Standards*, and the Uniform Guidance will always detect material noncompliance when it exists. The risk of not detecting material noncompliance resulting from fraud is higher than for that resulting from error, as fraud may involve collusion, forgery, intentional omissions, misrepresentations, or the override of internal control. Noncompliance with the compliance requirements referred to above is considered material if there is a substantial likelihood that, individually or in the aggregate, it would influence the judgment made by a reasonable user of the report on compliance about the Parish's compliance with the requirements of each major federal program as a whole.

In performing an audit in accordance with generally accepted auditing standards, *Government Auditing Standards*, and the Uniform Guidance, we:

- Exercise professional judgment and maintain professional skepticism throughout the audit.
- Identify and assess the risks of material noncompliance, whether due to fraud or error, and design and perform audit procedures responsive to those risks. Such procedures include examining, on a test basis, evidence regarding the Parish's noncompliance with the compliance requirements referred to above and performing such other procedures as we considered necessary in the circumstances.
- Obtain an understanding of the Parish's internal control over compliance relevant to the audit in order to design audit procedures that are appropriate in the circumstances and to test and report on internal control over compliance in accordance with the Uniform Guidance, but not for the purpose of expressing an opinion on the effectiveness of the Parish's internal control over compliance. Accordingly, no such opinion is expressed.

We are required to communicate with those charged with governance regarding, among other matters, the planned scope and timing of the audit and any significant deficiencies and material weaknesses in internal control over compliance that we identified during the audit.

## **Other Matters**

The results of our auditing procedures disclosed an instance of noncompliance which is required to be reported in accordance with the Uniform Guidance and which is described in the accompanying schedule of findings and questioned costs as item 2021-003. Our opinion on each major federal program is not modified with respect to this matter.

*Government Auditing Standards* requires the auditor to perform limited procedures on the Parish's response to the noncompliance findings identified in our audit described in the accompanying schedule of findings and questioned costs. The Parish's response was not subjected to the other auditing procedures applied in the audit of compliance and, accordingly, we express no opinion on the response.



## Report on Internal Control over Compliance

A *deficiency in internal control over compliance* exists when the design or operation of a control over compliance does not allow management or employees, in the normal course of performing their assigned functions, to prevent, or detect and correct, noncompliance with a type of compliance requirement of a federal program on a timely basis. A *material weakness in internal control over compliance* is a deficiency, or a combination of deficiencies, in internal control over compliance, such that there is a reasonable possibility that material noncompliance with a type of compliance requirement of a federal program will not be prevented, or detected and corrected, on a timely basis. A *significant deficiency in internal control over compliance* is a deficiency, or a combination of deficiencies, in internal control over compliance with a type of compliance requirement of a federal program that is less severe than a material weakness in internal control over compliance, yet important enough to merit attention by those charged with governance.

Our consideration of internal control over compliance was for the limited purpose described in the Auditors' Responsibilities for the Audit of Compliance section above and was not designed to identify all deficiencies in internal control over compliance that might be material weaknesses or significant deficiencies in internal control over compliance. Given these limitations during our audit, we did not identify any deficiencies in internal control over compliance that we consider to be material weaknesses, as defined above. However, material weaknesses or significant deficiencies in internal control over compliance may exist that have not been identified.

Our audit was not designed for the purpose of expressing an opinion of the effectiveness of internal control over compliance. Accordingly, no such opinion is expressed.

The purpose of this report on internal control over compliance is solely to describe the scope of our testing of internal control over compliance and the results of that testing based on the requirements of the Uniform Guidance. Accordingly, this report is not suitable for any other purpose.

*Postlethwaite & Netterville*

Metairie, Louisiana  
March 31, 2023

**ST. JOHN THE BAPTIST PARISH COUNCIL**  
**LAPLACE, LOUISIANA**  
**SCHEDULE OF EXPENDITURES OF FEDERAL AWARDS**  
**FOR THE YEAR ENDED DECEMBER 31, 2021**

Federal Grantor/Pass-Through Grantor Name/Program Title	Federal Assistance Listing Number	Agency or Pass-Through Entity Identifying Number	Federal Expenditures
<b>CHILD NUTRITION CLUSTER</b>			
UNITED STATES DEPARTMENT OF AGRICULTURE			
Passed through Louisiana Department of Education			
Summer Food Service Program for Children	10.559	None	\$ 201,264
<b>Total Child Nutrition Cluster</b>			<u>201,264</u>
<b>CDBG - DISASTER RECOVERY GRANTS - PUB. L. NO. 113-2 CLUSTER</b>			
UNITED STATES DEPARTMENT OF HOUSING AND URBAN DEVELOPMENT			
Passed through State of Louisiana Office of Community Development			
National Disaster Resilience Competition (CDBG-NDR)	14.272	B-13-DS-22-0002	136,012
<b>Total CDBG - Disaster Recovery Grants - Pub. L. No. 113-2 Cluster</b>			<u>136,012</u>
<b>HIGHWAY PLANNING AND CONSTRUCTION CLUSTER</b>			
UNITED STATES DEPARTMENT OF TRANSPORTATION			
Passed through Louisiana Office of State Parks			
Recreational Trails Program	20.219	H.012243	45,717
Recreational Trails Program	20.219	H.0111845.6	381,208
<b>Total Federal Transit Program Cluster</b>			<u>426,925</u>
<b>CLEAN WATER STATE REVOLVING FUND CLUSTER</b>			
UNITED STATES ENVIRONMENTAL PROTECTION AGENCY			
Passed through State of Louisiana Department Environmental Quality			
Capitalization Grants for Clean Water State Revolving Funds	66.458	Project # 21656-01	218,170
<b>Total Clean Water State Revolving Fund Cluster</b>			<u>218,170</u>
<b>OTHER PROGRAMS</b>			
UNITED STATES DEPARTMENT OF INTERIOR			
Direct Program - GOMESA	15.435	None	235,155
<b>Total United States Department of Interior</b>			<u>235,155</u>
UNITED STATES DEPARTMENT OF TREASURY			
Direct Program - Volunteer Income Tax Assistance (VITA) Matching Grant Program	21.009	None	1,625
Direct Program - Resources and Ecosystems Sustainability, Tourist Opportunities, and Revived Economies of the Gulf Coast States	21.015	None	156,621
<b>Total United States Department of Treasury</b>			<u>158,246</u>
UNITED STATES DEPARTMENT OF HEALTH AND HUMAN SERVICES			
Passed through Louisiana Association of Community Action Partnerships			
Low Income Home Energy Assistance Program	93.568	None	40,613
Passed through State of Louisiana Workforce Commission			
Community Services Block Grant	93.569	2101LACOSR	131,165
<b>Total United States Department of Health and Human Services</b>			<u>171,778</u>
UNITED STATES DEPARTMENT OF HOMELAND SECURITY			
Passed through State of Louisiana Governor's Office of Homeland Security and Emergency Preparedness			
Disaster Grants - Public Assistance (Presidentially Declared Disasters)	97.036	None	7,240,244
Disaster Grants - Public Assistance (Presidentially Declared Disasters)	97.036	None	4,884
Disaster Grants - Public Assistance (Presidentially Declared Disasters)	97.036	FEMA-1786-DR-LA	176,098
Disaster Grants - Public Assistance (Presidentially Declared Disasters)	97.036	None	61,217
Disaster Grants - Public Assistance (Presidentially Declared Disasters)	97.036	B-16DL-0001	19,394
Hazard Mitigation Grant Program	97.039	095-0001	5,625
Hazard Mitigation Grant Program	97.039	HMGP 1792-022-0002	40,103
Hazard Mitigation Performance Grants	97.042	EMT-2020-EP-00001-S01	28,584
Homeland Security Grant Program	97.067	EMW-2019-SS-00014-S01	26,585
<b>Total United States Department of Homeland Security</b>			<u>7,602,734</u>
<b>TOTAL OTHER PROGRAMS</b>			<u>8,167,913</u>
<b>TOTAL FEDERAL ASSISTANCE EXPENDED</b>			<u>\$ 9,150,284</u>

**ST. JOHN THE BAPTIST PARISH COUNCIL  
LAPLACE, LOUISIANA  
NOTES TO THE SCHEDULE OF EXPENDITURES OF FEDERAL AWARDS  
FOR THE YEAR ENDED DECEMBER 31, 2021**

**NOTE A – BASIS OF PRESENTATION**

The accompanying Schedule of Expenditures of Federal Awards (the Schedule) includes the federal grant activity of St. John the Baptist Parish Council (the Parish) under programs of the federal government for the year ended December 31, 2021. The information in this Schedule is presented on the modified accrual basis and in accordance with the requirements of Title 2 U.S. *Code of Federal Regulations* Part 200, *Uniform Administrative Requirements, Cost Principles, and Audit Requirements for Federal Awards* (Uniform Guidance). Because the Schedule presents only a selected portion of the Parish, it is not intended to and does not present the financial position, changes in net assets, or cash flows of the Parish.

**NOTE B – BASIS OF ACCOUNTING**

The accompanying Schedule of Expenditures of Federal Awards is presented using the accrual basis of accounting, in accordance with generally accepted accounting principles, which is described in Note 1 to the Parish’s basic financial statements for the year ended December 31, 2021.

**NOTE C – DE MINIMUS COST RATE**

St. John the Baptist Parish Council did not elect to use the 10 percent de minimus indirect cost rate as allowed under the Uniform Guidance.

**NOTE D – RECONCILIATION TO THE BASIC FINANCIAL STATEMENTS**

Reconciliation of the Schedule of Expenditures of Federal Awards (SEFA) to the Financial Statements

Federal assistance expended as reported of Schedule of Expenditures of Federal Awards	\$ 9,150,284
Less: loan proceeds recorded on Schedule of Expenditures of Federal Awards	
Capitalization Grants for Clean Water State Revolving Funds	(218,170)
Less: differences due to timing of federal receipts for federal expenditures incurred	<u>(1,256,765)</u>
Total federal grants revenues	<u>\$ 7,675,349</u>
Federal grants revenues as reported on:	
All Governmental Fund Types – Statement of Revenues, Expenditures, and Changes in Fund Balances	<u>\$ 7,675,349</u>

**NOTE E – AMOUNTS PASSED THROUGH TO SUBRECIPIENTS**

St. John the Baptist Parish Council did not pass-through Federal funding to subrecipients.

**ST. JOHN THE BAPTIST PARISH COUNCIL  
LAPLACE, LOUISIANA  
SCHEDULE OF FINDINGS AND QUESTIONED COSTS  
FOR THE YEAR ENDED DECEMBER 31, 2021**

**A. Summary of Auditors' Results**

*Financial Statements*

Type of auditors' report issued: *Unmodified*

- Material weakness(es) identified? \_\_\_\_\_ yes        x   no
- Significant deficiencies identified that are not considered to be material weaknesses? \_\_\_\_\_   x   yes      \_\_\_\_\_ none reported

Noncompliance material to financial statements noted? \_\_\_\_\_   x   yes      \_\_\_\_\_ no

*Federal Awards*

Internal control over major programs:

- Material weakness(es) identified? \_\_\_\_\_ yes        x   no
- Significant deficiencies identified that are not considered to be material weaknesses? \_\_\_\_\_ yes        x   none reported

Type of auditors' report issued on compliance for major programs: *Unmodified*

Any audit findings disclosed that are required to be reported in accordance with 2 CFR §200.516(a)? \_\_\_\_\_   x   yes      \_\_\_\_\_ no

Identification of major programs:

<u>Name of Federal Program or Cluster</u>	<u>Federal Assistance Listing Number</u>
Disaster Grants – Public Assistance (Presidentially Declared Disaster)	97.036

- The threshold for distinguishing types A & B programs was program expenditures exceeding \$750,000.
- The St. John the Baptist Parish Council did not qualify as a low-risk auditee.

**ST. JOHN THE BAPTIST PARISH COUNCIL  
LAPLACE, LOUISIANA  
SCHEDULE OF FINDINGS AND QUESTIONED COSTS  
FOR THE YEAR ENDED DECEMBER 31, 2021**

**B. Findings – Financial Statement Audit**

**2021-001 Local Government Budget Act**

*Criteria:* Louisiana Revised Statute 38:1311 requires the governmental entity to revise its budget when total revenues or expenditures and other sources or uses plus projected revenues or expenditures and other sources or uses for the remainder of the year, within a fund, are failing to meet total budgeted revenues or expenditures and other sources or uses unfavorably by five percent or more.

Louisiana Revised Statute 39:1305 requires governments to prepare and adopt a comprehensive budget presenting a complete financial plan each fiscal year for the General Fund and each Special Revenue Fund.

*Condition:* Based on the last budget adopted by the Parish prior to the end of its fiscal year, the General Fund, Road and Bridges Fund, and Levee Protection Fund had unfavorable budget variations.

The Parish did not prepare and adopt a comprehensive budget for the Hurricane IDA Fund and the American Recovery Plan Fund, which are special revenue funds.

*Cause:* Based upon prior practice, the Parish adopted its final amended budget after the fiscal year end which adjusted for the unfavorable variances.

The Parish may not be aware that the budget law requirement was applicable to the fund.

*Effect:* The Parish is not in compliance with the requirements of the Local Government Budget Act.

*Recommendation:* We recommend that the Parish begin to adopt budget amendments for any funds with unfavorable variances of 5% or more prior to the end of the fiscal year.

The Parish should prepare and adopt a budget for the Hurricane IDA Fund and the American Recovery Plan Fund in accordance with the statute.

*View of Responsible Official:* Management believes that this finding is this audit firm's interpretation of the Louisiana Revised Statute as there are no written laws setting out when you have to amend the final budget. Additionally, the Parish has remained consistent with their budget adoption practices over the past fifteen (15) plus years and multiple auditing firms during those years have approved the Parish's practice of adopting final budgeted figures shortly after the calendar year had closed. Management is of the belief that the Parish's usual and customary modus operandi was acting in accordance with the Parish's Home Rule Charter, which does allow budget amendments to occur after the calendar year end. Accordingly, the customary year end budget after the close of the year had been prepared and adopted, which had brought all budgeted funds within the 5% threshold.

Of note, due to Hurricane Ida and the amount of time the Parish was closed and Parish employees were displaced, Management would have been unable to prepare any such amendments prior to the end of the calendar year. Additionally, as this finding was not provided to the Parish until after the close of the 2022 year, the Parish was unable to rectify this situation for 2022. Going forward, the Parish will amend the budget prior to the close of the year.



**ST. JOHN THE BAPTIST PARISH COUNCIL  
LAPLACE, LOUISIANA  
SCHEDULE OF FINDINGS AND QUESTIONED COSTS  
FOR THE YEAR ENDED DECEMBER 31, 2021**

**B. Findings – Financial Statement Audit (continued)**

**2021-002 Property, Plant, and Equipment**

*Criteria:* A strong control environment should ensure that the Parish maintains accurate records of property, plant, and equipment, which reflect assets acquired and disposed of and the cost of these items.

*Condition:* The property, plant, and equipment records were not properly reconciled to the general ledger accounts.

*Cause:* The Parish underwent a property, plant, and equipment software conversion during the year. After the conversion was completed, the Parish had difficulty reconciling the property, plant, and equipment records to the general ledger accounts.

*Effect:* The subsidiary ledger did not reconcile to the general ledger as a result of the conversion, which led to significant modifications by management to the property, plant and equipment schedules initially provided during the audit.

*Recommendation:* The process for recording property and equipment should be enhanced to ensure that all capital assets are timely reconciled to the property and equipment records.

*View of Responsible Official:* Management concurs with this finding as the Parish had brought forth the reconciliation differences during the course of their annual procedures. Through training, the Parish has learned how to better utilize and identify fixed assets as the requisition level and will maintain the fixed asset subsidiary ledger throughout the year.

**C. Findings – Federal Award Programs**

**2021-003 Timely Filing of the Federal Data Collection Form**

*Criteria:* The Office of Management and Budget (OMB) designated the Census Bureau as the National Clearinghouse (or Federal Audit Clearinghouse (FAC) for the receipt of Single Audit Reports from state and local governments (later to include nonprofit organizations). In this capacity, the Census Bureau serves as the central collection point and repository for audit reports prepared and submitted under provisions of the Single Audit Act of 1984 (amended in 1996), and Uniform Guidance. States, local governments, Indian Tribes or Tribal Organizations, institutions of higher education (IHEs), and nonprofit organizations that annually expend \$750,000 or more in federal awards must perform a Single Audit and complete Form SFSAC for every fiscal period during which they meet the reporting dollar threshold. The central collection point for single audit reports is the Federal Audit Clearing House Internet Data Entry System (IDES) website. Without any waivers, the report is due no later than nine months after an entity's year end.

*Condition:* The single audit report with the Federal Audit Clearing House was not submitted in the timeline established by regulation.

**ST. JOHN THE BAPTIST PARISH COUNCIL  
LAPLACE, LOUISIANA  
SCHEDULE OF FINDINGS AND QUESTIONED COSTS  
FOR THE YEAR ENDED DECEMBER 31, 2021**

**C. Findings – Federal Award Programs (continued)**

**2021-003 Timely Filing of the Federal Data Collection Form (continued)**

*Cause:* The Parish was severely impacted by Hurricane Ida on August 29, 2021. The Parish has been focused on recovery efforts. There was significant turnover in the Parish’s finance department caused by hurricane recovery efforts. As a result of staffing challenges experienced nationally, the auditor has been significantly impacted by staffing turnover.

*Effect:* The lack of timely filing may result in delays or denial of federal grant assistance.

*Recommendation:* The federal data collection form should be filed timely.

*View of Responsible Official:* Management is aware of the annual filing requirement of the Federal Data Collection Form. Louisiana Legislative Auditor had approved multiple extensions due to Hurricane Ida recovery efforts and staff shortages. Due to these circumstances the audit could not be completed within the 9-month allocation provided by the Federal Audit Clearinghouse.

The Parish recognizes that the audit must be completed and submitted to the FAC within 9 months of the year ending.

**ST. JOHN THE BAPTIST PARISH COUNCIL  
LAPLACE, LOUISIANA  
SUMMARY SCHEDULE OF PRIOR AUDIT FINDINGS  
For the Year Ended December 31, 2021**

**A. Findings – Financial Statement Audit**

None.

**B. Findings – Compliance with Laws and Regulations**

None.

**C. Findings and Questioned Costs – Major Federal Award Programs Audit**

None.

---

**ST. JOHN THE BAPTIST PARISH COUNCIL**

**REPORT ON STATEWIDE**  
**AGREED-UPON PROCEDURES on COMPLIANCE and CONTROL**  
**AREAS**

**FOR THE YEAR ENDED DECEMBER 31, 2021**

---

## **TABLE OF CONTENTS**

	<u>Page</u>
Independent Accountants' Report on Applying Agreed-Upon Procedures	1 – 14
Management's Response and Corrective Action Plan	15

## INDEPENDENT ACCOUNTANTS' REPORT ON APPLYING AGREED-UPON PROCEDURES

To the Members of the  
St. John the Baptist Parish Council and the  
Louisiana Legislative Auditor:

We have performed the procedures enumerated on the control and compliance (C/C) areas identified in the Louisiana Legislative Auditor's (LLA's) Statewide Agreed-Upon Procedures (SAUPs) for the fiscal period January 1, 2021 through December 31, 2021. St. John the Baptist Parish Council's (the Entity) management is responsible for those C/C areas identified in the SAUPs.

The Entity has agreed to and acknowledged that the procedures performed are appropriate to meet the intended purpose of the engagement, which is to perform specified procedures on the C/C areas identified in LLA's SAUPs for the fiscal period January 1, 2021 through December 31, 2021. Additionally, LLA has agreed to and acknowledged that the procedures performed are appropriate for its purposes. This report may not be suitable for any other purpose. The procedures performed may not address all the items of interest to a user of this report and may not meet the needs of all users of this report and, as such, users are responsible for determining whether the procedures performed are appropriate for their purposes.

The procedures performed and the results thereof are set forth below. The procedure is stated first, followed by the results of the procedure presented in italics. If the item being subjected to the procedures is positively identified or present, then the results will read "*no exception noted*" or for step 25 "*we performed the procedure and discussed the results with management*". If not, then a description of the exception ensues.

### ***A - Written Policies and Procedures***

---

1. Obtain and inspect the entity's written policies and procedures and observe that they address each of the following categories and subcategories (if applicable to public funds and the entity's operations):

a) ***Budgeting***, including preparing, adopting, monitoring, and amending the budget.

*No exceptions noted.*

b) ***Purchasing***, including (1) how purchases are initiated; (2) how vendors are added to the vendor list; (3) the preparation and approval process of purchase requisitions and purchase orders; (4) controls to ensure compliance with the Public Bid Law; and (5) documentation required to be maintained for all bids and price quotes.

*No exceptions noted.*

c) ***Disbursements***, including processing, reviewing, and approving

*No exceptions noted.*

- d) **Receipts/Collections**, including receiving, recording, and preparing deposits. Also, policies and procedures should include management's actions to determine the completeness of all collections for each type of revenue or agency fund additions (e.g., periodic confirmation with outside parties, reconciliation to utility billing after cutoff procedures, reconciliation of traffic ticket number sequences, agency fund forfeiture monies confirmation).

*No exceptions noted.*

- e) **Payroll/Personnel**, including (1) payroll processing, (2) reviewing and approving time and attendance records, including leave and overtime worked, and (3) approval process for employee(s) rate of pay or approval and maintenance of pay rate schedules.

*No exceptions noted.*

- f) **Contracting**, including (1) types of services requiring written contracts, (2) standard terms and conditions, (3) legal review, (4) approval process, and (5) monitoring process.

*No exceptions noted.*

- g) **Credit Cards (and debit cards, fuel cards, P-Cards, if applicable)**, including (1) how cards are to be controlled, (2) allowable business uses, (3) documentation requirements, (4) required approvers of statements, and (5) monitoring card usage (e.g., determining the reasonableness of fuel card purchases).

*No exceptions noted.*

- h) **Travel and expense reimbursement**, including (1) allowable expenses, (2) dollar thresholds by category of expense, (3) documentation requirements, and (4) required approvers.

*No exceptions noted.*

- i) **Ethics**, including (1) the prohibitions as defined in Louisiana Revised Statute (R.S.) 42:1111-1121, (2) actions to be taken if an ethics violation takes place, (3) system to monitor possible ethics violations, and (4) a requirement that documentation is maintained to demonstrate that all employees and officials were notified of any changes to the entity's ethics policy.

*No exceptions noted.*

- j) **Debt Service**, including (1) debt issuance approval, (2) continuing disclosure/EMMA reporting requirements, (3) debt reserve requirements, and (4) debt service requirements.

*No exceptions noted.*

- k) **Information Technology Disaster Recovery/Business Continuity**, including (1) identification of critical data and frequency of data backups, (2) storage of backups in a separate physical location isolated from the network, (3) periodic testing/verification that backups can be restored, (4) use of antivirus software on all systems, (5) timely application of all available system and software patches/updates, and (6) identification of personnel, processes, and tools needed to recover operations after a critical event.

*No exceptions noted.*

- l) **Sexual Harassment**, including R.S. 42:342-344 requirements for (1) agency responsibilities and prohibitions, (2) annual employee training, and (3) annual reporting.

*No exceptions noted.*

### ***B - Board or Finance Committee***

---

2. Obtain and inspect the board/finance committee minutes for the fiscal period, as well as the board's enabling legislation, charter, bylaws, or equivalent document in effect during the fiscal period, and:

- a) Observe that the board/finance committee met with a quorum at least monthly, or on a frequency in accordance with the board's enabling legislation, charter, bylaws, or other equivalent document.

*No exception noted.*

- b) For those entities reporting on the governmental accounting model, observe whether the minutes referenced or included monthly budget-to-actual comparisons on the general fund, quarterly budget-to-actual, at a minimum, on proprietary funds, and semi-annual budget-to-actual, at a minimum, on all special revenue funds. *Alternately, for those entities reporting on the nonprofit accounting model, observe that the minutes referenced or included financial activity relating to public funds if those public funds comprised more than 10% of the entity's collections during the fiscal period.*

*No exception noted.*

- c) For governmental entities, obtain the prior year audit report and observe the unassigned fund balance in the general fund. If the general fund had a negative ending unassigned fund balance in the prior year audit report, observe that the minutes for at least one meeting during the fiscal period referenced or included a formal plan to eliminate the negative unassigned fund balance in the general fund.

*No exception noted.*



### ***C - Bank Reconciliations***

---

3. Obtain a listing of entity bank accounts for the fiscal period from management and management's representation that the listing is complete. Ask management to identify the entity's main operating account. Select the entity's main operating account and randomly select 4 additional accounts (or all accounts if less than 5). Randomly select one month from the fiscal period, obtain and inspect the corresponding bank statement and reconciliation for each selected account, and observe that:

*A listing of bank accounts was provided and included a total of 58 bank accounts. Management identified the entity's main operating account. No exceptions were noted as a result of performing this procedure.*

*From the listing provided, we selected 5 bank accounts (1 main operating and 4 randomly) and obtained the bank reconciliations for various months, resulting in 5 bank reconciliations obtained and subjected to the below procedures.*

- a) Bank reconciliations include evidence that they were prepared within 2 months of the related statement closing date (e.g., initialed and dated, electronically logged);

*Of the 5 bank reconciliations obtained, 5 were not prepared within 2 months of the statement closing date.*

- b) Bank reconciliations include evidence that a member of management/board member who does not handle cash, post ledgers, or issue checks has reviewed each bank reconciliation (e.g., initialed and dated, electronically logged); and

*No exception noted.*

- c) Management has documentation reflecting that it has researched reconciling items that have been outstanding for more than 12 months from the statement closing date, if applicable.

*Of the 5 bank accounts selected, 1 bank reconciliation had reconciling items that have been outstanding for more than 12 months. There was no documentation evidencing that these reconciling items were researched for proper disposition.*

### ***D - Collections (excluding electronic funds transfers)***

---

4. Obtain a listing of deposit sites for the fiscal period where deposits for cash/checks/money orders (cash) are prepared and management's representation that the listing is complete. Randomly select 5 deposit sites (or all deposit sites if less than 5).

*A listing of deposit sites was provided and included a total of 2 deposit sites. No exceptions were noted as a result of performing this procedure.*

*From the listing provided, we selected the 2 deposit sites and performed the procedures below.*

5. For each deposit site selected, obtain a listing of collection locations and management's representation that the listing is complete. Randomly select one collection location for each deposit site (i.e. 5 collection locations for 5 deposit sites), obtain and inspect written policies and procedures relating to employee job duties (if no written policies or procedures, inquire of employees about their job duties) at each collection location, and observe that job duties are properly segregated at each collection location such that:

*A listing of collection locations for each deposit site selected in procedure #4 was provided and included a total of 2 collection locations. No exceptions were noted as a result of performing this procedure.*

*From each of the listings provided, we randomly selected one collection location for each deposit site. Review of the Entity's written policies and procedures or inquiry with employee(s) regarding job duties was performed in order to perform the procedures below.*

- a) Employees that are responsible for cash collections do not share cash drawers/registers.

*No exception noted.*

- b) Each employee responsible for collecting cash is not responsible for preparing/making bank deposits, unless another employee/official is responsible for reconciling collection documentation (e.g. pre-numbered receipts) to the deposit.

*No exception noted.*

- c) Each employee responsible for collecting cash is not responsible for posting collection entries to the general ledger or subsidiary ledgers, unless another employee/official is responsible for reconciling ledger postings to each other and to the deposit.

*No exception noted.*

- d) The employee(s) responsible for reconciling cash collections to the general ledger and/or subsidiary ledgers, by revenue source and/or agency fund additions are not responsible for collecting cash, unless another employee verifies the reconciliation.

*No exception noted.*

6. Obtain from management a copy of the bond or insurance policy for theft covering all employees who have access to cash. Observe the bond or insurance policy for theft was enforced during the fiscal period.

*No exception noted.*

7. Randomly select two deposit dates for each of the 5 bank accounts selected for procedure #3 under “Bank Reconciliations” above (select the next deposit date chronologically if no deposits were made on the dates randomly selected and randomly select a deposit if multiple deposits are made on the same day). *Alternately, the practitioner may use a source document other than bank statements when selecting the deposit dates for testing, such as a cash collection log, daily revenue report, receipt book, etc.* Obtain supporting documentation for each of the 10 deposits and:

*We randomly selected two deposit dates for each of the 5 bank accounts selected in procedure #3. We obtained supporting documentation for each of the 10 deposits and performed the procedures below.*

- a) Observe that receipts are sequentially pre-numbered.

*No exception noted.*

- b) Trace sequentially pre-numbered receipts, system reports, and other related collection documentation to the deposit slip.

*No exception noted.*

- c) Trace the deposit slip total to the actual deposit per the bank statement.

*No exceptions noted.*

- d) Observe the deposit was made within one business day of receipt at the collection location (within one week if the depository is more than 10 miles from the collection location or the deposit is less than \$100 and the cash is stored securely in a locked safe or drawer).

*No exceptions noted.*

- e) Trace the actual deposit per the bank statement to the general ledger.

*No exceptions noted.*

***E - Non-payroll Disbursements (excluding card purchases/payments, travel reimbursements, and petty cash purchases)***

---

8. Obtain a listing of locations that process payments for the fiscal period and management’s representation that the listing is complete. Randomly select 5 locations (or all locations if less than 5).

*The listing of locations that process payments for the fiscal period was provided. No exceptions were noted as a result of performing this procedure.*

*From the listing provided, there were 3 locations identified. We selected the 3 identified locations and performed the procedures below.*

9. For each location selected under #8 above, obtain a listing of those employees involved with non-payroll purchasing and payment functions. Obtain written policies and procedures relating to employee job duties (if the agency has no written policies and procedures, inquire of employees about their job duties), and observe that job duties are properly segregated such that:

*The listing of employees involved with non-payroll purchasing and payment functions for each payment processing location selected in procedure #8 was provided. No exceptions were noted as a result of performing this procedure.*

*Review of the Entity's written policies and procedures or inquiry with employee(s) regarding job duties was performed in order to perform the procedures below.*

- a) At least two employees are involved in initiating a purchase request, approving a purchase, and placing an order/making the purchase.

*No exception noted.*

- b) At least two employees are involved in processing and approving payments to vendors.

*No exceptions noted.*

- c) The employee responsible for processing payments is prohibited from adding/modifying vendor files, unless another employee is responsible for periodically reviewing changes to vendor files.

*No exception noted.*

- d) Either the employee/official responsible for signing checks mails the payment or gives the signed checks to an employee to mail who is not responsible for processing payments.

*No exceptions noted.*

10. For each location selected under #8 above, obtain the entity's non-payroll disbursement transaction population (excluding cards and travel reimbursements) and obtain management's representation that the population is complete. Randomly select 5 disbursements for each location, obtain supporting documentation for each transaction and:

*A listing of non-payroll disbursements for each payment processing location selected in procedures #8 was provided related to the reporting period. No exceptions were noted as a result of performing this procedure.*

*From each of the listings provided, we randomly selected 5 disbursements and performed the procedures below.*

- a) Observe that the disbursement matched the related original itemized invoice, and that supporting documentation indicates that deliverables included on the invoice were received by the entity.

*No exceptions noted.*

- b) Observe that the disbursement documentation included evidence (e.g., initial/date, electronic logging) of segregation of duties tested under #9, as applicable.

*No exception noted.*

#### ***F - Credit Cards/Debit Cards/Fuel Cards/P-Cards***

---

- 11. Obtain from management a listing of all active credit cards, bank debit cards, fuel cards, and P-cards (cards) for the fiscal period, including the card numbers and the names of the persons who maintained possession of the cards. Obtain management's representation that the listing is complete.

*No exception noted.*

- 12. Using the listing prepared by management, randomly select 5 cards (or all cards if less than 5) that were used during the fiscal period. Randomly select one monthly statement or combined statement for each card (for a debit card, randomly select one monthly bank statement), obtain supporting documentation, and:

*From the listing provided, we randomly selected 5 cards (3 credit cards and 2 fuel cards) used in the fiscal period. We randomly selected one monthly statement for each of the 5 cards selected and performed the procedures noted below.*

- a) Observe that there is evidence that the monthly statement or combined statement and supporting documentation (e.g., original receipts for credit/debit card purchases, exception reports for excessive fuel card usage) was reviewed and approved, in writing, by someone other than the authorized card holder. [Note: Requiring such approval may constrain the legal authority of certain public officials (e.g., mayor of a Lawrason Act municipality); these instances should not be reported.]]

*No exceptions noted.*

- b) Observe that finance charges and late fees were not assessed on the selected statements.

*No exceptions noted.*

- 13. Using the monthly statements or combined statements selected under #12 above, excluding fuel cards, randomly select 10 transactions (or all transactions if less than 10) from each statement, and obtain supporting documentation for the transactions (i.e., each card should have 10 transactions subject to testing). For each transaction, observe it is supported by (1) an original itemized receipt that identifies precisely what was purchased, (2) written documentation of the business/public purpose, and (3) documentation of the individuals participating in meals (for meal charges only). For missing receipts, the practitioner should describe the nature of the transaction and note whether management had a compensating control to address missing receipts, such as a "missing receipt statement" that is subject to increased scrutiny.

*We randomly selected 10 transactions for the 3 credit cards in procedure #12 (2 fuel cards excluded) and performed the specified procedures. No exceptions noted.*

***G - Travel and Travel-Related Expense Reimbursements (excluding card transactions)***

---

14. Obtain from management a listing of all travel and travel-related expense reimbursements during the fiscal period and management's representation that the listing or general ledger is complete. Randomly select 5 reimbursements, obtain the related expense reimbursement forms/prepaid expense documentation of each selected reimbursement, as well as the supporting documentation. For each of the 5 reimbursements selected:

*The listing of travel and travel-related expense reimbursements was provided for the fiscal period. No exceptions were noted as a result of performing this procedure.*

*From the listing provided, we randomly selected 5 reimbursements and performed the procedures below.*

- a) If reimbursed using a per diem, agree the reimbursement rate to those rates established either by the State of Louisiana or the U.S. General Services Administration ([www.gsa.gov](http://www.gsa.gov)).

*Of the 5 reimbursements selected for our procedures, 2 used a per diem. No exceptions noted.*

- b) If reimbursed using actual costs, observe that the reimbursement is supported by an original itemized receipt that identifies precisely what was purchased.

*No exceptions noted.*

- c) Observe that each reimbursement is supported by documentation of the business/public purpose (for meal charges, observe that the documentation includes the names of those individuals participating) and other documentation required by written policy (procedure #1h).

*No exceptions noted.*

- d) Observe that each reimbursement was reviewed and approved, in writing, by someone other than the person receiving reimbursement.

*No exceptions noted.*

***H - Contracts***

---

15. Obtain from management a listing of all agreements/contracts for professional services, materials and supplies, leases, and construction activities that were initiated or renewed during the fiscal period. *Alternately, the practitioner may use an equivalent selection source, such as an active vendor list.* Obtain management's representation that the listing is complete. Randomly select 5 contracts (or all contracts if less than 5) from the listing, excluding the practitioner's contract, and:

*An active vendor list for the fiscal period was provided. No exceptions were noted as a result of performing this procedure.*

*From the listing provided, we randomly selected 5 contracts and performed the procedures below.*

- a) Observe that the contract was bid in accordance with the Louisiana Public Bid Law (e.g., solicited quotes or bids, advertised), if required by law.

*No exceptions noted.*

- b) Observe that the contract was approved by the governing body/board, if required by policy or law (e.g. Lawrason Act, Home Rule Charter).

*No exceptions noted.*

- c) If the contract was amended (e.g., change order), observe the original contract terms provided for such an amendment and that amendments were made in compliance with the contract terms (e.g., if approval is required for any amendment, was approval documented).

*No exceptions noted.*

- d) Randomly select one payment from the fiscal period for each of the 5 contracts, obtain the supporting invoice, agree the invoice to the contract terms, and observe that the invoice and related payment agreed to the terms and conditions of the contract.

*We randomly selected 1 payment for the 5 contracts selected in procedure #15 and performed the specified procedures. No exceptions noted.*

## ***I - Payroll and Personnel***

---

16. Obtain a listing of employees/elected officials employed during the fiscal period and management's representation that the listing is complete. Randomly select 5 employees/officials, obtain related paid salaries and personnel files, and agree paid salaries to authorized salaries/pay rates in the personnel files.

*A listing of employees/elected officials employed during the fiscal year was provided. No exceptions were noted as a result of performing this procedure.*

*From the listing provided, we randomly selected 5 employees/officials and performed the specified procedures. No exceptions noted.*

17. Randomly select one pay period during the fiscal period. For the 5 employees/officials selected under #16 above, obtain attendance records and leave documentation for the pay period, and:

*We randomly selected 1 pay period during the fiscal period and performed the procedures below for the 5 employees/officials selected in procedure #16.*

- a) Observe that all selected employees/officials documented their daily attendance and leave (e.g., vacation, sick, compensatory). (Note: Generally, an elected official is not eligible to earn leave and does not document his/her attendance and leave. However, if the elected official is earning leave according to policy and/or contract, the official should document his/her daily attendance and leave.).

*No exceptions noted.*

- b) Observe that supervisors approved the attendance and leave of the selected employees or officials.

*No exceptions noted.*

- c) Observe that any leave accrued or taken during the pay period is reflected in the entity's cumulative leave records.

*No exceptions noted.*

- d) Observe the rate paid to the employees or officials agree to the authorized salary/pay rate found within the personnel file.

*No exceptions noted.*

18. Obtain a listing of those employees or officials that received termination payments during the fiscal period and management's representation that the list is complete. Randomly select two employees or officials, obtain related documentation of the hours and pay rates used in management's termination payment calculations and the entity's policy on termination payments. Agree the hours to the employee or officials' cumulative leave records, agree the pay rates to the employee or officials' authorized pay rates in the employee or officials' personnel files, and agree the termination payment to entity policy.

*A listing of employees/officials receiving termination payments during the fiscal period was provided. No exceptions were noted as a result of performing this procedure.*

*From the listing provided, we randomly selected 2 employees/officials and performed the specified procedures. No exceptions were noted as a result of performing this procedure.*

19. Obtain management's representation that employer and employee portions of third-party payroll related amounts (e.g., payroll taxes, retirement contributions, health insurance premiums, garnishments, workers' compensation premiums, etc.) have been paid, and any associated forms have been filed, by required deadlines.

*No exceptions noted.*

### ***J - Ethics***

---

20. Using the 5 randomly selected employees/officials from procedure #16 under "Payroll and Personnel" above obtain ethics documentation from management, and:

- a) Observe that the documentation demonstrates each employee/official completed one hour of ethics training during the fiscal period.

*No exceptions noted.*

- b) Observe whether the entity maintains documentation which demonstrates each employee and official were notified of any changes to the entity's ethics policy during the fiscal period, as applicable.

*The entity did not have any changes to the ethics policy, so this step is not applicable.*



### ***K - Debt Service***

---

21. Obtain a listing of bonds/notes issued during the fiscal period and management's representation that the listing is complete. Select all bonds/notes on the listing, obtain supporting documentation, and observe that State Bond Commission approval was obtained for each bond/note issued.

*No exceptions noted*

22. Obtain a listing of bonds/notes outstanding at the end of the fiscal period and management's representation that the listing is complete. Randomly select one bond/note, inspect debt covenants, obtain supporting documentation for the reserve balance and payments, and agree actual reserve balances and payments to those required by debt covenants (including contingency funds, short-lived asset funds, or other funds required by the debt covenants).

*A listing of bonds/notes outstanding at the end of the fiscal period was provided. No exceptions were noted as a result of performing this procedure.*

*From the listing provided, we randomly selected 1 bond/note and performed the specified procedures. No exceptions noted.*

### ***L - Fraud Notice***

---

23. Obtain a listing of misappropriations of public funds and assets during the fiscal period and management's representation that the listing is complete. Select all misappropriations on the listing, obtain supporting documentation, and observe that the entity reported the misappropriation(s) to the legislative auditor and the district attorney of the parish in which the entity is domiciled.

*Management communicated that there were no misappropriations of public funds and assets during the fiscal period. No exceptions were noted as a result of performing this procedure.*

24. Observe that the entity has posted on its premises and website, the notice required by R.S. 24:523.1 concerning the reporting of misappropriation, fraud, waste, or abuse of public funds.

*No exceptions noted.*

### ***M - Information Technology Disaster Recovery/Business Continuity***

---

25. Perform the following procedures, **verbally discuss the results with management, and report "We performed the procedure and discussed the results with management."**

- a) Obtain and inspect the entity's most recent documentation that it has backed up its critical data (if no written documentation, inquire of personnel responsible for backing up critical data) and observe that such backup occurred within the past week. If backups are stored on a physical medium (e.g., tapes, CDs), observe evidence that backups are encrypted before being transported.

*We performed the procedure and discussed the results with management.*

- b) Obtain and inspect the entity's most recent documentation that it has tested/verified that its backups can be restored (if no written documentation, inquire of personnel responsible for testing/verifying backup restoration) and observe evidence that the test/verification was successfully performed within the past 3 months.

*We performed the procedure and discussed the results with management.*

- c) Obtain a listing of the entity's computers currently in use and their related locations, and management's representation that the listing is complete. Randomly select 5 computers and observe while management demonstrates that the selected computers have current and active antivirus software and that the operating system and accounting system software in use are currently supported by the vendor.

*We performed the procedure and discussed the results with management.*

### ***N - Sexual Harassment***

---

26. Using the 5 randomly selected employees/officials from procedure #16 under "Payroll and Personnel" above, obtain sexual harassment training documentation from management, and observe the documentation demonstrates each employee/official completed at least one hour of sexual harassment training during the calendar year.

*No exceptions noted.*

27. Observe the entity has posted its sexual harassment policy and complaint procedure on its website (or in a conspicuous location on the entity's premises if the entity does not have a website).

*No exceptions noted.*

28. Obtain the entity's annual sexual harassment report for the current fiscal period, observe that the report was dated on or before February 1, and observe it includes the applicable requirements of R.S. 42:344:

- a) Number and percentage of public servants in the agency who have completed the training requirements;

*No exceptions noted.*

- b) Number of sexual harassment complaints received by the agency;

*No exceptions noted.*

- c) Number of complaints which resulted in a finding that sexual harassment occurred;

*No exceptions noted.*

- d) Number of complaints in which the finding of sexual harassment resulted in discipline or corrective action; and

*No exceptions noted.*

- e) Amount of time it took to resolve each complaint.

*No exceptions noted.*



We were engaged by the Entity to perform this agreed-upon procedures engagement and conducted our engagement in accordance with attestation standards established by the American Institute of Certified Public Accountants and applicable standards of *Government Auditing Standards*. We were not engaged to and did not conduct an examination or review engagement, the objective of which would be the expression of an opinion or conclusion, respectively, on those C/C areas identified in the SAUPs. Accordingly, we do not express such an opinion or conclusion. Had we performed additional procedures, other matters might have come to our attention that would have been reported to you.

We are required to be independent of the Entity and to meet our other ethical responsibilities, in accordance with the relevant ethical requirements related to our agreed-upon procedures engagement.

This report is intended solely to describe the scope of testing performed on those C/C areas identified in the SAUPs, and the result of that testing, and not to provide an opinion on control or compliance. Accordingly, this report is not suitable for any other purpose. Under Louisiana Revised Statute 24:513, this report is distributed by the LLA as a public document.

*Postlethwaite & Netterville*

Metairie, Louisiana  
March 31, 2023



## **ST. JOHN THE BAPTIST PARISH**

*From the Office of Chief Financial Officer Robert Figuero, Jr.*

February 6, 2023

Louisiana Legislative Auditor  
1600 North 3<sup>rd</sup> Street  
P.O. Box 94397  
Baton Rouge, LA 70804-9397

And

Postlethwaite & Netterville  
One Galleria Boulevard  
Suite 2100  
Metairie, LA 70001

**RE: Management's Response to Statewide Agreed-Upon Procedures  
For the Year Ending December 31, 2021  
St. John the Baptist Parish Council**

Dear Sirs:

Following is Management's responses to exceptions noted in the Statewide Agreed-Upon Procedures for the year ending December 31, 2021.

**Bank Reconciliations - C3a – Bank reconciliations not being prepared within 2 months**

**Management's Response:**

Mid-2021 the Finance Department switched from a manual bank reconciliation process to a computerized one which ties in to the Parish's general ledger system. As part of this implementation, all reconciliations for the past 3 years as well as the current ones performed in 2021 had to be recreated in the computer software. This, along with the lingering effects of Hurricane Ida which caused the Parish to be closed for an extended period, as well as employees taking leaves of absences to rebuild their homes, compounded the time needed to complete the conversion and return to normal operations within Finance. Due to these circumstances, not all fund's current bank statements were able to be reconciled within the 2 month time frame as required and previously maintained. Mitigating controls during this time included the CFO opening and reviewing the bank statements looking for anomalies. Our staff has been working diligently and we anticipate the return to policy as soon as possible.

**Bank Reconciliations - C3c – Outstanding items greater than 12 months**

**Management's Response:**

As stated above, the Finance Department had focused on the conversion from a manual to a computerized bank reconciliation process, which was extremely labor intensive and caused some smaller items that would normally be addressed to be postponed. Effects from Hurricane Ida which resulted in the closure of the Parish as well as employee absences were a contributing factor. Our staff has been working diligently and we anticipate the return to policy as soon as possible.

Sincerely,

A handwritten signature in blue ink, appearing to read "R. Figuero, Jr.", is positioned above the typed name.

Robert Figuero, Jr.  
Chief Financial Officer

**ST. JOHN THE BAPTIST PARISH COUNCIL**

**REPORT TO MANAGEMENT**

**DECEMBER 31, 2021**

ST. JOHN THE BAPTIST PARISH COUNCIL

REPORT TO MANAGEMENT

DECEMBER 31, 2021

March 31, 2023

The Honorable President  
and Members of the Council  
St. John the Baptist Parish Council  
LaPlace, Louisiana

In planning and performing our audit of the financial statements of the St. John the Baptist Parish Council (the “Parish”) for the year ended December 31, 2021, we considered the Parish’s internal controls and compliance with laws and regulations having a material effect on financial reporting in order to determine our auditing procedures for the purpose of expressing an opinion on the financial statements and not to provide assurance on the internal control structure or on compliance.

However, during our audit, we became aware of the following matters that are opportunities for improving financial reporting, refining policies and procedures, and enhancing compliance with laws and regulations. The following paragraphs summarize our comments and suggestions regarding those matters. This letter does not affect our report dated March 31, 2023 on the financial statements of the Parish.

**2021-1**                      **Cybersecurity Training**

Condition:                      During our review of the Information Technology (“IT”) program and related controls, it was represented that the Parish does not currently provide or require any regular employee training for cybersecurity such as phishing, encryption, data security, etc. In the current IT environment facing entities, best practices indicate that initial and recurring training should be performed in order to educate employees as to the IT related risks and steps they can implement to protect the Parish from cybersecurity attacks.

Recommendation:                      We recommend that the Parish implement policies and procedures to provide for appropriate employee training to address cybersecurity risks.

Management’s

Response:                      *The Parish is in the process of implementing the state of Louisiana’s cybersecurity training and this training will become a part of the annual employee training.*

**2021-2**                      **Inventory Counts and Nature of Items Included in Inventory**

Condition:                      During our consideration of inventory which included a scan of the inventory listing, it was noted that there are supply items included in the inventory list for tracking purposes, but which are typically expensed as purchased. Additionally, it was noted that, as a result of the impacts of Hurricane Ida, no inventory count was able to be performed during 2021. This resulted in a difference between the balance on inventory listing and the balance recorded.



**2021-2**                      **Inventory Counts and Nature of Items Included in Inventory** (continued)

Recommendation:                      We recommend that the Parish expense normal supply items and develop other systems to track the stock levels, if needed. Additionally, we recommend that the Parish return to regular inventory count procedures going forward and that as part of this process, regular reconciliations are performed between the inventory listings and the amount recorded on the trial balance.

Management's Response:                      *Management will review the Parish's methodology of tracking supply items through the inventory system to determine the best and most cost-effective way to track these items.*

*Historically, the Parish had performed an annual inventory count at the end of the year. Due to Hurricane Ida and the amount of time the Parish was closed, Parish employees being displaced, and then handling the aftermath of the hurricane, the Parish was unable to perform its regularly scheduled inventory count. Accordingly, the Parish has implemented quarterly counts in 2022 as a mitigating factor from this occurring in future years.*

**2021-3**                      **Theft of Public Assets**

Condition:                      Louisiana Revised Statute 14:67 defines theft as the misappropriation or taking anything of economic value which belongs to another, either without the consent of the other to the misappropriation or taking, or by means of fraudulent conduct, practices, or representations. Instances of misappropriation were identified by Parish staff and are described in Attachment A. The instances were reported to the Legislative Auditor. The instances were detected by Parish personnel.

Recommendation:                      We commend Parish staff for detecting these instances and for taking corrective action. We recommend the Parish continue its prosecution and/or pursuit of these matters.

Management's Response:                      *The Parish remains diligent on maintaining proper internal controls and identifying opportunities where misappropriations may occur. The Parish will always report any misappropriations to the proper authorities.*

We have discussed these comments and suggestions with management, and we would be pleased to discuss them in further detail at your convenience. We would also welcome any opportunity to perform any additional study of these matters or to assist you in implementing the recommendations. We would also like to thank the Parish staff for their cooperation with us during the performance of the audit.

This letter is intended solely for the information and use of the St. John the Baptist Parish Council, management of the St. John the Baptist Parish Council, and the Louisiana Legislative Auditor and is not intended to be and should not be used by anyone other than these specified parties.

*Postlethwaite & Netterville*

**Attachment A to Management Letter**

The following 18 elements of the instances of misappropriation are presented below:

	<b>Element of Comment</b>	<b>Generator &amp; Trailer Theft</b>	<b>Copper Wire Theft</b>
1	A general statement describing the fraud or misappropriation that occurred.	A portable generator and trailer was stolen from one of our wastewater liftstations.	Copper wire theft from one of our pumping stations.
2	A description of the funds or assets that were the subject of the fraud or misappropriation (ex., utility receipts, petty cash, computer equipment).	A portable generator and a trailer.	Copper wire
3	The amount of funds or approximate value of assets involved.	Approximately \$15K	Approximately \$4K
4	The department or office in which the fraud or misappropriation occurred.	Wastewater	Public Works
5	The period of time over which the fraud or misappropriation occurred.	1 night	1 night
6	The title/agency affiliation of the person who committed or is believed to have committed the act of fraud or misappropriation.	non-employee	non-employee
7	The name of the person who committed or is believed to have committed the act of fraud or misappropriation, if formal charges have been brought against the person and/or the matter has been adjudicated.	non-employee	non-employee
8	Is the person who committed or is believed to have committed the act of fraud still employed by the agency?	n/a	n/a
9	If the person who committed or is believed to have committed the act of fraud is still employed by the agency, do they have access to assets that may be subject to fraud or misappropriation?	n/a	n/a
10	Has the agency notified the appropriate law enforcement body about the fraud or misappropriation?	yes	yes
11	What is the status of the investigation at the date of the auditor's/accountant's report?	generator and trailer were recovered	Sheriff's office is still investigating
12	If the investigation is complete and the person believed to have committed the act of fraud or misappropriation has been identified, has the agency filed charges against that person?	Sheriff's office has the investigation, charges will be filed if person is found.	Sheriff's office has the investigation, charges will be filed if person is found.
13	What is the status of any related adjudication at the date of the auditor's/accountant's report?	unknown at this time	unknown at this time
14	Has restitution been made or has an insurance claim been filed?	n/a - equipment was recovered	no
15	Has the agency notified the Louisiana Legislative Auditor and the District Attorney in writing, as required by Louisiana Revised Statute 24:523 (Applicable to local governments only)	yes	yes
16	Did the agency's internal controls allow the detection of the fraud or misappropriation in a timely manner?	yes	yes
17	If the answer to the last question is "no," describe the control deficiency/significant deficiency/material weakness that allowed the fraud or misappropriation to occur and not be detected in a timely manner.	n/a	n/a
18	Management's plan to ensure that the fraud or misappropriation does not occur in the future	Continued surveillance	Continued surveillance