

**City of Springhill
Springhill, Louisiana**

Financial Statements with Auditors' Report

As of and For the Year Ended June 30, 2025

City of Springhill
Springhill, Louisiana

Table of Contents

	<u>Page No.</u>
Independent Auditors' Report	1 – 4
Required Supplementary Information: Management's Discussion and Analysis	5 – 11
Basic Financial Statements:	
<i>Government-wide Financial Statements:</i>	
Statement of Net Position	12
Statement of Activities	13
<i>Fund Financial Statements:</i>	
Balance Sheet – Governmental Funds	14
Reconciliation of the Balance Sheet of Governmental Funds to the Statement of Net Position	15
Statement of Revenues, Expenditures, and Changes in Fund Balances – Governmental Funds	16
Reconciliation of the Statement of Revenues, Expenditures, and Changes in Fund Balances of Governmental Funds to the Statement of Activities	17
Statement of Net Position – Proprietary Funds	18
Statement of Revenues, Expenses, and Changes in Fund Net Position – Proprietary Funds	19
Statement of Cash Flows – Proprietary Funds	20
Notes to the Financial Statements	21 – 58
Required Supplementary Information:	
Budgetary Comparison Schedule – General Fund	59
Budgetary Comparison Schedule – Sales Tax Fund	60
Schedule of Proportionate Share of Net Pension Liability	61
Schedule of Contributions	62

(Continued)

City of Springhill
Springhill, Louisiana

Table of Contents
(Continued)

	<u>Page No.</u>
Other Supplementary Information:	
Combining Balance Sheet – Nonmajor Governmental Funds	63
Combining Schedule of Revenue, Expenditures And Changes in Fund Balances – Nonmajor Governmental Funds	64
Combining Schedule of Net Position – Nonmajor Enterprise Funds	65
Combining Schedule of Revenue, Expenditures And Changes in Fund Net Position – Nonmajor Enterprise Funds	66
Combining Schedule of Net Position - Water and Sewer Funds	67
Combining Schedule of Revenue, Expenses and Changes in Fund Net Position – Water and Sewer Funds	68
Schedule of Compensation Paid to Board Members For the Year Ended June 30, 2025	69
Schedule of Compensation, Benefits, and Other Payments to Agency Head	70
Louisiana Community Development Block Grant Schedule	71
Schedule of Expenditures of Federal Awards	72
Notes to the Schedule of Expenditures of Federal Awards	73
Justice System Funding Schedule – Receiving Entity Schedule	74
Justice System Funding Schedule – Collecting/Disbursing Schedule	75–76
Report on Internal Control over Financial Reporting and on Compliance and Other Matters Based on an Audit of Financial Statements Performed in Accordance With <i>Government Auditing Standards</i>	77 – 78
Report on Compliance for Each Major Program and on Internal Control over Compliance Required by Uniform Guidance	79 – 81
Summary Schedule of Prior Audit Findings	82
Schedule of Findings and Questioned Costs	83 – 84
Schedules For Louisiana Legislative Auditor	85
Corrective Action Plan	

**COOK & MOREHART,
Certified Public Accountants, LLC**

1215 HAWN AVENUE • SHREVEPORT, LOUISIANA 71107 • P.O. BOX 78240 • SHREVEPORT, LOUISIANA 71137-8240

TRAVIS H. MOREHART, CPA
VICKIE D. CASE, CPA
STUART L. REEKS, CPA
J. PRESTON DELAUNE, CPA

TELEPHONE (318) 222-5415 FAX (318) 222-5441

MEMBER
AMERICAN INSTITUTE
CERTIFIED PUBLIC ACCOUNTANTS

SOCIETY OF LOUISIANA
CERTIFIED PUBLIC ACCOUNTANTS

Independent Auditors' Report

The Honorable W. Ray Huddleston, Mayor
and Members of the City Council
City of Springhill
Springhill, Louisiana

Report on the Audit of the Financial Statements

Adverse and Unmodified Opinions

We have audited the financial statements of the governmental activities, the business-type activities, each major fund, and the aggregate remaining fund information of the City of Springhill, as of and for the year ended June 30, 2025, and the related notes to the financial statements, which collectively comprise the City of Springhill's basic financial statements as listed in the table of contents.

Adverse Opinion on Aggregate Discretely Presented Component Units

In our opinion, because of the significance of the matter discussed in the Basis for Adverse and Unmodified Opinions section of our report, the accompanying financial statements referred to above do not present fairly the financial position of the aggregate discretely presented component units of the City of Springhill, as of June 30, 2025 or the changes in financial position thereof for the year then ended in accordance with accounting principles generally accepted in the United States of America.

Unmodified Opinions on Governmental Activities, Business-Type Activities, Each Major Fund, and the Aggregate Remaining Fund Information

In our opinion, the accompanying financial statements referred to above present fairly, in all material respects, the respective financial position of the governmental activities, the business-type activities, each major fund, and the aggregate remaining fund information of the City of Springhill as of June 30, 2025, and the respective changes in financial position and, where applicable, cash flows thereof for the year then ended in accordance with accounting principles generally accepted in the United States of America.

Basis for Adverse and Unmodified Opinions

We conducted our audit in accordance with auditing standards generally accepted in the United States of America (GAAS) and the standards applicable to financial audits contained in *Government Auditing Standards*, issued by the Comptroller General of the United States (*Government Auditing Standards*). Our responsibilities under those standards are further described in the Auditor's Responsibilities for the Audit of the Financial Statements section of our report. We are required to be independent of the City of Springhill, and to meet our other ethical responsibilities, in accordance with the relevant ethical requirements relating to our audit. We believe that the audit evidence we have obtained is sufficient and appropriate to provide a basis for our adverse and unmodified audit opinions.

Matters Giving Rise to Adverse Opinion on the Aggregate Discretely Presented Component Units

The financial statements do not include financial data for the City of Springhill's legally separate component units. Accounting principles generally accepted in the United States of America require the financial data for those component units to be reported with the financial data of the City of Springhill's primary government unless the City of Springhill also issued financial statements for the financial reporting entity that include the financial data for its component units. The City of Springhill has not issued such reporting entity financial statements. The effects of not including the City of Springhill's legally separate component units on the aggregate discretely presented component units has not been determined.

Responsibilities of Management for the Financial Statements

Management is responsible for the preparation and fair presentation of these financial statements in accordance with accounting principles generally accepted in the United States of America; and for the design, implementation, and maintenance of internal control relevant to the preparation and fair presentation of financial statements that are free from material misstatements, whether due to fraud or error.

In preparing the financial statements, management is required to evaluate whether there are conditions or events, considered in the aggregate, that raise substantial doubt about City of Springhill's ability to continue as a going concern for twelve months beyond the financial statement date, including any currently known information that may raise substantial doubt shortly thereafter.

Auditors' Responsibilities for the Audit of the Financial Statements

Our objectives are to obtain reasonable assurance about whether the financial statements as a whole are free from material misstatement, whether due to fraud or error, and to issue an auditor's report that includes our opinions. Reasonable assurance is a high level of assurance but is not absolute assurance and therefore is not a guarantee that an audit conducted in accordance with GAAS and *Government Auditing Standards* will always detect a material misstatement when it exists. The risk of not detecting a material misstatement resulting from fraud is higher than for one resulting from error, as fraud may involve collusion, forgery, intentional omissions, misrepresentations, or the override of internal control. Misstatements are considered material if there is a substantial likelihood that, individually or in the aggregate, they would influence the judgement made by a reasonable user based on the financial statements.

In performing an audit in accordance with GAAS and *Government Auditing Standards*, we

- Exercise professional judgement and maintain professional skepticism throughout the audit.
- Identify and assess the risks of material misstatement of the financial statements, whether due to fraud or error, and design and perform audit procedures responsive to those risks. Such procedures include examining, on a test basis, evidence regarding the amounts and disclosures in the financial statements.
- Obtain an understanding of internal control relevant to the audit in order to design audit procedures that are appropriate in the circumstances, but not for the purpose of expressing an opinion on the effectiveness of City of Springhill's internal control. Accordingly, no such opinion is expressed.
- Evaluate the appropriateness of accounting policies used and the reasonableness of significant accounting estimates made by management, as well as evaluate the overall presentation of the financial statements.
- Conclude whether, in our judgment, there are conditions or events, considered in the aggregate, that raise substantial doubt about City of Springhill's ability to continue as a going concern for a reasonable period of time.

We are required to communicate with those charged with governance regarding, among other matters, the planned scope and timing of the audit, significant audit findings, and certain internal control related matters that we identified during the audit.

Required Supplementary Information

Accounting principles generally accepted in the United States of America require that the management's discussion and analysis on pages 5 – 11, budgetary comparison information on pages 59-60, the Schedule of Contributions on page 62, and the Schedule of Proportionate Share of Net Pension Liability on page 61, be presented to supplement the basic financial statements. Such information is the responsibility of management and, although not a part of the basic financial statements, is required by the Governmental Accounting Standards Board who considers it to be an essential part of financial reporting for placing the basic financial statements in an appropriate operational, economic, or historical context. We have applied certain limited procedures to the required supplementary information in accordance with auditing standards generally accepted in the United States of America, which consisted of inquiries of management about the methods of preparing the information and comparing the information for consistency with management's responses to our inquiries, the basic financial statements, and other knowledge we obtained during our audit of the basic financial statements. We do not express an opinion or provide any assurance on the information because the limited procedures do not provide us with sufficient evidence to express an opinion or provide any assurance.

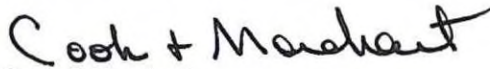
Supplementary Information

Our audit was conducted for the purpose of forming opinions on the financial statements that collectively comprise the City of Springhill's basic financial statements. The accompanying other supplementary information listed in the table of contents and shown on pages 63 - 71 is presented for purposes of additional analysis and is not a required part of the basic financial statements. The accompanying schedule of expenditures of federal awards, as required by Title 2 U.S. *Code of Federal Regulations* Part 200, *Uniform Administrative Requirements, Cost Principles, and Audit Requirements for Federal Awards*, shown on pages 72-73, is presented for purposes of additional analysis and is also not a required part of the basic financial statements. The information is the responsibility of management and was derived from and relates directly to the underlying accounting and other records used to prepare the financial statements. Such information has been subjected to the auditing procedures applied in the audit of the basic financial statements and certain additional procedures, including comparing and reconciling such information directly to the underlying accounting and other records used to prepare the basic financial statements or to the basic financial statements themselves, and other additional procedures in accordance with auditing standards generally accepted in the United States of America. In our opinion, the information is fairly stated, in all material respects, in relation to the basic financial statements as a whole.

Our audit was conducted for the purpose of forming opinions on the financial statements as a whole. As disclosed in Note 1 to the financial statements, the City prepares its financial statements in accordance with accounting principles generally accepted in the United States of America. The other supplementary information schedules, Justice System Funding Schedules, shown on pages 74-76, are presented for the purpose of additional analysis and are not a required part of the basic financial statements. The schedules are presented to satisfy the requirements of Act 87 of the 2020 Regular Legislative Session (R.S. 24:515.2) and must be presented on the cash basis of accounting which differs significantly from those principles used to present financial statements in accordance with accounting principles generally accepted in the United States of America. The information is the responsibility of management and was derived from and relates directly to the underlying accounting and other records used to prepare the basic financial statements. Such information has been subjected to the auditing procedures applied in the audit of the basic financial statements and certain additional procedures, including comparing and reconciling such information directly to the underlying accounting and other records used to prepare the basic financial statements or to the basic financial statements themselves, and other additional procedures in accordance with auditing standards generally accepted in the United States of America. In our opinion the Justice System Funding Schedules, shown on pages 74-76, are fairly stated in all material respects, in relation to the financial statements as a whole.

Other Reporting Required by *Government Auditing Standards*

In accordance with *Government Auditing Standards*, we have also issued our report dated February 24, 2026, on our consideration of the City of Springhill's internal control over financial reporting and on our tests of its compliance with certain provisions of laws, regulations, contracts, and grant agreements and other matters. The purpose of that report is solely to describe the scope of our testing of internal control over financial reporting and compliance and the results of that testing, and not to provide an opinion on the effectiveness of the City of Springhill's internal control over financial reporting or on compliance. That report is an integral part of an audit performed in accordance with *Government Auditing Standards* in considering the City of Springhill's internal control over financial reporting and compliance.



Cook & Morehart,
Certified Public Accountants, LLC
February 24, 2026

CITY OF SPRINGHILL
MANAGEMENT'S DISCUSSION AND ANALYSIS

Our discussion and analysis of the City of Springhill's financial performance provides an overview of the City of Springhill's financial activities for the fiscal year ended June 30, 2025. Please read it in conjunction with the City's financial statements, which begin on page 12.

FINANCIAL HIGHLIGHTS

- The City of Springhill's net position of our governmental activities increased by \$2,439,013 or 18%.
- The City of Springhill's net position of our business-type activities increased by \$1,029,289 or 8%.
- In the City's governmental activities, total general and program revenues were \$8,684,400 in 2025 compared to \$6,042,812 in 2024. Total expenses, excluding depreciation, totaled \$4,787,474 for the year ended June 30, 2025, compared to \$4,604,022 for 2024.
- In the City's business-type activities, revenues increased by \$726,222 or 21% due in part to increases to charges for service and capital grants and contributions.

USING THIS ANNUAL REPORT

This annual report consists of a series of financial statements. The Statement of Net Position and the Statement of Activities (on pages 12 and 13) provide information about the activities of the City of Springhill as a whole and present a longer-term view of the City's finances. Fund financial statements start on page 14. For governmental activities, these statements tell how these services were financed in the short term as well as what remains for future spending. Fund financial statements also report the City of Springhill's operations in more detail than the government-wide statements by providing information about the City of Springhill's most significant funds.

Reporting the City of Springhill as a Whole

Our analysis of the City of Springhill as a whole begins on page 12. One of the most important questions asked about the City of Springhill's finances is "Is the City of Springhill as a whole better off or worse off as a result of the year's activities?" The Statement of Net Position and the Statement of Activities report information about the funds maintained by the City of Springhill as a whole and about its activities in a way that helps answer this question. These statements include all assets and liabilities using the *accrual basis of accounting*, which is similar to the accounting used by most private-sector companies. All of the current year's revenues and expenses are taken into account regardless of when cash is received or paid.

These two statements report the City of Springhill's *net position* and changes in them. You can think of the City of Springhill's net position – the difference between assets and liabilities – as one way to measure the City of Springhill's financial health, or *financial position*. Over time, *increases* or *decreases* in the City of Springhill's net position is one indicator of whether its *financial health* is improving or

deteriorating. You will need to consider other non-financial factors, however, such as changes in the City's property tax base, to assess the overall health of the City.

In the Statement of Net Position and the Statement of Activities, we divide the City into two kinds of activities:

Governmental activities – Most of the City's basic services are reported here, including the police, public works, and general administration. Property taxes, franchise fees, sales taxes, and police department fines, and various other revenues finance most of these activities.

Business-type activities – The City charges a fee to customers to help it cover all or most of the cost of certain services it provides. The City's water and sewer system are reported here.

The Springhill City Court and Ward 2 Marshal were determined to be component units of the City. Complete financial statements of the individual component units may be obtained from their respective administration offices or from the City of Springhill. The City has chosen to issue financial statements of the primary government (City) only; therefore, the previously listed component units are not included in the accompanying financial statements.

Reporting the City's Most Significant Funds

Our analysis of the major funds maintained by the City of Springhill begins on page 14. The fund financial statements begin on page 14 and provide detailed information about the most significant funds maintained by the City of Springhill – not the City of Springhill as a whole. The City of Springhill's two kinds of funds – *governmental* and *proprietary* – use different accounting approaches.

Governmental funds – Most of the City of Springhill's basic services are reported in governmental funds, which focus on how money flows into and out of those funds and the balances left at year-end that are available for spending. These funds are reported using an accounting method called *modified accrual* accounting, which measures cash and all other financial assets that can readily be converted to cash. The governmental fund statements provide a detailed *short-term view* of the City of Springhill's general government operations and the expenses paid from those funds. Governmental fund information helps you determine whether there are more or fewer financial resources that can be spent in the near future to finance certain City of Springhill expenses. We describe the relationship (or differences) between governmental *activities* (reported in the Statement of Net Position and the Statement of Activities) and governmental *funds* in a reconciliation at the bottom of the fund financial statements.

Proprietary funds – When the City charges customers for the services it provides, these services are generally reported in proprietary funds. Proprietary funds are reported in the same way that all activities are reported in the Statement of Net Position and the Statement of Activities. In fact, the City's enterprise funds (a component of proprietary funds) are the same as the business-type activities we report in the government-wide statements but provide more detail and additional information, such as cash flows, for proprietary funds.

THE CITY OF SPRINGHILL AS A WHOLE

The City of Springhill's combined net position changed from a year ago, increasing from \$26,403,378 to \$29,871,680. A comparative analysis of the funds maintained by the City of Springhill is presented below.

Table 1
Net Position

	Governmental Activities		Business-type Activities		Total	
	2025	2024	2025	2024	2025	2024
Current and other assets	\$ 7,420,217	\$ 7,886,890	\$ 2,972,403	\$ 5,003,241	\$ 10,392,620	\$ 12,890,131
Capital assets	14,248,625	11,864,717	18,630,566	17,526,659	32,879,191	29,391,376
Total Assets	<u>21,668,842</u>	<u>19,751,607</u>	<u>21,602,969</u>	<u>22,529,900</u>	<u>43,271,811</u>	<u>42,281,507</u>
Deferred outflows of resources	757,166	1,130,688	125,734	158,933	882,900	1,289,621
Current liabilities	350,049	526,990	343,634	1,690,974	693,683	2,217,964
Long-term liabilities	5,752,549	6,512,916	7,592,086	8,246,485	13,344,635	14,759,401
Total Liabilities	<u>6,102,598</u>	<u>7,039,906</u>	<u>7,935,720</u>	<u>9,937,459</u>	<u>14,038,318</u>	<u>16,977,365</u>
Deferred inflows of resources	217,622	175,614	27,091	14,771	244,713	190,385
Net Position						
Net investment in capital assets	11,158,821	8,362,318	11,453,983	9,799,503	22,612,804	18,161,821
Restricted	4,770,798	5,185,702	668,177	633,180	5,438,975	5,818,882
Unrestricted	176,169	118,755	1,643,732	2,303,920	1,819,901	2,422,675
Total Net Position	<u>\$ 16,105,788</u>	<u>\$ 13,666,775</u>	<u>\$ 13,765,892</u>	<u>\$ 12,736,603</u>	<u>\$ 29,871,680</u>	<u>\$ 26,403,378</u>

Net position of the City of Springhill's governmental activities increased by \$2,439,013 or 18%. Net position of the City of Springhill's business-type activities increased by \$1,029,289 or 8%.

Table 2
Change in Net Position

	Governmental Activities		Business-type Activities		Total	
	2025	2024	2025	2024	2025	2024
Revenues						
Programs Revenues						
Charges for services	\$ 778,918	\$ 851,018	\$ 2,518,415	\$ 2,442,920	\$ 3,297,333	\$ 3,293,938
Operating grants and contributions	319,209	291,113	12,957	10,971	332,166	302,084
Capital grants and contributions	3,013,695	368,897	1,368,973	584,116	4,382,668	953,013
General Revenues						
Ad valorem taxes	180,912	190,202			180,912	190,202
Sales taxes	3,368,493	3,221,110			3,368,493	3,221,110
Franchise taxes	175,529	172,576			175,529	172,576
Other taxes	7,390	8,622			7,390	8,622
Gaming taxes	479,415	469,443			479,415	469,443
Oil and gas	7,597	7,678			7,597	7,678
Investment earnings	311,822	345,473	182,079	231,725	493,901	577,198
Insurance proceeds				73,254		73,254
Miscellaneous	41,420	116,680	52,061	65,277	93,481	181,957
Total Revenues	8,684,400	6,042,812	4,134,485	3,408,263	12,818,885	9,451,075
Expenses						
General government	932,531	770,449			932,531	770,449
Public safety	2,083,488	2,092,975			2,083,488	2,092,975
Parks and recreation	249,668	257,898			249,668	257,898
Waste collection services	411,870	401,409			411,870	401,409
Streets	1,195,274	1,149,208			1,195,274	1,149,208
Airport	338,922	246,760			338,922	246,760
Maintenance	46,384	89,174			46,384	89,174
Ward court	240,603	231,874			240,603	231,874
Driver's license bureau	4,553	7,274			4,553	7,274
Interest on long term debt	87,968	99,562			87,968	99,562
Water and sewer			3,519,289	2,880,856	3,519,289	2,880,856
Community activities			202,256	202,031	202,256	202,031
Cemetery			37,777	6,648	37,777	6,648
Total Expenses	5,591,261	5,346,583	3,759,322	3,089,535	9,350,583	8,436,118
Transfers	(654,126)	(770,384)	654,126	770,384		
Increase (decrease) in net position	\$ 2,439,013	\$ (74,155)	\$ 1,029,289	\$ 1,089,112	\$ 3,468,302	\$ 1,014,957

The City's total revenues increased \$3,367,810 or 36% due in part to an increase capital grants & contributions. The total cost of all programs and services increased \$914,465 or 11% from 2024 to 2025. Our analysis below separately considers the operations of the governmental and business-type activities.

Governmental Activities

Total revenues for the governmental activities increased \$2,641,588 from total revenues in the year ended June 30, 2024 of \$6,042,812 to total revenues of \$8,684,400 in the year ended June 30, 2025. This increase is due, in part, to an increase in capital grants and contributions.

The cost of all governmental activities this year was \$5,591,261. These costs were covered by \$4,111,822 of program revenues, with the remaining costs covered by property taxes, sales taxes, and other general revenues.

Business-type Activities

Total revenues for the business-type activities increased \$726,222 or 21% from total revenues in the year ended June 30, 2024 of \$3,408,263 to total revenues of \$4,134,485 in the year ended June 30, 2025. The increase is due, in part, to increases in charges for services and capital grants and contributions.

The cost of all business-type activities this year was \$3,759,322. These costs were covered by \$3,900,345 of program revenues, consisting of charges for services assessed to users and capital grants.

THE CITY'S FUNDS

As the City completed the year, its governmental funds (as presented in the balance sheet on page 14) reported a *combined* fund balance of \$6,952,319, which is less than last year's fund balance of \$7,095,571. The primary reason for this decrease is a decrease in capital grants and contributions.

General Fund Budgetary Highlights

The City adopted a budget for its General Fund for the year ended June 30, 2025. There was one amendment to the budget during the year. The City's budgetary comparison is presented as required supplementary information and shown on page 59. Highlights for the year are as follows:

- Actual revenues exceeded budgeted amounts by \$200,495.
- Actual expenditures were less than budgeted amounts by \$318,543.

CAPITAL ASSETS AND DEBT ADMINISTRATION

Capital Assets

At the end of June 30, 2025 and 2024, the City of Springhill had invested \$32,879,191 and \$29,391,375, respectively in capital assets. (see table 3 below)

Table 3
Capital Assets At Year End
(Net of Depreciation)

	Governmental Activities		Business-type Activities		Total	
	2025	2024	2025	2024	2025	2024
Land	\$ 521,794	\$ 525,294	\$ 113,490	\$ 113,490	\$ 635,284	\$ 638,784
Construction in progress	573,963	532,923	3,011,872	765,318	3,585,835	1,298,241
Buildings	2,727,002	2,922,452	1,008,081	1,066,007	3,735,083	3,988,459
Infrastructure	9,486,959	6,947,466			9,486,959	6,947,466
Improvements other than buildings	658,456	704,896	57,537		715,993	704,896
Equipment	250,625	220,450	89,543	170,987	340,168	391,437
Leased Equipment	10,816	11,236			10,816	11,236
SBITA	19,010				19,010	
Vehicles			84,816	25,461	84,816	25,461
Sewer system			3,882,498	4,212,047	3,882,498	4,212,047
Water system			10,382,729	11,173,348	10,382,729	11,173,348
Total assets(net)	<u>\$ 14,248,625</u>	<u>\$ 11,864,717</u>	<u>\$ 18,630,566</u>	<u>\$ 17,526,658</u>	<u>\$ 32,879,191</u>	<u>\$ 29,391,375</u>

This years major additions included:

Construction in progress	\$ 319,913	\$ 2,246,554
Infrastructure	2,855,961	
Vehicles		88,073
Equipment	84,563	
Total	<u>\$ 3,260,437</u>	<u>\$ 2,334,627</u>

More detailed information about the capital assets are presented in Note 5 to the financial statements.

Debt

At year-end, the City had \$13,344,635 in bonds, notes, and other long-term liabilities outstanding, versus \$14,759,401 last year – a decrease of 9%.

Table 4
Outstanding Debt At Year End

	Governmental Activities		Business-type Activity		Totals	
	2025	2024	2025	2024	2025	2024
Net pension liability	\$ 2,629,587	\$ 3,090,162	\$ 445,503	\$ 533,000	\$ 3,075,090	\$ 3,623,162
Sales tax bonds	3,065,000	3,370,000			3,065,000	3,370,000
Leased Equipment	12,365	19,171			12,365	19,171
SBITA	12,438				12,438	
Compensated absences	33,159	33,583			33,159	33,583
Water revenue bonds			7,146,583	7,713,485	7,146,583	7,713,485
	<u>\$ 5,752,549</u>	<u>\$ 6,512,916</u>	<u>\$ 7,592,086</u>	<u>\$ 8,246,485</u>	<u>\$ 13,344,635</u>	<u>\$ 14,759,401</u>

State law restricts the amount of debt that the City of Springhill may issue. The aggregate principal amount of debt may not exceed 10% of the assessed valuation for property tax purposes of all real and personal property located within the parish. The City of Springhill's total debt outstanding at year-end was below this limitation.

More detailed information about the debt is presented in Note 10 to the financial statements.

ECONOMIC FACTORS AND NEXT YEAR'S BUDGETS

The City of Springhill's management considered many factors when setting a fiscal year June 30, 2026 budget. Amounts available for appropriation in the governmental funds are expected to remain substantially the same.

Expenditures for 2026 are expected to remain substantially the same.

CONTACTING THE CITY'S FINANCIAL MANAGEMENT

This financial report is designed to provide our citizens and taxpayers with a general overview of the finances for those funds maintained by the City of Springhill and to show the City of Springhill's accountability for the money it receives. If you have questions about this report or need additional financial information, contact the Mayor at City of Springhill, 101 Machen Dr.; Springhill, La. 71075.

City of Springhill
Springhill, Louisiana
Statement of Net Position
June 30, 2025

	Governmental Activities	Business-type Activities	Total
Assets			
Cash and cash equivalents	\$ 4,275,584	\$ 270,742	\$ 4,546,326
Restricted cash and cash equivalents		803,055	803,055
Investments	1,762,732	1,493,368	3,256,100
Restricted investments	363,783	87,748	451,531
Prepays	179,486	145,140	324,626
Receivables, net	608,211	355,817	964,028
Inventories		46,954	46,954
Internal balances	230,421	(230,421)	
Capital assets, not being depreciated	1,095,757	3,125,362	4,221,119
Capital assets, net	13,152,868	15,505,204	28,658,072
Total assets	<u>21,668,842</u>	<u>21,602,969</u>	<u>43,271,811</u>
Deferred Outflows of Resources			
Pension related	757,166	125,734	882,900
Liabilities			
Accounts payable and accrued expenses	350,049	126,509	476,558
Payable from restricted assets:			
Customer deposits		217,125	217,125
Non-current liabilities:			
Due within one year	355,570	580,258	935,828
Due in more than one year	5,396,979	7,011,828	12,408,807
Total liabilities	<u>6,102,598</u>	<u>7,935,720</u>	<u>14,038,318</u>
Deferred Inflows of Resources			
Leased buildings	108,889		108,889
Pension related	108,733	27,091	135,824
Total deferred inflows of resources	<u>217,622</u>	<u>27,091</u>	<u>244,713</u>
Net Position			
Net investment in capital assets	11,158,821	11,453,983	22,612,804
Restricted for:			
Debt service	328,216	668,177	996,393
Capital improvements	3,276,300		3,276,300
Sewer, water, garbage, public safety, parks and recreation, and streets	1,166,282		1,166,282
Unrestricted	176,169	1,643,732	1,819,901
Total net position	<u>\$ 16,105,788</u>	<u>\$ 13,765,892</u>	<u>\$ 29,871,680</u>

The accompanying notes are an integral part of these financial statements.

City of Springhill
Springhill, Louisiana
Statement of Activities
For the Year Ended June 30, 2025

Functions / Programs:	Program Revenues			Net (Expense) Revenue and Changes in Net Position			
	Expenses	Charges for Services	Operating Grants and Contributions	Capital Grants and Contributions	Governmental Activities	Business-type Activities	Total
Governmental Activities							
General government	\$ 932,531	\$ 229,408	\$ 27,282	\$	\$ (675,841)	\$	\$ (675,841)
Public safety	2,083,488	34,173	258,279		(1,791,036)		(1,791,036)
Parks and recreation	249,668	10,017		282,174	42,523		42,523
Waste collection services	411,870	486,540			74,670		74,670
Streets	1,195,274		7,360		(1,187,914)		(1,187,914)
Airport	338,922	13,980	19,088	2,731,521	2,425,667		2,425,667
Maintenance	46,384				(46,384)		(46,384)
Ward court	240,603		7,200		(233,403)		(233,403)
Driver's license bureau	4,553	4,800			247		247
Interest on long-term debt	87,968				(87,968)		(87,968)
Total governmental activities	5,591,261	778,918	319,209	3,013,695	(1,479,439)		(1,479,439)
Business-type Activities							
Water and sewer	3,519,289	2,419,085	12,957	1,368,973		281,726	281,726
Community activities	202,256	67,775				(134,481)	(134,481)
Cemetery	37,777	31,555				(6,222)	(6,222)
Total business-type activities	3,759,322	2,518,415	12,957	1,368,973		141,023	141,023
Total Government	\$ 9,350,583	\$ 3,297,333	\$ 332,166	\$ 4,382,668	(1,479,439)	141,023	(1,338,416)
			General revenues:				
			Ad valorem taxes		180,912		180,912
			Sales taxes		3,368,493		3,368,493
			Franchise taxes		175,529		175,529
			Other taxes		7,390		7,390
			Gaming taxes		479,415		479,415
			Oil and gas		7,597		7,597
			Investment earnings		311,822	182,079	493,901
			Miscellaneous		41,420	52,061	93,481
			Transfers		(654,126)	654,126	
			Total general revenues and transfers		3,918,452	888,266	4,806,718
			Change in net position		2,439,013	1,029,289	3,468,302
			Net position - beginning		13,666,775	12,736,603	26,403,378
			Net position - ending		\$ 16,105,788	\$ 13,765,892	\$ 29,871,680

The accompanying notes are an integral part of these financial statements.

City of Springhill
Springhill, Louisiana
Balance Sheet
Governmental Funds
June 30, 2025

	General Fund	Sales Tax	Other Governmental Funds	Total
Assets				
Cash and cash equivalents	\$ 533,868	\$ 3,741,716	\$	\$ 4,275,584
Investments	1,337,703	425,029		1,762,732
Restricted investments			363,783	363,783
Receivables, net	327,851	280,360		608,211
Prepaid	179,486			179,486
Due from other funds	230,421			230,421
Total assets	<u>\$ 2,609,329</u>	<u>\$ 4,447,105</u>	<u>\$ 363,783</u>	<u>\$ 7,420,217</u>
Liabilities and Fund Balances				
Liabilities:				
Accounts payable and accrued expenses	\$ 296,610	\$ 4,523	\$	\$ 301,133
Bond due to city court	13,348			13,348
Total liabilities	<u>309,958</u>	<u>4,523</u>		<u>314,481</u>
Deferred inflows of resources				
Unavailable revenue	44,528			44,528
Leased buildings	108,889			108,889
Total deferred inflows of resources	<u>153,417</u>			<u>153,417</u>
Fund balances:				
Nonspendable	179,486			179,486
Restricted		4,442,582	363,783	4,806,365
Assigned	729,201			729,201
Unassigned	1,237,267			1,237,267
Total fund balances	<u>2,145,954</u>	<u>4,442,582</u>	<u>363,783</u>	<u>6,952,319</u>
Total Liabilities, Deferred Inflows of Resources, and Fund Balances	<u>\$ 2,609,329</u>	<u>\$ 4,447,105</u>	<u>\$ 363,783</u>	<u>\$ 7,420,217</u>

The accompanying notes are an integral part of these financial statements.

City of Springhill
Springhill, Louisiana
Reconciliation of the Balance Sheet of Governmental Funds
to the Statement of Net Position
June 30, 2025

Fund balances - total governmental funds	\$	6,952,319
<p>Amounts reported for governmental activities in the Statement of Net Position are different because:</p>		
<p>Capital assets used in governmental activities are not financial resources and therefore are not reported in the funds.</p>		14,248,625
<p>Other long-term assets and other amounts are not available to pay for current-period expenditures and therefore are unavailable in the funds.</p>		
Deferred outflows - pension related		757,166
<p>Long-term liabilities and other amounts are not due and payable in the current period and therefore are not reported in the funds.</p>		
Bonds payable		(3,065,000)
Lease liability		(24,803)
Accrued interest		(35,568)
Compensated absences		(33,159)
Net pension liability		(2,629,587)
Deferred inflows - unavailable revenue		44,528
Deferred inflows - pension related		(108,733)
		(3,324,501)
Net position of governmental activities	\$	16,105,788

The accompanying notes are an integral part of these financial statements.

City of Springhill
Springhill, Louisiana
Statement of Revenues, Expenditures, and Changes in Fund Balances
Governmental Funds
For the Year Ended June 30, 2025

	General Fund	Sales Tax	Other Governmental Funds	Totals
Revenues:				
Ad valorem taxes	\$ 180,912	\$	\$	\$ 180,912
Sales tax		3,368,493		3,368,493
Franchise taxes	175,529			175,529
Other taxes	7,390			7,390
Licenses and permits	217,315			217,315
Waste collection services	486,540			486,540
Gaming taxes	479,415			479,415
Intergovernmental revenues	3,385,521			3,385,521
Fines and forfeitures	34,173			34,173
Investment earnings	133,079	170,095	8,648	311,822
Rental of facilities	30,873			30,873
Oil and gas	7,597			7,597
Miscellaneous	51,441			51,441
Total revenues	<u>5,189,785</u>	<u>3,538,588</u>	<u>8,648</u>	<u>8,737,021</u>
Expenditures:				
Current:				
General government	1,213,786	58,658		1,272,444
Public safety	1,939,810			1,939,810
Parks and recreation	162,994			162,994
Streets	796,230			796,230
Airport	107,823			107,823
Ward court	246,281			246,281
Maintenance	46,615			46,615
Driver license bureau	4,553			4,553
Capital outlay	3,260,437			3,260,437
Debt service:				
Principal retirement	15,106		305,000	320,106
Interest and other charges	827		88,765	89,592
Total expenditures	<u>7,794,462</u>	<u>58,658</u>	<u>393,765</u>	<u>8,246,885</u>
Excess (deficiency) of revenues over expenditures	(2,604,677)	3,479,930	(385,117)	490,136
Other financing sources (uses):				
Subscription-based information technology agreement proceeds	20,738			20,738
Transfers in	2,835,077		399,507	3,234,584
Transfers out		(3,888,710)		(3,888,710)
Total other financing sources (uses)	<u>2,855,815</u>	<u>(3,888,710)</u>	<u>399,507</u>	<u>(633,388)</u>
Net change in fund balance	251,138	(408,780)	14,390	(143,252)
Fund balances at beginning of year	1,894,816	4,851,362	349,393	7,095,571
Fund balances at end of year	<u>\$ 2,145,954</u>	<u>\$ 4,442,582</u>	<u>\$ 363,783</u>	<u>\$ 6,952,319</u>

The accompanying notes are an integral part of these financial statements.

City of Springhill
Springhill, Louisiana
Reconciliation of the Statement of Revenues, Expenditures, and Changes in
Fund Balances of Governmental Funds to the Statement of Activities
For the Year Ended June 30, 2025

Net change in fund balances - total governmental funds \$ (143,252)

Amounts reported for governmental activities in the Statement of Activities are different because:

Governmental funds report capital outlays as expenditures. However, in the statement of activities, the cost of those assets is allocated over their estimated useful lives and reported as depreciation expense. This is the amount by which capital outlays (\$3,260,437) exceeded depreciation/amortization (\$803,787) in the current period. 2,456,650

The net effect of various transactions involving capital assets (sales, trade-ins, donated infrastructure, etc.) is to decrease net position. (72,742)

The repayment of principal of long-term debt consumes current financial resources of governmental funds.

Revenue bonds	305,000
Lease liability	6,805
Subscription-based information technology agreement	8,300

Debt proceeds provide current financial resources to governmental funds, but issuing debt increases long-term liabilities in the statement of net position.

Subscription-based information technology agreement proceeds	(20,738)
--	----------

Revenues that are not available to pay current obligations are not reported in the fund financial statements, but they are presented as revenues in the Statement of Activities

Non-employer contributions to cost-sharing pension plan	75,848
Unavailable revenue	(128,465)

Accrued interest expense on long-term debt is reported in the government-wide Statement of Activities, but does not require the use of financial resources; therefore, accrued interest expense is not reported as expenditures in governmental funds. 1,624

Some expenses reported in the Statement of Activities do not require the use of current financial resources and therefore are not reported as expenditures in the funds.

Compensated absences	424
Pension expense	(50,441)

Change in net position of governmental activities \$ 2,439,013

The accompanying notes are an integral part of these financial statements.

City of Springhill
Springhill, Louisiana
Statement of Net Position
Proprietary Funds
June 30, 2025

	Business-type Activities - Enterprise Funds		
	Water and Sewer Fund	Other Enterprise Funds	Totals
Assets			
Current assets:			
Cash and cash equivalents	\$ 77,392	\$ 193,350	\$ 270,742
Restricted cash and cash equivalents	134,878		134,878
Investments	1,493,368		1,493,368
Restricted investments	69,286	18,462	87,748
Accounts receivable, net	324,520	31,297	355,817
Due from other funds	76,920		76,920
Inventories		46,954	46,954
Prepays	118,033	27,107	145,140
Total current assets	<u>2,294,397</u>	<u>317,170</u>	<u>2,611,567</u>
Noncurrent assets:			
Restricted cash and cash equivalents	668,177		668,177
Capital assets:			
Land	48,490	65,000	113,490
Construction in progress	2,864,302	147,570	3,011,872
Plant and equipment	33,243,033	2,909,807	36,152,840
Less: accumulated depreciation	(18,861,219)	(1,786,417)	(20,647,636)
Total noncurrent assets	<u>17,962,783</u>	<u>1,335,960</u>	<u>19,298,743</u>
Total assets	<u>20,257,180</u>	<u>1,653,130</u>	<u>21,910,310</u>
Deferred Outflows of Resources			
Pension related	<u>125,734</u>		<u>125,734</u>
Liabilities			
Current liabilities:			
Accounts payable and accrued expenses	72,528	36,508	109,036
Due to other funds	300,810	6,531	307,341
Payable from restricted assets:			
Revenue bonds	580,258		580,258
Accrued interest	17,473		17,473
Customer deposits	217,125		217,125
Total current liabilities	<u>1,188,194</u>	<u>43,039</u>	<u>1,231,233</u>
Noncurrent liabilities:			
Net pension liability	445,503		445,503
Revenue bonds	6,566,325		6,566,325
Total noncurrent liabilities	<u>7,011,828</u>		<u>7,011,828</u>
Total liabilities	<u>8,200,022</u>	<u>43,039</u>	<u>8,243,061</u>
Deferred Inflows of Resources			
Pension related	<u>27,091</u>		<u>27,091</u>
Total deferred inflows or resources	<u>27,091</u>		<u>27,091</u>
Net position			
Net investment in capital assets	10,148,023	1,305,960	11,453,983
Restricted for:			
Debt service	668,177		668,177
Unrestricted	1,339,601	304,131	1,643,732
Total net position	<u>\$ 12,155,801</u>	<u>\$ 1,610,091</u>	<u>\$ 13,765,892</u>

The accompanying notes are an integral part of these financial statements.

City of Springhill
Springhill, Louisiana
Statement of Revenues, Expenses, and Changes in Fund Net Position
Proprietary Funds
For the Year Ended June 30, 2025

	Business-type Activities - Enterprise Funds		
	Water and Sewer Fund	Other Enterprise Funds	Totals
Operating revenues:			
Charges for service -			
Water sales	\$ 1,573,133	\$	\$ 1,573,133
Sewerage service charges	845,952		845,952
Cemetery assessments		28,520	28,520
Sale of cemetery lots		3,035	3,035
Rental of facilities		67,775	67,775
Miscellaneous	49,011	3,050	52,061
Total operating revenues	<u>2,468,096</u>	<u>102,380</u>	<u>2,570,476</u>
Operating expenses:			
Cost of sales and service		781	781
Water services	1,227,175		1,227,175
Sewer services	891,171		891,171
Community activities		132,415	132,415
Cemetery maintenance		9,162	9,162
General and administrative	16,231	27,834	44,065
Depreciation	1,159,484	69,841	1,229,325
Total operating expenses	<u>3,294,061</u>	<u>240,033</u>	<u>3,534,094</u>
Operating income (loss)	<u>(825,965)</u>	<u>(137,653)</u>	<u>(963,618)</u>
Non-operating revenues (expenses):			
Interest income	178,342	3,737	182,079
Interest expense	(225,228)		(225,228)
Operating grants and contributions	12,957		12,957
Total non-operating revenues (expenses)	<u>(33,929)</u>	<u>3,737</u>	<u>(30,192)</u>
Change in net position before contributions and transfers	(859,894)	(133,916)	(993,810)
Capital contributions	1,368,973		1,368,973
Transfers in	624,699	100,000	724,699
Transfers out	(34,573)	(36,000)	(70,573)
Change in net position	1,099,205	(69,916)	1,029,289
Net position - beginning of year	<u>11,056,596</u>	<u>1,680,007</u>	<u>12,736,603</u>
Net position - end of year	<u>\$ 12,155,801</u>	<u>\$ 1,610,091</u>	<u>\$ 13,765,892</u>

The accompanying notes are an integral part of these financial statements.

City of Springhill
Springhill, Louisiana
Statement of Cash Flows
Proprietary Funds
For the Year Ended June 30, 2025

	Water and Sewer	Non Major Funds	Total
Cash Flows From Operating Activities			
Receipts from customers	\$ 2,499,224	\$ 111,534	\$ 2,610,758
Other receipts	49,011	2,269	51,280
Cash payments to suppliers for goods and services	(1,653,022)	(194,388)	(1,847,410)
Cash payments to employees for services	(574,604)		(574,604)
Net Cash From (Used By) Operating Activities	<u>320,609</u>	<u>(80,585)</u>	<u>240,024</u>
Cash Flows from Noncapital Financing Activities			
Interfund loans	(382,672)	594	(382,078)
Operating grants	12,957		12,957
Transfers from other funds	624,699	100,000	724,699
Transfers to other funds	(34,573)	(36,000)	(70,573)
Net Cash From Noncapital Financing Activities	<u>220,411</u>	<u>64,594</u>	<u>285,005</u>
Cash Flows From Capital and Related Financing Activities			
Acquisition/construction of capital assets	(2,220,190)	(90,999)	(2,311,189)
Principal paid on capital debt	(566,902)		(566,902)
Interest paid on capital debt	(219,984)		(219,984)
Net Cash (Used By) Capital and Related Financing Activities	<u>(3,007,076)</u>	<u>(90,999)</u>	<u>(3,098,075)</u>
Cash Flow From Investing Activities			
Interest income	178,342	3,737	182,079
Purchase of investments		746	746
Sale of investments	418,086		418,086
Net Cash From Investing Activities	<u>596,428</u>	<u>4,483</u>	<u>600,911</u>
Net (decrease) in cash and cash equivalents	(1,869,628)	(102,507)	(1,972,135)
Cash, Beginning of year	<u>2,750,075</u>	<u>295,857</u>	<u>3,045,932</u>
Cash, End of year	<u>\$ 880,447</u>	<u>\$ 193,350</u>	<u>\$ 1,073,797</u>
Cash and cash equivalents are reflected on the Statement of Net Position as follows:			
Cash and cash equivalents	\$ 77,392	\$ 193,350	\$ 270,742
Cash and cash equivalents current - restricted	134,878		134,878
Cash and cash equivalents non-current - restricted	668,177		668,177
Total	<u>\$ 880,447</u>	<u>\$ 193,350</u>	<u>\$ 1,073,797</u>
Reconciliation of Operating Income (Loss) to Net Cash Provided By/(Used In) Operating Activities			
Operating income (loss)	\$ (825,965)	\$ (137,653)	\$ (963,618)
Adjustments to reconcile operating loss to net cash provided (used) by operating activities			
Depreciation expense	1,159,484	69,841	1,229,325
Loss on disposal of asset	1,395		1,395
Accounts receivable	94,992	12,204	107,196
Prepaid expenses	(51,992)	(26,973)	(78,965)
Inventories		(781)	(781)
Accounts payable	(7,708)	2,777	(4,931)
Customer deposits	(7,619)		(7,619)
Pension related	(41,978)		(41,978)
Net Cash Flows From (Used By) Operating Activities	<u>\$ 320,609</u>	<u>\$ (80,585)</u>	<u>\$ 240,024</u>
Noncash Capital Financing Activities:			
Acquisition of property			
Acquisition/construction of capital assets	\$ 2,220,190	\$ 114,437	\$ 2,334,627
Vendor payable for property and equipment		(23,438)	(23,438)
Cash used to acquire/construct capital assets	<u>\$ 2,220,190</u>	<u>\$ 90,999</u>	<u>\$ 2,311,189</u>

The accompanying notes are an integral part of these financial statements.

City of Springhill
Springhill, Louisiana
Notes to Financial Statements
June 30, 2025

INTRODUCTION

The City of Springhill is incorporated under the provisions of the Lawrason Act. The City operates under a Mayor–Board of Aldermen form of government. Elected officials of the City consist of the mayor, five (5) aldermen, and the chief of police, who are elected to four-year terms. The affairs of the City are conducted and managed by the mayor and the board of aldermen.

(1) Summary of Significant Accounting Policies

The City of Springhill's financial statements are prepared in conformity with generally accepted accounting principles (GAAP). The Governmental Accounting Standards Board (GASB) is responsible for establishing GAAP for state and local governments through its pronouncements (Statements and Interpretations). The more significant accounting policies established in GAAP and used by the City of Springhill are discussed below.

A. Reporting Entity

As the municipal governing authority, for reporting purposes, the City of Springhill is considered a separate financial reporting entity. The financial reporting entity consists of (a) the primary government (the City of Springhill), (b) organizations for which the primary government is financially accountable, and (c) other organizations for which nature and significance of their relationship with the City of Springhill are such that exclusion would cause the reporting entity's financial statements to be misleading or incomplete.

GASB established criteria for determining which component units should be considered part of the City of Springhill for financial reporting purposes. The basic criterion for including a potential component unit within the reporting entity is financial accountability. The GASB has set forth criteria to be considered in determining financial accountability. This criteria includes:

1. Appointing a voting majority of an organization's governing body, and
 - a. The ability of the City to impose its will on that organization and/or
 - b. The potential for the organization to provide specific financial benefits to or impose specific financial burdens on the City.
2. Organizations for which the City does not appoint a voting majority but are fiscally dependent on the City.
3. Organizations for which the reporting entity financial statements would be misleading if data of the organization is not included because of the nature or significance of the relationship.

In addition, the GASB states that a legally separate, tax-exempt organization should be reported as a component unit of a reporting entity if *all* of the following criteria are met:

1. The economic resources received or held by the separate organization are entirely or almost entirely for the direct benefit of the primary government, its component units, or its constituents.

(Continued)

City of Springhill
Springhill, Louisiana
Notes to Financial Statements
June 30, 2025
(Continued)

2. The primary government is entitled to, or has the ability to otherwise access, a majority of the economic resources received or held by the separate organization.
3. The economic resources received or held by an individual organization that the specific primary government, or its component units, is entitled to, or has the ability to otherwise access, are significant to that primary government.

In addition, other organizations should be evaluated as potential component units if they are closely related to, or financially integrated with, the primary government.

Based on the criteria described above, the following were determined to be component units of the City: Springhill City Court and Ward 2 Marshal.

Complete financial statements of the individual component units may be obtained from their respective administration offices or from the City of Springhill.

The City has chosen to issue financial statements of the primary government (City) only; therefore, the previously listed component units are not included in the accompanying financial statements.

The Governmental Accounting Standards Board provides for the issuance of primary government financial statements that are separate from those of the reporting entity. However, the primary government's (City) financial statements are not a substitute for the reporting entity's financial statements. The accompanying primary government financial statements have been prepared in conformity with generally accepted accounting principles as applied to governmental units. These financial statements are not intended to and do not report on the reporting entity but rather are intended to reflect only the financial statements of the primary government (City).

B. Basic Financial Statements – Government-Wide Statements

The City of Springhill's basic financial statements include both government-wide (reporting the funds maintained by the City of Springhill as a whole) and fund financial statements (reporting the City of Springhill's major funds). Both the government-wide and fund financial statements categorize primary activities as either governmental or business type. The City's general fund, sales tax fund, and debt service funds are classified as governmental activities. The City's water and sewer services, cemetery fund, and community activities fund are classified as business-type activities.

In the government-wide Statement of Net Position, both the governmental activities and business-type activities columns are presented on a consolidated basis by column and are reported on a full accrual, economic resource basis, which recognizes all long-term assets and receivables, as well as long-term debt and obligations. The City of Springhill's net position is reported in three parts – net invested in capital assets; restricted net position; and unrestricted net position.

The government-wide Statement of Activities reports both the gross and net cost of each of the City of Springhill's functions. The functions are also supported by general government revenues

(Continued)

City of Springhill
Springhill, Louisiana
Notes to Financial Statements
June 30, 2025
(Continued)

(property, sales and use taxes, certain intergovernmental revenues, etc.). The Statement of Activities reduces gross expenses (including depreciation) by related program revenues, operating, and capital grants.

Program revenues must be directly associated with the function. Operating grants include operating-specific and discretionary (either operating or capital) grants while the capital grants column reflects capital-specific grants. Amounts reported as program revenues include 1) charges to customers or applicants for goods, services, or privileges provided, 2) operating grants and contributions, and 3) capital grants and contributions. Internally dedicated resources are reported as general revenues rather than as program revenues. Likewise, general revenues include all taxes.

Proprietary funds distinguish operating revenues and expenses from non-operating items. Operating revenues and expenses generally result from providing services and producing and delivering goods in connection with the proprietary fund's principal ongoing operations of providing water and sewer services.

The net costs (by function) are normally covered by general revenue (property, sales and use taxes, certain intergovernmental revenues, interest income, etc.).

This government-wide focus is more on the sustainability of the City of Springhill as an entity and the change in the City of Springhill's net position resulting from the current year's activities.

C. Basic Financial Statements – Fund Financial Statements

The financial transactions of the City of Springhill are recorded in individual funds in the fund financial statements. Each fund is accounted for by providing a separate set of self-balancing accounts that comprises its assets, liabilities, reserves, fund equity, revenues and expenditures/expenses. The various funds are reported by generic classification within the financial statements.

The following fund types are used by the City of Springhill:

1. Governmental Funds – the focus of the governmental funds' measurement (in the fund statements) is upon determination of financial position and changes in financial position (sources, uses, and balances of financial resources) rather than upon net income. The following is a description of the governmental funds of the City of Springhill:
 - a. General fund is the general operating fund of the City of Springhill. It is used to account for all financial resources except those required to be accounted for in another fund.
 - b. Special revenue funds are used to account for the proceeds of specific revenue sources that are restricted or committed to expenditures for specified purposes other than debt service or capital projects. The City sales tax fund is classified as a special revenue fund.

(Continued)

City of Springhill
Springhill, Louisiana
Notes to Financial Statements
June 30, 2025
(Continued)

- c. Debt service funds are used to account for all financial resources that are restricted, committed, or assigned to expenditures for principal and interest. The City's 2014 sales tax bonds, 2015 sales tax bonds, and 2016 sales tax bonds funds are considered debt service funds.
 - d. Capital projects fund is used to account for financial resources that are restricted, committed, or assigned to expenditure for capital outlays.
2. Proprietary Funds – the focus of proprietary fund measurement is upon determination of operating income, changes in net position, financial position, and cash flows. The generally accepted accounting principles applicable are those similar to businesses in the private sector. The following is a description of the proprietary funds of the City of Springhill:
- a. Enterprise funds are required to be used to account for operations for which a fee is charged to external users for goods or services and the activity (a) is financed with debt that is solely secured by a pledge of the net revenues, (b) has third party requirements that the cost of providing services, including capital costs, be recovered with fees and charges, or (c) establishes fees and charges based on a pricing policy designed to recover similar costs. The City's water/sewer fund, cemetery fund, and community activities fund are classified as enterprise funds.

The emphasis in fund financial statements is on the major funds in either the governmental or business-type activities categories. Non-major funds by category are summarized into a single column. GASB sets forth minimum criteria (percentage of the assets, liabilities, revenues, or expenditures/expenses of fund category) for the determination of major funds.

The following major funds are presented in the fund financial statements:

General fund – accounts for all financial resources except those required to be accounted for in another fund.

Sales tax fund – accounts for the proceeds of a 2 1/2 % sales and use tax that is legally restricted for the purposes of constructing, acquiring, extending, improving, operating, and maintaining sewers and sewerage disposal works, waterworks, garbage collection and waste disposal facilities, fire department stations and related facilities, public parks and recreational facilities, streets, alleys, sidewalks and bridges, purchasing and acquiring the necessary land, equipment and furnishings for the aforesaid public works, building improvements and facilities, title to which improvements shall be in the public, the payment of salaries on non-elected municipal employees, police department stations and related facilities, roads, streets and bridges, and other capital improvements for the City, and to the retirement of public improvement bonds, the proceeds of which were used for construction of sewer improvements, or for any one or more of said purposes.

Water and sewer fund – accounts for the provision of water and sewerage services to the residents of the City.

(Continued)

City of Springhill
Springhill, Louisiana
Notes to Financial Statements
June 30, 2025
(Continued)

D. Basis of Accounting

Basis of accounting refers to the point at which revenues or expenditures are recognized in the accounts and reported in the financial statements. It relates to the timing of the measurements made regardless of the measurement focus applied.

1. Accrual:

Both governmental and business-type activities in the government-wide financial statements and the proprietary fund financial statements are presented on the accrual basis of accounting. Revenues are recognized when earned and expenses are recognized when incurred.

2. Modified Accrual:

The governmental funds financial statements are presented on the modified accrual basis of accounting. Under modified accrual basis of accounting, revenues are recorded when susceptible to accrual: i.e., both measurable and available. "Available" means collectible within the current period or within 60 days after year end. Expenditures are generally recognized under the modified accrual basis of accounting when the related liability is incurred. The exception to this general rule is that principal and interest on general obligation long-term debt, if any, is recognized when due.

E. Budgets

The City follows these procedures in establishing the budgetary data reflected in these financial statements:

1. The operating budget includes proposed expenditures and the means of financing them. Public hearings are conducted to obtain taxpayer comments. Prior to June 30, the budget is legally enacted through the passage of an ordinance.
2. Budgets are adopted on a line-item basis. Administrative adjustments can be made on a departmental basis between line-item accounts only. Inter-departmental amendments, interfund amendments, and additional appropriations from one fund to another are subject to board approval. The overall level of control is on an inter-departmental basis.
3. Unused appropriations of all of the annually budgeted funds lapse at the end of the fiscal year.
4. Budgets for all funds are adopted on a basis consistent with GAAP. Budgeted amounts in the accompanying statements are as originally adopted, or as amended by the Board of Aldermen. There was one amendment to the budget during the year.

(Continued)

City of Springhill
Springhill, Louisiana
Notes to Financial Statements
June 30, 2025
(Continued)

F. Cash, Cash Equivalents, and Investments

Cash includes amounts in petty cash, demand deposits, interest bearing demand deposits, and time deposits. Cash equivalents include amounts in time deposits and those investments with original maturities of 90 days or less. Under state law, the City may deposit funds in demand deposits, interest bearing demand deposits, money market accounts, or time deposits with state banks organized under Louisiana law or any other state of the United States, or under the laws of the United States.

Investments are limited by R.S. 33:2955 and the City's investment policy. If the original maturities of investments exceed 90 days, they are classified as investments; however, if the original maturities are 90 days or less, they are classified as cash equivalents.

G. Capital Assets

Capital assets, which include property, plant, and equipment, are reported in the applicable governmental or business-type activities columns in the government-wide financial statements. Capital assets purchased or acquired with an original cost of \$1 for land, \$1,000 for vehicles, \$5,000 for equipment, \$10,000 for buildings and improvements, and \$25,000 for infrastructure are capitalized at historical cost or estimated cost if historical cost is not available. Donated assets are recorded as capital assets at acquisition value. The City elected not to report major general infrastructure assets retroactively. The costs of normal maintenance and repairs that do not add to the value of the asset or materially extend assets lives are not capitalized. Major outlays for capital assets and improvements are capitalized as projects are constructed. Interest incurred during the construction phase of capital assets of business-type activities is included as part of the capitalized value of the assets constructed. Lease assets are measured at the amount of the initial measurement of the lease liability, plus any payments made to the lessor at or before the commencement of the lease term and certain direct costs. All capital assets, other than land, are depreciated using the straight-line method over the following useful lives:

<u>Description</u>	<u>Estimated Lives</u>
Governmental activities:	
Land improvements	20-30 years
Buildings and improvements	7-40 years
Vehicles	5 years
Machinery and equipment	5 years
Business-type activities/enterprise fund:	
Buildings	25 years
Systems and improvements	20-50 years
Machinery and equipment	10-20 years
Vehicles	5 years
Roads	20-50 years

Lease assets are amortized using the straight-line method over the shorter of the lease term or the useful life of the underlying asset.

(Continued)

City of Springhill
Springhill, Louisiana
Notes to Financial Statements
June 30, 2025
(Continued)

H. Inventory

Inventories in the proprietary funds consist primarily of cemetery plots which are valued at cost on a specific identification basis.

I. Revenues

Ad valorem taxes are assessed on a calendar year basis and attach as an enforceable lien and become due and payable on the date the tax rolls are filed with the recorder of mortgages. State law requires that the tax roll be filed on or before November 15 of each year. Ad valorem taxes become delinquent if not paid by December 31. Sales tax revenues and gaming revenues are recorded in the period in which the underlying exchange has occurred. Fines, forfeitures, licenses, and permits are recognized in the period they are collected. Interest income on demand and time deposits are recorded when earned. Federal and state grants are recorded when the City is entitled to the funds.

J. Net Position

Net position represents the difference between assets, deferred outflows of resources, liabilities, and deferred inflows of resources. Net position invested in capital assets, net of related debt consists of capital assets, net of accumulated depreciation, reduced by the outstanding balance of any borrowing used for the acquisition, construction, or improvement of those assets. Net position is reported as restricted when there are limitations imposed on their use either through constitutional provisions or enabling legislation adopted by the City or through external restrictions imposed by creditors, grantors, or laws or regulations of other governments. The City's policy is to first apply restricted resources when an expense is incurred for purposes for which both restricted and unrestricted net position are available.

K. Fund Balance

GASB has issued standards which define the different types of fund balances that a governmental entity must use for financial reporting purposes. GASB requires the fund balance amounts to be properly reported within one of the fund balance categories list below.

1. Nonspendable fund balances are amounts that cannot be spent because they are either (a) not in spendable form, such as inventory or prepaid expenses, or (b) legally or contractually required to be maintained intact, such as a trust that must be retained in perpetuity.
2. Restricted fund balances are restricted when constraints placed on the use of resources are either (a) externally imposed by creditors, grantors, contributors, or laws or regulations of other governments, or (b) imposed by law through constitutional provisions or enabling legislation.

(Continued)

City of Springhill
Springhill, Louisiana
Notes to Financial Statements
June 30, 2025
(Continued)

3. Committed fund balances include amounts that can be used only for the specific purposes as a result of constraints imposed by the board of alderman (the City's highest level of decision making authority). Committed amounts cannot be used for any other purpose unless the board of aldermen remove those constraints by taking the same type of action (i.e. legislation, resolution, ordinance).
4. Assigned fund balances are amounts that are constrained by the City's intent to be used for specific purposes, but are neither restricted nor committed.
5. Unassigned fund balance is the residual classification for the City's general fund and includes all spendable amounts not contained in the other classifications.

The City's policy is to apply expenditures against nonspendable fund balances, restricted fund balances, committed fund balances, assigned fund balances, and unassigned fund balances, in that order.

The calculation of fund balance amounts begins with the determination of nonspendable fund balances. Then restricted fund balances for specific purposes are determined (not including non-spendable amounts). Then any remaining fund balance amounts for the non-general funds are classified as restricted fund balance. It is possible for the non-general funds to have negative unassigned fund balance when non-spendable amounts plus the restricted fund balances for specific purpose amounts exceeds the positive fund balance for the non-general fund.

L. Sales Taxes

On March 30, 1968, the citizens of the City of Springhill approved the assessment of a 1% sales and use tax. Proceeds of this 1% sales and use tax are dedicated to the following purposes: constructing, acquiring, extending, improving, operating, and maintaining sewers and sewerage disposal works, waterworks, garbage collection and waste disposal facilities, fire department stations and related facilities, public parks and recreational facilities, streets, alleys, sidewalks and bridges, purchasing and acquiring the necessary land, equipment and furnishings for the aforesaid public works, building improvements and facilities, title to which improvements shall be in the public; and for the payment of salaries on non-elected municipal employees; or for any one or more of said purposes.

On November 21, 1987, the citizens of the City of Springhill approved the assessment of a 1/2% sales and use tax. Proceeds of this 1/2% sales and use tax are dedicated to the following purposes: constructing, acquiring, extending, improving, operating, and maintaining fire department stations and related facilities, police department stations and related facilities, and public parks and recreational facilities, purchasing and acquiring the necessary land, equipment and furnishings for the aforesaid buildings, improvements and facilities; and for the payment of salaries on non-elected municipal employees; or for any one or more of said purposes.

(Continued)

City of Springhill
Springhill, Louisiana
Notes to Financial Statements
June 30, 2025
(Continued)

In November 1991, the citizens of the City of Springhill approved the assessment of an additional 1% sales and use tax. Proceeds of the 1% sales and use tax are dedicated to the following purposes: acquiring, constructing, extending, improving, maintaining and operating sewer and sewerage disposal facilities, roads, streets and bridges, and other capital improvements for the City, and to the retirement of public improvement bonds, the proceeds of which were used for construction of sewer improvements.

M. Compensated Absences

Compensated paid time off is calculated based on the individual employee's anniversary date. Employees must use their paid time off within one year of their anniversary date or it is forfeited. Paid time off is vested and is paid to an employee upon termination.

There was a total of \$64,616 of accumulated unpaid paid time off as of June 30, 2025. The full liability and related costs are reported in the government-wide financial statements. The accumulated unpaid paid time off is a reconciling item between the governmental funds and government-wide statements.

N. Interfund Activity

Interfund activity is reported as loans, reimbursements, or transfers. Loans are reported as interfund receivables and payables as appropriate and are subject to elimination upon consolidation. Any residual balances outstanding between the governmental activities and business-type activities are reported in the government-wide financial statements as "internal balances." Reimbursements are when one fund incurs a cost, charges the appropriate benefiting fund and reduces its related cost as a reimbursement. Transfers between governmental funds are netted as part of the reconciliation to the government-wide financial statements.

O. Use of Estimates

Management uses estimates and assumptions in preparing financial statements. Those estimates and assumptions affect the reported amounts of assets and liabilities, the disclosure of contingent assets and liabilities, and reported revenues and expenses. Actual results could differ from those estimates.

P. Long-Term Obligations

In the government-wide financial statements, long-term debt and other long-term obligations are reported as liabilities in the applicable governmental activities in the Statement of Net Position. Bonds payable are reported net of the applicable bond premium or discount.

In the fund financial statements, governmental funds recognize bond premiums and discounts, as well as bond issuance costs, during the current period. The face amount of the debt issued is reported as other financing sources. Premiums received on debt issuances are reported as other financing sources while discounts on debt issuances are reported as other financing uses. Issuance costs, whether or not withheld from the actual debt proceeds received, are reported as debt service expenditures.

(Continued)

City of Springhill
Springhill, Louisiana
Notes to Financial Statements
June 30, 2025
(Continued)

Q. Bad Debts

Uncollectible amounts due for ad valorem taxes, customer's utility receivables, and special assessments are recognized as bad debts through the establishment of an allowance account at the time information becomes available which would indicate the uncollectibility of the particular receivable. Accounts receivable for the general fund, water and sewer fund and cemetery fund are shown net of an allowance of \$32,367, \$15,000, and \$127,153, respectively.

R. Statement of Cash Flows

For the purposes of the Statement of Cash Flows, the City considers all highly liquid investments (including restricted assets) with a maturity of three months or less when purchased to be cash equivalents.

S. Deferred Outflows/Inflows of Resources

In addition to assets, the Statement of Net Position will sometimes report a separate section for deferred outflows of resources. This separate financial statement element, *deferred outflows of resources*, represents a consumption of net position that applies to a future period(s) and so will not be recognized as an outflow of resources (expense/expenditure) until then. The City currently has three items that meet this definition and qualify for reporting in this category. Unavailable revenue from grants, pension related, and other amounts are reported in the statement of net position.

In addition to liabilities, the Statement of Net Position will sometimes report a separate section for *deferred inflows of resources*. This separate financial statement element represents an acquisition of net position that applies to a future period(s) and so will not be recognized as an inflow of resources (revenue) until that time. Lease-related amounts are recognized at the inception of leases in which the City is the lessor. The deferred inflow of resources is recorded in an amount equal to the corresponding lease receivable plus certain additional amounts received from the lessee at or before the commencement of the lease term that relate to future periods, less any lease incentives paid to, or on behalf of, the lessee at or before the commencement of the lease term. The inflow of resources is recognized in a systematic and rational manner over the term of the lease. The City currently has deferred inflows of resources related to pensions and leased buildings. In addition, the City has unavailable revenue for grants and other amounts on the balance sheet for governmental funds.

T. Prepaid Items

Certain payments to vendors reflect costs applicable to future accounting periods and are recorded as prepaid items in the governmental fund and government-wide financial statements.

(Continued)

City of Springhill
Springhill, Louisiana
Notes to Financial Statements
June 30, 2025
(Continued)

U. Pension Plan

The City is a participating employer in a cost-sharing, multiple-employer, defined benefit pension plan as described in Note 13. For purposes of measuring the net pension liability, deferred outflows of resources and deferred inflows of resources related to pensions, and pension expense, information about the fiduciary net position of each of the plans, and additions to/deductions for the plans fiduciary net position have been determined on the same basis as they are reported by the plan.

V. Fair Value Measurements

Generally accepted accounting principles require disclosure to be made about fair value measurements, the level of fair value hierarchy, and valuation techniques. The fair value hierarchy categorizes the inputs to valuation techniques used to measure fair value into three levels:

Level 1 inputs – The valuation is based on quoted market prices for identical assets or liabilities traded in active markets;

Level 2 inputs – The valuation is based on quoted market prices for similar instruments traded in active markets, quoted prices for identical or similar instruments in markets that are not active, and inputs other than quoted prices that are observable for the asset or liability;

Level 3 inputs – The valuation is determined by using the best information available under the circumstances and might include the government's own data but should adjust those data if (a) reasonably available information indicates that other market participants would use different data or (b) there is something particular to the government that is not available to other market participants.

The asset's or liability's fair value measurement level within the fair value hierarchy is based on lowest level of any input that is significant to the fair value measurement.

W. Lease Receivables

Lease receivables are measured using a present value of lease payments to be received for the lease term (less estimates for uncollectible amounts).

(2) Ad Valorem Taxes

The following is a summary of authorized and levied ad valorem taxes for the year:

	Authorized Millage	Levied Millage	Expiration Date
General Fund	7.70	7.22	Statutory

Approximately 25% of the City's ad valorem taxes are derived from 10 taxpayers.

(Continued)

City of Springhill
Springhill, Louisiana
Notes to Financial Statements
June 30, 2025
(Continued)

(3) Cash, Cash Equivalents, and Investments

At June 30, 2025, the City has cash, cash equivalents, and investments (book balances) totaling \$9,057,012, as detailed below.

A. Cash and Cash Equivalents

At June 30, 2025, the City has cash and cash equivalents (book balances) totaling \$5,349,381 of which \$803,055, is shown as restricted. These deposits are stated at cost, which approximates market. Under state law, these deposits (or the resulting bank balances) must be secured by federal deposit insurance or the pledge of securities owned by the fiscal agent bank. The market value of the pledged securities plus the federal deposit insurance must at all times equal the amount on deposit with the fiscal agent.

B. Investments

At June 30, 2025, the City has investments totaling \$3,707,631, of which \$451,531 is shown as restricted.

The investments are presented in the financial statements at fair value using level 2 fair value measurements. Investments at June 30, 2025, consisted of certificates of deposit totaling \$507,275 with maturities greater than 90 days, of which \$82,246 is shown as restricted. The certificates of deposit are carried at cost, which approximates market.

Also included in investments at June 30, 2025, are \$369,285 held in money market trust funds invested in U.S. government securities, which is shown as restricted.

At June 30, 2025, the City has investments that consist of investments in Louisiana Asset Management Pool (LAMP) totaling \$2,831,071.

The Louisiana Asset Management Pool (LAMP) is a local government investment pool. In accordance with GASB codification section 150.126, the investment in LAMP at the City of Springhill is not categorized in the three risk categories provided by GASB Codification Section 150.125 because the investment is in the pool of funds and therefore not evidenced by securities that exist in physical or book entry form. LAMP is administered by LAMP, Inc., a non-profit corporation organized under the laws of the State of Louisiana. Only local government entities having contracted to participate in LAMP have an investment interest in its pool of assets.

The primary objective of LAMP is to provide a safe environment for the placement of public funds in short term, high quality investments. The LAMP portfolio includes only securities and other obligations in which local governments in Louisiana are authorized to invest in accordance with LSA-R.S. 33:2955. Accordingly, LAMP investments are restricted to securities issued, guaranteed, or backed by the U.S. Treasury, the U.S. Government, or one of its agencies, enterprises, or instrumentalities, as well as repurchase agreements collateralized by those securities. Effective August 1, 2001, LAMP's investment guidelines were amended to permit the investment in government-only money market funds. In its 2001 Regular Session, the Louisiana Legislature (Senate Bill No. 512, Act 701) enacted LSA-R.S.

(Continued)

City of Springhill
Springhill, Louisiana
Notes to Financial Statements
June 30, 2025
(Continued)

33:2955(A)(1)(h) which allows municipalities, parishes, school boards, and any other political subdivisions of the State to invest in "Investment grade (A-1/P-1) commercial paper of domestic United States corporations." Effective October 1, 2001, LAMP's Investment Guidelines were amended to allow the limited investment in A-1 or A-1+ commercial paper.

The following facts are relevant for LAMP:

Credit risk: LAMP is rated AAAM by Standard & Poor's.

Custodial credit risk: LAMP participants' investments in the pool are evidenced by shares of the pool. Investments in pools should be disclosed, but not categorized because they are not evidenced by securities that exist in physical or book-entry form. The public entity's investment is with the pool, not the securities that make up the pool; therefore, no disclosure is required.

Concentration of credit risk: Pooled investments are excluded from the 5 percent disclosure requirement.

Interest rate risk: LAMP is designed to be highly liquid to give its participants immediate access to their account balances. LAMP prepares its own interest rate risk disclosure using the weighted average maturity (WAM) method. The WAM of LAMP assets is restricted to not more than 90 days, and consists of no securities with a maturity in excess of 397 days or 762 days for U.S. Government floating/variable rate investments. The WAM for LAMP's total investments is 26 days as of June 30, 2024.

Foreign currency risk: Not applicable.

The investments in LAMP are stated at fair value. The fair value is determined on a weekly basis by LAMP and the value of the position in the external investment pool is the same as the net asset value of the pool shares. LAMP, Inc. is subject to the regulatory oversight of the state treasurer and the board of directors. LAMP is not registered with the SEC as an investment company.

C. Credit Risk

Custodial credit risk is the risk that in the event of a bank failure, the government's deposits may not be returned to it. As of June 30, 2025, \$5,547,123 of the City's bank balances was exposed to custodial credit risk as follows:

Uninsured and collateral held by pledging bank's trust department not in City's name:

Cash and cash equivalents	\$ 5,308,309
Investments – certificates of deposits	238,814
Total	<u>\$ 5,547,123</u>

Even though the pledged securities are considered uncollateralized (Category 3) under the provisions of GASB Statement 3, R.S. 39:1229 imposes a statutory requirement on the custodial bank to advertise and sell the pledged securities within 10 days of being notified that the fiscal agent has failed to pay deposited funds upon demand.

(Continued)

City of Springhill
Springhill, Louisiana
Notes to Financial Statements
June 30, 2025
(Continued)

D. Restricted Cash and Investments

Restricted cash and investments at June 30, 2025, consisted of amounts received but not yet expended for the following purposes:

Governmental Activities –

Restricted investments	
Debt service	\$ 363,783
Total – governmental activities	<u>\$ 363,783</u>

Business-type activities –

Restricted cash	
Customer deposits	\$ 134,878
Debt service	<u>668,177</u>
Total restricted cash	
business-type activities	<u>\$ 803,055</u>

Restricted investments	
Customer deposits	<u>\$ 87,748</u>
Total restricted investment	
business-type activities	<u>\$ 87,748</u>

(4) Receivables

The following is a summary of receivables at June 30, 2025:

<u>Class of Receivable</u>	
Governmental activities –	
Ad valorem	\$ 5,999
Grants	44,582
Sales taxes	280,360
Gaming	63,121
Other	77,684
Lease receivables	108,889
Franchise taxes	<u>27,576</u>
Total governmental activities	<u>\$ 608,211</u>
Business-type activities –	
Water and sewer charges	\$ 313,930
Cemetery assessments	31,297
Other	<u>10,590</u>
Total business-type activities	<u>\$ 355,817</u>

(Continued)

City of Springhill
Springhill, Louisiana
Notes to Financial Statements
June 30, 2025
(Continued)

(5) Capital Assets

Capital asset activity for the year ended June 30, 2025, was as follows:

	Balance at July 1, 2024	Additions	Deletions	Transfers	Balance at June 30, 2025
Governmental Activities:					
Capital assets, not being depreciated:					
Construction in progress	\$ 532,923	\$ 319,913	\$	\$ (278,873)	\$ 573,963
Land	525,294		(3,500)		521,794
Total capital assets, not being depreciated	<u>1,058,217</u>	<u>319,913</u>	<u>(3,500)</u>	<u>(278,873)</u>	<u>1,095,757</u>
Capital assets, being depreciated:					
Buildings	4,494,736		(92,433)		4,402,303
Infrastructure	12,917,524	2,855,961		278,873	16,052,358
Improvements other than buildings	1,100,419				1,100,419
Equipment	1,309,788	63,825	(136,295)		1,237,318
Total capital assets, being depreciated, at historical cost	<u>19,822,467</u>	<u>2,919,786</u>	<u>(228,728)</u>	<u>278,873</u>	<u>22,792,398</u>
Less accumulated depreciation:					
Buildings	(1,572,284)	(103,017)			(1,675,301)
Infrastructure	(5,970,058)	(595,341)			(6,565,399)
Improvements other than buildings	(395,523)	(46,440)			(441,963)
Equipment	(1,096,322)	(49,857)	159,486		(986,693)
Total accumulated depreciation	<u>(9,034,187)</u>	<u>(794,655)</u>	<u>159,486</u>		<u>(9,669,356)</u>
Total capital assets, being depreciated, net	<u>10,788,280</u>	<u>2,125,131</u>	<u>(69,242)</u>	<u>278,873</u>	<u>13,123,042</u>
Leased assets					
Equipment	35,274				35,274
Total leased assets, being amortized	<u>35,274</u>				<u>35,274</u>
Less accumulated amortization for:					
Leased equipment	(17,054)	(7,404)			(24,458)
Total accumulated amortization-leased equipment	<u>(17,054)</u>	<u>(7,404)</u>			<u>(24,458)</u>
Total lease assets being amortized, net	<u>18,220</u>	<u>(7,404)</u>			<u>10,816</u>
Subscription-based information technology arrangement assets (SBITA)					
Subscription-based information technology arrangements		20,738			20,738
Total subscription-based information technology arrangements, being amortized		<u>20,738</u>			<u>20,738</u>
Less accumulated amortization for:					
Subscription-based information technology arrangements		(1,728)			(1,728)
Total accumulated amortization-subscription-based information technology arrangements		<u>(1,728)</u>			<u>(1,728)</u>
Total subscription-based information technology arrangement assets being amortized, net		<u>19,010</u>			<u>19,010</u>
Total capital assets/lease assets/SBITA, being depreciated/amortized, net	<u>10,806,500</u>	<u>2,136,737</u>	<u>(69,242)</u>	<u>278,873</u>	<u>13,152,868</u>
Governmental activities capital assets, net	<u>\$ 11,864,717</u>	<u>\$ 2,456,650</u>	<u>\$ (72,742)</u>	<u>\$</u>	<u>\$ 14,248,625</u>

(Continued)

City of Springhill
Springhill, Louisiana
Notes to Financial Statements
June 30, 2025
(Continued)

	Balance at July 1, 2024	Additions	Deletions	Transfers	Balance at June 30, 2025
Business-Type Activities:					
Capital assets, not being depreciated:					
Land	\$ 113,490	\$	\$	\$	\$ 113,490
Construction in progress	765,318	2,246,554			3,011,872
Total capital assets, not being depreciated, at historical cost	<u>878,808</u>	<u>2,246,554</u>			<u>3,125,362</u>
Capital assets, being depreciated:					
Buildings	2,442,860				2,442,860
Improvements other than buildings	119,997				119,997
Furniture and fixtures	118,322				118,322
Equipment	617,086				617,086
Vehicles	281,861	88,073	(26,379)		343,555
Water plant	21,260,535				21,260,535
Sewer plant	11,250,485				11,250,485
Total capital assets, being depreciated, at historical cost	<u>36,091,146</u>	<u>88,073</u>	<u>(26,379)</u>		<u>36,152,840</u>
Less accumulated depreciation:					
Buildings	(1,376,853)	(57,926)			(1,434,779)
Improvements other than buildings	(60,307)	(2,153)			(62,460)
Furniture and fixtures	(118,322)				(118,322)
Equipment	(505,789)	(21,754)			(527,543)
Vehicles	(256,400)	(27,323)	24,984		(258,739)
Water plant	(10,087,186)	(790,620)			(10,877,806)
Sewer plant	(7,038,438)	(329,549)			(7,367,987)
Total accumulated depreciation	<u>(19,443,295)</u>	<u>(1,229,325)</u>	<u>24,984</u>		<u>(20,647,636)</u>
Total capital assets, being depreciated, net	<u>16,647,851</u>	<u>(1,141,252)</u>	<u>(1,395)</u>		<u>15,505,204</u>
Business-type activities capital assets, net	<u>\$ 17,526,659</u>	<u>\$ 1,105,302</u>	<u>\$ (1,395)</u>	<u>\$</u>	<u>\$ 18,630,566</u>

Depreciation/amortization expense was charged to governmental and business-type activities as follows:

	Governmental Activities	Business-type Activities
General government	\$ 17,521	\$
Public safety	50,293	
Parks and recreation	86,674	
Streets	415,768	
Airport	231,099	
Maintenance	2,432	
Community activities		69,841
Water		814,209
Sewer		345,275
Total	<u>\$ 803,787</u>	<u>\$ 1,229,325</u>

(Continued)

City of Springhill
Springhill, Louisiana
Notes to Financial Statements
June 30, 2025
(Continued)

(6) Accounts Payable and Accrued Expenses

Accounts payable and accrued expenses at June 30, 2025, consisted of the following:

<u>Class of Payable</u>	<u>Governmental Activities</u>	<u>Business-type Activities</u>	<u>Total</u>
Accounts	\$ 254,071	\$ 85,708	\$ 339,779
Construction payable	3,110		3,110
Compensated absences	14,007	17,450	31,457
Salaries and benefits	29,945	5,878	35,823
Bonds due to city court	<u>13,348</u>		<u>13,348</u>
Total – fund statements	314,481	109,036	423,517
Accrued interest	<u>35,568</u>	<u>17,473</u>	<u>53,041</u>
Total –government-wide Statements	<u>\$ 350,049</u>	<u>\$ 126,509</u>	<u>\$ 476,558</u>

(7) Customers' Deposits

Deposits held for customers that are currently active on the water and sewer systems total \$217,125 at June 30, 2025.

(8) Lease

The City, as a lessor, has entered into lease agreements involving airport hangers, water towers, and buildings owned by the City. The total amount of inflows of resources, including lease revenue, interest revenue, and other lease-related inflows, recognized during the year ended June 30, 2025 was \$20,476.

The future inflow of resources for the years subsequent to June 30, 2025, under existing lease agreements are as follows:

<u>Year Ending June 30,</u>	<u>Principal</u>	<u>Interest</u>	<u>Total</u>
2026	\$ 19,384	\$ 1,917	\$ 21,301
2027	9,023	1,700	10,723
2028	9,205	1,518	10,723
2029	9,391	1,331	10,722
2030	9,581	1,141	10,722
2031-2035	50,115	2,743	52,858
2036	<u>2,190</u>	<u>4</u>	<u>2,194</u>
	<u>\$ 108,889</u>	<u>\$ 10,354</u>	<u>\$ 119,243</u>

(Continued)

City of Springhill
Springhill, Louisiana
Notes to Financial Statements
June 30, 2025
(Continued)

(9) On-behalf Payments

Public safety employees of the City received a total of \$95,240 in supplemental pay from the State of Louisiana. The City recognizes this supplemental pay received by the employees as revenues and expenditures of the City. The revenue is reported in the General Fund under intergovernmental revenues and the expenditure is reported as public safety and ward court expenditures.

(10) Long-Term Liabilities

Long-term liability activity for the year ended June 30, 2025, was as follows:

	<u>Beginning Balance</u>	<u>Additions</u>	<u>Reductions</u>	<u>Ending Balance</u>	<u>Amounts Due Within One Year</u>
Governmental Activities:					
Notes from direct placement:					
Sales Tax Revenue Bonds:					
Series 2014	\$ 1,980,000	\$	\$(155,000)	\$1,825,000	\$ 160,000
Series 2015	1,195,000		(85,000)	1,110,000	90,000
Series 2016	195,000		(65,000)	130,000	65,000
Other long-term Liabilities –					
Leased equipment	19,171		(6,806)	12,365	7,411
Subscription-based information technology arrangement		20,738	(8,300)	12,438	
Net pension liability - MERS	1,122,278		(184,231)	938,047	
Net pension liability – MPERS	1,967,884		(276,344)	1,691,540	
Compensated absences	43,480	3,687		47,167	47,167
	<u>\$ 6,522,813</u>	<u>\$ 24,425</u>	<u>\$(780,681)</u>	5,766,557	369,578
Less current portion				(14,008)	(14,008)
Total long-term liabilities, governmental activities				<u>\$5,752,549</u>	<u>\$ 355,570</u>

(Continued)

City of Springhill
Springhill, Louisiana
Notes to Financial Statements
June 30, 2025
(Continued)

	<u>Beginning Balance</u>	<u>Additions</u>	<u>Reductions</u>	<u>Ending Balance</u>	<u>Amounts Due Within One Year</u>
Business-type activities:					
Notes from direct placement:					
Water Revenue Bonds Series 2012	\$ 5,323,485	\$	\$ (111,902)	\$ 5,211,583	\$ 115,258
Water Revenue Bonds Series 2016	2,390,000		(455,000)	1,935,000	465,000
Other long-term liabilities					
Net pension Liability-MERS	533,000		(87,497)	445,503	
Compensated Absences	<u>24,004</u>		<u>(6,555)</u>	<u>17,449</u>	<u>17,449</u>
	<u>\$ 8,270,489</u>	<u>\$</u>	<u>\$ (660,954)</u>	7,609,535	597,707
Less current amounts				<u>(17,449)</u>	<u>(17,449)</u>
Total Business-type Activities				<u>\$ 7,592,086</u>	<u>\$ 580,258</u>

Governmental activities sales tax bonds consist of the following issues:

Sales Tax Revenue Bonds:

Series 2014, original amount \$3,200,000 dated August 6, 2014. Due in annual installments of principal and semi-annual installments of interest through August 2034; interest at 2.825%. Payable from sales tax funds.	<u>\$ 1,825,000</u>
Series 2015, original amount \$1,800,000 dated June 25, 2015. Due in annual installments of principal and semi-annual installments of interest through August 2035; interest at 2.705%. Payable from sales tax funds.	<u>\$ 1,110,000</u>
Series 2016, original amount \$600,000 dated June 15, 2016. Due in annual installments of principal and semi-annual installments of interest through August 2026; interest at 2.3701%. Payable from sales tax funds.	<u>\$ 130,000</u>

(Continued)

City of Springhill
Springhill, Louisiana
Notes to Financial Statements
June 30, 2025
(Continued)

Business-type activities general obligation and utility revenue bonds consist of the following issues:

Utility revenue bonds:

Series 2012, original amount \$6,109,000 dated February 2015. Due in annual installments of principal and semi-annual installments of interest through June 2054; interest at 3.0%. Secured by pledge of net revenues of the water system. \$ 5,211,583

Series 2016 original amount 5,495,000 dated November 22, 2016. Due in annual installments of principal and semi annual installments of interest through June 2029; interest at 2.25%-3.125%. Secured by pledge of net revenues of the water system \$ 1,935,000

Payments on sales tax revenue bonds are made from the Sales Tax Bond funds. Sales Tax Revenue Bonds Series 2014, 2015, and 2016 are secured by pledge of one percent sales tax approved by voters on November 16, 1991. Payments on utility revenue bonds and general obligation are made from the Water and Sewer fund. Compensated absences liability will be liquidated through the General fund and Water and sewer fund.

Debt service requirements at June 30, 2025, were as follows:

Governmental Activities – Sales Tax Bonds

<u>Fiscal Year</u>	<u>Principal</u>	<u>Interest</u>
2026	\$ 315,000	\$ 82,167
2027	320,000	73,602
2028	260,000	65,665
2029	270,000	58,291
2030	280,000	50,640
2031-2035	1,505,000	131,124
2036	<u>115,000</u>	<u>2,434</u>
	<u>\$ 3,065,000</u>	<u>\$ 463,923</u>

(Continued)

City of Springhill
Springhill, Louisiana
Notes to Financial Statements
June 30, 2025
(Continued)

Business-type Activities – Utility Revenue Bonds

<u>Fiscal Year</u>	<u>Principal</u>	<u>Interest</u>
2026	\$ 580,258	\$ 212,748
2027	593,716	198,827
2028	612,278	180,422
2029	630,946	161,441
2030	129,724	141,882
2031-2035	709,368	648,624
2036-2040	822,373	535,657
2041-2045	953,356	404,674
2046-2050	1,105,201	252,829
2051-2055	<u>1,009,363</u>	<u>76,808</u>
	<u>\$ 7,146,583</u>	<u>\$ 2,813,912</u>

Leased Equipment

The City has three lease agreements for equipment. The equipment is included in governmental activities capital assets at a cost of \$35,274, with accumulated amortization totaling \$24,458 as of June 30, 2025. Interest has been imputed at a rate of 2.54%, and the City will make monthly payments through December 2026. The future lease payments under lease agreements are as follows:

<u>Fiscal Year</u>	<u>Principal</u>	<u>Interest</u>
2026	\$ 7,411	\$ 231
2027	<u>4,954</u>	<u>50</u>
	<u>\$ 12,365</u>	<u>\$ 281</u>

Subscription-Based Information Technology Arrangement

During 2025, the City entered into a subscription-based information technology agreement (SBITA) related to certain equipment and related software for public safety. The total cost of the City's subscription assets are recorded at \$20,738, less accumulated amortization of \$1,728. The required payment for the year ended June 30, 2026, was made during the current fiscal year. As a result, the required payment for 2026 is not included in the amount due within one year. The future subscription payments under SBITA agreements are as follows:

<u>Fiscal Year</u>	<u>Principal</u>	<u>Interest</u>
2026	\$	\$
2027	4,044	311
2028	4,145	210
2029	<u>4,249</u>	<u>106</u>
	<u>\$ 12,438</u>	<u>\$ 627</u>

(Continued)

City of Springhill
Springhill, Louisiana
Notes to Financial Statements
June 30, 2025
(Continued)

(11) Interfund Balances

Interfund balances at June 30, 2025 consisted of the following:

	<u>Due From Other Fund</u>	<u>Due To Other Fund</u>	<u>Net</u>
Governmental Funds:			
General fund	\$ 230,421	\$	\$ 230,421
Sales			
Total Governmental Funds	<u>230,421</u>	<u> </u>	<u>230,421</u>
Enterprise Funds:			
Major fund			
Water and Sewer		(223,890)	(223,890)
Non-major funds	<u> </u>	<u>(6,531)</u>	<u>(6,531)</u>
Total Enterprise Funds	<u> </u>	<u>(230,421)</u>	<u>(230,421)</u>
Total	<u>\$ 230,421</u>	<u>\$(230,421)</u>	<u>\$</u>

The interfund balances are the results of the time lag between the dates that (1) interfund goods and services are provided or reimbursable expenditures occur, (2) transactions are recorded in the accounting system, and (3) payments between funds are made.

(12) Interfund Transfers

Interfund transfers for the year ended June 30, 2025, consisted of the following:

	<u>Transfer To</u>	<u>Transfer From</u>	<u>Net</u>
Governmental Funds:			
Major funds:			
General fund	\$ 2,835,077	\$	\$ 2,835,077
Sales tax		(3,888,710)	(3,888,710)
Non-major funds	<u>399,507</u>	<u> </u>	<u>399,507</u>
Total Governmental Funds	<u>3,234,584</u>	<u>(3,888,710)</u>	<u>(654,126)</u>
Enterprise Funds:			
Major funds:			
Water and sewer	624,699	(34,573)	590,126
Non-major funds	<u>100,000</u>	<u>(36,000)</u>	<u>64,000</u>
	<u>724,699</u>	<u>(70,573)</u>	<u>654,126</u>
Total	<u>\$ 3,959,283</u>	<u>\$(3,959,283)</u>	<u>\$</u>

Transfers are used to move revenues from the fund that statute or budget requires to collect them to the fund that statute or budget requires to expend them.

(Continued)

City of Springhill
Springhill, Louisiana
Notes to Financial Statements
June 30, 2025
(Continued)

(13) Pension Plans

Employees of the City are members of the Municipal Employees Retirement System or Municipal Police Employees Retirement System (police department employees). The following is a description of the plans and benefits and is provided for general information purposes only. Participants should refer to the appropriate statutes for more complete information.

MUNICIPAL EMPLOYEES RETIREMENT SYSTEM

The Municipal Employees' Retirement System of Louisiana is the administrator of a cost-sharing, multiple-employer defined benefit pension plan. The System was originally established by Act 356 of the 1954 regular session of the Legislature of the State of Louisiana. Effective October 1, 1978, under Act 788, the "regular plan" and the "supplemental plan" were replaced, and are now known as Plan "A" and Plan "B". Plan A combines the original plan and the supplemental plan for those municipalities participating in both plans, while Plan B participates in only the original plan. The System provides retirement benefits to employees of all incorporated villages, towns and cities within the State which do not have their own retirement system and which elect to become members of the System. Employees of the City are members of Plan A.

Plan Description

Eligibility Requirements:

Membership is mandatory as a condition of employment beginning on the date employed if the employee is on a permanent basis working at least thirty-five hours per week. Those individuals paid jointly by a participating employer and the parish are not eligible for membership in the System with exceptions as outlined in the statutes.

Retirement Benefits:

Any member of Plan A who was hired before January 1, 2013 can retire providing the member meets one of the following criteria:

1. Any age with twenty-five (25) or more years of creditable service.
2. Age 60 with a minimum of ten (10) years of creditable service.
3. Any age with five (5) years of creditable service eligible for disability benefits.
4. Survivor's benefits require five (5) years creditable service at death of member.
5. Any age with 20 years of creditable service, exclusive of military service with an actuarially reduced early benefit.

Eligibility for retirement for Plan A members hired on or after January 1, 2013 is as follows:

1. Age 67 with seven (7) or more years of creditable service
2. Age 62 with ten (10) or more years of creditable service
3. Age 55 with thirty (30) or more years of creditable service

(Continued)

City of Springhill
Springhill, Louisiana
Notes to Financial Statements
June 30, 2025
(Continued)

4. Any age with twenty five (25) years of creditable service, exclusive of military service and unused side leave. However, any member retiring under this subsection shall have their benefit actuarially reduced from the earliest age of which the member would be entitled to a vested deferred benefit under any provision of this section, if the member had continued in service to that age.

Generally, the monthly amount of the retirement allowance for any member of Plan A shall consist of an amount equal to three percent of the member's monthly average final compensation multiplied by his years of creditable service. However, under certain conditions as outlined in the statutes, the benefits are limited to specified amounts.

Survivor Benefits:

Upon death of any member of Plan A with five (5) or more years of creditable service, not eligible for retirement, the plan provides for benefits for the surviving spouse and/or minor children as outlined in the statutes. Any member of Plan A, who is eligible for normal retirement at time of death and who leaves a surviving spouse, will be deemed to have retired and selected Option 2 benefits on behalf of the surviving spouse on the date of death. Such benefits will begin only upon proper application and are paid in lieu of any other survivor benefits.

DROP Benefits:

In lieu of terminating employment and accepting a service retirement allowance, any member of Plan A who is eligible to retire may elect to participate in the deferred retirement option plan (DROP) for up to three years and defer the receipt of benefits. During participation in the plan, employer contributions are payable but employee contributions cease. The monthly retirement benefits that would be payable, had the person elected to cease employment and receive a service retirement allowance, are paid into the DROP fund. Interest is earned when the member has completed DROP participation. Interest earnings are based upon the actual rate of return on the investments identified as DROP funds for the period. In addition, no cost-of-living increases are payable to participants until employment which made them eligible to become members of the System has been terminated for at least one full year. Upon termination of employment prior to or at the end of the specified period of participation, a participant in the DROP may receive, at his option, a lump sum from the account equal to the payments into the account, a true annuity based upon his account balance in that fund, or any other method of payment if approved by the board of trustees. If a participant dies during participation in the DROP, a lump sum equal to the balance in his account shall be paid to his named beneficiary or, if none, to his estate. If employment is not terminated at the end of the three years, payments into the DROP fund cease and the person resumes active contributing membership in the System.

Disability Benefits:

For Plan A, a member shall be eligible to retire and receive a disability benefit if he has at least five years of creditable service, is not eligible for normal retirement and has been officially certified as disabled by the State Medical Disability Board. Upon retirement caused by disability, a member of Plan A shall be paid a disability benefit equal to the lesser of forty-five percent of his final average compensation or three percent of his final average compensation multiplied by his years of creditable service whichever is greater or an amount equal to three percent of the member's final average compensation multiplied by his years of creditable service projected to his earliest normal retirement age.

(Continued)

City of Springhill
Springhill, Louisiana
Notes to Financial Statements
June 30, 2025
(Continued)

Cost of Living Increases:

The System is authorized under state law to grant a cost of living increase to members who have been retired for at least one year. The adjustment cannot exceed 2% of the retiree's original benefit for each full calendar year since retirement and may only be granted if sufficient funds are available from investment income in excess of normal requirements. State law allows the System to grant an additional cost of living increase to all retirees and beneficiaries who are age sixty-five and above equal to 2% of the benefit being received on October 1, 1977, or the original benefit, if retirement commenced after that date.

Deferred Benefits:

Both plans provide for deferred benefits for members who terminate before being eligible for retirement. Once the member reaches the appropriate age for retirement, benefits become payable. Benefits are based on statutes in effect at time of withdrawal.

Contributions

Contributions for all members are established by statute. Member contributions are at 9.5% of earnable compensation for Plan A. According to state statute, contribution requirements for all employers are actuarially determined each year. For the plan year ending June 30, 2024, the actual employer contribution rate was 29.50% for Plan A. The City's contributions to the System for the years ended June 30, 2025, 2024, and 2023, were \$282,205, \$265,868, and \$241,267, respectively.

Non-Employer Contributions

In accordance with state statute, the System receives ad valorem taxes and state revenue sharing funds. These additional sources of income are used as employer contributions and are considered support from non-employer contributing entities, but are not considered special funding situations. Non-employer contributions totaling \$40,239 are recognized as revenue during the year ended June 30, 2025, and excluded from pension expense.

Pension Liabilities, Pension Expense and Deferred Outflows of Resources and Deferred Inflows of Resources Related to Pensions

At June 30, 2025, the City reported a liability of \$1,383,550 for its proportionate share of the net pension liability. The net pension liability was measured as of June 30, 2024, and the total pension liability used to calculate the net pension liability was determined by an actuarial valuation as of that date. The historical employer contributions are used to determine the proportionate relationship of each employer to all employers of Municipal Employees' Retirement System. The employer's proportion was determined on a basis that is consistent with the manner in which contributions to the pension plan are determined. The allocation percentages were used in calculating each employer's proportionate share of the pension amounts. The allocation method used in determining each employer's proportion was based on each employer's contributions to the System during the fiscal year ended June 30, 2024, as compared to the total of all employers' contributions received by the System during the fiscal year ended June 30, 2024. The City's proportion as measured at June 30, 2024, was .491667%, which was an increase of .03877% from its proportion measured as of June 30, 2023.

(Continued)

City of Springhill
Springhill, Louisiana
Notes to Financial Statements
June 30, 2025
(Continued)

For the year ended June 30, 2025, the City recognized pension expense of \$223,932, plus employer's amortization of change in proportionate share and the difference between employer contributions and proportionate share of contributions, \$(22,439).

At June 30, 2025, the City reported deferred outflows of resources and deferred inflows of resources related to pensions from the following sources:

	Deferred Inflows of Resources	
	Governmental Activities	Business-type Activities
Differences between expected and actual experience	\$ 31,054	\$ 14,748
Difference between actual contributions and proportionate share of contributions	25,985	12,343
Total	\$ 57,039	\$ 27,091
	Deferred Outflows of Resources	
	Governmental Activities	Business-type Activities
Differences between expected and actual experience	\$ 753	\$ 358
Difference between projected and actual investment earnings	50,239	20,529
Changes in proportionate share from beginning net pension liability	24,674	11,719
Employer contributions subsequent to the measurement date	189,077	93,128
Total	\$ 264,743	\$ 125,734

The City reported a total of \$282,205 as deferred outflow of resources related to pension contributions made subsequent to the measurement period of June 30, 2024, which will be recognized as a reduction in net pension liability in the year ended June 30, 2026.

Other amounts reported as deferred outflows of resources and deferred inflows of resources related to pensions will be recognized in pension expenses as follows:

Year	Amount
2026	\$ (41,987)
2027	96,661
2028	(47,493)
2029	(31,323)
Total	\$ (24,142)

(Continued)

City of Springhill
Springhill, Louisiana
Notes to Financial Statements
June 30, 2025
(Continued)

Actuarial Methods and Assumptions

The net pension liability was measured as the portion of the present value of projected benefit payments to be provided through the pension plan to current active and inactive employees that is attributed to those employees' past periods of service, less the amount of the pension plan's fiduciary net position. A summary of the actuarial methods and assumptions used in determining the total pension liability as of June 30, 2024 are as follows:

Valuation Date	June 30, 2024
Actuarial Cost Method	Entry Age Normal
Actuarial Assumptions:	
Investment Rate of Return	6.85%, net of pension plan investment expense, including inflation
Inflation Rate	2.5%
Salary increases, including inflation and merit increases:	
1 to 4 years of service	9.0%
More than 4 years of service	4.4%
Annuitant and beneficiary mortality	PubG-2010(B) Healthy Retiree table set equal to 115% for males and females, each adjusted using their respective male and female MP2021 scales.
Employee mortality	PubG-2010(B) Healthy Retiree table set equal to 115% for males and 120% for females, each adjusted using their respective male and female MP2021 scales.
Disabled lives mortality	PubNS-2010(B) Disabled Retiree table set equal to 115% for males and 120% for females with full generational MP2021 scale.
Expected Remaining Service Lives	3 years

Actuarial valuations involve estimates of the value of reported amounts and assumptions about the probability of events far into the future. Examples include assumptions about future employment mortality and future salary increases. Actuarially determined amounts regarding the net pension liability are subject to continual revision as actual results are compared to past expectations, and new estimates are made about the future. The actuarial assumptions used in the June 30, 2024 valuation was based on the results of an experience study, for the period July 1, 2013 to June 30, 2018. The actuarial assumptions used in the June 30, 2018 valuation were based on the results of an actuarial experience study for the period from July 1, 2009 through June 30, 2014. The required Schedules of Employers' Net pension Liability located in the required supplementary information following the notes to the Financial Statements present multi-year trend information regarding whether the plan fiduciary net positions are increasing or decreasing over time relative to the total pension liability. The Total Pension Liability as of June 30, 2024 is based on actuarial valuations for the same period, updates using generally accepted actuarial principles.

(Continued)

City of Springhill
Springhill, Louisiana
Notes to Financial Statements
June 30, 2025
(Continued)

The long-term expected rate of return on pension plan investments was determined using a building-block method in which best estimated ranges of expected future real rates of return (expected returns, net of pension plan investment expense and inflation) are developed for each major asset class. These ranges are combined to produce the long-term expected rate of return by weighting the expected future real rates of return by the target asset allocation percentage and by adding expected inflation and an adjustment for the effect of rebalancing/diversification.

The target allocation and best estimates of arithmetic real rates of return for each major asset class included in the System's target asset allocation as of June 30, 2024 are summarized in the following table:

	<u>Target Asset Allocation</u>	<u>Long-Term Expected Portfolio Real Rate of Return</u>
Public equity	56%	2.44%
Public fixed income	29%	1.26%
Alternatives	<u>15%</u>	<u>.65%</u>
Totals	<u>100%</u>	<u>4.35%</u>
Inflation		2.50%
Expected Arithmetic Nominal Return		6.85%

The discount rate used to measure the total pension liability was 6.85%. The projection of cash flows used to determine the discount rate assumed that contributions from plan members will be made at the current contribution rates and that contributions from participating employers will be made at the actuarially determined rates approved by PRSAC taking into consideration the recommendation of the System's actuary. Based on those assumptions, the System's fiduciary net position was projected to be available to make all projected future benefit payments of current plan members. Therefore, the long-term expected rate of return on pension plan investments was applied to all periods of projected benefit payments to determine the total pension liability.

Sensitivity to Changes in Discount Rate

The following presents the net pension liability of the participating employers calculated using the discount rate of 6.85%, as well as what the employers' net pension liability would be if it were calculated using a discount rate that is one percentage point lower, or one percentage point higher than the current rate as of June 30, 2024:

	<u>Changes in Discount Rate</u>		
	<u>1% Decrease</u>	<u>Current Discount Rate</u>	<u>1% Increase</u>
	<u>5.85%</u>	<u>6.85%</u>	<u>7.85%</u>
Net Pension Liability	\$ 2,083,422	\$ 1,383,550	\$ 792,737

(Continued)

City of Springhill
Springhill, Louisiana
Notes to Financial Statements
June 30, 2025
(Continued)

Changes in Net Pension Liability

The changes in the net pension liability for the year ended June 30, 2025 were recognized in the current reporting period except as follows:

Differences between Expected and Actual Experience:

The differences between expected and actual experience with regard to economic or demographic factors in the measurement of the total pension liability were recognized as pension benefit using the straight-line amortization method over a closed period equal to the average of the expected remaining service lives of all employees that are provided with pensions through the pension plan.

Differences between Projected and Actual Investment Earnings:

The differences between projected and actual investment earnings on pension plan investments were recognized in pension expense using the straight-line amortization method over a closed five-year period.

Changes of Assumptions:

The changes of assumptions about future economic or demographic factors were recognized in pension expense using the straight-line amortization method over a closed period equal to the average of the expected remaining service lives of all employees that are provided with pensions through the pension plan.

Changes in Proportion:

Changes in the employer's proportionate share of the collective net pension liability and collective deferred outflows of resources and deferred inflows of resources since the prior measurement date were recognized in employer's pension expense (benefit) using the straight-line amortization method over a closed period equal to the average of the expected remaining service lives of all employees that are provided pensions through the pension plan. The unamortized amounts arising from changes in proportion are presented in the Schedule of Pension Amounts as deferred outflows or deferred inflows as of June 30, 2025.

Contributions – Proportionate Share

Differences between contributions remitted to the System and the employer's proportionate share are recognized in pension expense (benefit) using the straight-line amortization method over a closed period equal to the average of the expected remaining service lives of all employees that are provided with a pension through the pension plan.

Pension Plan Fiduciary Net Position

Plan fiduciary net position is a significant component of the System's collective net pension liability. The System's plan fiduciary net position was determined using the accrual basis of accounting. The System's assets, liabilities, revenues and expenses were recorded with the use of estimates and assumptions in conformity with accounting principles generally accepted in the United States of America. Such estimates primarily related to unsettled transactions and events as of the date of the financial statements and estimates over the determination of the fair market value of the System's investments. Accordingly, actual results may differ from estimated amounts.

(Continued)

City of Springhill
Springhill, Louisiana
Notes to Financial Statements
June 30, 2025
(Continued)

The Plan's fiduciary net position has been determined on the same basis as that used by the plan. Detailed information about the fiduciary net position is available in a stand-alone audit report on their financial statements for the year ended June 30, 2024. Access to these reports can be found on the Louisiana Legislative Auditor's website, www.la.gov.

MUNICIPAL POLICE EMPLOYEES RETIREMENT SYSTEM

The Municipal Police Employees' Retirement System (System) is a cost-sharing multiple-employer defined benefit plan administered by a separate board of trustees. The System issues an annual publicly available financial report that includes financial statements and required supplementary information for the System. That report may be obtained by writing to the Municipal Police Employees' Retirement System, 7722 Office Park Boulevard, Suite 200, Baton Rouge, Louisiana, 70809.

Plan Description

Membership in the System is mandatory for any full-time police officer employed by a municipality of the State of Louisiana and engaged in law enforcement, empowered to make arrests, providing he or she does not have to pay social security and providing he or she meets the statutory criteria. The System provides retirement benefits for municipal police officers. The projections of benefit payments in the calculation of the total pension liability includes all benefits to be provided to current active and inactive employees through the System in accordance with benefit terms and any additional legal agreements to provide benefits that are in force at the measurement date.

Benefit provisions are authorized within Act 189 of 1973 and amended by LRS 11:2211-11:2233. The following is a brief description of the plan and its benefits and is provided for general information purposes only. Participants should refer to the appropriate statutes for more complete information.

Membership Prior to January 1, 2013

A member is eligible for regular retirement after he has been a member of the System and has 25 years of creditable service at any age or has 20 years of creditable service and is age 50 or has 12 years creditable service and is age 55. A member is eligible for early retirement after he has been a member of the System for 20 years of creditable service at any age with an actuarially reduced benefit. Benefit rates are three and one-third percent of average final compensation (average monthly earnings during the highest 36 consecutive months or joined months if service was interrupted) per number of years of creditable service not to exceed 100% of final salary.

Upon the death of an active contributing member, or disability retiree, the plan provides for surviving spouses and minor children. Under certain conditions outlined in the statutes, the benefits range from forty to sixty percent of the member's average final compensation for the surviving spouse. In addition, each child under age eighteen receives benefits equal to ten percent of the member's average final compensation or \$200.00 per month, whichever is greater.

(Continued)

City of Springhill
Springhill, Louisiana
Notes to Financial Statements
June 30, 2025
(Continued)

Membership Commencing January 1, 2013

Member eligibility for regular retirement, early retirement, disability and survivor benefits are based on Hazardous Duty and Non Hazardous Duty sub plans. Under the Hazardous Duty sub plan, a member is eligible for regular retirement after he has been a member of the System and has 25 years of creditable service at any age or has 12 years of creditable service at age 55. Under the Non Hazardous Duty sub plan, a member is eligible for regular retirement after he has been a member of the System and has 30 years of creditable service at any age, 25 years of creditable service at age 55, or 10 years of creditable service at age 60.

Under both sub plans, a member is eligible for early retirement after he has been a member of the System for 20 years of creditable service at any age, with an actuarially reduced benefit from age 55. Under the Hazardous and Non Hazardous Duty sub plans, the benefit rates are three percent and two and a half percent, respectively, of average final compensation (average monthly earnings during the highest 60 consecutive months or joined months if service was interrupted) per number of years of creditable service not to exceed 100% of final salary. Upon death of an active contributing member, or disability retiree, the plan provides for surviving spouses and minor children. Under certain conditions outlined in the statutes, the benefits range from twenty-five to fifty-five percent of the member's average final compensation for the surviving spouse. In addition, each child under age eighteen receives ten percent of average final compensation or \$200 per month whichever is greater. If deceased member had less than ten years of service, beneficiary will receive a refund of employee contributions only.

Cost of Living Adjustments

The Board of Trustees is authorized to provide annual cost-of-living adjustments computed on the amount of the current regular retirement, disability, beneficiary or survivor's benefit, not to exceed 3% in any given year. The Board is authorized to provide an additional 2% COLA, computed on the member's original benefit, to all regular retirees, disability, survivors and beneficiaries who are 65 years of age or older on the cut-off date which determines eligibility. No regular retiree, survivor or beneficiary shall be eligible to receive a cost-of-living adjustment until benefits have been received at least one full fiscal year and the payment of such COLA, when authorized, shall not be effective until the lapse of at least one-half of the fiscal year. Members who elect early retirement are not eligible for a cost of living adjustment until they reach regular retirement age.

Deferred Retirement Option Plan

A member is eligible to elect to enter the deferred retirement option plan (DROP) when he is eligible for regular retirement based on the members' sub plan participation. Upon filing for the program, the employee's active membership in the System is terminated. At the entry date into the DROP, the employee and employer contributions cease. The amount to be deposited into the DROP account is equal to the benefit computed under the retirement plan elected by the participant at date of application. The duration of participation in the DROP is thirty six months or less. If employment is terminated after the three-year period the participant may receive his benefits by lump sum payment or a true annuity. If employment is not terminated, active contributing membership into the System shall resume and upon later termination, he shall receive additional retirement benefit based on the additional service. For those eligible to enter DROP prior to January 1, 2004, DROP accounts shall earn interest subsequent to the termination of DROP participation at a rate of half of one percentage point below the percentage rate of return

(Continued)

City of Springhill
Springhill, Louisiana
Notes to Financial Statements
June 30, 2025
(Continued)

of the System's investment portfolio as certified by the actuary on an annual basis but will never lose money. For those eligible to enter DROP subsequent to January 1, 2004, an irrevocable election is made to earn interest based on the System's investment portfolio return or a money market investment return. This could result in a negative earnings rate being applied to the account. If the member elects a money market investment return, the funds are transferred to a government money market account.

Initial Benefit Option Plan

In 1999, the State Legislature authorized the System to establish an Initial Benefit Option program. Initial Benefit Option is available to members who are eligible for regular retirement and have not participated in DROP. The Initial Benefit Option program provides both a one-time single sum payment of up to 36 months of regular monthly retirement benefit, plus a reduced monthly retirement benefit for life. Interest is computed on the balance based on same criteria as DROP.

Contributions

Contributions for all members are actuarially determined as required by state law but cannot be less than 9% of the employees' earnable compensation excluding overtime but including state supplemental pay. For the year ended June 30, 2024, total contributions due from employers and employees was 33.75%. The employer and employee contribution rates for all members hired prior to January 1, 2013 and Hazardous Duty members hired after January 1, 2013 were 33.925% and 10%, respectively. The employer and employee contribution rates for all Non-Hazardous Duty members hired after January 1, 2013 were 33.925% and 8%, respectively. The employer and employee contribution rates for all members whose earnable compensation is less than or equal to the poverty guidelines issued by the United States Department of Health and Human Services were 36.425% and 7.5%, respectively. The City contributions to the System for the years ended June 30, 2025, 2024, and 2023 were \$250,749, \$223,283, and \$197,187, respectively. Included in contributions for the year ended June 30, 2025, were contributions for the month of June 2025 which were remitted in July 2025.

Non-Employer Contributions

The System also receives insurance premium tax monies as additional employer contributions. The tax is considered support from a non-contributing entity and appropriated by the legislature each year based on an actuarial study. Non-employer contributions totaling \$48,565 are recognized as revenue during the year ended June 30, 2025, and excluded from pension expense.

Pension Liabilities, Pension Expense, and Deferred Outflows of Resources and Deferred Inflows of Resources Related to Pensions

At June 30, 2025, the City reported a liability of \$1,691,540 for its proportionate share of the net pension liability. The net pension liability was measured as of June 30, 2024, and the total pension liability used to calculate the net pension liability was determined by an actuarial valuation as of that date. The City's proportion of the net pension liability was based on the employer's contributions to the System during the year ended June 30, 2024, as compared to the total of all employers' contributions to the System for the year ended June 30, 2024. At June 30, 2024, the City's proportion was .186705%, which was an increase of .00044% from its proportion measured as of June 30, 2023.

(Continued)

City of Springhill
Springhill, Louisiana
Notes to Financial Statements
June 30, 2025
(Continued)

For the year ended June 30, 2025, the City recognized pension expense of \$358,604, plus employer's amortization of change in proportionate share and the difference between employer contributions and proportionate share of contributions, \$2,225.

At June 30, 2025, the City reported deferred outflows of resources and deferred inflows of resources related to pensions from the following sources:

	<u>Governmental Activities</u>	
	<u>Deferred Outflows of Resources</u>	<u>Deferred Inflows of Resources</u>
Differences between expected and actual experience	\$ 91,584	\$ 51,694
Difference between actual contributions and proportionate share of contributions		
Changes of assumptions		
Net difference between projected and actual earnings on pension plan investments	47,024	
Changes in proportion and differences between employer contributions and proportionate share of contributions	103,066	
Employer contributions subsequent to the measurement Date	<u>250,749</u>	
Total	<u>\$ 492,423</u>	<u>\$ 51,694</u>

The City reported a total of \$250,749 as deferred outflow of resources related to pension contributions made subsequent to the measurement period of June 30, 2024, which will be recognized as a reduction in net pension liability in the year ended June 30, 2026.

Other amounts reported as deferred outflows of resources and deferred inflows of resources related to pensions will be recognized in pension expenses as follows:

<u>Year</u>	<u>Amount</u>
2026	\$ 94,295
2027	182,197
2028	(56,346)
2029	<u>(30,166)</u>
Total	<u>\$ 189,980</u>

Actuarial Methods and Assumptions

The actuarial assumptions used in the June 30, 2024 valuation were based on the assumptions used in the June 30, 2024 actuarial funding valuation, and were based on the results of an actuarial experience study for the period July 1, 2009 – June 30, 2014. In cases where benefit structures were changed after the study period, assumptions were based on estimates of future experience. A summary of the actuarial methods and assumptions used in determining the total pension liability as of June 30, 2024 are as follows:

(Continued)

City of Springhill
Springhill, Louisiana
Notes to Financial Statements
June 30, 2025
(Continued)

Valuation Date	June 30, 2024
Actuarial Cost Method	Entry Age Normal Cost
Investment Rate of Return	6.750%, net of investment expense
Expected Remaining Service Lives	4 years
Inflation Rate	2.5%

	<u>Years of Service</u>	<u>Salary Growth Rate</u>
Salary increases, including inflation and merit	1-2	12.3%
	above 2	4.70%

Mortality For annuitants and beneficiaries, the Pub-2010 Public Retirement Plan Mortality Table for Safety Below-Median Healthy Retirees multiplied by 115% for males and 125% for females, each with full generational projection using the MP2019 scale was used.

For disabled lives, the Pub-2010 Public Retirement Plans Mortality Table for Safety Disable Retirees multiplied by 105% for males and 115% for females, each with full generational projection using the MP2019 scale was used.

For employees, the Pub-2010 Public Retirement Plans Mortality Table for Safety Below-Median Employees multiplied by 115% for males and 125% for females, each with full generational projection using the MP2019 scale was used.

The mortality rate assumption used was set based upon an experience study for the period of July 1, 2014 through June 30, 2019. A change was made full generational mortality which combines the use of a base mortality table with appropriate mortality improvement scales. In order to set the base mortality table, actual plan mortality experience was assigned a credibility weighting and combined with a standard table to produce current levels of mortality.

Best estimates of arithmetic nominal rates of return for each major asset class included in the System's target allocation as of June 30, 2024 are summarized in the following table:

(Continued)

City of Springhill
Springhill, Louisiana
Notes to Financial Statements
June 30, 2025
(Continued)

Asset Class	Target Asset Allocation	Long-Term Expected Portfolio Real Rate of Return
Equity	52.00%	3.14%
Fixed income	34.00%	1.07%
Alternatives	14.00%	1.03%
Totals	100%	5.24%
Inflation		2.62%
Expected Arithmetic Nominal Return		7.86%

Sensitivity to Changes in Discount Rate

The following presents the net pension liability of the participating employers calculated using the discount rate of 6.75%, as well as what the employers' net pension liability would be if it were calculated using a discount rate that is one percentage point lower 5.75% or one percentage point higher 7.75% than the current rate.

	Changes in Discount Rate		
	1%	Current	1%
	Decrease	Discount Rate	Increase
	5.75%	6.75%	7.75%
Net Pension Liability	\$2,512,740	\$1,691,540	\$1,005,997

Change in Net Pension Liability

The changes in the net pension liability for the year ended June 30, 2025, were recognized in the current reporting period as pension expense except as follows:

Differences between Expected and Actual Experience:

Differences between expected and actual experience with regard to economic or demographic factors in the measurement of the total pension liability were recognized in pension expense using the straight-line amortization method over a closed period equal to the average of the expected remaining service lives of all employees that are provided with pensions through the pension plan.

Differences between Projected and Actual Investment Earnings:

Differences between projected and actual investment earnings on pension plan investments were recognized in pension expense using the straight-line amortization method over a closed five-year period.

Changes of Assumptions or Other Inputs:

Changes of assumptions about future economic or demographic factors or of other inputs were recognized in pension expense using the straight-line amortization method over a closed period equal to the average of the expected remaining service lives of all employees that are provided with pensions through the pension plan.

(Continued)

City of Springhill
Springhill, Louisiana
Notes to Financial Statements
June 30, 2025
(Continued)

Change in Proportion:

Changes in the employer's proportionate shares of the collective net pension liability and collective deferred outflows of resources and deferred inflows of resources since the prior measurement date were recognized in employer's pension expense (benefit) using a the straight-line amortization method over a closed period equal to the average of the expected remaining service lives of all employees that are provided pensions through the pension plan.

Contributions – Proportionate Share

Differences between contributions remitted to the System and the employer's proportionate share are recognized in pension expense (benefit) using the straight line amortization method over a closed period equal to the average of the expected remaining service lives of all employees that are provided with a pension through the pension plan. The resulting deferred inflow/outflow and amortization is not reflected in the schedule of employer amounts due to differences that could arise between contributions reported by the System and contributions reported by the participating employer.

Pension Plans Fiduciary Net Positions

Plan fiduciary net position is a significant component of the System's collective net pension liability. The System's plan fiduciary net position was determined using the accrual basis of accounting. The System's assets, liabilities, revenues and expenses were recorded with the use of estimates and assumptions in conformity with accounting principles generally accepted in the United States of America. Such estimates primarily related to unsettled transactions and events as of the date of the financial statements and estimates over the determination of the fair market value of the System's investments. Accordingly, actual results may differ from estimated amounts. The Plan's fiduciary net position has been determined on the same basis as that used by the plan. Detailed information about the fiduciary net position is available in a stand-alone audit report on their financial statements for the year ended June 30, 2024. Access to these reports can be found on the Louisiana Legislative Auditor's website, www.la.la.gov.

(14) Subsequent Events

Subsequent events have been evaluated through February 24, 2026, the date the financial statements were available to be issued.

(Continued)

City of Springhill
Springhill, Louisiana
Notes to Financial Statements
June 30, 2025
(Continued)

(15) Fund Balance Classifications

The constraints on fund balance as listed in aggregate in the Statement of Revenues, Expenditures, and Changes in Fund Balance are detailed according to balance classification and fund, as follows:

	Major Funds		Non-major Funds	Total
	General Fund	Sales Tax	Other Governmental Funds	
Fund balances:				
Nonspendable	\$ 179,486	\$	\$	\$ 179,486
Restricted:				
Debt service			363,783	363,783
Capital improvements		3,002,142		3,002,142
Sewer, water, garbage, public safety, parks & rec		1,440,440		1,440,440
Assigned:				
Property acquisition	155,876			155,876
Building maintenance	233,212			233,212
Airport	13,385			13,385
Health center maintenance	39,709			39,709
Public Safety	286,483			286,483
Other	536			536
Unassigned	1,237,267			1,237,267
 Total fund balances	 <u>\$2,145,954</u>	 <u>\$ 4,442,582</u>	 <u>\$ 363,783</u>	 <u>\$ 6,952,319</u>

(16) Deferred Inflows and Deferred Outflows of Resources

The Statement of Net Position reports deferred inflows of resources at June 30, 2025, consisting of the following:

	Governmental Activities	Business-type Activities	Total
Pension related - MERS	\$ 57,039	\$ 27,091	\$ 84,130
Pension related - MPERS	51,694		51,694
Leased buildings	108,889		108,889
	<u>\$ 217,622</u>	<u>\$ 27,091</u>	<u>\$ 244,713</u>

The Statement of Net Position reports deferred outflows of resources at June 30, 2025, consisting of the following:

	Governmental Activities	Business-type Activities	Total
Pension related - MERS	\$ 264,743	\$ 125,734	\$ 390,477
Pension related - MPERS	492,423		492,423
	<u>\$ 757,166</u>	<u>\$ 125,734</u>	<u>\$ 882,900</u>

Information about each retirement plan is detailed in Note 13.

(Continued)

City of Springhill
Springhill, Louisiana
Notes to Financial Statements
June 30, 2025
(Continued)

(17) Litigation and Claims

At June 30, 2025, the City is involved in several lawsuits. In the opinion of legal counsel for the City, the outcome of the lawsuits is not presently determinable.

(18) Commitments

The City has signed contracts for water improvements, waste water improvements and a water well rehabilitation totaling approximately \$1,362,500. As of June 30, 2025, costs incurred on these contracts totaled approximately \$742,458, with the balances remaining of \$620,042 to be incurred subsequent to June 30, 2025.

The City has signed contracts for airport projects totaling approximately \$45,835. As of June 30, 2025, costs incurred on these contracts totaled approximately \$19,990, with the balances remaining of \$25,845 to be incurred subsequent to June 30, 2025.

The City has signed contracts for a splashpad totaling approximately \$604,835. As of June 30, 2025, costs incurred on these contracts totaled approximately \$489,696, with the balances remaining of \$115,139 to be incurred subsequent to June 30, 2025.

(19) Other Postemployment Benefits

The City provides no other postemployment benefits to its employees.

(20) Risk Management

The City purchases commercial insurance to provide workers compensation coverage and general liability and property insurance. There were no significant reductions in insurance coverage from the previous year.

City of Springhill
Springhill, Louisiana
Required Supplementary Information
Budgetary Comparison Schedule
General Fund
For the Year Ended June 30, 2025

	Budgeted Amounts		Actual Amounts (Budgetary Basis)	Variance with Final Budget
	Original	Final		Positive (Negative)
Revenues:				
Ad valorem taxes	\$ 172,000	\$ 171,000	\$ 180,912	\$ 9,912
Franchise taxes	165,000	172,500	175,529	3,029
Other taxes	5,000	5,000	7,390	2,390
Licenses and permits	200,000	216,300	217,315	1,015
Charges for service	460,000	460,000	486,540	26,540
Gaming taxes	440,000	450,000	479,415	29,415
Intergovernmental revenues	845,990	3,281,630	3,385,521	103,891
Fines and forfeitures	82,000	29,500	34,173	4,673
Investment earnings	90,000	90,000	133,079	43,079
Rental of facilities	34,800	36,600	30,873	(5,727)
Oil and gas	6,900	6,900	7,597	697
Miscellaneous	61,250	69,860	51,441	(18,419)
Total revenues	2,562,940	4,989,290	5,189,785	200,495
Expenditures:				
Current:				
General government	1,131,692	1,188,123	1,213,786	(25,663)
Public safety	1,638,633	2,080,086	1,939,810	140,276
Parks and recreation	846,994	635,347	162,994	472,353
Streets	649,185	850,051	796,230	53,821
Airport	75,733	112,312	107,823	4,489
Ward court	233,966	262,056	246,281	15,775
Maintenance	138,884	103,859	46,615	57,244
Driver license bureau	9,131	8,031	4,553	3,478
Debt service:				
Principal payments			15,106	(15,106)
Interest and other charges			827	(827)
Capital outlay		2,873,140	3,260,437	(387,297)
Total expenditures	4,724,218	8,113,005	7,794,462	318,543
Excess (deficiency) of revenues over expenditures	(2,161,278)	(3,123,715)	(2,604,677)	519,038
Other financing sources (uses):				
Insurance proceeds		44,420		(44,420)
Subscription-based information technology agreement proceeds			20,738	20,738
Transfers in	2,205,500	2,804,703	2,835,077	30,374
Transfers out		(50)		50
Total other financing sources (uses)	2,205,500	2,849,073	2,855,815	6,742
Excess (deficiency) of revenues and other sources over expenditures and other uses	44,222	(274,642)	251,138	525,780
Fund balances at beginning of year	1,924,303	1,894,816	1,894,816	
Fund balances at end of year	\$ 1,968,525	\$ 1,620,174	\$ 2,145,954	\$ 525,780

City of Springhill
Springhill, Louisiana
Required Supplementary Information
Budgetary Comparison Schedule
Sales Tax Fund
For the Year Ended June 30, 2025

	Budgeted Amounts		Actual Amounts (Budgetary Basis)	Variance with Final Budget
	Original	Final		Positive (Negative)
Revenues:				
Sales tax	\$ 3,200,000	\$ 3,300,000	\$ 3,368,493	\$ 68,493
Investment income	19,000	139,000	170,095	31,095
Total revenues	<u>3,219,000</u>	<u>3,439,000</u>	<u>3,538,588</u>	<u>99,588</u>
Expenditures:				
Current:				
General government	52,000	59,000	58,658	342
Total expenditures	<u>52,000</u>	<u>59,000</u>	<u>58,658</u>	<u>342</u>
Excess (deficiency) of revenues over expenditures	3,167,000	3,380,000	3,479,930	99,930
Other financing sources (uses):				
Transfers out	(3,292,265)	(3,451,468)	(3,888,710)	(437,242)
Total other financing sources (uses)	<u>(3,292,265)</u>	<u>(3,451,468)</u>	<u>(3,888,710)</u>	<u>(437,242)</u>
Excess (deficiency) of revenues and other sources over expenditures and other uses	(125,265)	(71,468)	(408,780)	(337,312)
Fund balances at beginning of year	<u>4,877,791</u>	<u>4,851,362</u>	<u>4,851,362</u>	
Fund balances at end of year	<u>\$ 4,752,526</u>	<u>\$ 4,779,894</u>	<u>\$ 4,442,582</u>	<u>\$ (337,312)</u>

City of Springhill
Springhill, Louisiana
Schedule of Proportionate Share of Net Pension Liability
For the Year Ended June 30, 2025

Municipal Police Employees' Retirement System

Year Ended June 30	Proportion of the net pension liability	Proportionate share of the net pension liability	Covered-employee payroll	Proportionate share of the net pension liability as a percentage of its covered-employee payroll	Plan fiduciary net position as a percentage of the total pension liability
2025	0.186705%	\$ 1,691,540	\$ 658,167	257.01%	75.84%
2024	0.186265%	1,967,884	630,991	311.87%	71.30%
2023	0.178612%	1,825,732	551,214	331.22%	70.80%
2022	0.142002%	756,948	479,969	157.71%	84.09%
2021	0.148943%	1,376,580	411,058	334.89%	70.94%
2020	0.113189%	1,027,946	380,979	269.82%	71.01%
2019	0.139991%	1,183,492	357,033	331.48%	71.89%
2018	0.119335%	1,041,845	382,649	272.27%	70.08%
2017	0.14636%	1,371,834	409,992	334.60%	66.04%
2016	0.15492%	1,213,621	419,414	289.36%	70.73%

Municipal Employees' Retirement System

Year Ended June 30	Proportion of the net pension liability	Proportionate share of the net pension liability	Covered-employee payroll	Proportionate share of the net pension liability as a percentage of its covered-employee payroll	Plan fiduciary net position as a percentage of the total pension liability
2025	0.491667%	\$ 1,383,550	\$ 901,238	153.52%	79.05%
2024	0.452897%	1,655,278	817,854	202.39%	72.46%
2023	0.448325%	1,861,999	780,895	238.44%	67.87%
2022	0.426059%	1,185,084	843,667	140.47%	77.82%
2021	0.481538%	2,081,886	920,374	226.20%	64.52%
2020	0.496435%	2,074,434	928,646	223.38%	64.68%
2019	0.515546%	2,134,710	941,239	226.80%	63.94%
2018	0.529604%	2,215,557	962,808	230.11%	62.49%
2017	0.531228%	2,177,350	948,954	229.45%	62.11%
2016	0.510513%	1,823,632	871,320	209.30%	66.18%

City of Springhill
Springhill, Louisiana
Schedule of Contributions
For the Year Ended June 30, 2025

Municipal Police Employees' Retirement System

Year Ended June 30	Statutorily Required Contribution	Contributions in relation to the statutorily required contribution	Contribution Deficiency (Excess)	Covered-employee payroll	Contributions as a percentage of covered-employee payroll
2025	\$ 255,234	\$ 255,234	\$	\$ 716,950	35.60%
2024	223,283	223,283		658,167	33.92%
2023	197,187	197,187		630,991	31.25%
2022	163,986	163,986		551,214	29.75%
2021	149,514	149,514		479,969	31.15%
2020	133,594	133,594		411,058	32.50%
2019	122,866	122,866		380,979	32.25%
2018	109,788	109,788		357,033	30.75%
2017	121,491	121,491		382,649	31.75%
2016	120,948	120,948		409,992	29.50%
2015	132,115	132,115		419,414	31.50%

Municipal Employees' Retirement System

Year Ended June 30	Statutorily Required Contribution	Contributions in relation to the statutorily required contribution	Contribution Deficiency (Excess)	Covered-employee payroll	Contributions as a percentage of covered-employee payroll
2025	\$ 282,205	\$ 282,205	\$	\$ 1,007,871	28.00%
2024	265,868	265,868		901,238	29.50%
2023	241,267	241,267		817,854	29.50%
2022	230,364	230,364		780,895	29.50%
2021	248,882	248,882		843,667	29.50%
2020	255,404	255,404		920,374	27.75%
2019	241,448	241,448		928,646	26.00%
2018	232,957	232,957		941,239	24.75%
2017	218,809	218,809		961,798	22.75%
2016	187,418	187,418		948,954	19.75%
2015	172,086	172,086		871,320	19.75%

City of Springhill
Springhill, Louisiana
Combining Balance Sheet
Non-major Governmental Funds
June 30, 2025

	2014 Sales Tax Bonds	2015 Sales Tax Bonds	2016 Sales Tax Bonds	Total
Assets				
Restricted investments	\$ 183,827	\$ 113,422	\$ 66,534	\$ 363,783
Total assets	<u>\$ 183,827</u>	<u>\$ 113,422</u>	<u>\$ 66,534</u>	<u>\$ 363,783</u>
Fund balances:				
Restricted - debt service	\$ 183,827	\$ 113,422	\$ 66,534	\$ 363,783
Total fund balances	<u>\$ 183,827</u>	<u>\$ 113,422</u>	<u>\$ 66,534</u>	<u>\$ 363,783</u>

City of Springhill
Springhill, Louisiana
Combining Schedule of Revenues, Expenditures, and Changes in Fund Balances
Non-major Governmental Funds
For the Year Ended June 30, 2025

	<u>2014 Sales Tax Bonds</u>	<u>2015 Sales Tax Bonds</u>	<u>2016 Sales Tax Bonds</u>	<u>Totals</u>
Revenues:				
Investment earnings	\$ 4,282	\$ 2,811	\$ 1,555	\$ 8,648
Total revenues	<u>4,282</u>	<u>2,811</u>	<u>1,555</u>	<u>8,648</u>
Expenditures:				
Principal retirement	155,000	85,000	65,000	305,000
Interest and other charges	<u>53,738</u>	<u>31,175</u>	<u>3,852</u>	<u>88,765</u>
Total expenditures	<u>208,738</u>	<u>116,175</u>	<u>68,852</u>	<u>393,765</u>
Excess (deficiency) of revenues over expenditures	(204,456)	(113,364)	(67,297)	(385,117)
Other financing sources (uses):				
Transfers in	<u>211,497</u>	<u>119,800</u>	<u>68,210</u>	<u>399,507</u>
Net change in fund balance	7,041	6,436	913	14,390
Fund balances at beginning of year	<u>176,786</u>	<u>106,986</u>	<u>65,621</u>	<u>349,393</u>
Fund balances at end of year	<u>\$ 183,827</u>	<u>\$ 113,422</u>	<u>\$ 66,534</u>	<u>\$ 363,783</u>

City of Springhill
Springhill, Louisiana
Combining Schedule of Net Position
Non-major Enterprise Funds
June 30, 2025

	Cemetery Fund	Community Activities Fund	Totals
Assets			
Current assets:			
Cash and cash equivalents	\$ 174,255	\$ 19,095	\$ 193,350
Restricted investments	18,462		18,462
Accounts receivable	31,297		31,297
Inventories	46,954		46,954
Prepays		27,107	27,107
Total current assets	<u>270,968</u>	<u>46,202</u>	<u>317,170</u>
Noncurrent assets:			
Capital assets:			
Land	65,000		65,000
Construction in progress	147,570		147,570
Plant and equipment	74,752	2,835,055	2,909,807
Less: accumulated depreciation	(57,328)	(1,729,089)	(1,786,417)
Total noncurrent assets	<u>229,994</u>	<u>1,105,966</u>	<u>1,335,960</u>
Total assets	<u>500,962</u>	<u>1,152,168</u>	<u>1,653,130</u>
Liabilities			
Current liabilities:			
Accounts payable	26,087	10,421	36,508
Due to other funds	308	6,223	6,531
Total current liabilities	<u>26,395</u>	<u>16,644</u>	<u>43,039</u>
Net position			
Net investment in capital assets	199,994	1,105,966	1,305,960
Unrestricted	274,573	29,558	304,131
Total net position	<u>\$ 474,567</u>	<u>\$ 1,135,524</u>	<u>\$ 1,610,091</u>

City of Springhill
Springhill, Louisiana
Combining Schedule of Revenues, Expenses, and Changes in Fund Net Position
Non-major Enterprise Funds
For the Year Ended June 30, 2025

	Cemetery Fund	Community Activities Fund	Totals
Operating revenues:			
Charges for service -			
Cemetery assessments	\$ 28,520	\$	\$ 28,520
Rent		67,775	67,775
Sale of cemetery lots	3,035		3,035
Miscellaneous	3,000	50	3,050
Total operating revenues	<u>34,555</u>	<u>67,825</u>	<u>102,380</u>
Operating expenses:			
Cost of sales and service	781		781
Community activities		132,415	132,415
Cemetery maintenance	9,162		9,162
General and administrative	27,834		27,834
Depreciation		69,841	69,841
Total operating expenses	<u>37,777</u>	<u>202,256</u>	<u>240,033</u>
Operating income (loss)	<u>(3,222)</u>	<u>(134,431)</u>	<u>(137,653)</u>
Non-operating revenues (expenses):			
Interest income	3,545	192	3,737
Total non-operating revenues (expenses)	<u>3,545</u>	<u>192</u>	<u>3,737</u>
Change in net position before transfers	323	(134,239)	(133,916)
Transfers in		100,000	100,000
Transfers out	(36,000)		(36,000)
Total other financing sources (uses)	<u>(36,000)</u>	<u>100,000</u>	<u>64,000</u>
Change in net position	(35,677)	(34,239)	(69,916)
Net position - beginning of year	<u>510,244</u>	<u>1,169,763</u>	<u>1,680,007</u>
Net position - end of year	<u>\$ 474,567</u>	<u>\$ 1,135,524</u>	<u>\$ 1,610,091</u>

City of Springhill
Springhill, Louisiana
Combining Schedule of Net Position
Water and Sewer Funds
June 30, 2025

	Water Fund	Sewer Fund	Totals
Assets			
Current assets:			
Cash and cash equivalents	\$ 70,101	\$ 7,291	\$ 77,392
Restricted cash and cash equivalents	134,878		134,878
Investments	1,493,368		1,493,368
Restricted investments	69,286		69,286
Accounts receivable	233,355	91,165	324,520
Due from other funds	44,860	32,060	76,920
Prepays	84,862	33,171	118,033
Total current assets	<u>2,130,710</u>	<u>163,687</u>	<u>2,294,397</u>
Noncurrent assets:			
Restricted cash	668,177		668,177
Capital assets:			
Land	26,080	22,410	48,490
Construction in process	573,336	2,290,966	2,864,302
Plant and equipment	21,727,010	11,516,023	33,243,033
Less: accumulated depreciation	<u>(11,247,063)</u>	<u>(7,614,156)</u>	<u>(18,861,219)</u>
Total noncurrent assets	<u>11,747,540</u>	<u>6,215,243</u>	<u>17,962,783</u>
Total assets	<u>13,878,250</u>	<u>6,378,930</u>	<u>20,257,180</u>
Deferred Outflows of Resources			
Pension related	<u>106,874</u>	<u>18,860</u>	<u>125,734</u>
Liabilities			
Current liabilities:			
Accounts payable	28,226	44,302	72,528
Due to other funds	157,263	143,547	300,810
Payable from restricted assets:			
Revenue bonds	580,258		580,258
Accrued interest	17,473		17,473
Customer deposits	217,125		217,125
Total current liabilities	<u>1,000,345</u>	<u>187,849</u>	<u>1,188,194</u>
Non current liabilities:			
Net pension liability	378,677	66,826	445,503
Revenue bonds	6,566,325		6,566,325
Total noncurrent liabilities	<u>6,945,002</u>	<u>66,826</u>	<u>7,011,828</u>
Total liabilities	<u>7,945,347</u>	<u>254,675</u>	<u>8,200,022</u>
Deferred Inflows of Resources			
Pension related	<u>23,027</u>	<u>4,064</u>	<u>27,091</u>
Total deferred inflows of resources	<u>23,027</u>	<u>4,064</u>	<u>27,091</u>
Net position			
Net investment in capital assets	3,932,780	6,215,243	10,148,023
Restricted for debt service	668,177		668,177
Unrestricted	1,415,793	(76,192)	1,339,601
Total net position	<u>\$ 6,016,750</u>	<u>\$ 6,139,051</u>	<u>\$ 12,155,801</u>

City of Springhill
Springhill, Louisiana
Combining Schedule of Revenues, Expenses, and Changes in Fund Net Position
Water and Sewer Funds
For the Year Ended June 30, 2025

	Water Fund	Sewer Fund	Totals
Operating revenues:			
Charges for service -			
Water sales	\$ 1,573,133	\$	\$ 1,573,133
Sewerage service charges		845,952	845,952
Other charges and fees	46,875	2,136	49,011
Total operating revenues	<u>1,620,008</u>	<u>848,088</u>	<u>2,468,096</u>
Operating expenses:			
Water services	1,227,175		1,227,175
Sewer services		891,171	891,171
General and administrative	16,231		16,231
Depreciation	814,209	345,275	1,159,484
Total operating expenses	<u>2,057,615</u>	<u>1,236,446</u>	<u>3,294,061</u>
Operating income (loss)	<u>(437,607)</u>	<u>(388,358)</u>	<u>(825,965)</u>
Non-operating revenues (expenses):			
Interest income	178,342		178,342
Interest expense	(225,228)		(225,228)
Operating grants and contributions	11,013	1,944	12,957
Total non-operating revenues (expenses)	<u>(35,873)</u>	<u>1,944</u>	<u>(33,929)</u>
Change in net position before contributions and transfers	(473,480)	(386,414)	(859,894)
Capital contributions		1,368,973	1,368,973
Transfers in	1,240,635	241,000	1,481,635
Transfers out	(7,424)	(884,085)	(891,509)
Total capital contributions and transfers	<u>1,233,211</u>	<u>725,888</u>	<u>1,959,099</u>
Change in net position	759,731	339,474	1,099,205
Net position - beginning of year	<u>5,257,019</u>	<u>5,799,577</u>	<u>11,056,596</u>
Net position - end of year	<u>\$ 6,016,750</u>	<u>\$ 6,139,051</u>	<u>\$ 12,155,801</u>

City of Springhill
Springhill, Louisiana
Schedule of Compensation Paid to Board Members
For the Year Ended June 30, 2025

Mayor - W. Ray Huddleston, Salary	\$ 60,757
Alderman:	
D. Nicole Frazier	9,924
Stacey Willard	9,168
ME Whitlock	9,168
D. Melancon	9,168
DW Smith	<u>9,168</u>
	<u>\$ 107,353</u>

City of Springhill
Springhill, Louisiana
Schedule of Compensation, Benefits, and Other Payments to Agency Head
For the Year Ended June 30, 2025

Agency Head: W. Ray Huddleston, Mayor

<u>Purpose</u>	<u>Amount</u>
Salary	\$ 60,757
Benefits - Retirement	17,012
Cell phone	649
Vehicle fuel	1,042

City of Springhill
Springhill, Louisiana
Louisiana Community Development Block Grant
Schedule of Revenues and Expenditures
For the Period: July 1, 2024 to June 30, 2025

	Award No. <u>B-20-DW-22-0001</u>
Revenue:	
Reimbursement received	<u>\$ 282,174</u>
Total revenue	<u>282,174</u>
Expenditures	<u>\$ 282,174</u>
Total expenditures	<u>282,174</u>

City of Springhill
Springhill Louisiana
Schedule of Expenditures of Federal Awards
For the Year Ended June 30, 2025

<u>Federal Grantor / Pass-Through Grantor / Program Title</u>	<u>Federal Assistance Listing Number</u>	<u>Pass-Through Grantor's Number</u>	<u>Through to Subrecipients</u>	<u>Expenditures</u>
<u>U.S. Department of Transportation</u>				
Direct Program - Airport Improvement Program, Infrastructure Investment and Jobs Act Programs, and Covid-19 Airport Programs	20.106	Unknown	\$	\$ 1,802,708
Highway Safety Cluster State and Community Highway Safety	20.600	Unknown		1,474
Total U.S. Department of Transportation				<u>1,804,182</u>
<u>U.S. Department of Health and Human Services</u>				
Passed through Louisiana Division of Administration, Office of Community Development Covid - 19 - Community Development Block Grant/States Program and Non-Entitlement Grants in Hawaii	14.228	B-20-DW-22-0001		<u>282,174</u>
<u>U.S. Department of Treasury</u>				
Passed through the State of Louisiana, Office of Community Development Division of Administration Covid - 19 - Coronavirus State and Local Fiscal Recovery Funds	21.027	Unkown		<u>1,368,973</u>
Total Federal Expenditures			<u>\$</u>	<u>\$ 3,455,329</u>

City of Springhill
Springhill Louisiana
Notes to the Schedule of Expenditures of Federal Awards
For the Year Ended June 30, 2025

NOTE A: Basis of Presentation

The accompanying schedule of expenditures of federal awards (the Schedule) includes the federal award activity of the City of Springhill under programs of the federal government for the year ended June 30, 2025. The information in this Schedule is presented in accordance with the requirements of Title 2 U.S. Code of Federal Regulations Part 200, Uniform Administrative Requirements, Cost Principles, and Audit Requirements for Federal Awards (Uniform Guidance). Because the Schedule presents only a selected portion of the operations of the City of Springhill, it is not intended to and does not present the financial position, changes in net assets, or cash flows of the City of Springhill.

NOTE B: Summary of Significant Accounting Policies

(1) Expenditures reported on the Schedule are reported on the accrual basis of accounting. Such expenditures are recognized following the cost principles contained in the Uniform Guidance, wherein certain types of expenditures are not allowable or are limited as to reimbursement.

(2) The City of Springhill does not utilize an indirect cost rate.

City of Springhill
Justice System Funding Schedule - Receiving Schedule

Cash Basis Presentation
 As Required by La. R.S. 24:515.2

		Amount for 07/01/2024 - 12/31/2024	Amount for 01/01/2025 - 06/30/2025
1. Ending Balance of Amounts Assessed but Not Received:		-	-
2. Details of Receipts from Collecting/Disbursing Agency			
Agency Remitting Money	Remittance Type	Amount for 07/01/2024 - 12/31/2024	Amount for 01/01/2025 - 06/30/2025
Springhill City Court	f. Criminal Court Costs/Fees	4,484	8,838

City of Springhill
Justice System Funding Schedule - Collecting/Disbursing Schedule

Cash Basis Presentation
As Required by La. R.S. 24:515.2

	Amount for 07/01/2024 - 12/31/2024	Amount for 01/01/2025 - 06/30/2025
1. Beginning Cash Balance	8,047	8,685
2. Collections		
a. Civil Fees	12,654	6,075
b. Bond Fees	-	-
c. Cash Bonds	-	-
d. Asset Forfeiture/Sale	-	-
e. Pre-Trial Diversion Program Fees	-	-
f. Criminal Court Costs/Fees	-	-
g. Criminal Fines – Contempt	-	-
h. Criminal Fines – Other/Non-Contempt	-	-
i. Restitution	-	-
j. Probation/Parole/Supervision Fees	-	-
k. Service Fees	-	-
l. Collection Fees	-	-
m. Interest Earnings on Collected Balances	-	-
n. Other	-	-
Total Collected	12,654	6,075
3. Deductions: Collections Retained by the City of Springhill		
I. Collection Fee for Collecting/Disbursing to Others Based on Percentage of Collection	-	-
II. Collection Fee for Collecting/Disbursing to Others Based on Fixed Amount	-	-
III. Other Amounts "Self-Disbursed" [Enter amounts on appropriate collection type lines]		
a. Civil Fees	11,135	5,346
b. Bond Fees	-	-
c. Cash Bonds	-	-
d. Asset Forfeiture/Sale	-	-
e. Pre-Trial Diversion Program Fees	-	-
f. Criminal Court Costs/Fees	-	-
g. Criminal Fines – Contempt	-	-
h. Criminal Fines – Other/Non-Contempt	-	-
i. Restitution	-	-
j. Probation/Parole/Supervision Fees	-	-
k. Service Fees	-	-
l. Collection Fees [excluding amounts reported in bullets I and II above]	-	-
m. Interest Earnings on Collected Balances	-	-
n. Other	-	-
Total Collections Retained by the City of Springhill	11,135	5,346
4. Deductions: Amounts Disbursed to Individuals and Entities, Excluding Governments and Nonprofits		
a. Collection/Processing Fees Paid to Third Party Entities	-	-
b. Civil Fee Refunds	-	-
c. Bond Refunds	-	-
d. Restitution Disbursements to Individuals and Entities, Excluding Governments or a Nonprofit	-	-
e. Other Disbursements to Individuals and Entities, Excluding Governments or a Nonprofit	-	-
Total Amounts Disbursed to Individuals and Entities, Excluding Governments and Nonprofits	-	-
5. Deductions: Total Disbursements to Other Governments & Nonprofits	881	729
6. Total Amounts Disbursed/Retained	12,016	6,075
7. Ending Cash Balance	8,685	8,685
8. Ending Balance of "Partial Payments" Collected but not Disbursed	-	-
9. Other Information:		
I. Ending Balance of Amounts Assessed but Not Yet Collected [i.e. total ending receivable balances]	-	-
II. Total Waivers During the Fiscal Period [i.e. non-cash reduction of receivable balances, such as time served or community service]	-	-

City of Springhill

Justice System Funding Schedule - Disbursements to Other Governments & Nonprofits Form

Cash Basis Presentation

As Required by La. R.S. 24:515.2

5. Details of Disbursements To Other Governments & Nonprofits (Do not include amounts retained by your entity in this table.)

Agency Receiving Money	Disbursement Description [Fund, Program, etc.] (Optional)	Legal Authority to Disburse Money	Disbursement Type	Amount for 07/01/2024 - 12/31/2024	Amount for 01/01/2025 - 06/30/2025
Springhill City Court		Local Ordinance: local agreement	a. Civil Fees	734	608
Springhill City Marshal Ward 2		Local Ordinance: Local Agreement	a. Civil Fees	147	121

**COOK & MOREHART,
Certified Public Accountants, LLC**

1215 HAWN AVENUE • SHREVEPORT, LOUISIANA 71107 • P.O. BOX 78240 • SHREVEPORT, LOUISIANA 71137-8240

TRAVIS H. MOREHART, CPA
VICKIE D. CASE, CPA
STUART L. REEKS, CPA
J. PRESTON DELAUNE, CPA

TELEPHONE (318) 222-5415 FAX (318) 222-5441

MEMBER
AMERICAN INSTITUTE
CERTIFIED PUBLIC ACCOUNTANTS

SOCIETY OF LOUISIANA
CERTIFIED PUBLIC ACCOUNTANTS

Report on Internal Control Over Financial Reporting and on
Compliance and Other Matters Based on an Audit of Financial Statements
Performed In Accordance With *Government Auditing Standards*

Independent Auditor's Report

The Honorable W. Ray Huddleston, Mayor
and Members of the City Council
City of Springhill
Springhill, Louisiana

We have audited, in accordance with auditing standards generally accepted in the United States of America and the standards applicable to the financial audits contained in *Government Auditing Standards* issued by the Comptroller General of the United States, the financial statements of the governmental activities, business-type activities, each major fund, and the aggregate remaining fund information of the City of Springhill as of and for the year ended June 30, 2025, and the related notes to the financial statements, which collectively comprise the City of Springhill's basic financial statements, and have issued our report thereon dated February 24, 2026.

Report on Internal Control Over Financial Reporting

In planning and performing our audit of the financial statements, we considered the City of Springhill's internal control over financial reporting (internal control) as a basis for designing audit procedures that are appropriate in the circumstances for the purpose of expressing our opinions on the financial statements, but not for the purpose of expressing an opinion on the effectiveness of the City of Springhill's internal control. Accordingly, we do not express an opinion on the effectiveness of the City of Springhill's internal control.

A *deficiency in internal control* exists when the design or operation of a control does not allow management or employees, in the normal course of performing their assigned functions, to prevent, or detect and correct misstatements on a timely basis. A *material weakness* is a deficiency, or combination of deficiencies, in internal control, such that there is a reasonable possibility that a material misstatement of the entity's financial statements will not be prevented, or detected and corrected on a timely basis. A *significant deficiency* is a deficiency, or a combination of deficiencies, in internal control that is less severe than a material weakness, yet important enough to merit attention by those charged with governance.

Our consideration of internal control was for the limited purpose described in the first paragraph of this section and was not designed to identify all deficiencies in internal control that might be material weaknesses or significant deficiencies. Given these limitations, during our audit we did not identify any deficiencies in internal control that we consider to be material weaknesses. However, material weaknesses or significant deficiencies may exist that were not identified.

Report On Compliance and Other Matters

As part of obtaining reasonable assurance about whether City of Springhill's financial statements are free from material misstatement, we performed tests of its compliance with certain provisions of laws, regulations, contracts, and grant agreements, noncompliance with which could have a direct and material effect on the financial statements. However, providing an opinion on compliance with those provisions was not an objective of our audit, and accordingly, we do not express such an opinion. The results of our tests disclosed an instance of noncompliance or other matters that is required to be reported under *Government Auditing Standards* and which is described in the accompanying Schedule of Findings and Questioned Costs as item 2025-001.

City of Springhill's Response to Findings

Government Auditing Standards requires the auditor to perform limited procedures on the City of Springhill's response to the finding identified in our audit and described in the accompanying Schedule of Findings and Questioned Costs. The City of Springhill's response was not subjected to the other auditing procedures applied in the audit of the financial statements and, accordingly, we express no opinion on the response.

Purpose of this Report

The purpose of this report is solely to describe the scope of our testing of internal control and compliance and the results of that testing, and not to provide an opinion on the effectiveness of the City of Springhill's internal control or on compliance. This report is an integral part of an audit performed in accordance with *Government Auditing Standards* in considering the entity's internal control and compliance. Accordingly, this communication is not suitable for any other purpose.



Cook & Morehart,
Certified Public Accountants, LLC
February 24, 2026

**COOK & MOREHART,
Certified Public Accountants, LLC**

1215 HAWN AVENUE • SHREVEPORT, LOUISIANA 71107 • P.O. BOX 78240 • SHREVEPORT, LOUISIANA 71137-8240

TRAVIS H. MOREHART, CPA
VICKIE D. CASE, CPA
STUART L. REEKS, CPA
J. PRESTON DELAUNE, CPA

TELEPHONE (318) 222-5415 FAX (318) 222-5441

MEMBER
AMERICAN INSTITUTE
CERTIFIED PUBLIC ACCOUNTANTS

SOCIETY OF LOUISIANA
CERTIFIED PUBLIC ACCOUNTANTS

Report on Compliance for Each Major Federal Program
and on Internal Control Over Compliance Required by the Uniform Guidance

Independent Auditors' Report

The Honorable W. Ray Huddleston, Mayor
and Members of the City Council
City of Springhill
Springhill, Louisiana

Report on Compliance for Each Major Federal Program

Opinion on Each Major Federal Program

We have audited the City of Springhill's compliance with the types of compliance requirements described in the *OMB Compliance Supplement* that could have a direct and material effect on each of the City of Springhill's major federal programs for the year ended June 30, 2025. The City of Springhill's major federal program is identified in the summary of auditor's results section of the accompanying schedule of findings and questioned costs.

In our opinion, the City of Springhill complied, in all material respects, with the compliance requirements referred to above that could have a direct and material effect on its major federal program for the year ended June 30, 2025.

Basis for Opinion on Each Major Federal Program

We conducted our audit of compliance in accordance with auditing standards generally accepted in the United States of America (GAAS); the standards applicable to financial audits contained in *Government Auditing Standards*, issued by the Comptroller General of the United States (*Government Auditing Standards*); and the audit requirements of Title 2 U.S. *Code of Federal Regulations* Part 200, *Uniform Administrative Requirements, Cost Principles, and Audit Requirements for Federal Awards* (Uniform Guidance). Our responsibilities under those standards and the Uniform Guidance are further described in the Auditor's Responsibilities for the Audit of Compliance section of our report.

We are required to be independent of the City of Springhill and to meet our other ethical responsibilities, in accordance with relevant ethical requirements relating to our audit. We believe that the audit evidence we have obtained is sufficient and appropriate to provide a basis for our opinion on compliance for each major federal program. Our audit does not provide a legal determination of City of Springhill's compliance with the compliance requirements referred to above.

Responsibilities of Management for Compliance

Management is responsible for compliance with the requirements referred to above and for the design, implementation, and maintenance of effective internal control over compliance with the requirements of laws, statutes, regulations, rules and provisions of contracts or grant agreements applicable to City of Springhill's federal programs.

Auditor's Responsibilities for the Audit of Compliance

Our objectives are to obtain reasonable assurance about whether material noncompliance with the compliance requirements referred to above occurred, whether due to fraud or error, and express an opinion on City of Springhill's compliance based on our audit. Reasonable assurance is a high level of assurance but is not absolute assurance and therefore is not a guarantee that an audit conducted in accordance with GAAS, *Government Auditing Standards*, and the Uniform Guidance will always detect material noncompliance when it exists. The risk of not detecting material noncompliance resulting from fraud is higher than for that resulting from error, as fraud may involve collusion, forgery, intentional omissions, misrepresentations, or the override of internal control. Noncompliance with the compliance requirements referred to above is considered material if there is a substantial likelihood that, individually or in the aggregate, it would influence the judgment made by a reasonable user of the report on compliance about City of Springhill's compliance with the requirements of each major federal program as a whole.

In performing an audit in accordance with GAAS, *Government Auditing Standards*, and the Uniform Guidance, we

- exercise professional judgment and maintain professional skepticism throughout the audit.
- identify and assess the risks of material noncompliance, whether due to fraud or error, and design and perform audit procedures responsive to those risks. Such procedures include examining, on a test basis, evidence regarding City of Springhill's compliance with the compliance requirements referred to above and performing such other procedures as we considered necessary in the circumstances.
- obtain an understanding of City of Springhill's internal control over compliance relevant to the audit in order to design audit procedures that are appropriate in the circumstances and to test and report on internal control over compliance in accordance with the Uniform Guidance, but not for the purpose of expressing an opinion on the effectiveness of City of Springhill's internal control over compliance. Accordingly, no such opinion is expressed.

We are required to communicate with those charged with governance regarding, among other matters, the planned scope and timing of the audit and any significant deficiencies and material weaknesses in internal control over compliance that we identified during the audit.


Report on Internal Control Over Compliance

A deficiency in internal control over compliance exists when the design or operation of a control over compliance does not allow management or employees, in the normal course of performing their assigned functions, to prevent, or detect and correct, noncompliance with a type of compliance requirement of a federal program on a timely basis. *A material weakness in internal control over compliance* is a deficiency, or combination of deficiencies, in internal control over compliance, such that there is a reasonable possibility that material noncompliance with a type of compliance requirement of a federal program will not be prevented, or detected and corrected, on a timely basis. *A significant deficiency in internal control over compliance* is a deficiency, or a combination of deficiencies, in internal control over compliance with a type of compliance requirement of a federal program that is less severe than a material weakness in internal control over compliance, yet important enough to merit attention by those charged with governance.

Our consideration of internal control over compliance was for the limited purpose described in the Auditor's Responsibilities for the Audit of Compliance section above and was not designed to identify all deficiencies in internal control over compliance that might be material weaknesses or significant deficiencies in internal control over compliance. Given these limitations, during our audit we did not identify any deficiencies in internal control over compliance that we consider to be material weaknesses, as defined above. However, material weaknesses or significant deficiencies in internal control over compliance may exist that were identified.

Our audit was not designed for the purpose of expressing an opinion on the effectiveness of internal control over compliance. Accordingly, no such opinion is expressed.

The purpose of this report on internal control over compliance is solely to describe the scope of our testing of internal control over compliance and the results of that testing based on the requirements of the Uniform Guidance. Accordingly, this report is not suitable for any other purpose.


Cook & Morehart,
Certified Public Accountants, LLC
February 24, 2026



CITY OF SPRINGHILL

W. RAY HUDDLESTON
MAYOR
101 MACHEN DRIVE P.O. BOX 398
SPRINGHILL, LOUISIANA 71075
PHONE (318) 539-5681 FAX (318) 539-5683

ALDERMAN
D. NICOLE FRAZIER District #1
DENNIS SMITH District #2
STACEY WILLARD District #3
MIKE WHITLOCK District #4
DEREK MELANCON District #5
SHELLI MALONE, City Clerk
WILL LYND, Chief of Police
NELSON SMITH, City Attorney
ASHLEY LANDRY, Assistant City Clerk

SUMMARY SCHEDULE OF PRIOR AUDIT FINDINGS

February 24, 2026

City of Springhill respectfully submits the following Summary Schedule of Prior Audit Findings for the audit period ended June 30, 2024.

Name and address of independent public accounting firm:

Cook & Morehart, CPAs
1215 Hawn Ave
Shreveport, LA 71107

Audit period: Year Ended June 30, 2024

FINDINGS – FINANCIAL STATEMENT AUDIT

2024-001 – Significant Deficiency Vehicle Use Reimbursement

Finding: During our audit, we noted payments made for tires and insurance for personal vehicles due to those vehicles being used for City purposes.

Recommendation: We recommend the City develop policies concerning use of vehicles, including the use of city-owned vehicles and the use of personal vehicles for City purposes.

Current Status: Management has revised its policy with regards to vehicle use reimbursements. Payments are no longer made for tires and insurance.

FINDINGS – MAJOR FEDERAL AWARD PROGRAMS AUDIT : None

If additional information is needed, please contact me at 318-539-5683

Sincerely,

W. Ray Huddleston
Mayor
City of Springhill

City of Springhill
Springhill, Louisiana
Schedule of Finding and Questioned Costs
June 30, 2025

A. Summary of Audit Results

Financial Statements

Type of audit report issued :

Unmodified-governmental activities, business-type activities, each major fund, aggregate remaining fund information

Adverse-aggregate discretely presented component units

Internal control over financial reporting :

Material weaknesses identified : yes v no

Significant deficiencies identified : yes v none reported

Noncompliance material to financial statements noted :

 v yes no

Federal Awards

Internal control over major programs :

Material weaknesses identified : yes v no

Significant deficiencies identified : yes v none reported

Type of auditors' report issued on compliance for major federal programs : Unmodified

Any audit findings disclosed that are required to be reported in accordance with 2 CFR section 200.516(a)

 yes v no

Identification of major federal programs :

Airport Improvement Program, Infrastructure Investment and Jobs Act Programs, and Covid-19 Airport Programs:
ALN #20.106

Dollar threshold used to distinguish between type A and type B programs : \$750,000

Auditee qualified as low risk :

 yes v no

(Continued)

City of Springhill
Springhill, Louisiana
Schedule of Finding and Questioned Costs
June 30, 2025
(Continued)

B. Findings – Financial Statements Audit:

2025-001 Finding - Budget

Finding: Actual expenditures and other financing uses for the Sales Tax Fund were more than budgeted expenditures by more than 5%.

Criteria: The Local Government Budget Act requires the annual budgets be amended when actual plus projected expenditures and other financing uses are more than budgeted amounts by more than 5%.

Cause: The City did not appropriately amend the budget for the year ended June 30, 2025 for certain transfer activity.

Effect: The City was not in compliance with the Local Government Budget Act.

Recommendation: We recommend a proper monitoring of budget to actual comparisons throughout the year and that budgets be appropriately amended when actual plus projected expenditures and other financing uses are expected to be more than budgeted amounts by more than 5%.

Views of Responsible Officials and Planned Corrective Actions: The City will monitor its budgets in the future and amend as needed in order to comply with the Local Government Budget Act.

C. Findings and Questioned Costs – Major Federal Award Programs Audit: None

City of Springhill
Springhill, Louisiana
Summary Schedule of Prior Audit Findings for the Louisiana Legislative Auditor
June 30, 2025

There was one finding for the prior year audit period ended June 30, 2024, as described in the accompanying Summary Schedule of Prior Audit Findings.

City of Springhill
Springhill, Louisiana
Summary Schedule of Current Year Audit Findings for the Louisiana Legislative Auditor
June 30, 2025

There is one finding for the current year audit for the year ended June 30, 2025, as described in the accompanying Schedule of Findings and Questioned Costs.



CITY OF SPRINGHILL

W. RAY HUDDLESTON
MAYOR
101 MACHEN DRIVE P.O. BOX 398
SPRINGHILL, LOUISIANA 71075
PHONE (318) 539-5681 FAX (318) 539-5683

ALDERMAN
D. NICOLE FRAZIER District #1
DENNIS SMITH District #2
STACEY WILLARD District #3
MIKE WHITLOCK District #4
DEREK MELANCON District #5
SHELLI MALONE, City Clerk
WILL LYND, Chief of Police
NELSON SMITH, City Attorney
ASHLEY LANDRY, Assistant City Clerk

CORRECTIVE ACTION PLAN

February 24, 2026

City of Springhill respectfully submits the following corrective action plan for the year ended June 30, 2025:

Name and address of independent public accounting firm:

Cook & Morehart, CPAs
1215 Hawn Ave
Shreveport, LA 71107

Audit period: Year ended June 30, 2025

FINDINGS – FINANCIAL STATEMENTS AUDIT

2025-001 – Budget

Recommendation: We recommend a proper monitoring of budget to actual comparisons throughout the year and that budgets be appropriately amended when actual plus projected expenditures and other financing uses are expected to be more than budgeted amounts by more than 5%.

Views of Responsible Officials and Planned Corrective Actions: The City will monitor its budgets in the future and amend as needed in order to comply with the Local Government Budget Act.

FINDINGS – FEDERAL AWARD PROGRAMS AUDIT: None.

If additional information is needed, please contact me at (318-539-5683).

Sincerely,

W. Ray Huddleston
Mayor
City of Springhill

**COOK & MOREHART,
Certified Public Accountants, LLC**

1215 HAWN AVENUE • SHREVEPORT, LOUISIANA 71107 • P.O. BOX 78240 • SHREVEPORT, LOUISIANA 71137-8240

TRAVIS H. MOREHART, CPA
VICKIE D. CASE, CPA
STUART L. REEKS, CPA
J. PRESTON DELAUNE, CPA

TELEPHONE (318) 222-5415 FAX (318) 222-5441

MEMBER
AMERICAN INSTITUTE
CERTIFIED PUBLIC ACCOUNTANTS

SOCIETY OF LOUISIANA
CERTIFIED PUBLIC ACCOUNTANTS

Independent Accountants' Report on
Applying Agreed-Upon Procedures

To the Board of Alderman
City of Springhill
Springhill, Louisiana
and the Louisiana Legislative Auditor

We have performed the procedures enumerated below on the control and compliance (C/C) areas identified in the Louisiana Legislative Auditor's (LLA's) Statewide Agreed-Upon Procedures (SAUPs) for the fiscal period July 1, 2024 through June 30, 2025. The City of Springhill's management is responsible for those C/C areas identified in the SAUPs.

City of Springhill has agreed to and acknowledged that the procedures performed are appropriate to meet the intended purpose of the engagement, which is to perform specified procedures on the C/C areas identified in LLA's SAUPs for the fiscal period July 1, 2024 through June 30, 2025. Additionally, LLA has agreed to and acknowledges that the procedures performed are appropriate for its purposes. This report may not be suitable for any other purpose. The procedures performed may not address all the items of interest to a user of this report and may not meet the needs of all users of this report and, as such, users are responsible for determining whether the procedures performed are appropriate for their purposes.

The procedures and associated findings are as follows:

1) *Written Policies and Procedures*

Testing not required for this area for the fiscal period July 1, 2024 through June 30, 2025, due to no exceptions being noted in prior year.

2) *Board or Finance Committee*

- A. Obtain and inspect the board/finance committee minutes for the fiscal period, as well as the board's enabling legislation, charter, bylaws, or equivalent document in effect during the fiscal period, and
1. Observe that the board/finance committee met with a quorum at least monthly, or on a frequency in accordance with the board's enabling legislation, charter, bylaws, or other equivalent document.
 2. For those entities reporting on the governmental accounting model, observe whether the minutes referenced or included monthly budget-to-actual comparisons on the general fund, quarterly budget-to-actual, at a minimum, on proprietary funds, and semi-annual budget-to-actual, at a minimum, on all special revenue funds. *Alternatively, for those entities reporting on the not-for-profit accounting model, observe that the minutes referenced or*

included financial activity relating to public funds if those public funds comprised more than 10% of the entity's collections during the fiscal period.

3. For governmental entities, obtain the prior year audit report and observe the unassigned fund balance in the general fund. If the general fund had a negative ending unassigned fund balance in the prior year audit report, observe that the minutes for at least one meeting during the fiscal period referenced or included a formal plan to eliminate the negative unassigned fund balance in the general fund.
4. Observe whether the board/finance committee received written updates of the progress of resolving audit finding(s), according to management's corrective action plan at each meeting until the findings are considered fully resolved.

Procedures performed. No exceptions noted.

3) Bank Reconciliations

- A. Obtain a listing of entity bank accounts for the fiscal period from management and management's representation that the listing is complete. Ask management to identify the entity's main operating account. Select the entity's main operating account and randomly select 4 additional accounts (or all accounts if less than 5). Randomly select one month from the fiscal period, obtain and inspect the corresponding bank statement and reconciliation for each selected account, and observe that:
 1. Bank reconciliations include evidence that they were prepared within 2 months of the related statement closing date (e.g., initialed and dated or electronically logged);
 2. Bank reconciliations include written evidence that a member of management or a board member who does not handle cash, post ledgers, or issue checks has reviewed each bank reconciliation (e.g., initialed and dated, electronically logged); and
 3. Management has documentation reflecting it has researched reconciling items that have been outstanding for more than 12 months from the statement closing date, if applicable.

Procedures performed. Noted the following exceptions:.

Exception: Two of the accounts selected for testing had a total of 42 items totaling \$2,312 that have been outstanding for more than 12 months from the statement closing date.

4) Collections (excluding electronic funds transfers)

Testing not required for this area for the fiscal period July 1, 2024 through June 30, 2025, due to no exceptions being noted in prior year.

5) Non-Payroll Disbursements (excluding card purchases/payments, travel reimbursements, and petty cash purchases)

- A. Obtain a listing of locations that process payments for the fiscal period and management's representation that the listing is complete. Randomly select 5 locations (or all locations if less than 5).
- B. For each location selected under procedure #5A above, obtain a listing of those employees involved with non-payroll purchasing and payment functions. Obtain written policies and procedures relating to employee job duties (if the agency has no written policies and procedures, then inquire of employees about their job duties), and observe that job duties are properly segregated such that
 1. At least two employees are involved in initiating a purchase request, approving a purchase, and placing an order or making the purchase;

2. At least two employees are involved in processing and approving payments to vendors;
 3. The employee responsible for processing payments is prohibited from adding/modifying vendor files, unless another employee is responsible for periodically reviewing changes to vendor files;
 4. Either the employee/official responsible for signing checks mails the payment or gives the signed checks to an employee to mail who is not responsible for processing payments; and
 5. Only employees/officials authorized to sign checks approve the electronic disbursement (release) of funds, whether through automated clearinghouse (ACH), electronic funds transfer (EFT), wire transfer, or some other electronic means.
- C. For each location selected under procedure #5A above, obtain the entity's non-payroll disbursement transaction population (excluding cards and travel reimbursements) and obtain management's representation that the population is complete. Randomly select 5 disbursements for each location, obtain supporting documentation for each transaction, and
1. Observe whether the disbursement, whether by paper or electronic means, matched the related original itemized invoice and supporting documentation indicates that deliverables included on the invoice were received by the entity, and
 2. Observe whether the disbursement documentation included evidence (e.g., initial/date, electronic logging) of segregation of duties tested under procedure #5B above, as applicable.
- D. Using the entity's main operating account and the month selected in Bank Reconciliations procedure #3A, randomly select 5 non-payroll-related electronic disbursements (or all electronic disbursements if less than 5) and observe that each electronic disbursement was (a) approved by only those persons authorized to disburse funds (e.g., sign checks) per the entity's policy, and (b) approved by the required number of authorized signers per the entity's policy. Note: If no electronic payments were made from the main operating account during the month selected the practitioner should select an alternative month and/or account for testing that does include electronic disbursements.

Procedures performed. Noted the following exception:

Exception: The employee responsible for processing payments also mails out the payments after they are signed.

6) Credit Cards/Debit Cards/Fuel Cards/P-Cards

- A. Obtain from management a listing of all active credit cards, bank debit cards, fuel cards, and purchase cards (cards) for the fiscal period, including the card numbers and the names of the persons who maintained possession of the cards. Obtain management's representation that the listing is complete.
- B. Using the listing prepared by management, randomly select 5 cards (or all cards if less than 5) that were used during the fiscal period. Randomly select one monthly statement or combined statement for each card (for a debit card, randomly select one monthly bank statement). Obtain supporting documentation, and
 1. Observe whether there is evidence that the monthly statement or combined statement and supporting documentation (e.g., original receipts for credit/debit card purchases, exception reports for excessive fuel card usage) were reviewed and approved, in writing (or electronically approved) by someone other than the authorized card holder (those instances requiring such approval that may constrain the legal authority of certain public officials, such as the mayor of a Lawrason Act municipality, should not be reported); and

2. Observe that finance charges and late fees were not assessed on the selected statements.
- C. Using the monthly statements or combined statements selected under procedure #7B above, excluding fuel cards, randomly select 10 transactions (or all transactions if less than 10) from each statement, and obtain supporting documentation for the transactions (e.g., each card should have 10 transactions subject to inspection). For each transaction, observe that it is supported by (1) an original itemized receipt that identifies precisely what was purchased, (2) written documentation of the business/public purpose, and (3) documentation of the individuals participating in meals (for meal charges only). For missing receipts, the practitioner should describe the nature of the transaction and observe whether management had a compensating control to address missing receipts, such as a "missing receipt statement" that is subject to increased scrutiny.

Procedures performed. No exceptions noted.

7) *Travel and Travel-Related Expense Reimbursements (excluding card transactions)*

Testing not required for this area for the fiscal period July 1, 2024 through June 30, 2025, due to no exceptions being noted in prior year.

8) *Contracts*

Testing not required for this area for the fiscal period July 1, 2024 through June 30, 2025, due to no exceptions being noted in prior year.

9) *Payroll and Personnel*

Testing not required for this area for the fiscal period July 1, 2024 through June 30, 2025, due to no exceptions being noted in prior year.

10) *Ethics*

Testing not required for this area for the fiscal period July 1, 2024 through June 30, 2025, due to no exceptions being noted in prior year.

11) *Debt Service*

Testing not required for this area for the fiscal period July 1, 2024 through June 30, 2025, due to no exceptions being noted in prior year.

12) *Fraud Notice*

Testing not required for this area for the fiscal period July 1, 2024 through June 30, 2025, due to no exceptions being noted in prior year.

13) *Information Technology Disaster Recovery/Business Continuity*

Testing not required for this area for Year 2.

14) Prevention of Sexual Harassment

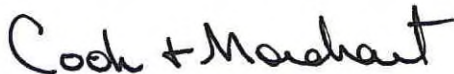
- A. Using the 5 randomly selected employees/officials from Payroll and Personnel procedure #9A, obtain sexual harassment training documentation from management, and observe that the documentation demonstrates each employee/official completed at least one hour of sexual harassment training during the calendar year as required by R.S. 42:343.
- B. Observe that the entity has posted its sexual harassment policy and complaint procedure on its website (or in a conspicuous location on the entity's premises if the entity does not have a website).
- C. Obtain the entity's annual sexual harassment report for the current fiscal period, observe that the report was dated on or before February 1, and observe that the report includes the applicable requirements of R.S. 42:344:
 - 1. Number and percentage of public servants in the agency who have completed the training requirements;
 - 2. Number of sexual harassment complaints received by the agency;
 - 3. Number of complaints which resulted in a finding that sexual harassment occurred;
 - 4. Number of complaints in which the finding of sexual harassment resulted in discipline or corrective action; and
 - 5. Amount of time it took to resolve each complaint.

Procedures performed. No exceptions noted.

We were engaged by the City of Springhill, to perform this agreed-upon procedures engagement and conducted our engagement in accordance with attestation standards established by the American Institute of Certified Public Accountants and applicable standards of *Government Auditing Standards*. We were not engaged to and did not conduct an examination or review engagement, the objective of which would be the expression of an opinion or conclusion, respectively, on those C/C areas identified in the SAUPs. Accordingly, we do not express such an opinion or conclusion. Had we performed additional procedures, other matters might have come to our attention that would have been reported to you.

We are required to be independent of City of Springhill, and to meet our other ethical responsibilities, in accordance with the relevant ethical requirements related to our agreed-upon procedures engagement.

This report is intended solely to describe the scope of testing performed on those C/C areas identified in the SAUPs, and the result of that testing, and not to provide an opinion on control or compliance. Accordingly, this report is not suitable for any other purpose. Under Louisiana Revised Statute 24:513, this report is distributed by the LLA as a public document.



Cook & Morehart,
Certified Public Accountants, LLC
February 24, 2026



CITY OF SPRINGHILL

W. RAY HUDDLESTON
MAYOR

101 MACHEN DRIVE P.O. BOX 398
SPRINGHILL, LOUISIANA 71075
PHONE (318) 539-5681 FAX (318) 539-5683

ALDERMAN
D. NICOLE FRAZIER District #1
DENNIS SMITH District #2
STACEY WILLARD District #3
MIKE WHITLOCK District #4
DEREK MELANCON District #5
SHELLI MALONE, City Clerk
WILL LYND, Chief of Police
NELSON SMITH, City Attorney
ASHLEY LANDRY, Assistant City Clerk

February 24, 2026

Cook & Morehart, CPAs
1215 Hawn Ave
Shreveport, LA 71107

City of Springhill submits the following response to the exceptions identified in the Statewide Agreed-Upon Procedures Report for the year ended June 30, 2025:

Exception: Two of the bank accounts selected for testing had a total of 42 items totaling \$2,312.00 that have been outstanding for more than 12 months from the statement closing date.

Response: The City will investigate items which have been outstanding for more than 12 months from the statement closing date.

Exception: The employee responsible for processing payments is also the employee/official that is responsible for mailing out the payments.

Response: The City will consider additional controls regarding the mailing of checks.

Sincerely,

W. Ray Huddleston
Mayor