PARISH OF ASCENSION
LOUISIANA

COMPREHENSIVE ANNUAL FINANCIAL REPORT
FOR FISCAL YEAR ENDED DECEMBER 31, 2017

2017

PARISH OF ASCENSION

LOUISIANA

COMPREHENSIVE ANNUAL FINANCIAL REPORT

PARISH OF ASCENSION

DONALDSONVILLE, LOUISIANA

For the fiscal year ended December 31, 2017

Prepared by

Finance Department
Gwen LeBlanc, Chief Financial Officer

PARISH OF ASCENSION

COMPREHENSIVE ANNUAL FINANCIAL STATEMENTS

TABLE OF CONTENTS

December 31, 2017

	Exhibit	Page
INTRODUCTORY SECTION		
Letter of Transmittal		viii
Certificate of Achievement in Excellence in Financial Reporting		xvi
Principal Officials		xvii
Organizational Charts		xviii
FINANCIAL SECTION		
Independent Auditors' Report		1
Management's Discussion and Analysis		5
Basic Financial Statements:		
Government-wide Financial Statements:		
Statement of Net Position	A	21
Statement of Activities	A-1	22
Fund Financial Statements:		
Governmental Funds:		
Balance Sheet	A-2	24
Reconciliation of the Governmental Funds Balance Sheet to the Statement of Net Position	A-3	26
Statement of Revenues, Expenditures, and Changes in Fund Balances	A-4	28
Reconciliation of the Statement of Revenues, Expenditures, and Changes in Fund Balances of Governmental Funds to the Statement of Activities	A-5	30
Proprietary Funds:		
Statement of Net Position	A-6	31
Statement of Revenues, Expenses, and Changes in Net Position	A-7	32
Statement of Cash Flows	A-8	33

TABLE OF CONTENTS (Continued)

	Exhibit	Page
Basic Financial Statements (Continued):		
Discretely Presented Component Units:		
Governmental:		
Combining Statement of Net Position	A-9	34
Combining Statement of Activities	A-10	38
Business-Type:		
Combining Statement of Net Position	A-11	42
Combining Statement of Activities	A-12	43
Notes to Financial Statements	A-13	45
Required Supplementary Information:		
Major Fund Budgetary Comparison Schedules:		
General Fund:		
Schedule of Revenues, Expenditures and Changes in Fund Balance - Budget and Actual	B	109
East Ascension Drainage Fund:		
Schedule of Revenues, Expenditures and Changes in Fund Balance - Budget and Actual	B-1	111
Road and Bridge Fund:		
Schedule of Revenues, Expenditures and Changes in Fund Balance - Budget and Actual	B-2	113
Notes to Required Supplementary Information	B-3	114
Schedule of Funding Progress - Other Postemployment Benefits Plan	B-4	115
Schedule of Proportionate Share of Net Pension Liability	B-5	116
Schedule of Pension Contributions	B-6	117
Notes to Proportionate Share of Net Pension Liability and Schedule of Pension Contributions	B-7	118
Combining and Individual Fund Statements and Schedules:		
General Fund and Nonmajor Governmental Funds:		
Combining Balance Sheet - Nonmajor Governmental Funds	C	126
Combining Statement of Revenues, Expenditures, and Changes in Fund Balances - Nonmajor Governmental Funds	C-1	127
General Fund:		
Schedule of Departmental Expenditures - Budget and Actual	C-2	128
Nonmajor Special Revenue Funds:		
Combining Balance Sheet - Nonmajor Special Revenue Funds	D	131
Combining Balance Sheet - Road Lighting Districts	D-1	134
Combining Statement of Revenues, Expenditures and Changes in Fund Balances - Nonmajor Special Revenue Funds	D-2	137
Combining Statement of Revenues, Expenditures and Changes in Fund Balances - Road Lighting Districts	D-3	140

TABLE OF CONTENTS (Continued)

	Exhibit	Page
Combining and Individual Fund Statements and Schedules (Continued):		
Nonmajor Special Revenue Funds (Continued):		
Schedule of Revenues, Expenditures and Changes in Fund Balance - Budget and Actual - West Ascension Drainage Fund	D-4	142
Schedule of Revenues, Expenditures and Changes in Fund Balance - Budget and Actual - Health Unit Fund	D-5	143
Schedule of Revenues, Expenditures and Changes in Fund Balance - Budget and Actual - Mental Health Center Fund	D-6	144
Schedule of Revenues, Expenditures and Changes in Fund Balance - Budget and Actual - Fire Protection District No. 1 Fund	D-7	145
Schedule of Revenues, Expenditures and Changes in Fund Balance - Budget and Actual - Fire Protection District No. 2 Fund	D-8	146
Schedule of Revenues, Expenditures and Changes in Fund Balance - Budget and Actual - Fire Protection District No. 3 Fund	D-9	147
Schedule of Revenues, Expenditures and Changes in Fund Balance - Budget and Actual - Road Lighting District No. 1 Fund	D-10	148
Schedule of Revenues, Expenditures and Changes in Fund Balance - Budget and Actual - Road Lighting District No. 2 Fund	D-11	149
Schedule of Revenues, Expenditures and Changes in Fund Balance - Budget and Actual - Road Lighting District No. 3 Fund	D-12	150
Schedule of Revenues, Expenditures and Changes in Fund Balance - Budget and Actual - Road Lighting District No. 4 Fund	D-13	151
Schedule of Revenues, Expenditures and Changes in Fund Balance - Budget and Actual - Road Lighting District No. 5 Fund	D-14	152
Schedule of Revenues, Expenditures and Changes in Fund Balance - Budget and Actual - Road Lighting District No. 6 Fund	D-15	153
Schedule of Revenues, Expenditures and Changes in Fund Balance - Budget and Actual - Road Lighting District No. 7 Fund	D-16	154
Schedule of Revenues, Expenditures and Changes in Fund Balance - Budget and Actual - Law Officers' Court Fund	D-17	155
Schedule of Revenues, Expenditures and Changes in Fund Balance - Budget and Actual - Council on Aging Fund	D-18	156

TABLE OF CONTENTS (Continued)

	Exhibit	Page
Combining and Individual Fund Statements (continued):		
Nonmajor Special Revenue Funds (continued):		
Schedule of Revenues, Expenditures and Changes in Fund Balance - Budget and Actual - Judicial District Families in Need of Services (FINS) Fund	D-19	157
Schedule of Revenues, Expenditures and Changes in Fund Balance - Budget and Actual - Ascension Parish Library Fund	D-20	158
Schedule of Revenues, Expenditures and Changes in Fund Balance - Budget and Actual - FEMA - Repetitive Loss Reduction Fund	D-21	159
Schedule of Revenues, Expenditures and Changes in Fund Balance - Budget and Actual - Section 8 Fund	D-22	160
Nonmajor Debt Service Funds:		
Combining Balance Sheet - Nonmajor Debt Service Funds	E	162
Combining Statement of Revenues, Expenditures and Changes in Fund Balances - Nonmajor Debt Service Funds	E-1	164
Schedule of Revenues, Expenditures, and Changes in Fund Balance - Budget and Actual - Sale & Use Tax No. 1 Sinking Fund	E-2	166
Schedule of Revenues, Expenditures, and Changes in Fund Balance - Budget and Actual - East Ascension Drainage Sinking Fund	E-3	167
Schedule of Revenues, Expenditures and Changes in Fund Balance - Budget and Actual - West Ascension Drainage Sinking Fund	E-4	168
Schedule of Revenues, Expenditures, and Changes in Fund Balance - Budget and Actual - Sale & Use Tax No. 2 Sinking Fund	E-5	169
Schedule of Revenues, Expenditures and Changes in Fund Balance - Budget and Actual - Fire Protection District No. 1 Sinking Fund	E-6	170
Schedule of Revenues, Expenditures and Changes in Fund Balance - Budget and Actual - Equipment Installment Purchase Debt Service Fund	E-7	171
Schedule of Revenues, Expenditures and Changes in Fund Balance - Budget and Actual - Library Bond Fund	E-8	172
Nonmajor Capital Projects Funds:		
Combining Balance Sheet - Nonmajor Capital Projects Funds	F	174
Combining Statement of Revenues, Expenditures and Changes in Fund Balances - Nonmajor Capital Projects Funds	F-1	176
Schedule of Revenues, Expenditures and Changes in Fund Balance - Budget and Actual - Fire District No. 1 Construction Fund	F-2	178
Schedule of Revenues, Expenditures and Changes in Fund Balance - Budget and Actual - Fire District No. 2 Construction Fund	F-3	179
Schedule of Revenues, Expenditures and Changes in Fund Balance - Budget and Actual - Fire District No. 3 Construction Fund	F-4	180
Schedule of Revenues, Expenditures, and Changes in Fund Balance - Budget and Actual - Office Building Construction Fund	F-5	181
Schedule of Revenues, Expenditures and Changes in Fund Balance - Budget and Actual - Library Construction Fund	F-6	182

TABLE OF CONTENTS (Continued)

	Exhibit	Page
Combining And Individual Fund Statements (continued):		
Nonmajor Capital Projects Funds (continued):		
Schedule of Revenues, Expenditures and Changes in Fund Balance - Budget and Actual - Jail Construction Fund	F-7	183
Schedule of Revenues, Expenditures and Changes in Fund Balance - Budget and Actual - Community Development Block Grant Fund	F-8	184
Schedule of Revenues, Expenditures, and Changes in Fund Balance - Budget and Actual - Community Development Block Grant (CDBG) Construction Fund	F-9	185
Schedule of Revenues, Expenditures, and Changes in Fund Balance - Budget and Actual - Park Construction Fund	F-10	186
Schedule of Revenues, Expenditures, and Changes in Fund Balance - Budget and Actual - Lighting District Construction Fund	F-11	187
Schedule of Revenues, Expenditures, and Changes in Fund Balance - Budget and Actual - Hazard Mitigation Grant Program Fund	F-12	188
Schedule of Revenues, Expenditures and Changes in Fund Balance - Budget and Actual - Courthouse East Construction Fund	F-13	189
Schedule of Revenues, Expenditures and Changes in Fund Balance - Budget and Actual - Infrastructure Project Fund	F-14	190
Schedule of Revenues, Expenditures and Changes in Fund Balance - Budget and Actual - Dedicated Special Project Fund	F-15	191
Major Capital Project Funds:		
Schedule of Revenues, Expenditures and Changes in Fund Balance - Budget and Actual - Road Project Fund	F-16	192
Schedule of Revenues, Expenditures and Changes in Fund Balance - Budget and Actual - East Ascension Drainage Project Fund	F-17	193
Schedule of Revenues, Expenditures and Changes in Fund Balance - Budget and Actual - Move Ascension Construction Fund	F-18	194
Internal Service Funds:		
Combining Statement of Net Position - Internal Service Funds	G	196
Combining Statement of Revenues, Expenses and Changes in Net Position - Internal Service Funds	G-1	197
Combining Statement of Cash Flows - Internal Service Funds	G-2	198
Schedules of Compensation, Benefits, and Other Payments to Agency Heads:		
Parish President Kenny Matassa	H	199
Honorable Judge Marilyn Lambert	H-1	200
STATISTICAL SECTION (UNAUDITED)		
Net Position By Component, Last Ten Fiscal Years	I-1	202
Changes in Net Position, Last Ten Fiscal Years	I-2	203
Governmental Activities Tax Revenues By Source, Last Ten Fiscal Years	I-3	205
Fund Balances of Governmental Funds, Last Ten Fiscal Years	I-4	206
Changes in Fund Balances of Governmental Funds, Last Ten Fiscal Years	I-5	207
Tax Revenues By Source, Governmental Funds, Last Ten Fiscal Years	I-6	209
Assessed and Estimated Actual Value of Taxable Property, Last Ten Years	I-7	210

TABLE OF CONTENTS (Continued)

	Exhibit	Page
STATISTICAL SECTION (UNAUDITED) (Continued)		
Property Tax Rates and Tax Levies, Direct and Overlapping Governments, Last Ten Years…	I-8	212
Principal Property Taxpayers, Current Year and Nine Years Ago	I-9	214
Property Tax Levies and Collections, Last Ten Years	I-10	215
Sales Tax Revenues, Last Ten Years	I-11	216
Taxable Sales by Standard Industrial Classification (SIC) Code, Last Ten Years	I-12	217
Ratios of Outstanding Debt by Type, Last Ten Fiscal Years	I-13	218
Ratios of General Bonded Debt Outstanding, Last Ten Fiscal Years	I-14	219
Computation of Direct and Overlapping Governmental Activities Debt	I-15	220
Legal Debt Margin Calculation, Last Ten Fiscal Years	I-16	221
Pledged Revenue Coverage, Last Ten Fiscal Years	I-17	222
Demographic and Economic Statistics, Last Ten Fiscal Years	I-18	223
Principal Employers, Current Year and Nine Years Ago	I-19	224
Full-Time Equivalent Parish Government Employees by Fund/Department, Last Ten Fiscal Years	I-20	225
Operating Indicators by Function/Program, Last Ten Fiscal Years	I-21	226
Capital Asset Statistics by Function/Program, Last Ten Fiscal Years	I-22	227

SINGLE AUDIT SECTION	Schedule	
Schedule of Expenditures of Federal Awards	1	230
Note to Schedule of Expenditures of Federal Awards		231
Special Independent Auditors' Reports:		
Independent Auditors' Report on Internal Control over Financial Reporting and Compliance and Other Matters Based on an Audit of Financial Statements Performed in Accordance with *Government Auditing Standards*		234
Independent Auditors' Report on Parish System of Road Transportation		237
Independent Auditors' Report on Compliance for Each Major Program and Internal Control over Compliance Required by the Uniform Guidance		239
Schedule of Findings and Questioned Costs		243
Summary of Findings and Questioned Costs		244
Management's Corrective Action Plan		248
Summary of Prior Year Findings and Questioned Costs		251
Special Acknowledgements		252

INTRODUCTORY SECTION

COMPREHENSIVE ANNUAL FINANCIAL REPORT
FOR FISCAL YEAR ENDED DECEMBER 31, 2017

PARISH OF ASCENSION

LOUISIANA

Parish of Ascension

Department of Finance

KENNY MATASSA
PARISH PRESIDENT

GWEN B. LEBLANC
CHIEF FINANCIAL OFFICER/TREASURER

June 25, 2018

The Citizens,
The Honorable President,
and Members of the Parish Council
Parish of Ascension

Dear Citizens, President, and Council Members:

Pursuant to Louisiana State Statutes, I hereby issue the Comprehensive Annual Financial Report (CAFR) for the Parish of Ascension (the Parish) for the year ended December 31, 2017. The Parish Finance Department prepared this report in accordance with Generally Accepted Accounting Principles (GAAP). We believe the data, as presented, is accurate in all material respects; that it is presented in a manner designed to set forth fairly the financial position and results of operations of the Parish as measured by the financial activities of its various funds and the government-wide presentation; and that disclosures necessary to enable readers to gain an understanding of Parish financial affairs have been included. Responsibility for the accuracy of the presented data and the completeness and fairness of the presentation, including all disclosures, rests with the local government.

The Parish financial statements have been audited by Faulk & Winkler, LLC, a firm of licensed certified public accountants. The goal of the independent audit was to provide reasonable assurance that the financial statements are free of material misstatement. The independent audit involved examining, on a test basis, evidence supporting the amounts and the disclosures in the financial statements; assessing the accounting principles used and significant estimates made by management; and evaluating the overall financial statement presentation. The independent auditors concluded, based upon the audit, that there was a reasonable basis for rendering an unmodified opinion that the Parish's 2017 financial statements are fairly presented in conformity with GAAP. The independent auditors' report is presented as the first document of the financial section of this report.

P. O. Box 2392, 615 E. Worthey St., Gonzales, Louisiana 70707
Telephone 225-450-1004 – Telefax 225-450-1114 www.ascensionparish.net

The Parish is required to undergo an annual single audit in conformance with the provisions of the Single Audit Act of 1996 and Title 2 U.S. *Code of Federal Regulations* Part 200, *Uniform Administrative Requirements, Cost Principles, and Audit Requirements for Federal Awards* (Uniform Guidance). Information related to this single audit, including the Schedule of Expenditures of Federal Awards, schedule of findings and questioned costs, and the independent auditors' report on compliance for each major program and on internal control over compliance required by the audit requirements of the Uniform Guidance, is presented immediately following the Statistical Section of this report.

GAAP requires that management provide a narrative introduction, overview, and analysis to accompany the basic financial statements in the Management's Discussion and Analysis (MD&A). This letter of transmittal is designed to complement the MD&A and should be read in conjunction with it. The Parish's MD&A can be found immediately following the independent auditors' report.

Profile of the Government

The Parish is located southeast of the City of Baton Rouge, which is the state capital of Louisiana. The Parish is divided by the Mississippi River with the majority of its population on the east bank. The Parish was founded in 1845 when the county of Acadia was split into the parishes of Ascension and St. James. The Parish currently occupies a land area of 292 square miles and serves an estimated population of 122,948 as of July 2017, which represents a 14.7% growth since the 2010 U.S. Census of 107,215. This growth makes Ascension Parish one of the fastest growing parishes in Louisiana during that time period.

The Parish adopted the Ascension Parish Home Rule Charter as of January 1994. The Home Rule Charter established the Ascension Parish Council as the governing authority for the Parish and as a political subdivision of the State of Louisiana. Policy-making and legislative authority are vested in a governing council consisting of 11 Council members. The governing council is responsible, among other things, for passing ordinances, adopting the budget and appointing committees. The Parish President is the chief executive officer of the Parish. The Council members and Parish President are elected for four-year terms. The Council members are elected by district while the Parish President is elected parish-wide.

The Parish provides a full range of services to the general public including infrastructure maintenance and construction, public safety, public works, fire protection, public and mental health, planning and zoning, economic development, recreation, libraries, general administrative, and road lighting.

A determination of the financial reporting entity to be included in this CAFR is made through the application of criteria established by the Governmental Accounting Standards Board (GASB), Statements No. 14 and 61. A complete explanation of the financial reporting entity is included in the Summary of Significant Accounting Policies in the Notes to the Financial Statements.

The Parish financial reporting entity consists of the following:

- The Primary Government - All funds under the auspices of the President and the Parish Council.

- Legally separate component units - These units of government are legally separate from the Parish government but have a sufficiently close relationship with the government to warrant inclusion in the consolidated financial report.

The financial statements included in this CAFR are as follows:

Name of Organization	Type of Unit
The Parish of Ascension	Primary Government
East and West Ascension Drainage Districts	Blended Component Units
Health Unit	Blended Component Unit
Mental Health Center	Blended Component Unit
Fire Protection Districts No. 1, No. 2, & No. 3	Blended Component Units
Ascension Parish Library and Library Construction Funds	Blended Component Unit
District Attorney of the Twenty-Third Judicial District	Discrete Component Unit
Twenty-Third Judicial District Public Defender Board	Discrete Component Unit
Ascension Parish Sheriff	Discrete Component Unit
Ascension Parish Clerk of Court	Discrete Component Unit
Ascension Parish Assessor	Discrete Component Unit
Ascension Parish Communication District	Discrete Component Unit
Parish Court of the Parish of Ascension Judicial Expense Fund	Discrete Component Unit
Twenty-Third Judicial District Judicial Expense Fund	Discrete Component Unit
Twenty-Third Judicial District Criminal Court Fund	Discrete Component Unit
Ascension Council on Aging, Inc.	Discrete Component Unit
Ascension Economic Development Corporation	Discrete Component Unit
Ascension Parish Tourist Commission	Discrete Component Unit
Galvez-Lake Volunteer Fire Department	Discrete Component Unit
Prairieville Volunteer Fire Department	Discrete Component Unit
West Ascension Hospital Service District	Discrete Component Unit
Ascension Consolidated Utilities District No. 1	Discrete Component Unit

An explanation of the accounting policies of the Parish is contained in the Notes to the Financial Statements. The basis of accounting, fund structure, and other significant information on financial policies are also explained in detail in the Notes to the Financial Statements.

Budgetary control is maintained by the encumbrance of appropriations from purchase orders and contracts with vendors. Purchase orders that exceed appropriation balances are not released unless additional appropriations are made available. The annual operating budget or financial plan is proposed by the President and enacted by the Council. Management control for the operating budget is maintained at the fund and department level. Additional details on the budget process are explained in the Notes to the Financial Statements.

Budget-to-actual comparisons are provided in this report for each individual governmental fund that has a legally adopted budget. The comparison for the General Fund, East Ascension Drainage, and Road and Bridge Special Revenue Funds are presented in Exhibits B through B-2. For governmental special revenue, debt service and capital project funds, the balance sheets, statements of revenue, expenditures, and changes in fund balance, and annual budget comparisons are presented in the Combining and Individual Fund Statements and Schedules, Exhibits D through D-22, E through E-8, and F through F-15.

The Finance Department is entrusted with maintaining accounting systems for the Parish and districts over which the Council is the governing body in accordance with the best-recognized practices in governmental accounting. It keeps the records for, and exercises financial and budgetary control over, each Parish department, office, and agency.

In developing and evaluating the accounting system of the Parish, the Finance Department considers the adequacy of internal accounting controls. Internal accounting controls are designed to provide reasonable, but not absolute, assurance regarding the safeguarding of assets against loss from an unauthorized use or disposition, and the reliability of financial records for preparing financial statements and maintaining accountability for assets. The concept of reasonable assurance recognizes that the cost of control should not exceed benefits likely to be derived, and that the valuation of costs and benefits requires estimates and judgments by management.

As a recipient of federal and state financial assistance, the Parish government is responsible for ensuring that adequate internal controls are in effect. All internal control evaluations occur within the framework described. The Finance Department believes that the internal controls of the Parish adequately safeguard assets and provide reasonable assurance of the proper recording of financial transactions.

FACTORS AFFECTING FINANCIAL CONDITION

Economic Condition and Outlook

The Parish has one of the Gulf South's most vibrant economies. The Gulf Coast chemical industry is expected to continue as a leading region for chemical manufacturing in the United States. Since 2005, The Parish has recorded over $6.2 billion in capital investment by new and expanding enterprises accompanied by the creation of over 2,500 direct new jobs. The Parish consistently ranks in the top ten parish/counties in the U.S. for annual per capita business investment. The combination of excellent job opportunities and a high quality public school system has made the Parish one of the fastest growing parishes/counties in the U.S. Additionally, the population growth has attracted retail and consumer enterprises as they seek new markets in which to expand.

The Parish is strategically located in the middle of the Gulf South's "energy alley" on Interstate 10 (I-10) and split by the Mississippi River. While part of the Baton Rouge Metropolitan Statistical Area, the Parish is also located within commuting distance of the New Orleans metro area with convenient access to the New Orleans International Airport. The Parish is also home to a small commuter airport and is in proximity to three deep-water river ports (Baton Rouge, South Louisiana, and New Orleans) and has three (3) Class A freight railways (Canadian National, Kansas City Southern, and Union Pacific).

In addition to excellent public schools, the Parish is within easy commuting distances of ten (10) institutions of higher learning, including the main campus of Louisiana State University (LSU) and Southern University in Baton Rouge. The Parish is home to River Parishes Community College, which is ranked among the fastest growing community and technical colleges in the nation and has a state-of-art campus.

A report issued by the Ascension Economic Development Corporation (AEDC) states the following factors:

- *Population*: 122,948
- *Employment*: For the month of December 2017, total employment in the Parish was 62,734; an increase of 4,394 jobs from the previous December. The February 2018 unemployment rate for the Parish was 3.3%, Louisiana's rate was 3.4%, and nation's rate was 4.1%. The latest medium household income is $76,040, which is 57% more than Louisiana and 28% more than the U.S. Growth in the Parish Labor Force continues to outplace the Region and the State with a 26% increase from December 2007 to December 2017. The Baton Rouge Region's rate was 13% and Louisiana's rate was 3.0%.

- *Industrial Sites*: Promotion of the 17,000 acre River Plex Mega Park site is still a major focus of business attraction for Ascension Parish. A website dedicated to this mega-site is under construction and will be online in June 2018. In addition to this site, Ascension has eleven development-ready Certified Sites throughout the Parish.

- *Future Development*: The ADEC Staff is working on a number of projects in the pipeline which have the potential to create another 1,020 jobs and represent $4.7 billion in potential new investment. At the end of 2017, AEDC announced 4 new projects representing 32 new jobs with $462 million in new investment. Over the past year, AEDC staff also met with 50 local companies, 12 during the last quarter of 2017.

The Parish budget was prepared with a cautiously optimistic mindset. The Parish government recognizes the state of the nation, as well as the global economy, when setting budget projections. This conservative fiscal approach and the commitment to build and maintain financial reserves have resulted in a favorable Standard & Poor's credit rating of AA+. Additionally, the Parish currently has $121.4 million in outstanding debt, which is significantly below the State imposed limit of $487 million, or 35% of the total assessed value of taxable property.

Major Initiatives in 2018

The priorities of the 2018 Budget are consistent with the priorities of prior years. As with the 2017 fiscal year, the 2018 operating budget provides for the Parish to maintain vital services to the public by fiscal conservatism and to continue capital and infrastructure improvements needed for our growing Parish.

Construction Projects

The outline of the Parish's Capital Budget of $52,053,000 for 2018 is as follows:

Move Ascension	$ 12,700,000
• Various Road Projects	
East Ascension Drainage Construction	$ 12,600,000
• Channel improvements, levee extension and restoration and basin improvement	
Community Development Block Grant Construction Fund	$ 7,040,000
• Parish sewer construction project	
Road Construction	$ 5,200,000
• Road overlay projects, subdivision ditch system improvement program	
Dedicated Special Project Fund	$ 5,083,000
• Steamboat Museum Project	
Fire District No. 1 Construction Fund	$ 4,000,000
• Construction of new fire stations for District No. 1	
Office Building Construction	$ 1,425,000
• Roof replacements, fueling station at DPW	

Courthouse Construction Fund • New parish courthouse	$ 1,100,000
Fire District No. 3 Construction Fund • Renovation/expansion admin building; new training tower	$ 1,090,000
Infrastructure Projects Fund • LA 3127 Highway extension project	$ 750,000
Jail Construction Fund • Plumbing repairs to jail	$ 350,000
Water/Waste Water Construction Fund	$ 290,000
Fire District No. 2 Construction Fund • Construction of a fire station for District No. 2	$ 275,000
Park Construction Fund • Upgrades to lights at various parks	$ 150,000

These current obligations of the Parish are consistent with the long-term financial plan and goals of Parish Government officials to meet the needs of their constituents. Some of the established priorities are as follows:

Transportation System:

Parish transportation is a high priority of the Parish. As noted, Ascension Parish is one of the fastest growing parishes in the State of Louisiana, which accelerates the need for transportation infrastructure improvements and maintenance. Accordingly, $30.3 million has been committed for the parish transportation system in the Road Maintenance Fund, the Road Construction Fund, Move Ascension, and Infrastructure Projects Fund for 2018. The implementation of Traffic Impact Fees on new developments will further help assist the Parish to invest in infrastructure projects at the places most needed.

As revenues are realized, the Parish will commit funds for overlays, reconstruction, and turn lanes to offset traffic congestion. Additionally, a feasibility study is underway to evaluate the possibility of adding a new interchange at I-10. Currently, the State is expanding I-10 from Highland Road in Baton Rouge to LA Highway 73 in Ascension Parish. The Parish is working with other parishes in evaluating alternatives to improve the connection between Baton Rouge and New Orleans.

Master Plan:

The Master Plan is essential for the orderly development of the Parish through a zoning process. With the rate of growth Ascension Parish is experiencing, amendments to the Master Plan are being considered on an on-going basis.

Recreation:

The Lamar Dixon Expo Center was recognized by the Baton Rouge Business Report as a multipurpose event venue with over 300 events scheduled for 2018. The multi-use facility has a newly completed 7 field soccer complex as well as a recently renovated 68,000 square foot climate-control Exhibition Hall.

Fire Protection:

The Parish, through a dedicated property and sales tax, has committed funding for the improvements to fire protection services. During 2018, the Parish has planned for the construction of new fire stations in the Modeste area, St. Amant and Sorrento along with the acquisitions of equipment and land, and major repairs to fire stations. With the anticipated population growth, the Parish will continue to enhance fire protection services to the citizens of the Parish.

Drainage:

During 2007, the East Ascension Drainage District issued bonds for $62 million for major drainage improvements on the east side of the Parish. The East Ascension Drainage District has $26.5 million committed to the maintenance and capital project funds in 2018 for infrastructure improvements throughout the drainage system. West Ascension Drainage District has $1,791,500 committed in the maintenance fund for infrastructure improvements. As drainage has always been a major initiative for the Parish, progress continues on the implementation of the master drainage plan.

Comprehensive Sewer Plan and Water System Plan:

A portion of the funds received from the Community Development Block Grant will be used to develop a comprehensive waste water system on the east side of the Parish. In addition, the Louisiana Department of Environmental Quality has awarded the Parish a $60 million State Revolving Loan. These funds will be used to construct a consolidated east bank sewer system. In 2018, the Parish will have an upgrade to and connection of waste water treatment facilities in Darrow and Hillaryville and the construction of a waste water discharge line into the Mississippi River.

AWARDS AND ACKNOWLEDGMENTS

The Government Finance Officers Association (GFOA) of the United States and Canada awarded a Certificate of Achievement for Excellence in Finance Reporting to the Parish of Ascension for its Comprehensive Annual Financial Report each year for the nine years through 2016. The Certificate of Achievement is a prestigious national award recognizing conformance with the highest standards for preparation of state and local government accounting principles and applicable legal requirements.

To be awarded a Certificate of Achievement for Excellence in Financial Reporting by GFOA, a governmental unit must publish an easily readable and efficiently organized comprehensive annual financial report with contents conforming to standards. Such reports must satisfy both generally accepted accounting principles and applicable legal requirements. A Certificate of Achievement is valid for a period of one year. We believe our current report conforms to the Certificate of Achievement Program's requirements, and we are submitting it to GFOA for another certificate.

The preparation of this report on a timely basis could not have been accomplished without the dedicated services of a highly qualified staff. I also acknowledge the thorough, professional and timely manner in which the audit was conducted by our independent auditors, Faulk & Winkler, LLC. We thank the Parish President and Parish Council for their support of excellence in financial reporting and fiscal integrity.

Respectfully submitted,

Gwen B. LeBlanc
Chief Financial Officer

Government Finance Officers Association

Certificate of Achievement for Excellence in Financial Reporting

Presented to

Parish of Ascension
Louisiana

For its Comprehensive Annual
Financial Report
for the Fiscal Year Ended

December 31, 2016

Christopher P. Morrill

Executive Director/CEO

PARISH OF ASCENSION

PRINCIPAL OFFICIALS

DECEMBER 31, 2017

TERM: JANUARY 1, 2016 – DECEMBER 31, 2019

PRESIDENT – KENNY MATASSA

COUNCIL MEMBERS

District 1	Oliver Joseph
District 2	Bill Dawson
District 3	Travis Turner
District 4	Daniel "Doc" Satterlee
District 5	Dempsey Lambert
District 6	Randy Clouatre
District 7	Aaron Lawler
District 8	Teri Casso
District 9	Todd Lambert
District 10	John Cagnolatti
District 11	Benny Johnson

PARISH OF ASCENSION

ORGANIZATIONAL CHART
PRIMARY GOVERNMENT

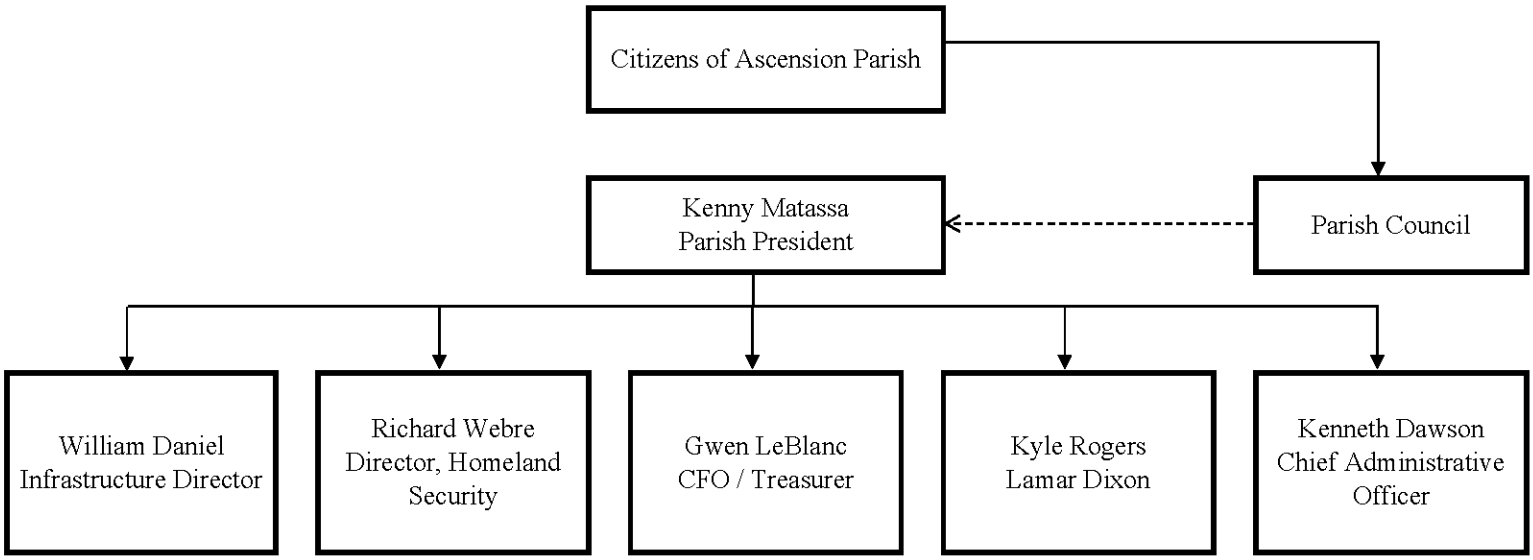

PARISH OF ASCENSION

ORGANIZATIONAL CHART
FINANCE DEPARTMENT

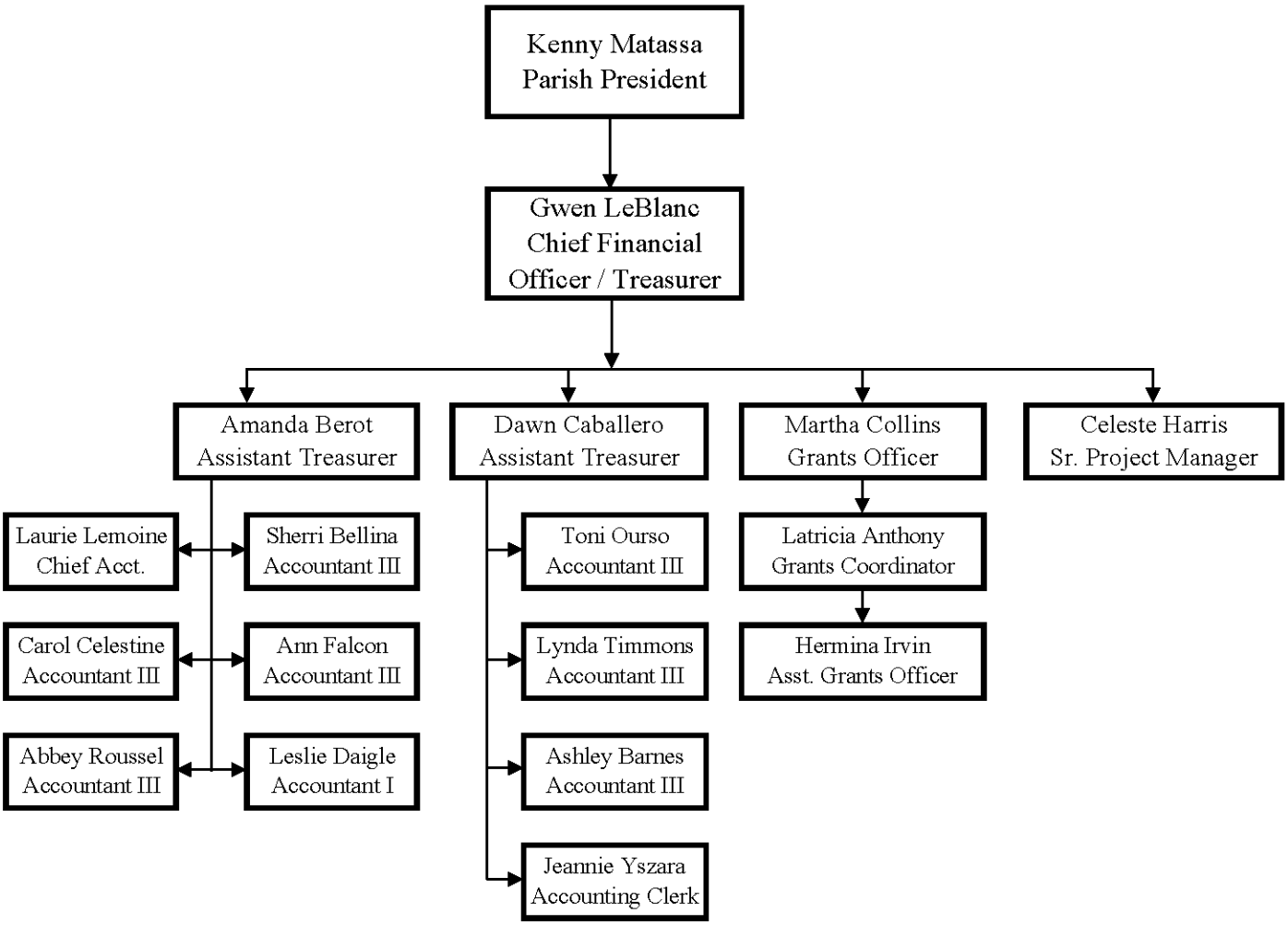

FINANCIAL SECTION

COMPREHENSIVE ANNUAL FINANCIAL REPORT
FOR FISCAL YEAR ENDED DECEMBER 31, 2017

PARISH OF ASCENSION

LOUISIANA

FAULK & WINKLER LLC
Certified Public Accountants • Business Advisors

INDEPENDENT AUDITORS' REPORT

Honorable Chairman and Members
of the Ascension Parish Council
Donaldsonville, Louisiana

Report on the Financial Statements

We have audited the accompanying financial statements of the governmental activities, the business-type activities, the aggregate discretely presented component units, each major fund, and the aggregate remaining fund information of the **PARISH OF ASCENSION, LOUISIANA (PARISH)** as of and for the year ended December 31, 2017, and the related notes to the financial statements, which collectively comprise the Parish's basic financial statements as listed in the table of contents.

Management's Responsibility for the Financial Statements

Management is responsible for the preparation and fair presentation of these financial statements in accordance with accounting principles generally accepted in the United States of America; this responsibility includes the design, implementation, and maintenance of internal control relevant to the preparation and fair presentation of financial statements that are free from material misstatement, whether due to fraud or error.

Auditors' Responsibility

Our responsibility is to express opinions on these financial statements based on our audit. We did not audit, review or compile the financial statements of the following discretely presented component units: District Attorney of the Twenty-Third Judicial District, Ascension Parish Sheriff, Ascension Parish Clerk of Court, Ascension Economic Development Corporation, Ascension Parish Judicial Expense Fund, Twenty-Third Judicial District Public Defender Office, Ascension Parish Communication District, Ascension Council on Aging, Inc., West Ascension Hospital Service District, Ascension Parish Tourist Commission, and Galvez-Lake Volunteer Fire Department. Those statements represent 88% of the assets and deferred outflows of resources and 91% of the revenues of the aggregate discretely presented component units. The financial statements of those entities were audited, reviewed, or compiled by other auditors and accountants whose reports have been furnished to us, and our opinion, insofar as it relates to the amounts included for those entities, is based on the reports of the other auditors and accountants. We did not audit the financial statements of the Ascension Parish Library or the Library Construction Fund, blended component units, whose statements reflect approximately $18.1 million and $8.5 million of assets and deferred outflows of resources and revenues (fund basis), respectively, as of and for the year ended December 31, 2017. Those financial statements were audited by another auditor whose report has been furnished to us, and our opinion, insofar as it relates to the amounts included for the Ascension Parish Library and Library Construction Fund, is based solely on the report of the other auditor. We conducted our audit in accordance with auditing standards generally accepted in the United States of America and the standards applicable to financial audits contained in *Government Auditing Standards*, issued by the Comptroller General of the United States. Those standards require that we plan and perform the audit to obtain reasonable assurance about whether the financial statements are free from material misstatement.

6811 Jefferson Highway • Baton Rouge, LA 70806 • (225) 927-6811 • Facsimile: (225) 932-0000
712 N. Burnside Avenue • Gonzales, LA 70737 • (225) 647-6811

An audit involves performing procedures to obtain audit evidence about the amounts and disclosures in the financial statements. The procedures selected depend on the auditors' judgment, including the assessment of risks of material misstatement of the financial statements, whether due to fraud or error. In making those risk assessments, the auditors consider internal control relevant to the entity's preparation and fair presentation of the financial statements to design audit procedures that are appropriate in the circumstances, but not for the purpose of expressing an opinion on the effectiveness of the entity's internal control. Accordingly, we express no such opinion. An audit also includes evaluating the appropriateness of accounting policies used and the reasonableness of significant accounting estimates made by management, as well as evaluating the overall presentation of the financial statements.

We believe that the audit evidence we have obtained is sufficient and appropriate to provide a basis for our audit opinions.

Opinions

In our opinion, based on our audit and the reports of other auditors, the financial statements referred to above present fairly, in all material respects, the respective financial position of the governmental activities, the business-type activities, the aggregate discretely presented component units, each major fund, and the aggregate remaining fund information of the **PARISH** as of December 31, 2017, and the respective changes in financial position and, where applicable, cash flows thereof for the year then ended in conformity with accounting principles generally accepted in the United States of America.

Other Matters

Required Supplementary Information

Accounting principles generally accepted in the United States of America require that the management's discussion and analysis, budgetary comparison information, schedule of contributions and funding progress of other postemployment benefit plan, schedule of proportionate share of net pension liability, and schedule of pension contributions on pages 5 through 19 and 109 through 118 be presented to supplement the basic financial statements. Such information, although not a part of the basic financial statements, is required by the Governmental Accounting Standards Board, who considers it to be an essential part of financial reporting for placing the basic financial statements in an appropriate operational, economic, or historical context. We have applied certain limited procedures to the required supplementary information in accordance with auditing standards generally accepted in the United States of America, which consisted of inquiries of management about the methods of preparing the information and comparing the information for consistency with management's responses to our inquiries, the basic financial statements, and other knowledge we obtained during our audit of the basic financial statements. We do not express an opinion or provide any assurance on the information because the limited procedures do not provide us with sufficient evidence to express an opinion or provide any assurance.

(continued)

Other Information

Our audit was conducted for the purpose of forming opinions on the financial statements that collectively comprise the **PARISH**'s basic financial statements. The introductory section, combining and individual nonmajor fund financial statements, and accompanying budgetary schedules, schedules of compensation, benefits, and other payments to agency heads, and statistical section, are presented for purposes of additional analysis and are not a required part of the basic financial statements. The schedule of expenditures of federal awards is presented for the purposes of additional analysis as required by the audit requirements of Title 2 U.S. *Code of Federal Regulations* Part 200, *Uniform Administrative Requirements, Cost Principles, and Audit Requirements for Federal Award*s (Uniform Guidance), and is not a required part of the basic financial statements.

The combining and individual nonmajor fund financial statements, and accompanying budgetary schedules, schedules of compensation, benefits, and other payments to agency heads, and the schedule of expenditures of federal awards are the responsibility of management and were derived from and relate directly to the underlying accounting and other records used to prepare the basic financial statements. Such information has been subjected to the auditing procedures applied in the audit of the basic financial statements and certain additional procedures, including comparing and reconciling such information directly to the underlying accounting and other records used to prepare the basic financial statements or to the basic financial statements themselves, and other additional procedures in accordance with auditing standards generally accepted in the United States of America. In our opinion, the combining and individual nonmajor fund financial statements, and accompanying budgetary schedules, schedules of compensation, benefits, and other payments to agency heads, and the schedule of expenditures of federal awards are fairly stated in all material respects in relation to the basic financial statements as a whole.

The introductory and statistical sections have not been subjected to the auditing procedures applied in the audit of the basic financial statements and, accordingly, we do not express an opinion or provide any assurance on them.

Other Reporting Required by *Governmental Auditing Standards*

In accordance with *Government Auditing Standards*, we have also issued a report dated June 25, 2018 on our consideration of the **PARISH**'s internal control over financial reporting and our tests of its compliance with certain provisions of laws, regulations, contracts, and grant agreements and other matters. The purpose of that report is to describe the scope of our testing of internal control over financial reporting and compliance and the results of that testing, and not to provide an opinion on internal control over financial reporting or on compliance. That report is an integral part of our audit performed in accordance with *Government Auditing Standards* in considering the **PARISH**'s internal control over financial reporting and compliance.

Faulk & Winkler, LLC

Certified Public Accountants

Baton Rouge, Louisiana
June 25, 2018

PARISH OF ASCENSION
Donaldsonville, Louisiana

MANAGEMENT'S DISCUSSION AND ANALYSIS

Our analysis of Parish of Ascension's financial performance provides an overview of the Parish's financial activities for 2017. Management's Discussion and Analysis (MD&A) is designed to focus on the current year's activities, resulting changes, and currently known facts. Please read it in conjunction with the Parish's financial statements, which begin on page 21.

FINANCIAL HIGHLIGHTS

In 2017, Ascension Parish experienced an improved year financially. The continued population growth has increased the demand for services at all levels of government; however, the Parish has continued its efforts to maintain a balanced alignment of Parish resources to community needs.

The major financial highlights for 2017 are as follows:

- Assets and deferred outflows of resources of the Parish's primary government exceeded its liabilities and deferred inflows at the close of the year by $434 million (net position). Of this amount, $39.6 million (unrestricted net position) may be used without restrictions to meet the Parish's ongoing obligations to citizens and creditors.

- The primary government's net position increased by $31.4 million during 2017.

  Governmental activities' net position increased by $24.2 million, which in comparison to the prior year, is an increase of approximately $2.6 million. The increase is primarily the result of increased sales tax revenues due to forfeited sales tax rebate funds held in escrow of approximately $4.8 million.

  Business-type net position of the Parish increased by $7.2 million in 2017, which in comparison to the prior year, is a decrease of approximately $4.9 million. The decrease was primarily the result of capital assets transferred from governmental activities of $5.9 million and the purchase of a water system on the west side of the Parish in the previous year.

- At year end, the primary government's governmental funds reported combined fund balances of $256.2 million, an increase of $63.5 million. The most significant increases in the governmental fund balances were attributable proceeds from bond issuances of approximately $49.8 million that will be used to fund future capital projects. Most of the fund balances are restricted or committed to capital projects ($113.5 million), drainage maintenance ($51.2 million), debt service ($3 million) and various other purposes ($57.7 million).

- The Parish's unassigned fund balance was $30.7 million at December 31, 2017.

Significant aspects of the Parish's financial well-being for 2017 are detailed throughout this analysis.

USING THIS ANNUAL REPORT

A government's presentation of financial statements focuses on the government as a whole and on major individual funds. Both perspectives allow the reader to address relevant questions, broaden a basis for comparison from year to year, and enhance the Parish's accountability.

This annual report consists of a series of financial statements. The Statement of Net Position and the Statement of Activities (on pages 21 and 22-23, respectively) provide information about the activities of the Parish as a whole and present a long-term view of the Parish's finances.

Fund financial statements start on page 24. For governmental activities, these statements depict how services were financed in the short term as well as the balance that remains for future spending. Fund financial statements also report the Parish's operations in more detail than the government-wide statements by providing information about the Parish's most significant funds.

Our auditor has provided assurance in their independent auditors' report, located immediately preceding this MD&A, that the financial statements are fairly stated in all material respects. Varying degrees of assurance are being provided by the auditor regarding the required supplementary information and other supplementary information. A user of this report should read the independent auditors' report carefully to ascertain the level of assurance being provided for each part of this report.

Reporting the Parish as a Whole

The analysis of the Parish as a whole begins on page 21. The Statement of Net Position and the Statement of Activities report information about the Parish as a whole and about its activities to assist in determining if the Parish is in better condition as a result of the year's financial results. These statements include all assets and liabilities using the accrual basis of accounting, which is similar to accounting methods used by most private-sector companies. All of the current year's revenues and expenses are taken into account regardless of when cash is received or paid. Thus, revenues and expenses are reported in these statements for some items that will result in cash flows in future fiscal periods.

These two statements report the Parish's net position and related changes. The Parish's net position, the difference between assets and liabilities, is one indicator used to measure the Parish's financial health or financial position. Increases or decreases in the Parish's net position over time are indicators of whether its financial health is improving or deteriorating. Other non-financial factors, however, such as changes in the Parish's ad valorem (property) and sales tax bases, and the condition of the Parish's roads and buildings, need to be considered to assess the overall health of the Parish.

In the Statement of Net Position and the Statement of Activities, the following kinds of activities are presented.

Governmental activities - Most of the Parish's basic services are reported here, including public works, public safety, health and welfare, road lighting, fire protection, culture and recreation, promotion and economic development, and general governmental administration. Ad valorem and sales taxes finance the majority of these activities.

Business-type activities - The Parish charges a fee to customers for certain services it provides. The Parish operates Ascension Consolidated Utilities District No. 2 (ACUD No. 2), which includes wastewater treatment systems and a water distribution system. The Parish also operates Parish Utilities of Ascension, which includes a water treatment and a distribution system. Additionally, the Parish owns and operates the Lamar Dixon Expo Center, which is also reported under the Parish's business-type activities.

Primary government - At December 31, 2017, the net position was $434 million for governmental and business-type activities, of which $39.6 million was unrestricted. Restricted net position is reported separately to show legal constraints from debt covenants and enabling legislation that limits the Parish's ability to use the net position for day-to-day operations.

(Continued)

The analysis of the primary government's net is as follows:

Parish of Ascension
Statement of Net Position
December 31, 2017 and 2016
(in thousands)

	Governmental Activities		Business-type Activities		Total Primary Government	
	2017	2016	2017	2016 (1)	2017	2016 (1)
Current and other assets	$ 281,457	$ 231,041	$ 16,556	$ 12,934	$ 298,013	$ 243,975
Capital assets	245,261	225,881	29,745	25,740	275,006	251,621
Total assets	526,718	456,922	46,301	38,674	573,019	495,596
Deferred outflows of resources	12,313	13,961	338	342	12,651	14,303
Total assets and deferred outflows of resources	$ 539,031	$ 470,883	$ 46,639	$ 39,016	$ 585,670	$ 509,899
Current and other liabilities	$ 19,056	$ 22,179	$ 1,442	$ 1,006	$ 20,498	$ 23,185
Long-term liabilities	129,806	82,858	191	200	129,997	83,058
Total liabilities	148,862	105,037	1,633	1,206	150,495	106,243
Deferred inflows of resources	1,108	986	56	40	1,164	1,026
Net position:						
Net investment in capital assets	183,859	162,335	29,745	25,740	213,604	188,075
Restricted	180,474	119,928	283	283	180,757	120,211
Unrestricted	24,728	82,597	14,922	11,747	39,650	94,344
Total net position	389,061	364,860	44,950	37,770	434,011	402,630
Total liabilities, deferred inflows of resources, and net position	$ 539,031	$ 470,883	$ 46,639	$ 39,016	$ 585,670	$ 509,899

(1) Restated. See Note 20 to 2017 Audited Financial Statements.

Total net position of the Parish's governmental activities increased by 6.7% or $24.2 million during 2017, primarily related to the increase in sales tax revenues and investments. Unrestricted net position represents the part of net position that can be used to finance day-to-day operations without constraints established by debt covenants, enabling legislation or other legal requirements and may be used at the Parish's discretion. Finally, the net book value of the Parish's capital assets of the governmental activities increased by $19.4 million due to the acceptance of donated roads. The changes in capital assets is discussed later in this analysis.

The net position of the Parish's business-type activities increased by $7.2 million during 2017. The Parish's business-type activities includes wastewater treatment systems, two water distribution systems, and the Lamar Dixon Expo Center.

The analysis of this year's change in net position for the primary government as reported in the Statement of Activities, are as follows:

Parish of Ascension
Changes in Net Position
For the years ended December 31, 2017 and 2016
(in thousands)

	Governmental Activities		Business-Type Activities		Total	
Revenues:	2017	2016	2017	2016 (1)	2017	2016 (1)
Program revenues:						
Charges for services	$ 5,491	$ 5,398	$ 3,589	$ 2,650	$ 9,080	$ 8,048
Operating grants and contributions	3,159	16,840	917	1,977	4,076	18,817
Capital grants and contributions	13,909	7,937	2,346	1,647	16,255	9,584
General revenues:						
Ad valorem	31,714	29,072	-	-	31,714	29,072
Sales taxes	57,478	55,138	-	-	57,478	55,138
Other	4,023	3,010	861	654	4,884	3,664
Total revenues	115,774	117,395	7,713	6,928	123,487	124,323
Functions/Program Expenses:						
General government	18,425	26,808	-	-	18,425	26,808
Public safety	12,740	10,280	-	-	12,740	10,280
Public works	21,115	18,370	-	-	21,115	18,370
Health and welfare	6,765	6,575	-	-	6,765	6,575
Culture and recreation	8,849	8,209	3,874	3,262	12,723	11,471
Transportation and development	11,820	11,822	-	-	11,820	11,822
Waste disposal facilities	-	-	2,039	1,618	2,039	1,618
Waterworks facilities	-	-	2,161	726	2,161	726
Interest	4,318	2,967	-	-	4,318	2,967
Total expenses	84,032	85,031	8,074	5,606	92,106	90,637
Increase (decrease) in net position before transfers	31,742	32,364	(361)	1,322	31,381	33,686
Transfers, net	(7,541)	(10,792)	7,541	10,792	-	-
Change in net position	24,201	21,572	7,180	12,114	31,381	33,686
Net position - beginning	364,860	343,288	37,770	25,656	402,630	368,944
Net position - ending	$ 389,061	$ 364,860	$ 44,950	$ 37,770	$ 434,011	$ 402,630

(1) Restated. See Note 20 to the 2017 Audited Financial Statements.

Component units - The government-wide financial statements include not only the Parish, but also legally separate entities for which the Parish is financially accountable. Complete financial information for the Parish discrete component units can be found in their separately issued financial statements. These separate legal entities are listed below:

Blended Component Units

East and West Ascension Drainage Districts
Health Unit
Mental Health Center
Fire Protection Districts No.1, No. 2, and No. 3
Ascension Parish Library
Ascension Parish Library Construction Fund

Discrete Component Units

District Attorney of the Twenty-Third Judicial District
Twenty-Third Judicial District Public Defender Board
Ascension Parish Sheriff
Ascension Parish Clerk of Court
Ascension Parish Assessor
Ascension Parish Communication District
Parish Court for the Parish of Ascension Judicial Expense Fund
Twenty-Third Judicial District Judicial Expense Fund
Twenty-Third Judicial District Criminal Court Fund
Ascension Parish Council on Aging, Inc.
Ascension Economic Development Corporation
Ascension Parish Tourist Commission
Galvez-Lake Volunteer Fire Department
Prairieville Volunteer Fire Department
West Ascension Hospital Service District
Ascension Consolidated Utilities District No. 1

Fund Financial Statements

A fund is a grouping of related accounts that is used to maintain control over resources that have been segregated for specific activities or objectives. Traditional users of governmental financial statements will find the fund financial statements presentation more familiar. The focus is on major funds, rather than generic fund types.

Reporting the Parish's Most Significant Funds

An analysis of the Parish's major funds begins on page 24 with the fund financial statements that provide detailed information about the major funds and not the Parish as a whole. Some funds are required to be established by State law or by bond covenants. However, the Parish Council establishes other funds to control and manage financial resources for particular purposes or to meet legal responsibilities for using certain taxes, grants, and other assets. The Parish's two kinds of funds, governmental and proprietary, use different accounting bases.

Governmental funds - Governmental funds are used to account for essentially the same functions reported as governmental activities in the government-wide financial statements. However, unlike the government-wide financial statements, governmental fund financial statements focus on near-term inflows and outflows of spendable resources, as well as balances of spendable resources available at the end of the fiscal year. Most of the Parish's basic services are reported in governmental funds. These funds are reported using the modified accrual basis of accounting which measures cash and all other financial assets that can be converted readily to cash. The governmental fund statements provide a detailed short-term view of the Parish's general government operations and the basic services it provides. Governmental fund information helps users determine whether there are more or fewer financial resources that can be spent in the near future to finance the Parish's programs. The relationship between governmental activities (reported in the Statement of Net Position and the Statement of Activities) and governmental funds is described in a reconciliation to the financial statements. The governmental major funds (Exhibits A-2 and A-4) presentation is presented using the modified accrual basis of accounting for the major funds of the Parish. Finally, combining financial statements of nonmajor funds can be found in the combining nonmajor fund statements that follow the basic financial statements.

Proprietary funds - When the Parish charges customers for the services it provides, whether to outside customers or to other units of the Parish, these services are generally reported in proprietary funds. Proprietary funds are reported in the same way that all activities are reported in the Statement of Net Position and the Statement of Activities. In fact, the Parish's enterprise funds (a component of proprietary funds) are the same as the business-type activities reported in the government-wide statements but provide more detail and additional information, such as cash flows, for proprietary funds.

The Parish uses internal service funds (the other component of proprietary funds) to report activities that provide various services to the Parish's other programs and activities such as the Parish's maintenance, fleet management and insurance funds. The internal service funds are combined into a single, aggregated presentation in the proprietary fund financial statements, and are presented as governmental activities in the Statement of Net Position and Statement of Activities. Individual fund data for the internal service funds is provided in a combining statement as supplemental information which can be found in Exhibits G through G-2.

Notes to the financial statements - The notes provide additional information that is essential to a full understanding of the government-wide and fund financial statements. The notes to the financial statements are a required part of the basic financial statements and can be found in Exhibit A-13.

Other information - In addition to the basic financial statements and accompanying notes, the Comprehensive Annual Financial Report (CAFR) also presents certain required supplementary information concerning original and final budgetary comparisons to actual results for the year for the Parish's major funds, as well as a schedule of funding progress for the Parish's other post-employment benefits obligation, schedule of proportionate share of net pension liability, and schedule of pension contributions.

Other supplementary financial information can be found in Exhibits C through H-1. These schedules and the statistical section presented in Exhibits I-1 through I-22 are included for additional information and analysis and do not constitute a part of the basic financial statements.

Also included in the CAFR are the independent auditors' report on compliance for each major program and on internal control over compliance required by Uniform Guidance, schedule of findings and questioned costs, and independent auditors' report on internal control over financial reporting and on compliance and other matters based on an audit of financial statements performed in accordance with *Government Auditing Standards*. This information can be found in the Single Audit section.

Financial Analysis of the Government's Funds

The general governmental fund operations of the Parish are accounted for in the General Fund, Special Revenue Funds, Debt Service Funds and Capital Project Funds. The focus of these funds, as noted earlier, is to provide information on near-term inflows, outflows and balances of spendable resources. Such information is useful is assessing the Parish's financing requirements. The following is a summary of general governmental operations for 2017 by fund type:

	(in thousands)					
	2017					2016
	General Fund	Special Revenue Funds	Debt Service Funds	Capital Project Funds	Total	Total
Revenues & other sources	$ 49,617	$ 61,799	$ 6,594	$ 87,203	$ 205,213	$ 126,516
Expenditures & other uses	43,646	55,555	5,831	36,656	141,688	121,109
Net change in fund balance	5,971	6,244	763	50,547	63,525	5,407
Beginning Fund balance	33,132	94,350	2,247	62,990	192,719	187,312
Ending Fund balance	$ 39,103	$ 100,594	$ 3,010	$ 113,537	$ 256,244	$ 192,719

At year end, fund balances were $256.2 million. Unassigned fund balances were $30.7 million, which is available for utilization at the Parish's discretion. The remainder of the fund balances have been restricted or committed for (1) payment of debt service, (2) legal appropriations in the 2018 operating budget, (3) specific program spending from dedicated revenue sources, and (4) capital projects.

The General Fund is the primary operating fund of the Parish. At year end, fund balance of the General Fund was $39.1 million compared to the fund balance of $33.1 million at the end of 2016. In comparing the decrease in fund balance of $3.1 million in 2016 to the increase in fund balance of $6.0 million in 2017, it primarily relates to the forfeiture of a sales tax rebate of approximately $4.7 million that was recognized in 2017 and a large increase in intergovernmental revenue related to the receipt of grant funds that were unavailable and not recognized during 2016.

The Parish's other major funds are the East Ascension Drainage Fund, Road and Bridge Fund, East Ascension Drainage Project Fund (the Parish has elected to be presented as a major fund), Road Project Fund, and the Move Ascension Fund. The East Ascension Drainage Fund's fund balance increased by $6.4 million during 2017 to $49.5 million. The East Ascension Drainage Fund received $21.5 million in revenues during 2017, an approximate $1.2 million increase from 2016. Expenditures of $11.1 million for 2017 related primarily to personnel and ongoing drainage system maintenance and improvements. Total expenditures remained comparable to 2016, however transfers to other funds decreased approximately $2.7 million.

The Road and Bridge Fund's fund balance decreased by approximately $18,000 in 2017, compared to a decrease of $415,000 in 2016. Revenues increased approximately $97,000 from 2016 and expenditures increase by approximately $2.3 million. Transfers in increased by $1.4 million in 2017.

The fund balances of the Road Project Fund and East Ascension Drainage Project Fund capital project funds decreased by $18.6 million collectively during 2017, compared to an increase of $3.4 million in 2016. The primary decrease in fund balance relates to transfers of $13.7 million of funds transfers in to the Move Ascension fund that will be used to fund future infrastructure projects. Expenditures for capital outlay during 2017 for these two major capital project funds were $14.1 million, whereas, 2016 capital outlay expenditures were $6.6 million.

The Move Ascension Fund is a new capital projects fund as of 2017, dedicated to the completion of various road projects. The fund had no revenue for 2017, but had transfers in of $13.7 million and bond proceeds of $25 million. Expenditures for 2017 totaled $2.5 million. Ending fund balance for the Move Ascension Fund was $36.9 million. For 2018, the Parish has appropriated the expenditure of fund balances of $18.7 million for all road capital projects.

(Continued)

Sources of governmental revenues, excluding transfers, are summarized below:

	(in thousands)			
	2017		2016	
Source of Revenue	Revenue	Percent	Revenue	Percent
Taxes	$ 89,975	82	$ 84,873	84
Intergovernmental	12,245	11	8,689	9
Licenses and permits	3,720	3	3,578	4
Charges for service	2,487	2	2,227	2
Fines and miscellaneous	1,576	2	1,180	1
Total	$110,003	100	$100,547	100

Of the $110 million of governmental revenues in 2017, $61.2 million was for restricted purposes. The remaining $48.8 million, generated in the General Fund was available to fund a number of Parish services. These undedicated revenues supported the Department of Public Works, Parish general government administrative functions, the Parish Jail system, Parish recreation programs and mandated costs for certain Parish agencies, such as the Parish Court, District Attorney and Coroner.

As noted above, the Parish's activities are significantly supported by tax revenues, which represent 82% and 84% of total governmental resources in 2017 and 2016, respectively. Expenditures of the primary government increased by $4.8 million in 2017. Expenditures for general governmental functions for each major function are summarized in the following table:

	(in thousands)			
	2017		2016	
Function	Expenditure	Percent	Expenditure	Percent
General government	$ 16,815	17	$ 22,840	25
Public safety	11,311	12	9,783	11
Public works	19,277	20	18,796	20
Health and welfare	7,061	7	7,162	8
Culture and recreation	7,367	8	7,052	8
Debt service	6,981	7	7,517	8
Capital outlay	27,730	29	18,617	20
Total	$ 96,542	100	$ 91,767	100

The largest increase in expenditures was related to an increase in capital outlay of $9.1 million, related to various road and drainage projects throughout the Parish. Public safety, public works, and culture and recreation expenditures also increased slightly in 2017. Additionally, general government expenditures decreased by approximately $6 million compared to 2016, due to 2016 requiring unexpected expenditures related to flood recovery.

GENERAL FUND BUDGETARY HIGHLIGHTS

Over the course of the year the Parish's General Fund budget was amended on several occasions. The amendment of the operating and capital budgets is mandated by state law in certain circumstances and is a customary practice of the Parish to reflect the changes that occur throughout the year. The most significant adjustments during 2017 were as follows:

Revenues:

- An increase in sales and use tax of $6.1 million, or 25%;
- An increase in ad valorem taxes of $749,500, or 20%;
- An increase in license and permits of $207,000, or 6%;
- A decrease in intergovernmental grant revenues of $396,000, or 44%;
- An increase in charges for services of $192,500, or 11%.

Expenditures:

- An increase in general governmental expenditures of $941,800, or 5%;
- An increase in capital outlay expenditures of $936,600, or 99%.

Resources available for appropriation (revenues and other financing sources) were $49.6 million with expenditures and transfers to other funds totaling $43.6 million. The operating surplus in the General Fund for 2017 was $6.0 million and the ending fund balance was $39.1 million at December 31, 2017.

(Continued)

CAPITAL ASSET AND DEBT ADMINISTRATION

Capital Assets

At the end of 2017, the Parish had $275 million invested in a broad range of capital assets, including heavy equipment for road and drainage maintenance, vehicles, fire equipment, computer equipment, office furniture, land, buildings, park facilities, roads, bridges, and sewer treatment systems. This amount represents a net increase of $23.4 million, or 9%, over 2016. Capital assets were as follows:

	(in thousands)					
	Governmental Activities		Business-type Activities		Totals	
	2017	2016	2017	2016	2017	2016
Land	$ 18,233	$ 17,801	$ 743	$ 743	$ 18,976	$ 18,544
Construction in progress	32,712	27,334	1,460	2,353	34,172	29,687
Buildings	80,304	83,037	-	-	80,304	83,037
Vehicles	6,846	5,710	-	-	6,846	5,710
Equipment	7,321	5,919	102	142	7,423	6,061
Furniture and fixtures	1,085	596	-	-	1,085	596
Library materials	898	918	-	-	898	918
Infrastructure	97,862	84,566	27,440	22,503	125,302	107,069
Capital assets, net of depreciation	$ 245,261	$ 225,881	$ 29,745	$ 25,741	$ 275,006	$ 251,622

The $23.4 million increase is attributable to additions within infrastructure and construction in progress. The Parish is responsible for the maintenance of approximately 1,440 roads that cover 515 miles in Ascension Parish consisting of concrete, asphalt and gravel surfaces. Various other roads are located in Ascension Parish, but are maintained by the Cities of Gonzales and Donaldsonville, the Town of Sorrento, or the State of Louisiana. Costs of roads constructed prior to 2003 were determined at estimated historical costs for capital outlay.

Easements consist of the sixty feet right-of-way for the roads maintained by the Parish. Additionally, the Parish has purchased easements along waterways for its ongoing drainage program to improve water flow and reduce flooding to its citizens. The acreage was determined through an estimation of right-of-way compared to the linear miles maintained by the Parish. Through this process the Parish estimated that 2,100 acres of land are maintained by the Parish. However, only those road and drainage easements on which the Parish expended funds are capitalized in these financial statements based on historical cost.

Parish roads include 82 bridges which are supported by wood or concrete structures. Most bridges range between 20 and 100 feet in length. The cost of bridges was determined at estimated historical cost for capital outlay constructed prior to 2003.

Drainage operations expended $20.6 million during 2017 in the East Ascension Drainage Fund and East Ascension Drainage Project Fund. The Parish maintains various natural waterways throughout Ascension Parish. The majority of drainage work is associated with maintenance of waterways to provide adequate water flow to alleviate flooding in the Parish. Additionally, the Parish maintains pumping stations to manage the impact of flooding. Man-made structures, such as the pumping stations, are capitalized and depreciated in the government-wide financial statements, while maintenance items are expensed.

The major additions to the Parish's property in 2017 were the Parish's major road construction projects and roads accepted into the Parish maintenance system that were donated by subdivision developers.

The Parish's 2018 capital budget provides for expenditures of $52.1 million for capital projects, primarily for the Move Ascension Construction Fund, for various road projects, the Community Development Block Grant Construction Fund, for the Parish sewer construction project, and the Dedicated Special Project Fund, for the completion of the Steamboat Museum project. More detailed information about the Parish's capital assets is presented in Note 6 to the financial statements.

Debt

At the end of 2017, the Parish had $134.7 million in debt outstanding compared to $86.4 million at the end of 2016, an increase of $48.3 million, as shown below:

	Outstanding January 1, 2017	Increase	Decrease	Outstanding December 31, 2017
Public improvement	$ 62,120,000	$ 49,785,000	$ 2,637,000	$ 109,268,000
General obligation	8,620,000	-	365,000	8,255,000
Installment purchase agreements	66,257	-	52,867	13,390
Bond premium	4,565,407	2,344,394	276,569	6,633,232
Accrued vacation leave	2,458,070	1,462,116	1,279,259	2,640,927
Net pension liability	7,847,268	1,251,567	1,971,138	7,127,697
Net other post employment benefits obligation	711,502	98,763	46,465	763,800
	$ 86,388,504	$ 54,941,840	$ 6,628,298	$ 134,702,046

The Parish retired $3 million in bonds during 2017 through scheduled debt payments. The Parish continues to carry a favorable Standard & Poor credit rating of AA-. The State of Louisiana limits the amount of general obligation debt that parishes can issue to 35 percent of the assessed value of all taxable property within the Parish's corporate limits.

The Parish's outstanding general obligation debt is significantly below the $504.3 million state-imposed limit. Other obligations include accrued compensated absences, net pension liability, and other post-employment benefits. A more detailed analysis of the Parish's long-term liabilities is presented in Notes 7, 8, 10, and 12 to the financial statements.

ECONOMIC FACTORS AND THE 2018 BUDGET

The 2018 Parish budget was prepared with a cautiously optimistic mindset. Many companies engaged in petrochemical processing are located in the industrial corridor along the Mississippi River in and around the Parish. These industries are major employers of the Parish's labor force. Other important industries include government, construction, banking and financial services, insurance, telecommunications, real estate, and wholesale and retail trade.

The largest taxpayers in the Parish are primarily companies involved in the petrochemical industry. These companies have continued to commit resources to plant expansions and as a result, the local economy has been positively impacted by the investments made by this major industry.

Another major factor affecting the 2018 budget is the Parish ad valorem and sales tax collections that approximate 67% of budgeted revenue. The 2018 operating budget expenditures provide for increases in personnel expenses and capital outlay expenditures.

For 2018, operating and capital revenues are budgeted at $113.5 million while operating and capital expenditures are projected to be $143.4 million. If these estimates are realized, the Parish's fund balances are expected to decrease by the end of 2018 by $29.9 million.

The Parish's capital projects budget for 2018 totals $52.1 million. Highlights from the Parish's major capital initiatives include:

Move Ascension Construction Fund $ 12,700,000

- Intersection improvements, construction roundabouts, overlay projects, and joint projects with State agencies on major highways in the Parish.

East Ascension Drainage Construction Fund $ 12,600,000

- Channel improvements on pumping stations, levee extension and restoration and basin improvement.

Community Development Block Grant Construction Fund $ 7,050,000

- Parish sewer improvements which includes the expansion of the existing sewer system in the Darrow/ Hillaryville area.

Road Construction $ 5,200,000

- Road overlay projects, road widening, and subdivision ditch system improvement program.

Dedicated Special Project Fund $ 5,083,000

- Steamboat Museum Project on River Road that is funded by a pass through grant from the State.

Fire District No. 1 Construction Fund $ 4,000,000

- Construction of a new fire station in Fire District No. 1.

The current obligations of the Parish are consistent with the long-term financial plan and goals of Parish Government officials to meet the needs of their constituents. Some of the established priorities are as follows:

- Implementation of Traffic Impact Fees on new developments to further assist in the Parish's ability to invest in infrastructure projects to accommodate a growing population,

- Amending the community master plan on an on-going basis,

- Implementation of a dedicated property and sales tax to improve fire protection services, this includes new fire stations the Modeste area, St. Amant and Sorrento,

- Continuing infrastructure improvements throughout the drainage systems for the west and east drainage districts,

- Upgrade to and connection of waste water treatment facilities in Darrow and Hillaryville, and the construction of a wastewater discharge line into the Mississippi River.

These plans were considered when adopting the operating and capital budgets for 2018. Appropriations of the General Fund budget are $16.5 million, a decrease of 17% percent over 2017 actual expenditures of $23.2 million. Ad valorem taxes, licensing fees, grant revenue and funding from the Parish 1% sales tax are expected to fund the budgeted expenditures.

Contacting the Parish's Financial Management

This financial report is designed to provide citizens, taxpayers, customers, investors and creditors with a general overview of the Parish's finances and to show accountability for the monies it receives. Any questions about this report or requests for additional financial information should be directed to the Parish's Finance Department:

Gwen LeBlanc, Chief Financial Officer
Parish of Ascension
615 E. Worthey Road
Gonzales, Louisiana 70737

Phone: (225) 450-1004
Fax: (225) 621-8593
Email: gleblanc@apgov.us
Website: www.ascensionparish.net

PARISH OF ASCENSION
LOUISIANA

BASIC FINANCIAL STATEMENTS

COMPREHENSIVE ANNUAL FINANCIAL REPORT
FOR FISCAL YEAR ENDED DECEMBER 31, 2017

PARISH OF ASCENSION

LOUISIANA

PARISH OF ASCENSION

STATEMENT OF NET POSITION

December 31, 2017

	Primary Government			Component Units	
	Governmental Activities	Business-Type Activities	Total	Governmental Activities	Business-Type Activities
ASSETS					
Cash and cash equivalents	$ 86,965,948	$ 3,116,845	$ 90,082,793	$ 37,326,628	$ 1,748,648
Investments	146,013,160	12,519,704	158,532,864	4,754,327	18,429,191
Accounts receivable, net	36,309,286	621,386	36,930,672	4,711,044	1,043,269
Due from other governments	8,003,876	144,190	8,148,066	2,922,126	180,865
Prepaid and other assets	325,757	281	326,038	390,919	170,797
Inventory	-	-	-	-	253,980
Restricted assets	3,838,758	154,378	3,993,136	396,780	201,397
Capital assets:					
Nondepreciable	50,944,820	2,203,138	53,147,958	9,959,004	870,478
Depreciable, net	194,316,302	27,541,567	221,857,869	11,967,625	10,122,054
Total assets	526,717,907	46,301,489	573,019,396	72,428,453	33,020,679
DEFERRED OUTFLOWS OF RESOURCES					
Pension liability	6,357,725	337,740	6,695,465	12,502,404	56,638
Deferred loss on debt refunding	5,955,489	-	5,955,489	-	245,962
Total deferred outflows of resources	12,313,214	337,740	12,650,954	12,502,404	302,600
Total assets and deferred outflows of resources	$ 539,031,121	$ 46,639,229	$ 585,670,350	$ 84,930,857	$ 33,323,279
LIABILITIES					
Accounts payable and accrued liabilities	$ 6,665,605	$ 1,160,541	$ 7,826,146	$ 2,909,987	$ 1,063,144
Contracts payable	649,309	-	649,309	-	-
Due to other governments	281,136	-	281,136	856,464	-
Accrued payroll	966,019	127,476	1,093,495	8,799	11,350
Unearned revenue	4,465,408	-	4,465,408	-	1,320
Customer deposits	-	154,378	154,378	-	52,717
Claims reserve:					
Due within one year	388,706	-	388,706	-	-
Due in more than one year	934,253	-	934,253	67,614	-
Long-term payables:					
Due within one year	5,639,390	-	5,639,390	759,259	214,961
Due in more than one year	121,171,159	-	121,171,159	2,190,586	3,948,668
Other post-employment benefits	763,800	-	763,800	9,607,397	-
Net pension liability	6,936,942	190,755	7,127,697	24,992,304	31,989
Total liabilities	148,861,727	1,633,150	150,494,877	41,392,410	5,324,149
DEFERRED INFLOWS OF RESOURCES					
Pension liability	1,108,320	56,375	1,164,695	2,494,769	9,453
NET POSITION					
Net investment in capital assets	183,858,792	29,744,705	213,603,497	20,674,384	6,828,903
Restricted for:					
Capital projects	97,302,023	282,910	97,584,933	-	-
Public works	45,311,871	-	45,311,871	-	-
Public safety	27,678,063	-	27,678,063	133,854	-
Health and welfare	7,173,004	-	7,173,004	3,492,135	-
Debt service	3,009,669	-	3,009,669	-	148,680
Unrestricted	24,727,652	14,922,089	39,649,741	16,743,305	21,012,094
Total net position	389,061,074	44,949,704	434,010,778	41,043,678	27,989,677
Total liabilities, deferred inflows of resources, and net position	$ 539,031,121	$ 46,639,229	$ 585,670,350	$ 84,930,857	$ 33,323,279

Notes on Exhibit A-13 are an integral part of this statement.

PARISH OF ASCENSION

STATEMENT OF ACTIVITIES

For the year ended December 31, 2017

		Program Revenues		
Functions/Programs	**Expenses**	**Charges for Services**	**Operating Grants and Contributions**	**Capital Grants and Contributions**
Primary government:				
Governmental activities:				
General government	$ 18,424,963	$ 4,321,284	$ 234,360	$ 165,243
Public safety	12,740,118	434,791	604,857	266,822
Public works	21,114,692	153,050	913,183	1,159
Health and welfare	6,765,007	8,597	1,224,500	-
Culture and recreation	8,848,899	573,796	171,748	55,702
Transportation and development	11,819,911	-	9,896	13,420,374
Interest on long-term debt	4,318,372	-	-	-
Total governmental activities	84,031,962	5,491,518	3,158,544	13,909,300
Business-type activities:				
Waste disposal facilities	2,039,155	237,175	4,094	2,345,942
Waterworks services	2,161,299	1,830,761	8,374	-
Lamar Dixon Expo Center	3,873,799	1,520,547	904,660	-
Total business-type activities	8,074,253	3,588,483	917,128	2,345,942
Total primary government	$ 92,106,215	$ 9,080,001	$ 4,075,672	$ 16,255,242
Component units:				
Governmental activities	$ 60,785,220	$ 19,044,741	$ 5,074,047	$ 46,680
Business-type activities	8,116,444	6,404,395	-	11,694
Total component units	$ 68,901,664	$ 25,449,136	$ 5,074,047	$ 58,374

General revenues:
- Taxes:
  - Ad valorem
  - Sales
  - Franchise
  - Occupancy
- Grants and contributions not restricted to specific programs and miscellaneous revenues
- Investment earnings (loss)

Transfers

Transfer of capital assets

Total general revenues and transfers

Increase in net position

Net position - beginning of year, as restated

Net position - end of year

Notes on Exhibit A-13 are an integral part of this statement.

Net (Expenses) Revenue and Changes in Net Position				
Primary Government			Component Units	
Governmental Activities	Business-type Activities	Total	Governmental Activities	Business-type Activities
$ (13,704,076)	$ -	$ (13,704,076)	$ -	$ -
(11,433,648)	-	(11,433,648)	-	-
(20,047,300)	-	(20,047,300)	-	-
(5,531,910)	-	(5,531,910)	-	-
(8,047,653)	-	(8,047,653)	-	-
1,610,359	-	1,610,359	-	-
(4,318,372)	-	(4,318,372)	-	-
(61,472,600)	-	(61,472,600)	-	-
-	548,056	548,056	-	-
-	(322,164)	(322,164)	-	-
-	(1,448,592)	(1,448,592)	-	-
-	(1,222,700)	(1,222,700)	-	-
(61,472,600)	(1,222,700)	(62,695,300)	-	-
$ -	$ -	$ -	$ (36,619,752)	$ -
-	-	-	-	(1,700,355)
$ -	$ -	$ -	$ (36,619,752)	$ (1,700,355)
31,713,964	-	31,713,964	33,948,399	297,320
57,478,482	-	57,478,482	-	1,552,867
1,525,939	767,904	2,293,843	-	-
-	-	-	675,660	-
1,466,639	-	1,466,639	4,419,632	352,978
1,030,079	93,296	1,123,375	150,625	(38,126)
(4,994,000)	4,994,000	-	-	-
(2,547,477)	2,547,477	-	-	-
85,673,626	8,402,677	94,076,303	39,194,316	2,165,039
24,201,026	7,179,977	31,381,003	2,574,564	464,684
364,860,048	37,769,727	402,629,775	38,469,114	27,524,993
$ 389,061,074	$ 44,949,704	$ 434,010,778	$ 41,043,678	$ 27,989,677

Notes on Exhibit A-13 are an integral part of this statement.

PARISH OF ASCENSION
BALANCE SHEET
GOVERNMENTAL FUNDS

December 31, 2017

	General	East Ascension Drainage	Road and Bridge
ASSETS			
Cash and cash equivalents	$ 2,796,454	$ 3,700,321	$ 27,635
Investments	31,572,440	39,966,732	15,406
Accounts receivable, net:			
Ad valorem taxes	4,415,702	5,428,601	-
Sales and use taxes	2,825,333	1,166,288	-
Other	608,596	131,075	77,244
Due from other governments:			
Grants	1,047,215	3,840,907	683,933
LA - State revenue sharing	97,052	168,988	-
LA - Severance	18,139	-	-
LA - Beer and Parish Transportation	16,439	-	71,333
Due from other funds	4,826	117,437	692,333
Restricted assets	-	-	-
Prepaid and other assets	500	-	-
Total assets	$ 43,402,696	$ 54,520,349	$ 1,567,884
LIABILITIES, DEFERRED INFLOWS OF RESOURCES, AND FUND BALANCE			
LIABILITIES			
Accounts payable	$ 1,080,221	$ 436,844	$ 368,478
Contracts payable	40,170	145,864	27,635
Accrued payroll	284,566	152,487	223,505
Deductions from ad valorem taxes:			
Contribution to retirement system	154,116	178,692	-
Due to other funds	1,733,391	-	-
Due to other governments	5,000	269,707	-
Unearned revenue	-	-	-
Total liabilities	3,297,464	1,183,594	619,618
DEFERRED INFLOWS OF RESOURCES			
Unavailable revenues	1,002,142	3,816,588	517,118
FUND BALANCE			
Nonspendable	500	-	-
Restricted for:			
Construction of capital assets	-	-	-
Debt service	-	-	-
Fire protection	-	-	-
Drainage maintenance	-	43,823,784	-
Health and mental health services	-	-	-
Law enforcement	61,829	-	-
Road lighting	-	-	-
Juvenile detention	2,862,462	-	-
Hazard mitigation	-	-	-
Road maintenance	120,184	-	431,148
Committed for:			
Construction of capital assets	-	-	-
Culture and recreation	5,075,211	-	-
Drainage maintenance	-	5,696,383	-
Health and mental health services	-	-	-
Law enforcement	233,445	-	-
Road lighting	-	-	-
Unassigned	30,749,459	-	-
Fund balance	39,103,090	49,520,167	431,148
Total liabilities, deferred inflows of resources, and fund balance	$ 43,402,696	$ 54,520,349	$ 1,567,884

East Ascension Drainage Project	Road Project	Move Ascension	Nonmajor Governmental Funds	Total Governmental Funds
$ 12,461,271	$ 987,046	$ 26,852,210	$ 39,630,948	$ 86,455,885
6,548,550	11,121,708	10,894,714	40,047,093	140,166,643
-	-	-	21,130,257	30,974,560
-	-	-	-	3,991,621
21,466	36,398	35,419	412,384	1,322,582
-	-	-	1,290,679	6,862,734
-	-	-	688,918	954,958
-	-	-	-	18,139
-	-	-	-	87,772
-	615,747	-	307,874	1,738,217
-	3,838,758	-	-	3,838,758
-	-	-	100,243	100,743
$ 19,031,287	$ 16,599,657	$ 37,782,343	$ 103,608,396	$ 276,512,612
$ 497,895	$ 254,821	$ 864,513	$ 1,038,248	$ 4,541,020
-	-	-	435,640	649,309
-	-	-	264,098	924,656
-	-	-	697,886	1,030,694
-	-	-	4,826	1,738,217
-	-	-	6,429	281,136
-	-	-	420,607	420,607
497,895	254,821	864,513	2,867,734	9,585,639
-	3,838,758	-	1,508,294	10,682,900
-	-	-	100,243	100,743
18,533,392	-	36,917,830	41,850,801	97,302,023
-	-	-	3,009,669	3,009,669
-	-	-	20,354,359	20,354,359
-	-	-	1,421,986	45,245,770
-	-	-	7,035,088	7,035,088
-	-	-	49,549	111,378
-	-	-	3,059,242	3,059,242
-	-	-	-	2,862,462
-	-	-	1,236,539	1,236,539
-	-	-	-	551,332
-	12,506,078	-	3,728,324	16,234,402
-	-	-	11,249,265	16,324,476
-	-	-	209,272	5,905,655
-	-	-	5,484,842	5,484,842
-	-	-	-	233,445
-	-	-	443,189	443,189
-	-	-	-	30,749,459
18,533,392	12,506,078	36,917,830	99,232,368	256,244,073
$ 19,031,287	$ 16,599,657	$ 37,782,343	$ 103,608,396	$ 276,512,612

Notes on Exhibit A-13 are an integral part of this statement.

PARISH OF ASCENSION

RECONCILIATION OF THE GOVERNMENTAL FUNDS BALANCE SHEET TO THE STATEMENT OF NET POSITION

For the year ended December 31, 2017

Total net position reported for governmental activities in the statement of net position is different because:				
Total fund balances - governmental funds (Exhibit A-2)			$	256,244,073
Capital assets used in governmental activities that are not financial resources and, therefore, are not reported in the governmental funds, net of accumulated depreciation, excluding amounts included in the internal service funds referenced below.				245,009,033
Assets and deferred outflows used in governmental activities that are not financial resources and, therefore, are not reported in the governmental funds.				
Prepaid bond insurance	$	225,014		
Deferred loss on refunding bonds		5,955,489		6,180,503
Some revenues were collected more than sixty days after year-end and, therefore are not available soon enough to pay for current period expenditures.				6,638,099
Long-term liabilities (e.g. bonds, leases), are not due and payable in the current period and, therefore, are not reported in the governmental funds, excluding internal service fund amounts.				
Deferred outflows related to pension liability		6,169,515		
Long-term debt payable		(124,169,622)		
Net pension liability		(6,830,621)		
Compensated absences payable		(2,640,927)		
Deferred inflows related to pension liability		(1,076,904)		
Net other post employment benefit obligation		(763,800)		
Accrued interest payable		(808,734)		(130,121,093)
Internal service funds are used by management to charge the costs of certain activities to individual funds. The assets and liabilities of internal service funds are included in governmental activities in the statement of net position.				5,110,459
Net position of governmental activities (Exhibit A)			$	389,061,074

Notes on Exhibit A-13 are an integral part of this statement.

PARISH OF ASCENSION
LOUISIANA

PARISH OF ASCENSION
STATEMENT OF REVENUES, EXPENDITURES AND CHANGES IN FUND BALANCES - GOVERNMENTAL FUNDS

For the year ended December 31, 2017

	General	East Ascension Drainage	Road and Bridge
REVENUES			
Taxes:			
Ad valorem	$ 4,413,719	$ 5,426,385	$ -
Sales	29,781,361	15,520,306	-
Franchise	1,508,641	-	-
Intergovernmental	7,317,246	398,552	940,419
Licenses and permits	3,720,148	-	-
Fines and forfeitures	76,520	-	-
Charges for services	1,948,844	-	153,050
Miscellaneous	296,051	127,275	6,868
Total revenues	49,062,530	21,472,518	1,100,337
EXPENDITURES			
Current function:			
General government	16,105,932	-	-
Public safety	4,187,275	-	-
Public works	12,909	8,981,226	8,048,121
Health and welfare	-	-	-
Culture and recreation	2,083,522	-	-
Debt service:			
Principal	-	-	-
Interest	-	-	-
Bond issuance cost	-	-	-
Capital outlay	815,804	2,077,882	2,051,109
Total expenditures	23,205,442	11,059,108	10,099,230
Excess (deficiency) of revenues over expenditures	25,857,088	10,413,410	(8,998,893)
OTHER FINANCING SOURCES (USES)			
Transfers in	146,000	786,299	8,953,799
Proceeds from sale of property	2,770	-	-
Issuance of debt	-	-	-
Premium on issuance	-	-	-
Proceeds from insurance	405,694	-	114,096
Transfers out	(20,440,733)	(4,784,904)	(87,247)
Total other financing sources (uses)	(19,886,269)	(3,998,605)	8,980,648
Net change in fund balance	5,970,819	6,414,805	(18,245)
FUND BALANCE			
Beginning of year	33,132,271	43,105,362	449,393
End of year	$ 39,103,090	$ 49,520,167	$ 431,148

East Ascension Drainage Project	Road Project	Move Ascension	Nonmajor Governmental Funds	Total Governmental Funds
$ -	$ -	$ -	$ 21,130,308	$ 30,970,412
-	8,117,877	-	4,058,938	57,478,482
-	-	-	17,298	1,525,939
-	11,918	-	3,576,593	12,244,728
-	-	-	-	3,720,148
-	-	-	245,264	321,784
-	-	-	385,498	2,487,392
159,202	213,299	-	451,187	1,253,882
159,202	8,343,094	-	29,865,086	110,002,767
-	-	-	709,449	16,815,381
-	-	-	7,123,951	11,311,226
101,219	283,866	-	1,849,258	19,276,599
-	-	-	7,061,051	7,061,051
-	-	-	5,284,172	7,367,694
-	-	-	3,054,867	3,054,867
-	-	-	2,772,747	2,772,747
-	-	622,666	530,643	1,153,309
9,454,914	4,270,885	1,900,604	7,158,342	27,729,540
9,556,133	4,554,751	2,523,270	35,544,480	96,542,414
(9,396,931)	3,788,343	(2,523,270)	(5,679,394)	13,460,353
750,000	-	13,000,000	18,690,734	42,326,832
-	-	-	-	2,770
-	-	25,000,000	24,785,000	49,785,000
-	-	1,441,100	903,294	2,344,394
-	-	-	231,469	751,259
-	(13,738,500)	-	(6,094,350)	(45,145,734)
750,000	(13,738,500)	39,441,100	38,516,147	50,064,521
(8,646,931)	(9,950,157)	36,917,830	32,836,753	63,524,874
27,180,323	22,456,235	-	66,395,615	192,719,199
$ 18,533,392	$ 12,506,078	$ 36,917,830	$ 99,232,368	$ 256,244,073

Notes on Exhibit A-13 are an integral part of this statement.

PARISH OF ASCENSION

RECONCILIATION OF THE STATEMENT OF REVENUES, EXPENDITURES, AND CHANGES IN FUND BALANCES OF GOVERNMENTAL FUNDS TO THE STATEMENT OF ACTIVITIES

For the year ended December 31, 2017

The change in net position reported for governmental activities in the statement of activities is different because:

Net change in fund balances - total governmental funds (Exhibit A-4)		$	63,524,874
Governmental funds report capital outlay as expenditures. However, in the statement of activities, the cost of those assets are allocated over their estimated useful lives and reported as depreciation expense. This is the amount by which capital outlay exceeds depreciation expense.			
Capital outlay	$ 27,729,540		
Depreciation expense, excluding internal service funds	(18,249,038)		9,480,502
The net effect of various transactions involving capital assets, trade-ins, and donations, is to increase net position.			10,018,602
Because some revenues are not collected for sixty days after year end, they are not considered "available" revenues in the governmental funds.			
Grant revenues	(8,520,825)		
Ad valorem taxes	743,552		(7,777,273)
The liability and expense for compensated absences are not reported in governmental funds. Payments for compensated absences are reported as salaries when they occur. The payment consumes current financial resources, and it would take a catastrophic event for this liability to become a current liability.			(182,857)
The issuance of long-term debt (e.g. bonds, leases) provides current financial resources to governmental funds. In the statement of net position, however, issuing debt increases long-term liabilities and does not affect the statement of activities. Similarly, payment of principal is an expenditure in the governmental funds but reduces the liability in the statement of activities.			
Scheduled principal payments on debt	3,054,867		
Proceeds from the issuance of long-term debt	(49,785,000)		
Proceeds from premium on issuance of long-term debt	(2,344,394)		
Amortization of deferred loss on refunding bonds	(275,481)		
Prepaid bond insurance	85,894		
Amortization of prepaid bond insurance	(10,909)		
Amortization of bond premium	276,569		(48,998,454)
Some expenses reported in the statement of activities do not require the use of current financial resources and, therefore, are not reported as expenditures in governmental funds.			
Net change in accrued interest payable	(468,389)		
Net change in other post employment benefits obligation	(52,298)		(520,687)
Internal service funds are used by management to charge the costs of certain activities to individual funds. The net revenues of internal service funds are included in governmental activities in the statement of net position.			(608,493)
Change in net pension obligations are reported only in the Statement of Activities			(735,188)
Change in net position of governmental activities (Exhibit A-1)		$	24,201,026

Notes on Exhibit A-13 are an integral part of this statement.

PARISH OF ASCENSION

STATEMENT OF NET POSITION
PROPRIETARY FUNDS

December 31, 2017

	Ascension Consolidated Utilities District No. 2	Lamar Dixon Expo Center	Parish Utilities of Ascension	Total Business-type Activities - Enterprise Funds	Governmental Activities - Internal Service Funds
ASSETS					
Current assets:					
Cash and cash equivalents	$ 1,074,776	$ 2,041,819	$ 250	$ 3,116,845	$ 510,063
Investments	12,276,251	989	242,464	12,519,704	5,846,517
Accounts receivable, net	250,950	232,888	137,548	621,386	20,523
Due from other governments	16,322	127,868	-	144,190	80,273
Prepaid assets	281	-	-	281	-
Restricted assets	46,244	-	108,134	154,378	-
Total current assets	13,664,824	2,403,564	488,396	16,556,784	6,457,376
Long-term assets:					
Capital assets:					
Nondepreciable	1,128,655	1,001,483	73,000	2,203,138	-
Depreciable, net	8,293,764	13,663,160	5,584,643	27,541,567	252,089
Total long-term assets	9,422,419	14,664,643	5,657,643	29,744,705	252,089
Total assets	23,087,243	17,068,207	6,146,039	46,301,489	6,709,465
DEFERRED OUTFLOWS OF RESOURCES					
Pension liability	77,857	119,351	140,532	337,740	188,210
Total assets and deferred outflows of resources	$ 23,165,100	$ 17,187,558	$ 6,286,571	$ 46,639,229	$ 6,897,675
LIABILITIES					
Current liabilities:					
Accounts payable and accrued liabilities	$ 639,850	$ 329,746	$ 190,945	$ 1,160,541	$ 285,157
Accrued payroll	34,755	46,639	46,082	127,476	41,363
Meter deposits	46,244	-	108,134	154,378	-
Total current liabilities	720,849	376,385	345,161	1,442,395	326,520
Long-term liabilities:					
Claims reserve:					
Due within one year	-	-	-	-	388,706
Due in more than one year	-	-	-	-	934,253
Net pension liability	43,974	67,409	79,372	190,755	106,321
Total long-term liabilities	43,974	67,409	79,372	190,755	1,429,280
Total liabilities	764,823	443,794	424,533	1,633,150	1,755,800
DEFERRED INFLOWS OF RESOURCES					
Pension liability	12,996	19,922	23,457	56,375	31,416
NET POSITION					
Investment in capital assets	9,422,419	14,664,643	5,657,643	29,744,705	252,089
Restricted for capital projects	-	282,910	-	282,910	-
Unrestricted	12,964,862	1,776,289	180,938	14,922,089	4,858,370
Total net position	22,387,281	16,723,842	5,838,581	44,949,704	5,110,459
Total liabilities, deferred inflows of resources, and net position	$ 23,165,100	$ 17,187,558	$ 6,286,571	$ 46,639,229	$ 6,897,675

Notes on Exhibit A-13 are an integral part of this statement.

PARISH OF ASCENSION

STATEMENT OF REVENUES, EXPENSES, AND CHANGES IN NET POSITION
PROPRIETARY FUNDS

For the year ended December 31, 2017

	Ascension Consolidated Utilities District No. 2	Lamar Dixon Expo Center	Parish Utilities of Ascension	Total Business-type Activities - Enterprise Funds	Governmental Activities - Internal Service Funds
OPERATING REVENUES					
Charges for services:					
Sewer	$ 237,175	$ -	$ -	$ 237,175	$ -
Water	227,669	-	1,603,092	1,830,761	-
Rent and ancillary services	-	1,520,547	-	1,520,547	-
Insurance premiums	-	-	-	-	5,104,218
Franchise fees	767,904	-	-	767,904	-
Total operating revenues	1,232,748	1,520,547	1,603,092	4,356,387	5,104,218
OPERATING EXPENSES					
Personnel, general and administrative	494,373	1,133,763	929,168	2,557,304	1,289,967
Depreciation	576,233	871,209	239,062	1,686,504	59,568
Maintenance and supplies	92,355	786,548	102,667	981,570	788,807
Professional services	721,731	261,459	68,712	1,051,902	88,528
Rent and utilities	101,846	547,877	153,520	803,243	26,169
Cost of water	240,276	-	310,019	550,295	-
Insurance premiums	77,333	237,250	46,500	361,083	797,442
Insurance claims	-	-	-	-	398,322
Miscellaneous	39,981	35,693	6,678	82,352	-
Total operating expenses	2,344,128	3,873,799	1,856,326	8,074,253	3,448,803
Operating income (loss)	(1,111,380)	(2,353,252)	(253,234)	(3,717,866)	1,655,415
NONOPERATING REVENUES					
Grants and contributions	4,094	904,660	8,374	917,128	9,896
Investment earnings	85,982	7,160	154	93,296	25,933
Total nonoperating revenues	90,076	911,820	8,528	1,010,424	35,829
Income (loss) before capital grants, contributions and transfers	(1,021,304)	(1,441,432)	(244,706)	(2,707,442)	1,691,244
Capital grants and contributions	2,345,942	-	-	2,345,942	-
Transfers in	6,762,000	32,000	200,000	6,994,000	23,500
Transfers out	(2,000,000)	-	-	(2,000,000)	(2,198,598)
Transfers of capital assets	16,070	2,514,009	17,398	2,547,477	(124,639)
Net income (loss)	6,102,708	1,104,577	(27,308)	7,179,977	(608,493)
NET POSITION					
Beginning of year, as restated	16,284,573	15,619,265	5,865,889	37,769,727	5,718,952
End of year	$ 22,387,281	$ 16,723,842	$ 5,838,581	$ 44,949,704	$ 5,110,459

Notes on Exhibit A-13 are an integral part of this statement.

PARISH OF ASCENSION

STATEMENT OF CASH FLOWS
PROPRIETARY FUNDS

For the year ended December 31, 2017

	Ascension Consolidated Utilities District No. 2	Lamar Dixon Expo Center	Parish Utilities of Ascension	Business-type Activities - Enterprise Funds	Governmental Activities - Internal Service Funds
CASH FLOWS FROM OPERATING ACTIVITIES					
Receipts from customers	$ 1,196,748	$ 1,461,929	$ 1,591,854	$ 4,250,531	$ 5,264,378
Payments to suppliers	(1,157,993)	(1,858,031)	(905,984)	(3,922,008)	(2,934,181)
Payments to employees	(453,245)	(892,353)	(631,380)	(1,976,978)	(445,496)
Net cash provided (used) by operating activities	(414,490)	(1,288,455)	54,490	(1,648,455)	1,884,701
CASH FLOWS FROM NONCAPITAL FINANCING ACTIVITIES					
Transfers in from other funds	6,762,000	32,000	200,000	6,994,000	23,500
Transfers out to other funds	(2,000,000)	-	-	(2,000,000)	(2,198,598)
Operating grants	-	904,660	8,374	913,034	9,896
Decrease (increase) in due from other governments	(1)	-	-	(1)	42,764
Decrease in due to other funds	-	-	-	-	(72,658)
Net cash provided (used) by noncapital and related financing activities	4,761,999	936,660	208,374	5,907,033	(2,195,096)
CASH FLOWS FROM CAPITAL FINANCING ACTIVITIES					
Capital asset additions	(358,544)	(413,505)	(37,667)	(809,716)	(91,061)
CASH FLOWS FROM INVESTING ACTIVITIES					
Interest on investments	85,982	7,160	154	93,296	25,933
Net change in investments	(4,635,722)	(240)	(225,351)	(4,861,313)	(311,244)
Net cash provided (used) by investing activities	(4,549,740)	6,920	(225,197)	(4,768,017)	(285,311)
Net decrease in cash	(560,775)	(758,380)	-	(1,319,155)	(686,767)
CASH					
Beginning of period	1,635,551	2,800,199	250	4,436,000	1,196,830
End of period	$ 1,074,776	$ 2,041,819	$ 250	$ 3,116,845	$ 510,063
RECONCILIATION OF OPERATING INCOME (LOSS) TO NET CASH PROVIDED BY (USED FOR) OPERATING ACTIVITIES:					
Operating income (loss)	$ (1,111,380)	$ (2,353,252)	$ (253,234)	$ (3,717,866)	$ 1,655,415
Adjustments to reconcile operating income (loss) to net cash used for operating activites:					
Depreciation	576,233	871,209	239,062	1,686,504	59,568
Change in deferred outflows, deferred inflows, and net pension liability	4,079	3,395	7,341	14,815	48,814
Donation of assets to component unit	11,694	-	-	11,694	-
Change in operating assets and liabilities:					
Accounts receivable	(40,094)	(58,618)	(11,238)	(109,950)	160,160
Inventory	-	28,841	-	28,841	-
Accounts payable and accrued liabilities	144,978	219,970	72,559	437,507	(39,256)
Net cash provided (used) by operating activities	$ (414,490)	$ (1,288,455)	$ 54,490	$ (1,648,455)	$ 1,884,701
Supplemental Schedule of Noncash Capital Financing Activities:					
Donated assets	$ 2,362,012	$ -	$ -	$ 2,362,012	$ -
Contribution of capital assets from (to) other funds	$ 77,000	$ 2,514,009	$ 17,398	$ 2,608,407	$ (124,639)
Contribution of capital assets to component unit	$ (11,694)	$ -	$ -	$ (11,694)	$ -

Notes on Exhibit A-13 are an integral part of this statement.

PARISH OF ASCENSION

COMBINING STATEMENT OF NET POSITION
DISCRETELY PRESENTED GOVERNMENTAL COMPONENT UNITS

December 31, 2017

	District Attorney (1)	Sheriff (3)	Clerk of Court (3)
ASSETS			
Cash and cash equivalents	$ 1,425,808	$ 23,482,967	$ 6,793,611
Investments	-	-	1,490,875
Accounts receivable, net	20,404	2,131,544	123,807
Due from other governments	76,673	1,504,889	12,500
Prepaid items	42,506	-	18,002
Restricted assets	-	467	-
Capital assets:			
Non-depreciable	-	9,234,046	-
Depreciable, net	121,637	9,856,048	246,404
Total assets	1,687,028	46,209,961	8,685,199
DEFERRED OUTFLOWS OF RESOURCES			
Deferred outflows related to pension liability	207,672	10,165,852	1,374,638
Total assets and deferred outflows of resources	$ 1,894,700	$ 56,375,813	$ 10,059,837
LIABILITIES			
Accounts payable and accrued liabilities	$ 121,297	$ 2,280,354	$ 46,303
Due to other governments	-	-	-
Accrued payroll	-	-	-
Claims reserve:			
Due in more than one year	-	-	-
Long-term payables:			
Due within one year	-	632,192	2,359
Due in more than one year	-	1,675,165	76,286
Other post-employment benefits	-	6,710,950	1,236,978
Net pension liability	166,058	19,639,368	4,008,190
Total liabilities	287,355	30,938,029	5,370,116
DEFERRED INFLOWS OF RESOURCES			
Deferred inflows related to pension liability	103,714	2,067,213	179,036
NET POSITION			
Net investment in capital assets	121,637	19,090,094	246,404
Restricted	133,854	-	-
Unrestricted	1,248,140	4,280,477	4,264,281
Total net position	1,503,631	23,370,571	4,510,685
Total liabilities, deferred inflows of resources, and net position	$ 1,894,700	$ 56,375,813	$ 10,059,837

(1) For the year ended December 31, 2016
(2) For the year ended June 30, 2016
(3) For the year ended June 30, 2017
(4) For the year ended December 31, 2017

Notes on Exhibit A-13 are an integral part of this statement.

(Continued)

Assessor (1)	Parish Court (4)	(Compiled) Galvez-Lake VFD (1)	Prairieville VFD (1)	Public Defender Office (3)
$ 676,702	$ -	$ 221,979	$ 462,001	$ 210,794
-	40,751	-	70,438	-
2,149,690	15,780	-	-	-
67,241	791,534	-	20,677	64,100
52,274	-	-	-	-
57,383	-	-	-	-
-	-	-	-	-
206,173	8,603	42,203	120,889	1,673
3,209,463	856,668	264,182	674,005	276,567
485,167	74,604	-	-	-
$ 3,694,630	$ 931,272	$ 264,182	$ 674,005	$ 276,567
$ 20,342	$ 69,599	$ -	$ 7,918	$ 6,078
-	-	-	-	-
-	693	-	-	-
-	-	-	-	-
-	-	-	-	-
-	-	-	-	-
1,659,469	-	-	-	-
860,484	208,367	-	-	-
2,540,295	278,659	-	7,918	6,078
95,697	16,649	-	-	-
206,173	8,603	42,203	120,889	1,673
-	-	-	-	-
852,465	627,361	221,979	545,198	268,816
1,058,638	635,964	264,182	666,087	270,489
$ 3,694,630	$ 931,272	$ 264,182	$ 674,005	$ 276,567

PARISH OF ASCENSION

COMBINING STATEMENT OF NET POSITION
DISCRETELY PRESENTED GOVERNMENTAL COMPONENT UNITS

Decemeber 31, 2017

	Criminal Court	Communication District (1)	Judicial Expense (1)
ASSETS			
Cash and cash equivalents	$ -	$ 1,432,031	$ 1,692,048
Investments	775,632	-	-
Accounts receivable, net	-	269,477	342
Due from other governments	196,981	-	42,327
Prepaid items	-	178,717	-
Restricted assets	-	-	-
Capital assets:			
Non-depreciable	-	-	-
Depreciable, net	34,405	979,129	99,230
Total assets	1,007,018	2,859,354	1,833,947
DEFERRED OUTFLOWS OF RESOURCES			
Deferred outflows related to pension liability	194,471	-	-
Total assets and deferred outflows of resources	$ 1,201,489	$ 2,859,354	$ 1,833,947
LIABILITIES			
Accounts payable and accrued liabilities	$ 68,541	$ 265,817	$ 3,200
Due to other governments	785,308	-	71,156
Accrued payroll	8,106	-	-
Claims reserve:			
Due in more than one year	67,614	-	-
Long-term payables:			
Due within one year	-	124,708	-
Due in more than one year	-	402,579	-
Other post-employment benefits	-	-	-
Net pension liability	109,837	-	-
Total liabilities	1,039,406	793,104	74,356
DEFERRED INFLOWS OF RESOURCES			
Deferred inflows related to pension liability	32,460	-	-
NET POSITION			
Net investment in capital assets	34,405	451,842	99,230
Restricted	-	-	992,139
Unrestricted	95,218	1,614,408	668,222
Total net position	129,623	2,066,250	1,759,591
Total liabilities, deferred inflows of resources, and net position	$ 1,201,489	$ 2,859,354	$ 1,833,947

(1) For the year ended December 31, 2016
(2) For the year ended June 30, 2016
(3) For the year ended June 30, 2017
(4) For the year ended December 31, 2017

Notes on Exhibit A-13 are an integral part of this statement.

Ascension Council on Aging, Inc. (2)	Ascension Economic Development Corporation (1)	Ascension Parish Tourist Commission (1)	Total
$ 130,719	$ 173,564	$ 624,404	$ 37,326,628
2,225,622	-	151,009	4,754,327
-	-	-	4,711,044
35,393	-	109,811	2,922,126
99,420	-	-	390,919
-	338,930	-	396,780
724,958	-	-	9,959,004
190,376	6,302	54,553	11,967,625
3,406,488	518,796	939,777	72,428,453
-	-	-	12,502,404
$ 3,406,488	$ 518,796	$ 939,777	$ 84,930,857
$ 13,022	$ 6,915	$ 601	$ 2,909,987
-	-	-	856,464
-	-	-	8,799
-	-	-	67,614
-	-	-	759,259
36,556	-	-	2,190,586
-	-	-	9,607,397
-	-	-	24,992,304
49,578	6,915	601	41,392,410
-	-	-	2,494,769
190,376	6,302	54,553	20,674,384
2,499,996	-	-	3,625,989
666,538	505,579	884,623	16,743,305
3,356,910	511,881	939,176	41,043,678
$ 3,406,488	$ 518,796	$ 939,777	$ 84,930,857

PARISH OF ASCENSION

COMBINING STATEMENT OF ACTIVITIES
DISCRETELY PRESENTED GOVERNMENTAL COMPONENT UNITS

For the year ended December 31, 2017

	District Attorney (1)	Sheriff (3)	Clerk of Court (3)
EXPENSES	$ 4,559,304	$ 39,918,817	$ 4,457,846
PROGRAM REVENUES:			
Charges for services	1,783,968	8,060,143	4,629,383
Operating grants and contributions	2,563,856	1,037,916	-
Capital grants and contributions	-	-	-
Net program revenues (expenses)	(211,480)	(30,820,758)	171,537
GENERAL REVENUES:			
Taxes:			
Ad valorem	-	30,136,867	-
Occupancy	-	-	-
Grants and contributions not restricted to specific programs	22,667	2,592,779	-
Miscellaneous	-	-	289,848
Investment earnings	4,198	81,097	50,179
Total general revenues and transfers	26,865	32,810,743	340,027
Changes in net position	(184,615)	1,989,985	511,564
Net position - beginning of year	1,688,246	21,380,586	3,999,121
Net position - end of year	$ 1,503,631	$ 23,370,571	$ 4,510,685

(1) For the year ended December 31, 2016
(2) For the year ended June 30, 2016
(3) For the year ended June 30, 2017
(4) For the year ended December 31, 2017

Notes on Exhibit A-13 are an integral part of this statement.

(Continued)

Assessor (1)	Parish Court (4)	(Compiled) Galvez-Lake VFD (1)	Prairieville VFD (1)	Public Defender Office (3)
$ 2,918,929	$ 580,470	$ 127,183	$ 515,945	$ 1,012,157
9,990	314,200	1,000	543,235	655,657
-	-	-	-	22,222
-	-	-	-	-
(2,908,939)	(266,270)	(126,183)	27,290	(334,278)
2,120,685	-	-	-	-
	-	-	-	-
100,862	2,728	127,736	-	444,067
644,542	-	-	-	26,164
7,305	926	-	183	370
2,873,394	3,654	127,736	183	470,601
(35,545)	(262,616)	1,553	27,473	136,323
1,094,183	898,580	262,629	638,614	134,166
$ 1,058,638	$ 635,964	$ 264,182	$ 666,087	$ 270,489

Notes on Exhibit A-13 are an integral part of this statement.

PARISH OF ASCENSION

COMBINING STATEMENT OF ACTIVITIES
DISCRETELY PRESENTED GOVERNMENTAL COMPONENT UNITS

Decemeber 31, 2017

	Criminal Court	Communication District (1)	Judicial Expense (1)
EXPENSES	$ 1,706,457	$ 1,487,432	$ 506,723
PROGRAM REVENUES:			
Charges for services	1,184,508	1,385,826	475,970
Operating grants and contributions	450,000	-	63,192
Capital grants and contributions	-	-	-
Net program revenues (expenses)	(71,949)	(101,606)	32,439
GENERAL REVENUES:			
Taxes:			
Ad valorem	-	-	-
Occupancy	-	-	-
Grants and contributions not restricted to specific programs	10,225	-	-
Miscellaneous	-	98,870	-
Investment earnings	-	1,737	2,209
Total general revenues and transfers	10,225	100,607	2,209
Changes in net position	(61,724)	(999)	34,648
Net position - beginning of year	191,347	2,067,249	1,724,943
Net position - end of year	$ 129,623	$ 2,066,250	$ 1,759,591

(1) For the year ended December 31, 2016
(2) For the year ended June 30, 2016
(3) For the year ended June 30, 2017
(4) For the year ended December 31, 2017

Notes on Exhibit A-13 are an integral part of this statement.

Ascension Council on Aging, Inc. (2)	Ascension Economic Development Corporation (1)	Ascension Parish Tourist Commission (1)	Total
$ 1,994,212	$ 412,517	$ 587,228	$ 60,785,220
-	-	861	19,044,741
456,831	480,030	-	5,074,047
46,680	-	-	46,680
(1,490,701)	67,513	(586,367)	(36,619,752)
1,690,847	-	-	33,948,399
-	-	675,660	675,660
47,358	-	11,786	3,360,208
-	-	-	1,059,424
1,005	1,416	-	150,625
1,739,210	1,416	687,446	39,194,316
248,509	68,929	101,079	2,574,564
3,108,401	442,952	838,097	38,469,114
$ 3,356,910	$ 511,881	$ 939,176	$ 41,043,678

Notes on Exhibit A-13 are an integral part of this statement.

PARISH OF ASCENSION

COMBINING STATEMENT OF NET POSITION
DISCRETELY PRESENTED BUSINESS - TYPE COMPONENT UNITS

December 31, 2017

	West Ascension Hospital (1)	Ascension Consolidated Utilities District No. 1	Total
ASSETS			
Cash and cash equivalents	$ 1,748,630	$ 18	$ 1,748,648
Investments	18,289,029	140,162	18,429,191
Accounts receivable, net	673,260	370,009	1,043,269
Due from other governments	179,545	1,320	180,865
Prepaid and other assets	152,561	18,236	170,797
Inventory	253,980	-	253,980
Restricted assets	-	201,397	201,397
Capital assets:			
Non-depreciable	719,732	150,746	870,478
Depreciable, net	3,119,909	7,002,145	10,122,054
Total assets	25,136,646	7,884,033	33,020,679
DEFERRED OUTFLOWS OF RESOURCES			
Deferred outflows related to pension liability	-	56,638	56,638
Deferred loss on debt refunding	-	245,962	245,962
Total deferred outflows of resources	-	302,600	302,600
Total assets and deferred outflows of resources	$ 25,136,646	$ 8,186,633	$ 33,323,279
LIABILITIES			
Accounts payable and accrued liabilities	$ 996,397	$ 66,747	$ 1,063,144
Unearned revenue	-	1,320	1,320
Accrued payroll	-	11,350	11,350
Customer deposits	-	52,717	52,717
Long-term payables:			
Due within one year	-	214,961	214,961
Due in more than one year	-	3,948,668	3,948,668
Net pension liability	-	31,989	31,989
Total liabilities	996,397	4,327,752	5,324,149
DEFERRED INFLOWS OF RESOURCES			
Deferred inflows related to pension liability	-	9,453	9,453
NET POSITION			
Net investment in capital assets	3,839,641	2,989,262	6,828,903
Restricted	-	148,680	148,680
Unrestricted	20,300,608	711,486	21,012,094
Total net position	24,140,249	3,849,428	27,989,677
Total liabilities, deferred inflows of resources, and net position	$ 25,136,646	$ 8,186,633	$ 33,323,279

(1) As of August 31, 2017

Notes on Exhibit A-13 are an integral part of this statement.

PARISH OF ASCENSION

COMBINING STATEMENT OF ACTIVITIES
DISCRETELY PRESENTED BUSINESS - TYPE COMPONENT UNITS

December 31, 2017

	West Ascension Hospital (1)	Ascension Consolidated Utilities District No. 1	Total
EXPENSES	$ 6,943,925	$ 1,172,519	$ 8,116,444
PROGRAM REVENUES:			
Charges for services	5,762,094	642,301	6,404,395
Capital grants	-	11,694	11,694
Net program expenses	(1,181,831)	(518,524)	(1,700,355)
GENERAL REVENUES AND TRANSFERS:			
Taxes:			
Ad valorem	-	297,320	297,320
Sales	1,552,867	-	1,552,867
Grants and contributions not restricted to specific programs	-	352,978	352,978
Investment earnings (loss)	(41,133)	3,007	(38,126)
Total general revenues and transfers	1,511,734	653,305	2,165,039
Change in net position	329,903	134,781	464,684
Net position - beginning of year	23,810,346	3,714,647	27,524,993
Net position - end of year	$ 24,140,249	$ 3,849,428	$ 27,989,677

(1) As of August 31, 2017

Notes on Exhibit A-13 are an integral part of this statement.

NOTES TO FINANCIAL STATEMENTS

COMPREHENSIVE ANNUAL FINANCIAL REPORT
FOR FISCAL YEAR ENDED DECEMBER 31, 2017

PARISH OF ASCENSION

LOUISIANA

PARISH OF ASCENSION

NOTES TO FINANCIAL STATEMENTS

NOTE 1 - SUMMARY OF SIGNIFICANT ACCOUNTING POLICIES

The Ascension Parish Council (the Council) is the governing authority for Ascension Parish (the Parish) and is a political subdivision of the State of Louisiana. The Council, under the provisions of the Ascension Parish Home Rule Charter, enacts ordinances, sets policy and establishes programs in such fields as social welfare, transportation, drainage, public safety, and health services.

STATEMENT PRESENTATION

The Parish's financial statements are prepared in accordance with generally accepted accounting principles (GAAP). The Governmental Accounting Standards Board (GASB) is responsible for establishing GAAP for state and local governments through its pronouncements (Statements and Interpretations). The more significant accounting policies established in GAAP, and used by the Parish, are discussed below.

REPORTING ENTITY

The financial reporting entity consists of (1) the primary government (all funds under the auspices of the Parish President and the Parish), (2) organizations for which the primary government is financially accountable, and (3) other organizations for which the nature and significance of their relationship with the primary government are such that exclusion would cause the reporting entity's financial statements to be misleading or incomplete.

The criteria for determining which component units should be considered part of the Parish for financial reporting purposes are as follows:

- Legal status of the potential component unit including the right to incur its own debt, levy its own taxes and charges, expropriate property in its own name, sue and be sued, and the right to buy, sell and lease property in its own name;
- Whether the Parish governing authority appoints a majority of board members of the potential component unit;
- Fiscal interdependency between the Parish and the potential component unit;
- Imposition of will by the Parish on the potential component unit; and
- Financial benefit/burden relationship between the Parish and the potential component unit.

Based on the previous criteria, Parish management has included the following component units in the financial reporting entity:

(Continued)

NOTE 1 - SUMMARY OF SIGNIFICANT ACCOUNTING POLICIES (CONTINUED)

REPORTING ENTITY (CONTINUED)

Blended Component Units

The following component units (all with a fiscal year ending December 31) are reported as part of the primary government in the financial statements of the Parish:

East and West Ascension Drainage Districts

The East and West Ascension Drainage Districts provide maintenance, improvements, and repairs to the gravity drainage systems in their respective parts of the Parish. Financing is provided primarily by ad valorem taxes, state revenue sharing funds, and dedicated sales taxes. The governing boards of these Districts have substantially the same members as the governing board of the Parish, the Parish is responsible for operating the Districts, and the Parish exclusively benefits from the services provided by the Districts.

Health Unit

The Health Unit operates the Parish Health Unit. Financing is provided primarily by ad valorem taxes and state revenue sharing. The governing board of the Health Unit has the same members as the governing board of the Parish, the Parish is responsible for operating the Health Unit, and the Parish exclusively benefits from the services provided by the Health Unit.

Mental Health Center

The Mental Health Center provides funding for the Parish's mental health centers not provided by the State of Louisiana, Department of Health and Human Resources, Office of Mental Health and Substance Abuse. Financing is provided by ad valorem taxes and state revenue sharing. Operational functions are performed by a legally separate board rather than the Council, which serves only in an advisory role. However significant governance decisions such as equipment purchases, debt issuance, tax issuance, budget preparation and adoption and financial administration are made by the governing body of the Parish. Since the boards are effectively the same, the Mental Health Center is treated as a blended component unit.

Fire Protection Districts No. 1, No. 2, and No. 3

The Fire Protection Districts No. 1, No. 2 and No. 3 offer maintenance and operation of a fire protection system consisting of 12 fire service units: Modeste Volunteer, Sunshine Volunteer, Palo-Alto McCall Volunteer, Donaldsonville, Geismar Volunteer, Galvez-Lake Volunteer, Prairieville Volunteer, Fifth Ward Volunteer, St. Amant Volunteer, Sorrento Volunteer, Seventh District Volunteer, and Gonzales. Financing is provided by ad valorem, state revenue sharing, and dedicated sales and use taxes which are allocated among the service units. The Fire Protection Districts collect all public resources relating to fire protection activities in the Parish. Additionally, the fire protection districts make disbursements for the majority of the operating and capital expenditures of the volunteer fire departments listed above. All property utilized by the volunteer fire departments is owned by and reported in the financial statements of the Parish.

NOTE 1 - SUMMARY OF SIGNIFICANT ACCOUNTING POLICIES (CONTINUED)

REPORTING ENTITY (continued)

Blended Component Units (continued)

Fire Protection Districts No. 1, No. 2, and No. 3 (Continued)

The Council serves in an advisory role to the governing boards of each Fire Protection District, although the Parish Council approves all major decisions regarding the operations of each Fire District. Furthermore, significant governance decisions such as equipment purchases, debt issuance, tax issuance, budget preparation and adoption, and financial administration are made by the governing body of the Parish. Since the boards are effectively the same as the Parish, these Districts are treated as blended component units.

Ascension Parish Library

The Ascension Parish Library is a public library established in 1960 for the purpose of making available to all citizens of the Parish books and other library materials for education, information, and recreation. The library strives to maintain a program of service to locate information guide reading, and promote the most effective use of library materials. It is governed by a board that is appointed by the Council and the Council is responsible for its debts. Therefore, the library is treated as a blended component unit.

Ascension Parish Library Construction Fund

The Ascension Parish Library Construction Fund is used to account for financial resources to be used for acquiring sites and erecting buildings, including furniture, fixtures, and equipment, for public libraries in the Parish. It is governed by the same board as the Ascension Parish Library Fund, and is treated as a blended component unit.

Discrete Component Units

Funding for the following state constitutionally defined parish officials is included in the Parish's General Fund. These officials, however, have certain statutorily defined sources of funds for their own operating and/or capital budget discretion. These entities are discretely presented in the Parish's financial statements.

Discrete Component Units - Governmental Activities

District Attorney of the Twenty-Third Judicial District

The District Attorney has charge of criminal prosecution by the State of Louisiana in the District represented. Even though the District Attorney is an independently elected official and is legally separate from the Parish, the District Attorney is fiscally dependent on the Parish and exclusion would create misleading or incomplete financial statements of the Parish.

Twenty-Third Judicial District Public Defender Board

The Public Defender Board is a part of the operation of the district court system which is fiscally dependent on the Parish and exclusion from these financial statements would be misleading or incomplete.

NOTE 1 - SUMMARY OF SIGNIFICANT ACCOUNTING POLICIES (CONTINUED)

REPORTING ENTITY (continued)

Discrete Component Units - Governmental Activities (continued)

Ascension Parish Sheriff

The Sheriff, an elected official as defined in the Louisiana state constitution, is a legally separate entity. The Parish provides funding for the Sheriff's facilities and equipment including the correctional institution (Ascension Parish Jail). Although the Sheriff is independently elected and legally separate, the Sheriff is fiscally dependent on the Parish and exclusion would create misleading or incomplete financial statements of the Parish.

Ascension Parish Clerk of Court

The Ascension Parish Clerk of Court is a legally separate entity established by state constitution. The Council is required, by statute, to fund certain equipment, facilities, and binding of permanent records in the office of the Clerk of Court. The Clerk's office provides its own operating budget funds from fees and charges. Although the Clerk is independently elected and legally separate, the Clerk is fiscally dependent on the Parish and exclusion would create misleading or incomplete financial statements of the Parish.

Ascension Parish Assessor

The Parish Assessor, an elected official as defined in the Louisiana state constitution, is a legally separate entity that levies ad valorem (property) taxes within the Parish. The Parish provides funding for the Assessor's facilities. Although the Assessor is independently elected and legally separate, the Assessor is fiscally dependent on the Parish and exclusion would create misleading or incomplete financial statements of the Parish.

Ascension Parish Communication District

The Communication District is a legally separate entity that provides emergency communications to the residents of the Parish. The Parish Council can appoint and remove all members to the District's Board of Commissioners. As such, the Parish can impose its will on the District.

Parish Court for the Parish of Ascension Judicial Expense Fund

The Parish Court for the Parish of Ascension Judicial Expense Fund is a legally separate entity established under state statutes. Although the court judge is an independently elected official, the Parish Court is fiscally dependent on the Parish and exclusion would create misleading or incomplete financial statements of the Parish.

Twenty-Third Judicial District Judicial Expense Fund

The Twenty-Third Judicial District Judicial Expense Fund was established in 1995 under Act No. 435 which was amended to Title 13 of the Louisiana Revised Statutes. The Judicial Expense Fund was established for the purpose of paying expenses for the Court deemed necessary by the Judges for efficient operations of the court. Although the district court judges are independently elected officials, the Judicial Expense Fund is fiscally dependent on the Parish and exclusion would create misleading or incomplete financial statements of the Parish.

NOTE 1 - SUMMARY OF SIGNIFICANT ACCOUNTING POLICIES (CONTINUED)

REPORTING ENTITY (continued)

Discrete Component Units - Governmental Activities (continued)

Twenty-Third Judicial District Criminal Court

Criminal Court is a legally separate entity. Although the Criminal Court is legally separate, the Criminal Court is fiscally dependent on the Parish and exclusion would create misleading or incomplete financial statements of the Parish.

Ascension Council on Aging, Inc.

The Ascension Council on Aging, Inc., a legally separate tax-exempt entity, was created under Act No. 456 of 1964 for the welfare of the aging people of their respective parish. The Parish appoints and can remove all members to the Board. As such, the Parish can impose its will on the Council.

Ascension Economic Development Corporation

The Ascension Economic Development Corporation (AEDC) is a non-profit corporation which was organized to promote economic development of the Parish. The corporation is a public-private partnership funded by the Council and the business community. There are seven voting members on the Board, including two Parish Council appointees and one Parish President appointee. The AEDC is fiscally dependent on the Parish and exclusion would create misleading or incomplete financial statements on the Parish.

Ascension Parish Tourist Commission

The Ascension Parish Tourist Commission is a governmental unit which was organized to promote tourism. The Parish appoints and can remove all members to the Board of Commissioners. As such, the Parish can impose its will on the Commission.

Galvez-Lake Volunteer Fire Department

The Galvez-Lake Volunteer Fire Department, a legally separate tax-exempt entity, offers maintenance and operations of a fire protection system for constituents of the Parish. The Department exists exclusively to provide a service to the Parish. Most of the Department's revenue comes from a 2% insurance rebate from the State. The Galvez-Lake Volunteer Fire Department's financial statements are presented in this report and exclusion would create misleading or incomplete financial statements of the Parish.

Prairieville Volunteer Fire Department

The Prairieville Volunteer Fire Department, a legally separate tax-exempt entity, offers maintenance and operations of a fire protection system for constituents of the Parish. The Department exists exclusively to provide a service to the Parish. Most of the Department's revenue comes from appropriations from Fire District No. 3 and a 2% insurance rebate from the State. The Prairieville Volunteer Fire Department's financial statements are presented in this report and exclusion would create misleading or incomplete financial statements of the Parish.

NOTE 1 - SUMMARY OF SIGNIFICANT ACCOUNTING POLICIES (CONTINUED)

REPORTING ENTITY (continued)

Discrete Component Units - Business-Type Activities

The following entities were established pursuant to state statutes for various public purposes within the Parish. The Parish appoints and removes the Board members of each respective agency. Each agency is fiscally independent from the Parish, issues its debt, approves its budgets, and sets its rates and charges. The primary government has no authority to designate management, or approve or modify rates. The Parish is not obligated for debt issues of these agencies. The component units are listed below along with their fiscal year end.

West Ascension Hospital Service District	August 31, 2017
Ascension Consolidated Utilities District No. 1	December 31, 2017

Complete financial statements of the Parish discrete component units and related organizations can be obtained at the Office of the Legislative Auditor of the State of Louisiana, 1600 North Third Street, Baton Rouge, LA 70802, www.lla.la.gov, or by writing to the individual component units at the following addresses:

District Attorney of the Twenty-Third Judicial District
828 S Irma Blvd.
Gonzales, LA 70737

Twenty-Third Judicial District Public Defender Board
12320 Louisiana Highway 44, Building 4, Suite B
Gonzales, LA 70737

Ascension Parish Sheriff
828 S Irma Blvd.
Gonzales, LA 70737

Ascension Parish Clerk of Court
815 E. Worthey
Gonzales, LA 70737

Ascension Parish Assessor
P. O. Box 544
Donaldsonville, LA 70346

Ascension Parish Communication District
P. O. Box 1238
Gonzales, LA 70707

Parish Court for the Parish of Ascension Judicial Expense Fund
828 South Irma Blvd.
Gonzales, LA 70737

Twenty-Third District Judicial Expense Fund
828 South Irma Blvd.
Gonzales, LA 70737

NOTE 1 - SUMMARY OF SIGNIFICANT ACCOUNTING POLICIES (CONTINUED)

REPORTING ENTITY (continued)

Ascension Council on Aging, Inc.
P.O. Box 412
Donaldsonville, LA 70346

Ascension Economic Development Corporation
6967 Hwy 22
Sorrento, LA 70778

Ascension Parish Tourist Commission
6967 Highway 22
Sorrento, Louisiana 70778

Galvez-Lake Volunteer Fire Department
16288 Joe Sevario Road
Prairieville, LA 70769

Prairieville Volunteer Fire Department
14517 Highway 73
Prairieville, LA 70769

West Ascension Hospital Service District
301 Memorial Dr.
Donaldsonville, LA 70346

Ascension Consolidated Utilities District No. 1
P.O. Box 1659
Gonzales, LA 70707

Twenty-Third Judicial District Criminal Court
815 East Worthey
Gonzales, LA 70737

The following agency is a nonprofit corporation established pursuant to state statues to finance debt for various public purposes within Ascension Parish. The Parish Council appoints the board members of the agency. The agency is fiscally independent from the Parish, issues debt, approves its budget, and sets its rates and charges. The primary government has no authority to remove board members, designate management, or approve or modify rates. The Parish is not obligated in any manner for the debt issues of this agency.

Financial statements for this agency can be obtained at the following address:

The Industrial Development Board of the Parish of Ascension
411 Hood Street
Donaldsonville, LA 70346

NOTE 1 - SUMMARY OF SIGNIFICANT ACCOUNTING POLICIES (CONTINUED)

BASIS OF PRESENTATION

The Parish's basic financial statements consist of the government-wide statements of the primary government and its component units and the fund financial statements (individual major funds and combined nonmajor funds). The Parish's financial statements are prepared in accordance with accounting principles generally accepted in the United States of America as applied to governmental units.

Government-wide Financial Statements

The government-wide financial statements include the statement of net position and the statement of activities for the primary government and the total for its component units. Interfund activity has been eliminated from these statements. The government-wide presentation focuses primarily on the sustainability of the government as an entity and the change in aggregate financial position resulting from the activities of the fiscal period. These statements distinguish between the governmental and business-type activities of the government.

Governmental activities generally are financed through taxes, intergovernmental revenues, and other nonexchange revenues.

Business type activities are financed in whole or part by fees charged to external parties for goods or services.

The primary government is reported separately from the legally separate component units as detailed in the previous section.

The government-wide statement of activities demonstrates the degree to which the direct expenses of a given function or segment is offset by program revenues. Direct expenses are those that are clearly identifiable with a specific function or segment. Program revenues include: (1) charges to customers or applicants who purchase, use, or directly benefit from goods, services, or privileges provided by a given function or business-type activity, and (2) grants and contributions that are restricted to meeting the operational or capital requirements of a particular function. Taxes and other items not applicable to specific program revenues are reported as general revenues. Such amounts include internally dedicated resources such as a restricted ad valorem taxes.

Fund Financial Statements

The fund financial statements are very similar to the traditional government fund statements prepared by governments prior to the issuance of GASB 34, albeit with a focus on the major funds in either the governmental or business-type categories. Nonmajor funds are summarized into a single column in the basic financial statements.

NOTE 1 - SUMMARY OF SIGNIFICANT ACCOUNTING POLICIES (CONTINUED)

BASIS OF PRESENTATION (continued)

Fund Financial Statements (continued)

The daily operations of the Parish continue to be organized on the basis of individual funds, each of which is considered a separate accounting entity. The operations of each fund are accounted for with a separate set of self-balancing accounts that comprise its assets and deferred outflows of resources, liabilities and deferred inflows of resources, fund balance or net position, revenues and expenditures or expenses, as appropriate. Funds are organized into three major categories: governmental, proprietary and fiduciary. An emphasis is placed on major funds within the governmental and proprietary categories. The Parish does not operate any fiduciary funds.

A fund is considered major if it is the primary operating fund of the Parish (the General Fund) or meets the following criteria:

- Total assets, deferred outflows of resources, liabilities and deferred inflows of resources, revenues, or expenditures/expense of that individual governmental fund or enterprise fund are at least 10 percent of the corresponding total for all funds of that category or type; and
- Total assets, deferred outflows of resources, liabilities and deferred inflows of resources, revenues, or expenditures/expense of that individual governmental fund or enterprise fund are at least 5 percent of the corresponding total for all governmental and enterprise funds combined.

Government resources are allocated to and accounted for in individual funds based upon the purpose for which they are to be expended and the means by which spending activities are controlled. The various funds of the primary government presented in the financial statements are described below.

Governmental Fund Types

Governmental funds are those through which most governmental functions of the Parish are financed. The acquisition, use, and balances of expendable financial resources and related liabilities of the Parish are accounted for through governmental funds. Measurement is focused upon determining changes in fund balance, rather than net income. The following are the governmental fund types of the Parish:

General Fund - The General Fund is the primary operating fund of the Parish. It is used to account for all financial resources except those required to be accounted for in another fund. The General Fund is always a major fund.

NOTE 1 - SUMMARY OF SIGNIFICANT ACCOUNTING POLICIES (CONTINUED)

BASIS OF PRESENTATION (continued)

Governmental Fund Types (continued)

Special Revenue Funds - Special revenue funds are used to account for the proceeds of specific revenue sources that are restricted or committed to expenditure for specified purposes other than debt service or capital projects. The special revenue funds that are considered a major fund are the East Ascension Drainage Fund and Road and Bridge Fund. The East Ascension Drainage fund accounts for ongoing drainage maintenance activities throughout the Parish where the primary sources of revenue for this fund are sales and property taxes dedicated to drainage maintenance and improvements. The Road and Bridge Fund accounts for ongoing road and bridge maintenance activities throughout the Parish and is funded through dedicated sales tax along with Parish Transportation Act funds that are restricted for such activities.

Debt Service Funds - Debt service funds are used to account for the accumulation of resources for, and the payment of, general long-term debt principal, interest and related costs. The Parish has no debt service funds that are considered major funds.

Capital Projects Funds - Capital projects funds are used to account for financial resources to be used for the acquisition or construction of major capital facilities (other than those financed by Proprietary Funds). The Road Project and the East Ascension Drainage Project capital project funds are considered major funds and account for road and drainage capital outlay projects, respectively. The primary source of funding for the Road Project Fund is sales and use taxes, whereas the East Ascension Drainage Project Fund was initially funded by bond issuances restricted for the construction and maintenance of the drainage system on the east side of the Parish. The Move Ascension Project Fund is considered a major fund and is funded through a debt issuance to be used for major road and infrastructure projects throughout the Parish. The East Ascension Drainage Project Fund's only current resource is income from investments. The Parish has elected to present the East Ascension Drainage Project as major fund although it does not meet the quantitative criteria defined above; the Parish believes this fund is particularly important to financial statement users.

Proprietary Fund Types

Enterprise Funds - Enterprise funds are used to account for operations (1) that are financed and operated in a manner similar to private business enterprises - where the intent of the governing body is that the costs and expenses, including depreciation, of providing goods or services to the general public on a continuing basis be financed or recovered primarily through user charges; or (2) where the governing body has decided that periodic determination of revenues earned, expenses incurred, and/or net income is appropriate for capital maintenance, public policy, management control, accountability, or other purposes. Enterprise funds are presented in the business-type activities column in the government-wide financial statements. The Parish considers Ascension Consolidated Utilities District No. 2 (ACUD No. 2), Parish Utilities of Ascension, and the Lamar Dixon Expo Center Fund major funds. ACUD No. 2 is used to account for the maintenance and operation of sewer systems which provide waste water disposal for the participating residents, as well as the operations of Waterworks District No. 2. The Parish Utilities of Ascension Fund is used to account for the maintenance and operation of a water system located in the City of Donaldsonville. The Lamar Dixon Expo Center Fund is used to account for the operations of the Lamar Dixon Expo Center which is a multi-use event facility used to provide entertainment and recreation to the community.

NOTE 1 - SUMMARY OF SIGNIFICANT ACCOUNTING POLICIES (CONTINUED)

BASIS OF PRESENTATION (continued)

Proprietary Fund Types (continued)

Internal Service Funds - Internal service funds are used to account for the financing of goods and services provided by one department to other departments of the government and to other government units on a cost reimbursement basis. The internal service fund totals are presented as part of the proprietary fund financial statements. Since the principal user of the internal service fund is the Parish governmental activities, financial statements of internal service funds are consolidated into the governmental activities column when presented at the government-wide level. Such interfund services provided and used between functions are eliminated in the process of consolidation. To the extent possible, the costs of these services are reflected in the appropriate functional activity.

The Parish has four internal service funds for the following purposes:

- Insurance Fund - self-insurance program for general and professional liability, workers' compensation and property insurances;
- Dental Insurance Fund - dental insurance benefits for Parish employees;
- Maintenance Fund - maintenance and preservation of Parish property; and
- Fleet Management Fund - management of vehicles and heavy machinery of the Parish. This fund was closed during 2017.

Proprietary funds distinguish operating revenues and expenses from nonoperating items. Operating revenues and expenses generally result from providing services in connection with a proprietary fund's principal ongoing operations. Operating expenses for enterprise funds and internal service funds include the cost of sales and services, administrative expenses, and depreciation of capital assets. All revenues and expenses not meeting this definition are reported as nonoperating revenues and expenses.

Government-wide Financial Statements

The government-wide financial statements are reported using the economic resources measurement focus and the accrual basis of accounting. Revenues are recorded when earned and expenses are recorded when a liability is incurred, regardless of the timing of the related cash flows. Ad valorem taxes are recognized in the year for which they are levied. Program revenues for governmental activities include operating and capital grants and contributions, court fines and rental revenue.

NOTE 1 - SUMMARY OF SIGNIFICANT ACCOUNTING POLICIES (CONTINUED)

Fund Financial Statements

All governmental funds are accounted for using a current financial resources measurement focus. With this measurement focus, only current assets and current liabilities are generally included in the balance sheet. Operating statements of these funds present increases (revenues and other financing sources) and decreases (expenditures and other uses) in net current assets. Governmental funds are maintained on the modified accrual basis of accounting. Governmental fund revenues resulting from exchange transactions are recognized in the fiscal year in which the exchange takes place and meets the government's availability criteria (susceptible to accrual). "Available" means collectible within the current period or within 60 days after year-end. Charges for services, fines and forfeitures, and other revenues, including investment earnings, are recorded as earned since they are measurable and available.

Nonexchange transactions, in which the Parish receives value without directly giving value in return, include sales tax, ad valorem tax, federal and state aid, and grants. Revenues from ad valorem taxes and the related state revenue sharing (which is based on population and homesteads in the Parish) are recorded in the year the taxes are assessed, subject to the availability criteria. Ad valorem taxes are assessed on a calendar year basis, become due on November 15th of each year, and become delinquent after December 31st. The taxes are generally collected in December of the current year and January and February of the following year. Sales taxes are recorded when in the possession of the intermediary collecting agent and are recognized as revenue at that time, subject to the availability criteria. Federal and state aid and grants are recorded as revenue when the Parish is entitled to the funds, generally corresponding to when grant related costs are incurred by the Parish, subject to the availability criteria.

Expenditures are recognized in the accounting period in which the related fund liability is incurred, if measurable, except for (1) unmatured interest on long-term debt, which is recognized when due, and (2) claims and judgments, arbitrage payable, and compensated absences which are recorded as expenditures in the governmental fund type when paid with expendable available financial resources. Allocations of costs such as depreciation and amortization are not recognized in the governmental funds.

All proprietary funds are accounted for on a flow of economic resources measurement focus. Proprietary funds are maintained on the accrual basis of accounting wherein revenues are recognized in the accounting period in which they are earned and become measurable, and expenses are recognized in the period incurred, if measurable. Revenues resulting from exchange transactions, in which each party gives and receives essentially equal value, are recorded on the accrual basis when the exchange takes place.

NOTE 1 - SUMMARY OF SIGNIFICANT ACCOUNTING POLICIES (CONTINUED)

BUDGET POLICY AND BUDGETARY ACCOUNTING

The Home Rule Charter for the Parish outlines procedures for adopting a budget for funds of the primary government.

1. No later than seventy-five days prior to the beginning of the fiscal year, the President is to submit detailed operating and capital budgets for all funds. The budgets submitted are to be balanced.
2. The Council may amend the budget, except that the debt service shall not be reduced below the amount necessary to service the debt nor shall a fund deficit be created.
3. The Council shall publish the budget summary at least ten days prior to conducting a public hearing.
4. The Council is to adopt the budget not less than thirty days before the commencement of the applicable fiscal year.
5. Once adopted, the President is able to transfer part or all of any appropriation within a department of a fund; however, the authority for other budget amendments resides with the Council.

The budgets are to be prepared consistent with the accounting method used for the applicable fund and are amended periodically for changes in projected activity. At the end of each fiscal year, unexpended appropriations automatically lapse. In no event shall the total appropriations exceed total anticipated revenues, taking into account the estimated surplus or deficit at the end of the current fiscal year.

Budgets for the capital project funds do not necessarily follow the time schedule for other funds, since capital projects may be started and completed at any time during the year. However, the capital project budget must be submitted to the Council for adequate public hearing and adoption on a project-length basis. Annual operating budgets are adopted for all of the following governmental fund types: general, special revenue, debt service and capital projects.

The portion of unassigned fund balance of an individual fund may be committed for expenditures of the subsequent year. Such designation represents the extent to which the fund balance is used to balance the subsequent year's operating budget of that fund as reflected in the legally adopted budget.

CASH, CASH EQUIVALENTS, AND INVESTMENTS

Cash and cash equivalents for the primary government include cash accounts for payroll, Section 8, escrow, Lamar Dixon Expo Center, Community Development Block Grants, Oak Grove Construction, FEMA Repetitive Loss Reduction, LCDBG Projects, and each individual fund's share of the consolidated cash account.

NOTE 1 - SUMMARY OF SIGNIFICANT ACCOUNTING POLICIES (CONTINUED)

CASH, CASH EQUIVALENTS, AND INVESTMENTS (continued)

A consolidated bank account has been established for the primary government into which substantially all monies are deposited and from which most disbursements are made. In addition, investment purchases are charged and maturities are deposited to the consolidated bank account. The purpose of the consolidation of bank accounts is to provide administrative efficiency and to maximize investment earnings. The accounts entitled "Cash and Cash Equivalents" and "Investments" are therefore composed of a fund's pro rata share of the cash balance in the consolidated cash account plus its pro rata share of investments made through the investment of excess cash. Each fund shares in the investment earnings according to its average cash, cash equivalent, and investments balance, prorated among funds.

For an investment, custodial credit risk is the risk that, in the event of the failure of the counterparty, the Parish will not be able to recover the value of its investments or collateral securities that are in the possession of an outside party. The investment policies of the Parish are governed by state statutes and an adopted Council investment policy that includes depository and custodial contract provisions. Under the provisions of the Parish's investment policy, the Parish Treasurer is authorized to invest Parish funds in accordance with La. R.S. 39:1211-1245 and 33:2955 which allow, but are not limited to the following investment vehicles: United States Treasury Bonds, Treasury Notes, Treasury Bills, and fully-collateralized interest-bearing checking accounts and certificates of deposit.

Other investment policy provisions require depositories to insure or collateralize all deposits in accordance with state law and require securities collateralizing deposits to be held by an independent third party with whom the Parish has a custodial agreement. Investment policies of the Parish's discrete component units can be found in the separately issued financial statements of each individual component unit.

For purposes of the Statement of Cash Flows, cash equivalents for each fund include demand deposit account balances and certificates of deposit and U.S. government securities with original maturities of three months or less. Cash equivalent policies of the Parish's discrete component units can be found in the separately issued financial statements of each individual component unit.

The Parish categorizes its fair value measurements within the fair value hierarchy established by generally accepted accounting principles. The hierarchy is based on the valuation inputs used to measure the fair value of the asset. Level 1 inputs are quoted prices in active markets for identical assets; Level 2 inputs are significant other observable inputs; Level 3 inputs are significant unobservable inputs. See Note 2.

NOTE 1 - SUMMARY OF SIGNIFICANT ACCOUNTING POLICIES (CONTINUED)

INTERFUND RECEIVABLES/PAYABLES

During the course of operations, numerous transactions occur between individual funds. Those related to goods and services, and short-term interfund loans, are classified as "due from other funds" or "due to other funds" on the balance sheet and result primarily from participation in the consolidated cash account. Interfund receivables and payables between funds within governmental activities are eliminated in the Statement of Net Position. See Note 13 for details of interfund transactions, including interfund receivables and payables at year-end. Any residual balances outstanding between the governmental activities and business-type activities are reported in the government-wide financial statements as "internal balances."

INVENTORIES

In the primary government, inventories of supplies are recorded as expenditures at the time of purchase, which are considered immaterial. Information concerning inventory for the Parish's discretely presented component units can be found in the separately issued financial statements of each component unit.

RECEIVABLES AND UNCOLLECTABLE ACCOUNTS

In the government-wide statements, receivables consist of all revenues earned at year-end and not yet received. Uncollectible amounts due for ad valorem taxes and other receivables are recognized as a reduction in the applicable revenue through the use of an allowance account or charged off at the time information becomes available which would indicate that the particular receivable is not collectible. An allowance for doubtful accounts of $11,500 was recorded at December 31, 2017 for the primary government's business-type activities.

CAPITAL ASSETS AND DEPRECIATION

The accounting treatment of property, plant and equipment (capital assets) depends on whether the assets are used in governmental fund operations or proprietary fund operations and whether they are reported in the government-wide or fund financial statements.

Government-wide Statements

In the government-wide financial statements, long-term assets are accounted for as capital assets, which include land and land improvements, buildings, equipment, furniture and infrastructure assets (streets, roads, bridges, sewer and drainage systems). All capital assets are valued at historical cost or estimated historical cost if actual cost is unavailable. Donated capital assets are recorded at estimated acquisition value at the date of donation and primarily relate to subdivision roads and sewer systems accepted into the Parish maintenance system. Major outlays for capital assets and improvements are capitalized at the completion of construction projects. The Parish's capitalization policy stipulates a capitalization threshold of $5,000.

NOTE 1 - SUMMARY OF SIGNIFICANT ACCOUNTING POLICIES (CONTINUED)

CAPITAL ASSETS AND DEPRECIATION (continued)

Government-wide Statements (continued)

Infrastructure assets acquired prior to 2003 were not capitalized and have been valued at estimated historical cost. All infrastructure assets purchased or constructed by the primary government are depreciated accordingly. Certain improvements, including roads, bridges, and curbs and gutters acquired from subdivision developers, have been capitalized. Depreciation on all exhaustible capital assets is recorded as an allocated expense in the Statement of Activities, with accumulated depreciation reflected in the Statements of Net Position. Depreciation is provided over the assets' useful lives using the straight-line method.

Estimated useful lives for depreciable assets are as follows:

Buildings and improvements	20 - 40 years
Equipment	5 - 10 years
Vehicles	5 - 15 years
Furniture and fixtures	7 years
Infrastructure	15 - 40 years

The costs of normal maintenance and repairs that do not add to the value of assets or materially extend asset service lives are not capitalized.

Fund Financial Statements

In the fund financial statements, capital assets used in governmental fund operations are recorded as capital outlay expenditures of the governmental fund types when purchased. Capital assets used in proprietary fund operations are accounted for in the same manner as in the government-wide statements.

LONG-TERM DEBT

The accounting treatment of long-term debt depends on whether the assets are used in governmental fund operations or proprietary fund operations and whether they are reported in the government-wide or fund financial statements.

In the government-wide statement of net position and in the proprietary fund financial statements, long-term debt is reported as a liability. Bond premiums and discounts are amortized using the effective interest rate method over the term of the bond. Deferred gains and losses as well as prepaid bond insurance, are amortized over the term of the bond. The long-term debt consists primarily of public improvement and special assessment bonds, certificates of indebtedness, accrued compensated absences, and other postemployment benefit obligations.

Long-term debt for governmental funds is not reported as a liability in the fund financial statements. Instead the debt proceeds, including bond premiums and discounts, are reported as other financing sources (uses) and payment of principal and interest, including debt issuance costs, is reported as debt service expenditures. Debt issued by the Parish is subject to federal arbitrage regulations.

NOTE 1 - SUMMARY OF SIGNIFICANT ACCOUNTING POLICIES (CONTINUED)

GOVERNMENT-WIDE AND PROPRIETARY FUND NET POSITION

Government-wide and proprietary fund net position is divided into three components:

- Net investment in capital assets - consist of the historical cost or estimated historical cost of capital assets, less accumulated depreciation and debt that remains outstanding that was used to finance capital assets.
- Restricted net position - consists of net position that is restricted by the Parish's creditors (for example, through debt covenants), by the state enabling legislation (through restrictions on shared revenues), by grantors (federal and state), and by other contributors.
- Unrestricted - all remaining net position is reported in this category.

In the government-wide and proprietary fund statements, restricted resources available for use will be depleted prior to use of unrestricted resources.

GOVERNMENTAL FUND BALANCES

In the governmental fund financial statements, fund balances are classified as follows:

- Nonspendable - Amounts that cannot be spent either because they are in a nonspendable form or because they are legally or contractually required to be maintained intact.
- Restricted - Amounts that can be spent only for specific purposes because of the Parish, state or federal laws, or externally imposed conditions by grantors or creditors.
- Committed - Amounts that can be used only for specific purposes determined by a formal action by Parish Council ordinance.
- Assigned - Amounts that are designated by the Parish President for a particular purpose but are not spendable until a budget ordinance is passed or there is a majority vote approval (for capital projects or debt service) by Parish Council.
- Unassigned - All amounts not included in other spendable classifications.

USE OF RESTRICTED RESOURCES

When expenditures are incurred in governmental funds, the Parish's policy is to apply the expenditure in the following priority:

1. Restricted fund balance,
2. Committed fund balance,
3. Assigned fund balance, and
4. Unassigned fund balance.

Fund balance represents the difference between assets and deferred outflows of resources and liabilities and deferred inflows of resources. The General Fund is the only fund that reports a positive unassigned fund balance, although other governmental funds my report a negative unassigned fund balance if expenditures incurred for specific purposes exceed the amounts that are restricted, committed or assigned.

INTERFUND TRANSFERS

Advances between funds which are not expected to be repaid are accounted for as transfers. For the purposes of the Statement of Activities, all interfund transfers between individual governmental funds have been eliminated.

NOTE 1 - SUMMARY OF SIGNIFICANT ACCOUNTING POLICIES (CONTINUED)

INTERFUND TRASNFERS (continued)

In those cases where repayment is expected, the advances are accounted for through the various interfund accounts.

COMPENSATED ABSENCES

All Parish primary government regular employees, excluding Ascension Parish Library personnel, earn vacation leave in varying amounts up to a maximum of five weeks according to the employee's number of years of continuous service and may carry over 360 hours annually. Vacation is payable upon resignation, retirement, or at the Parish Council's discretion, at the employee's current rate of pay.

All Parish primary government employees, excluding Ascension Parish Library personnel, earn twelve days of sick leave per year. Sick leave is payable only upon retirement and only up to a maximum of 60 days.

Parish employees of certain job classifications may accrue compensatory time in lieu of overtime payment. Compensatory leave is accumulated without time limitations but must be taken within one year of earning the leave. Compensatory leave is paid by the Parish upon termination, resignation, retirement or death.

GASB Statement No. 16, *Accounting for Compensated Absences*, requires governments to accrue compensated absences only to the extent it is probable that the employer will compensate employees for benefits through cash payments conditioned on the employees' termination or retirement.

The Parish has recorded the following liabilities as of December 31, 2017, for certain salary-related benefits associated with the payment of compensated absences:

1. Accrued vacation for each employee is valued at the employee's current rate of pay.
2. No sick leave is recorded in the financial statements for active employees since the amount applicable under GASB Statement No. 16 is immaterial.

The liability for these compensated absences is recorded as long-term debt in the government-wide statements. In the fund financial statements, governmental funds report only the compensated absence liability payable from expendable available financial resources upon termination, resignation, retirement or death, while the proprietary funds report the liability as it is incurred, if material. The liquidation of compensated absences is allocated to the functions within governmental funds based on employee assignment. Compensated absences are reported in governmental funds only when they mature.

Details of the compensated absences liability for the Parish's discrete component units and the Ascension Parish Library, a blended component unit, can be found in the separately issued financial reports of each component unit.

NOTE 1 - SUMMARY OF SIGNIFICANT ACCOUNTING POLICIES (CONTINUED)

INSURANCE

The Parish has a self-insured retention program (SIR) within the internal service fund for potential liabilities. The Parish is self-insured in most property and casualty lines. For general liability and automobile liability, the Parish maintains a self-insured retention of $100,000 per claim subject to a $1 million per occurrence aggregate limit and a $3 million per year aggregate limit. For workers' compensation, the self-insured per claim SIR is $575,000. The excess coverage is statutory limits subject to a $2 million per year aggregate limit. The Parish maintains a $100,000 certificate of deposit with the Office of Workers' Compensation to secure their self-insured status for workers' compensation. Per claim estimated reserves are set by the Parish's claims administrator and are adjusted annually by the Parish's contracted actuary. Funds are maintained to cover all estimated losses. Losses are recorded on a policy year basis which runs from March 1 through the end of the subsequent February in each year. See Note 14.

ESTIMATES

The preparation of financial statements in conformity with generally accepted accounting principles requires management to make estimates and assumptions that affect the reported amounts of assets and liabilities, and disclosures of contingent assets and liabilities at the date of the financial statements. They may also affect the reported amounts of revenues and expenses of proprietary funds and the government-wide financial statements during the reporting period. Actual results could differ from those estimates. Estimates are used primarily when accounting for grants receivable (due from other governments), cost of donated infrastructure, depreciation, allowance for doubtful accounts, prepaid insurance, deferred revenue, and claims payable.

SUBSEQUENT EVENTS

In preparing the financial statements, the Parish has evaluated subsequent events and transactions for potential recognition or disclosure through the date of the independent auditors' report, June 25, 2018. which was the date the financial statements were available to be issued.

NOTE 2 - DEPOSITS AND INVESTMENTS

Deposits

At December 31, 2017, the carrying amount of the primary government's deposits (including demand deposit accounts and certificates of deposit) was $96,481,640 and the bank balance was $98,000,173. The bank balance is secured by federal depository insurance and collateral held by the Parish's agent in the Parish's name.

Certificates of deposit with an original maturity of 90 days or more totaling $2,406,661 are classified on the combined balance sheet as Investments.

The discretely presented component units have a carrying amount of $39,673,453 in deposits and a bank balance of $44,275,138. These deposits are secured by federal deposit insurance ($3,106,355) and pledged securities held by the custodial bank in the name of the fiscal agent bank ($41,168,783).

NOTE 2 - DEPOSITS AND INVESTMENTS (CONTINUED)

Custodial credit risk is the risk that, in the event of a bank failure, the Parish's deposits may not be returned to it. The Parish's cash and investment policy, as well as state law, require that deposits be fully secured. At year end, the Parish's deposits were not exposed to any custodial risk.

Investments

The Parish has U.S. Securities of $156,126,203 maturing between 1 and 5 years, which are valued using quoted market prices (Level 1 inputs) as of December 31, 2017. The Parish has no Level 2 or Level 3 inputs as of December 31, 2017. At year end, the Parish's investments were not exposed to any custodial credit risk.

Interest rate risk is defined as the risk that changes in interest rates will adversely affect the fair value of investments. The Parish's investment policy does not limit investment maturities as a means of managing exposure to fair value losses arising from increasing interest rates.

At December 31, 2017, the discretely presented component units have $23,183,518 in investments that consist of certificates of deposit ($221,447) and U.S. government securities ($22,962,071).

Further detailed deposit and investment information can be found in the separately issued financial statements of the Parish's discretely presented component units.

Cash, Cash Equivalents and Investments Summary - Primary Government

The following is a reconciliation of the carrying amount of deposits and investments to Cash and Cash Equivalents and Investments for the primary government on the combined balance sheet.

Deposits	$ 94,074,979
Cash on hand	950
Total cash and cash equivalents, including restricted assets	94,075,929
Investments:	
Certificates of deposit	2,406,661
Investments in U.S. Securities (Level 1 Inputs)	156,126,203
Total investments	158,532,864
Total	$ 252,608,793

The above stated bank balances for the primary government are collateralized as follows:

Federal deposit insurance (FDIC)	$ 806,661
Pledged securites in the Parish's name	97,193,512
Investments not subject to categorization:	
Investments in U.S. securities	156,126,203
Total bank balances	$ 254,126,376

NOTE 3 - ACCOUNTS RECEIVABLE AND DUE FROM OTHER GOVERNMENTS

Accounts receivable at December 31, 2017, consisted of the following:

Primary Government	Amount
Ad valorem taxes	$ 30,974,560
Sales and use taxes	3,991,621
Charges for services	461,355
Franchise fees	476,049
Interest	493,639
Parcel fees	20,500
Other	512,948
Total primary government	36,930,672
Component Units	
Ad valorem taxes	2,438,410
Sales and use taxes	1,066,920
Fees, charges, and commissions	773,190
Patient accounts receivable, net	562,908
Sewer and water fees, net	66,789
Interest	6,430
Other	839,666
Total component units	5,754,313
Total	$ 42,684,985

Due from other governments at December 31, 2017, consisted of the following:

Primary Government	Amount
Grants	$ 7,087,197
State revenue sharing	954,958
Parish transportation	71,333
Severence tax	18,139
Beer tax	16,439
Total primary government	8,148,066
Component Units	
Grants	1,494,604
Sales and use tax	179,545
Fines and forfitures	112,513
State revenue sharing	67,241
Other	1,249,088
Total component units	3,102,991
Total	$ 11,251,057

NOTE 4 - AD VALOREM TAXES

For the year ended December 31, 2017, taxes of $30,941,684 were levied on property by the primary government with assessed valuations totaling $1,440,772,700 and were dedicated as follows:

Description	Per $1,000
General:	
Outside municipal limits	2.77
Inside municipal limits	1.38
East Ascension Drainage	4.82
West Ascension Drainage	10.03
Lighting Districts	30.70
Health Unit	2.00
Mental Health Unit	2.00
Library Maintenance	6.59
Council on Aging	1.50
Fire District No. 3	20.00
Juvenile Detention	1.00

Taxes of $299,558 were levied on property by Ascension Consolidated Utilities District No. 1 (a discretely presented component unit) with assessed valuations totaling $33,826,210.

Additional information concerning ad valorem taxes for the Parish's other discretely presented component units can be found in the separately issued financial statements of each component unit.

The 1974 Louisiana Constitution (Article 7, Section 18) provides that land and improvements for residential purposes be assessed at 10% of fair market value; other property and electric cooperative properties, excluding land, are to be assessed at 15% of fair market value; and public service properties, excluding land, are to be assessed at 25% of fair market value. Fair market value is determined by the elected assessor of the Parish on all property subject to taxation except public service properties, which are valued by the Louisiana Tax Commission (La.R.S. 47:1957). The correctness of assessments by the Assessor is subject to review and certification by the Louisiana Tax Commission. The Assessor is required to reappraise all property subject to taxation at intervals of not more than four years. As of December 31, 2017, amounts held in escrow for protested taxes were $35,374, consisting of $29,951 of taxes paid under protest, plus interest earned of $5,423 on the investment of these funds.

The Sheriff of Ascension Parish, as provided by state law (La. R.S. 33:1435), is the official tax collector of general ad valorem taxes levied by the Parish and Parish special districts.

The 2017 ad valorem tax calendar is as follows:

Millage rates adopted	July 1, 2017
Levy date	July 1, 2017
Due date	November 15, 2017
Lien date	January 31, 2018
Collection dates	December 5, 2017 to May 31, 2018

NOTE 4 - AD VALOREM TAXES (CONTINUED)

Ad valorem taxes become delinquent January 31 of the following year. If taxes are not paid by the due date, taxes bear interest at the rate of one and one-fourth percent per month until the taxes are paid (La. R.S. 47:2101). After notice is given to the delinquent taxpayers, the Sheriff is required by the Constitution of the State of Louisiana to sell the least quantity of property necessary to settle the taxes and interest owed (La. R.S. 47:2181). Therefore, there are no delinquent taxes at year end.

All ad valorem taxes are recorded in governmental funds as explained in Note 1. Revenues in governmental funds are recognized in the accounting period in which they become available and measurable. Ad valorem taxes are considered measurable in the calendar year of the tax levy. Accordingly, the entire tax roll, less management's estimate for uncollectible taxes, is recorded as revenue in the current calendar year. Amounts not received within the availability period (60 days following year-end) are recorded as revenue and unearned revenue, with the corresponding receivable, on the government wide and fund financial statements, respectively.

Ad valorem taxes of $743,552 were not considered available as of December 31, 2017. Available is defined as due, or past due and receivable within the current period or expected to be collected soon enough thereafter to pay liabilities of the current period. In the fund financial statements, ad valorem taxes are considered available when they are substantially collected within 60 days subsequent to year-end and therefore available to liquidate liabilities of the current period. Virtually all collections are made within this time frame with the exception of amounts noted above.

NOTE 5 - RESTRICTED ASSETS

Restricted assets at December 31, 2017, were as follows:

	Amount
Primary Government	
Cash and cash equivalents - transportation impact fees	$ 3,838,758
Cash and cash equivalents - meter deposits	154,378
Primary government total	3,993,136
Component Units	
Cash and cash equivalents - strategic iniative	396,313
Cash and cash equivalents - insurance fund	467
Cash and cash equivalents - debt service	148,680
Cash and cash equivalents - meter deposits	52,717
Component units total	598,177
Total	$ 4,591,313

(Continued)

NOTE 6 - CAPITAL ASSETS

A summary of changes in capital assets for the primary government for the year ended December 31, 2017, is as follows:

	(in thousands)			
	(Restated) Beginning Balance	Increases	Decreases	Ending Balance
Governmental activities:				
Land	$ 17,801	$ 432	$ -	$ 18,233
Construction in progress	27,334	20,789	(15,411)	32,712
Non-depreciable capital assets	45,135	21,221	(15,411)	50,945
Capital assets, depreciable:				
Buildings and improvements	113,754	1,071	-	114,825
Vehicles	15,720	2,324	(385)	17,659
Equipment	16,714	3,099	(727)	19,086
Furniture and fixtures	1,506	608	(3)	2,111
Library materials	2,329	428	(519)	2,238
Infrastructure	238,851	24,666	(2,799)	260,718
Depreciable capital assets, gross	388,874	32,196	(4,433)	416,637
Less accumulated depreciation for:				
Buildings and improvements	(30,717)	(3,804)	-	(34,521)
Vehicles	(10,010)	(1,146)	343	(10,813)
Equipment	(10,795)	(1,591)	621	(11,765)
Furniture and fixtures	(910)	(119)	3	(1,026)
Library materials	(1,411)	(448)	519	(1,340)
Infrastructure	(154,285)	(11,201)	2,630	(162,856)
Total accumulated depreciation	(208,128)	(18,309)	4,116	(222,321)
Depreciable capital assets, net	180,746	13,887	(317)	194,316
Governmental activities capital assets, net	$ 225,881	$ 35,108	$ (15,728)	$ 245,261
Business-type activities:				
Land	$ 743	$ -	$ -	$ 743
Construction in progress	2,353	666	(1,559)	1,460
Non-depreciable capital assets	3,096	666	(1,559)	2,203
Capital assets, depreciable:				
Sewer systems	7,427	3,938	-	11,365
Water systems	6,590	56	-	6,646
Machinery & equipment	264	78	(83)	259
Lamar Dixon Expo Center	15,001	2,601	-	17,602
Depreciable capital assets, gross	29,282	6,673	(83)	35,872
Less accumulated depreciation for:				
Sewer systems	(2,959)	(536)	-	(3,495)
Water systems	(493)	(244)	-	(737)
Machinery & equipment	(122)	(91)	56	(157)
Lamar Dixon Expo Center	(3,063)	(878)	-	(3,941)
Total accumulated depreciation	(6,637)	(1,749)	56	(8,330)
Depreciable capital assets, net	22,645	4,924	(27)	27,542
Business-type activites capital assets, net	$ 25,741	$ 5,590	$ (1,586)	$ 29,745

NOTE 6 - CAPITAL ASSETS (CONTINUED)

Depreciation expense was charged to functions of the primary government as follows:

Governmental activities:	
General government	$ 881,120
Public safety	1,429,386
Public works	3,566,775
Health and welfare	999,927
Culture and recreation	578,503
Transportation and development	10,852,895
Total depreciation expense - governmental activities	$ 18,308,606

A summary of changes in capital assets for component units is as follows:

	Beginning Balance	Increases	Decreases	Ending Balance
District Attorney				
Equipment and furniture	$ 314,548	$ 20,217	$ (86,726)	$ 248,039
Automobiles	145,491	-	-	145,491
Total	460,039	20,217	(86,726)	393,530
Less: accumulated depreciation	(314,973)	(42,081)	85,161	(271,893)
Total	145,066	(21,864)	(1,565)	121,637
Ascension Parish Sheriff				
Land	1,751,800	-	-	1,751,800
Construction in progress	2,449,259	5,760,166	(727,179)	7,482,246
Building and equipment	19,776,010	2,052,243	(249,678)	21,578,575
Total	23,977,069	7,812,409	(976,857)	30,812,621
Less: accumulated depreciation	(10,008,467)	(1,904,445)	190,385	(11,722,527)
Total	13,968,602	5,907,964	(786,472)	19,090,094
Ascension Parish Clerk of Court				
Vehicles	41,080	-	-	41,080
Equipment	1,100,441	100,165	(62,301)	1,138,305
Total	1,141,521	100,165	(62,301)	1,179,385
Less: accumulated depreciation	(891,468)	(80,857)	39,344	(932,981)
Total	250,053	19,308	(22,957)	246,404
Ascension Parish Assessor				
Vehicles	52,036	45,782	-	97,818
Software	405,426	-	-	405,426
Furniture and equipment	232,350	55,265	(15,377)	272,238
Total	689,812	101,047	(15,377)	775,482
Less: accumulated depreciation	(421,006)	(163,294)	14,991	(569,309)
Total	268,806	(62,247)	(386)	206,173

NOTE 6 - CAPITAL ASSETS (CONTINUED)

A summary of changes in capital assets for component units (continued):

	Beginning Balance	Increases	Decreases	Ending Balance
Ascension Parish Court				
Equipment, furniture and fixtures	$ 222,584	$ -	$ -	$ 222,584
Less: accumulated depreciation	(198,110)	(15,871)	-	(213,981)
Total	24,474	(15,871)	-	8,603
Galvez-Lake Volunteer Fire Department				
Equipment and furniture	130,080	2,225	(7,607)	124,698
Less: accumulated depreciation	(59,124)	(23,371)	-	(82,495)
Total	70,956	(21,146)	(7,607)	42,203
Prairieville Volunteer Fire Department				
Equipment and furniture	281,156	3,530	-	284,686
Less: accumulated depreciation	(130,231)	(33,566)	-	(163,797)
Total	150,925	(30,036)	-	120,889
Public Defenders Office				
Equipment and furniture	52,363	-	-	52,363
Less: accumulated depreciation	(49,226)	(1,464)	-	(50,690)
Total	3,137	(1,464)	-	1,673
Criminal Court				
Equipment and furniture	535,054	-	(21,163)	513,891
Less: accumulated depreciation	(479,587)	-	101	(479,486)
Total	55,467	-	(21,062)	34,405
Ascension Parish Communication District				
Building improvements	422,849	-	-	422,849
Equipment	4,287,417	138,199	-	4,425,616
Total	4,710,266	138,199	-	4,848,465
Less: accumulated depreciation	(3,628,481)	(240,855)	-	(3,869,336)
Total	1,081,785	(102,656)	-	979,129
Ascension Parish Judicial Expense Fund				
Leasehold improvements	6,681	-	-	6,681
Furniture and fixtures	102,764	1,900	-	104,664
Equipment	197,099	16,225	-	213,324
Total	306,544	18,125	-	324,669
Less: accumulated depreciation	(199,189)	(26,250)	-	(225,439)
Total	107,355	(8,125)	-	99,230

NOTE 6 - CAPITAL ASSETS (CONTINUED)

A summary of changes in capital assets for component units (continued):

	Beginning Balance	Increases	Decreases	Ending Balance
Ascension Council on Aging, Inc.				
Construction in progress	$ 607,960	$ 116,998	$ -	$ 724,958
Equipment and furniture	79,849	34,105	(3,230)	110,724
Building improvements	53,678	-	-	53,678
Vehicles	330,026	99,598	(22,095)	407,529
Total	1,071,513	250,701	(25,325)	1,296,889
Less: accumulated depreciation	(382,430)	(24,450)	25,325	(381,555)
Total	689,083	226,251	-	915,334
Ascension Economic Development Corporation				
Furniture and fixtures	25,527	880	(14,340)	12,067
Leashold improvements	6,764	-	-	6,764
Total	32,291	880	(14,340)	18,831
Less: accumulated depreciation	(24,644)	(2,225)	14,340	(12,529)
Total	7,647	(1,345)	(14,340)	6,302
Ascension Parish Tourist Commission				
Equipment and furniture	99,203	3,964	-	103,167
Less: accumulated depreciation	(39,171)	(9,443)	-	(48,614)
Total	60,032	(5,479)	-	54,553
West Ascension Hospital Service District				
Land	105,902	-	-	105,902
Construction in progress	-	613,830	-	613,830
Buildings and improvements	3,614,872	-	-	3,614,872
Equipment	4,412,607	150,903	(335,349)	4,228,161
Total	8,133,381	764,733	(335,349)	8,562,765
Less: accumulated depreciation	(4,666,499)	(385,863)	329,238	(4,723,124)
Total	3,466,882	378,870	(6,111)	3,839,641
Ascension Consolidated Utilities District No. 1				
Land	5,000	-	-	5,000
Construction in progress	107,133	38,613	-	145,746
Water system	8,880,251	36,476	-	8,916,727
Equipment	138,766	-	-	138,766
Computer software	31,756	-	-	31,756
Total	9,162,906	75,089	-	9,237,995
Less: accumulated depreciation	(1,801,883)	(283,221)	-	(2,085,104)
Total	7,361,023	(208,132)	-	7,152,891
Total component units capital assets	51,005,782	9,291,284	(1,545,045)	58,752,021
Less: total accumulated depreciation	(23,294,489)	(3,237,256)	698,885	(25,832,860)
Total component units capital assets, net	$ 27,711,293	$ 6,054,028	$ (846,160)	$ 32,919,161

NOTE 7 - LONG-TERM DEBT

DEBT OUTSTANDING - PRIMARY GOVERNMENT

The following is a summary of long-term debt transactions for the primary government for governmental activities for the year ended December 31, 2017:

	Outstanding January 1, 2017	Increases	Decreases	Outstanding December 31, 2017	Due Within One Year
Public improvement bonds	$ 62,120,000	$ 49,785,000	$ 2,637,000	$ 109,268,000	$ 3,945,000
General obligation bonds	8,620,000	-	365,000	8,255,000	375,000
Installment purchase agreement	66,257	-	52,867	13,390	13,390
Bond premium	4,565,407	2,344,394	276,569	6,633,232	-
Accrued vacation leave	2,458,070	1,462,116	1,279,259	2,640,927	1,306,000
Net pension liability	7,847,268	1,251,567	1,971,138	7,127,697	-
Net other post employment benefits obligation	711,502	98,763	46,465	763,800	-
	$ 86,388,504	$ 54,941,840	$ 6,628,298	$ 134,702,046	$ 5,639,390

Long-term debt obligations for the primary government for governmental activities at December 31, 2017, are comprised of the following individual issues:

Public Improvement Revenue Bonds

East Ascension Drainage

$36,810,000 Drainage revenue refunding bonds dated April 30, 2015; due in annual installments of $400,000 - $3,380,000 through December 2043; interest at 3.0% - 5.0%. See Note 8.	$ 35,390,000
$15,955,000 Drainage revenue bonds dated November 1, 2015; due in annual installments of $300,000 - $880,000 through November 2045; interest at 2.0% - 5.0%.	15,350,000

West Ascension Drainage

$24,785,000 Drainage revenue bonds dated May 28, 2015; due in annual installments of $35,000 - $50,000 through March 2025; interest at 2.63%.	375,000

Ascension Parish Courthouse

$24,785,000 revenue bonds dated November 30, 2017; due in annual installments of $310,000 - $1,330,000 through November 2047; interest at 2.0%-5.0%.	24,785,000

Jail

$7,117,000 Capital improvement revenue refunding bonds dated April 28, 2015; due in annual installments of $96,000 - $752,000 through December 2027; interest at 2.45%. See Note 8.	6,763,000

NOTE 7 - LONG-TERM DEBT (CONTINUED)

DEBT OUTSTANDING - PRIMARY GOVERNMENT (CONTINUED)

Move Ascension Construction	
$25,000,000 Revenue bonds dated August 9, 2017; due in annual installments of $910,000 - $1,730,000 through August 2037; interest at 2.0% - 5.0%.	25,000,000
Fire District # 1	
$1,500,000 Revenue refunding bonds dated November 19, 2014; due in annual installments of $15,000 - $100,000 through August 2035; interest at 1.5% - 4.25%.	1,370,000
$1,500,000 Revenue bonds dated April 7, 2011; due in annual installments of $195,000 - $235,000 through August 2018; interest at 2.98%.	235,000
Total public improvement bonds	109,268,000
General Obligation Bonds	
Library	
$9,220,000 Capital improvement refunding bonds dated October 1, 2012; due in annual installments of $120,000 - $570,000 through April 2035; interest at 2.00% - 3.25%.	8,255,000
Installment Purchase Agreement	
$156,158 of proceeds for the purchase of equipment, due in monthly installments of $4,479 through March 2018, interest at 2.09%.	13,390
Bond Premium, net of accumulated amortization	6,633,232
Accrued vacation leave	2,640,927
Net pension liability - See Note 10.	7,127,697
Net other post employment benefits obligation - See Note 12.	763,800
Total long-term debt – primary government	$ 134,702,046

(Continued)

NOTE 7 - LONG-TERM DEBT (CONTINUED)

DEBT OUTSTANDING - PRIMARY GOVERNMENT (CONTINUED)

Debt Service Requirements to Maturity

The annual debt service requirements to amortize outstanding long-term debt of the primary government's governmental-type activities at December 31, 2017 are as follows:

	Public Improvement Bonds		General Obligation Bond		Installment Purchase Agreement		Total	
Maturity	Principal	Interest	Principal	Interest	Principal	Interest	Principal	Interest
2018	$ 3,945,000	$ 4,188,825	$ 375,000	$ 214,956	$ 13,390	$ 47	$ 4,333,390	$ 4,403,828
2019	4,705,000	4,146,892	385,000	207,356	-	-	5,090,000	4,354,248
2020	4,895,000	3,955,016	385,000	199,656	-	-	5,280,000	4,154,672
2021	5,066,000	3,754,351	395,000	191,856	-	-	5,461,000	3,946,207
2022	5,276,000	3,570,443	400,000	183,506	-	-	5,676,000	3,753,949
2023-2027	29,786,000	14,339,836	2,175,000	765,354	-	-	31,961,000	15,105,190
2028-2032	15,490,000	9,226,658	2,475,000	455,125	-	-	17,965,000	9,681,783
2033-2037	18,460,000	6,039,831	1,665,000	82,144	-	-	20,125,000	6,121,975
2038-2042	12,140,000	3,110,848	-	-	-	-	12,140,000	3,110,848
2043-2047	9,505,000	878,478	-	-	-	-	9,505,000	878,478
Totals	$ 109,268,000	$ 53,211,178	$ 8,255,000	$ 2,299,953	$ 13,390	$ 47	$ 117,536,390	$ 55,511,178

Pledged Revenues

The public improvement bonds described above are secured by a pledge of sales tax revenues equal to the annual debt service of such debt. The bonds were issued for providing funds for capital improvements related to drainage, fire protection, and jail facilities. Excess sales tax revenues over debt service requirements are available for use as stipulated by the tax dedication and determined by the Parish. During 2017, the Parish received $49.4 million and $31.7 million in sales and use and ad valorem tax proceeds, respectively, with $2.6 million used to fund current principal retirement. Furthermore, the 2005 Fire District No. 1, 2011 Fire District No. 1, 2014 Fire District No. 1, 2007 East Ascension Drainage, and 2007 Jail bond issuances are secured by ad valorem taxes in addition to a sales tax pledge.

The Library bonds issued for the construction of library facilities are secured by ad valorem tax revenues received by the Library. The pledge of revenue expires in 2035 with an annual revenue commitment equal to annual principal retirement requirements ranging from $360,000 to $570,000. The Library collected $8.1 million in ad valorem revenues during 2017.

NOTE 7 - LONG-TERM DEBT (CONTINUED)

DEBT OUTSTANDING - PRIMARY GOVERNMENT (CONTINUED)

Bond Restrictions

Drainage Sales Tax Bonds

Under the terms of the indenture authorizing the issuance of Public Improvement (Drainage) Bonds - Series 2015, proceeds of the one-half percent drainage sales and use tax are pledged and dedicated for the establishment and maintenance of the following bond funds:

East Ascension Public Improvement and Refunding Bonds - Series ST 2015 - Sinking Fund to be used for the payment of the principal and interest on outstanding bonds as they become due and payable. Monthly payments are to be equal to the sum of one-sixth of interest falling due on the next interest payment date and one-twelfth of principal falling due on the next principal payment date.

West Ascension Public Improvement Bonds - Series 2015 - Sinking Fund to be used for the payment of the principal and interest on outstanding bonds as they become due and payable. Monthly payments are to be equal to the sum of one-sixth of interest falling due on the next interest payment date and one-twelfth of principal falling due on the next principal payment date.

Parish Sales Tax Bonds - Fire Protection Districts - Series 2011 and 2014

Under the terms of the indenture authorizing the issuance of Sales Tax Revenue Bonds - Series 2011 and Sales Tax Revenue Bonds - Series 2014, proceeds of the one-half percent Parish Sales and Use Tax are pledged and dedicated for the establishment and maintenance of the following bond fund:

Sales Tax Revenue Bond - Series 2011 and 2014 - Sinking Fund to be used for the payment of principal and interest on outstanding bonds as they are due and payable. Monthly payments are to be equal to the sum of one-sixth of interest falling due on the next interest payment date and one-twelfth of principal falling due on the next principal payment date.

Parish Sales Tax Bonds - Jail Improvements

Under the terms of the indenture authorizing the issuance of Sales Tax Revenue Bonds - Series 2015, proceeds of the one-half percent Parish Sales and Use Tax are pledged and dedicated for the establishment and maintenance of the following bond fund:

Sales Tax Revenue Refunding Bonds - Series 2015 to be used for the payment of principal and interest on outstanding bonds as they are due and payable. Monthly payments are to be equal to the sum of one-sixth of interest falling due on the next interest payment date and one-twelfth of principal falling due on the next principal payment date.

NOTE 7 - LONG-TERM DEBT (CONTINUED)

DEBT OUTSTANDING - PRIMARY GOVERNMENT (CONTINUED)

Parish Sales Tax Bonds – Road Improvements

Under the terms of the indenture authorizing the issuance of Sales Tax Revenue Bonds – Series 2017, proceeds of the one-half percent Parish Sales and Use Tax are pledges and dedicated for the establishment and maintenance of the following bond fund:

Sales Tax Revenue Bonds – Series 2017 (Move Ascension) to be used for the payment of principal and interest on outstanding bonds as they are due and payable. Monthly payments are to be equal to the sum of one-sixth of interest falling due on the next interest payment date and one-twelfth of principal falling due on the next principal payment date.

Community Development Authority Revenue Bonds - Library

Under the terms of the indenture authorizing the issuance of Community Development Authority Revenue Bonds - Series 2012, proceeds from all lawfully available funds are pledged and dedicated for the establishment and maintenance of the following bond funds:

Community Development Authority Revenue and Refunding Bonds - Series ST 2017 (Courthouse Construction Project) to be used for the payment of principal and interest on outstanding bonds as they are due and payable. Monthly payments are to be equal to the sum of one-sixth of interest falling due on the next interest payment date and one-twelfth of principal falling due on the next principal payment date.

Community Development Authority Revenue and Refunding Bonds - Series ST 2012 - Sinking Fund to be used for the payment of principal and interest on outstanding bonds as they become due and payable. Monthly payments are to be equal to the sum of one-sixth of interest falling due on the next interest payment date and one-twelfth of principal falling due on the next principal payment date. The Library remits amounts due for payment to the Council for repayment of these bonds on a monthly basis. The bonds were approved by and issued in the name of the Parish, and, as a result, the debt service expenditures and related liability are recorded in the Parish's financial statements, and not the separately issued financial statements of the Library.

Community Development Authority Revenue Bonds – Courthouse Project

Under the terms of the indenture authorizing the issuance of Community Development Authority Revenue Bonds - Series 2017, proceeds from all lawfully available funds are pledged and dedicated for the establishment and maintenance of the following bond funds:

Industrial Bond Issues

Long-term debt does not include Pollution Control Revenue Bonds, Industrial Revenue Bonds, Environmental Improvement Revenue Bonds and Solid Waste Disposal Revenue Bonds issued by industrial districts under the authority of the Parish. Obligations of the industrial districts are payable solely from the income derived from the industrial districts and do not bear the full faith and credit of the Parish.

NOTE 7 - LONG-TERM DEBT (CONTINUED)

DEBT OUTSTANDING - COMPONENT UNITS

A summary of long-term debt obligations for the component units are as follows:

Compensated absences:	
Ascension Parish Sheriff	$ 2,307,357
Ascension Parish Clerk of Court	78,645
Ascension Council on Aging, Inc.	36,556
Other post-employment benefits obligation:	
Ascension Parish Sheriff	6,710,950
Ascension Parish Clerk of Court	1,236,978
Ascension Parish Assessor	1,659,469
Net pension liability:	
Ascension Parish District Attorney	166,058
Ascension Parish Sheriff	19,639,368
Ascension Parish Clerk of Court	4,008,190
Ascension Parish Assessor	860,484
Ascension Parish Court	77,233
Ascension Parish Criminal Court	109,837
Ascension Consolidated Utilities District No. 1 (ACUD No.1)	31,989
Claims reserve:	
Ascension Parish Criminal Court	67,614
Capital lease obligations:	
Ascension Parish Communication District	527,287
Revenue bonds:	
Ascension Consolidated Utilities District No. 1 (ACUD No.1)	3,953,138
Plus: ACUD bond premiums	210,491
Total	$ 41,681,644

(Continued)

ACUD No. 1 has three water revenue bonds outstanding, as follows:

- $402,500 water revenue bond secured by a pledge and dedication of water revenue due in monthly installments of $1,847 through June 14, 2044, interest at 4.5% with $341,138 outstanding at December 31, 2017.
- $1,000,000 of revenue bonds secured by water revenues for construction and acquisition of improvements to the water distribution system. The bond issue consisted of $300,000 of Series 2010A and $700,000 of Series 2010B. The Series 2010A consisted of funds derived under the American Recovery and Reinvestment Act of 2009 and were deemed forgiven. The Series 2010B bonds have interest rates of 2.95% and mature between December 1, 2011 and December 1, 2030. As of December 31, 2017, the total outstanding of the 2010 revenue bonds was $492,000.
- $2,510,000 of serial bonds and $785,000 of term bonds for the purpose of advance refunding the Series 2007 bonds. The serial bonds carry interest rates from 2% to 4% and mature between December 1, 2017 and December 1, 2032. The term bonds carry an interest rate of 2% and mature between December 1, 2022 and December 1, 2025 with $3,120,000 outstanding at December 31, 2017.

NOTE 7 - LONG-TERM DEBT (CONTINUED)

DEBT OUTSTANDING - COMPONENT UNITS (CONTINUED)

Legal Debt Margin

Computation of the legal debt margin for general obligation bonds is as follows:

Ad valorem taxes - assessed valuation, 2017 tax rolls	$ 1,440,722,700
Debt limit: 10% of assessed valuation (for any one purpose)	144,072,270
Debt limit: 35% of assessed valuation (aggregate, all purposes)	504,252,945

NOTE 8 - DEFEASED DEBT

PRIOR YEAR DEFEASANCES

East Ascension Drainage Bonds

In 2015, East Ascension Drainage issued refunding bonds of $36,810,000 to partially defease its 2007 public improvement sales tax bonds. The proceeds were deposited in an escrow account to provide for all future debt service on the 2007 series bonds, until they are eligible for early redemption on June 1, 2017. As a result, a portion of the 2007 series bonds are considered defeased, and the Parish has removed the liability from its accounts.

As of December 31, 2016, the defeased debt outstanding but removed from the government-wide financial statements is $52,860,000.

Jail Bonds (Parish Sales Tax)

In 2015, the Parish issued refunding bonds of $7,117,000 to partially defease its 2007 public improvement sales tax bonds. The proceeds were deposited in an escrow account to provide for all future debt service on the 2007 series bonds, until they are eligible for early redemption on December 1, 2018. As a result, a portion of the 2007 series bonds are considered defeased, and the Parish has removed the liability from its accounts.

As of December 31, 2017, the defeased debt outstanding but removed from the government-wide financial statements is $6,195,000.

COMPONENT UNITS

During 2016, ACUD #1 issued refunding bonds of $3,295,000 to defease its Series 2007 - Sales Tax Revenue Bonds. The proceeds were deposited in an escrow account to provide future deb service on the 2007 revenue bonds until they are called on December 1, 2017. As a result, the 2007 revenue bonds are considered defeased, and ACUD #1 has removed the related liability from its accounts.

As of December 31, 2017, the amount of defeased debt outstanding but removed from the statement of net position related to the Series 2007 - Sales Tax Revenue Bonds is $3,545,000.

NOTE 9 - DEDICATED REVENUE

Parish Sales Tax - Primary Government

The Parish levied a one percent sales and use tax for the purpose of funding activities of the Parish. The Council participates in centralized sales tax administration for all governmental units of the Parish. The proceeds of the tax, after paying reasonable and necessary expenses of administration, were committed by the Parish for 2017, as follows:

1. Sales Tax No. 1 Bond Sinking Fund, Families in Need of Services (FINS), and 10 percent of net sales tax collections to be used for recreational operations and facilities,
2. Amounts appropriated through the budget process required by the General Fund and Road and Bridge, ACUD #1 Fund, and Parish Utilities of Ascension Fund for basic services.
3. To the extent that the resulting revenues exceed expenditures and transfers after an adequate fund balance is equal to 6 months of expenditures is maintained, such excess will be transferred 100 percent to ACUD No. 2.

Consistent with the voter approved dedication of the parish sales and use tax, transfers from the Sales Tax Fund are being used to retire Public Improvement Sales Tax Bonds, Series 2001 and Jail Revenue Refunding Bonds, Series 2015. See Note 7.

Restricted Sales Tax

In 1984, the voters of East Ascension Drainage District No. 1 approved a one-half of one percent sales and use tax for the Drainage District. The proceeds of the sales tax are dedicated to drainage projects, to include the retirement of the Public Improvement Bonds - Series ST 2007 Bonds, Revenue Refunding Bonds Series 2015 and Revenue Bonds Series 2015. See Note 7.

In 1994, the voters of Ascension Parish approved a one-half of one percent sales and use tax dedicated to road maintenance and construction (2/3 of proceeds) and fire protection districts (1/3 of proceeds) to include the retirement of the Public Improvement Sales Tax Bonds, Series - 2009. See Note 7. The 1/3 proceeds are shared as follows: Fire Protection District No. 1 (65%), Fire Protection District No. 2 (13%) and Fire Protection District No. 3 (22%).

NOTE 10 - PENSION PLAN

The Parish is a participating employer in several cost-sharing designed benefit pension plans. These plans are administered by eight public employee retirement systems, the Louisiana State Employees' Retirement System (LASERS), the Parochial Employees' Retirement System of Louisiana (PERS), the Firefighters' Retirement System (FRS), the District Attorneys' Retirement System (DARS), the Registrar of Voters Employees' Retirement System (ROVERS), the Louisiana Sheriffs' Pension and Relief Fund, the Louisiana Assessor's Retirement Fund, and the Louisiana Clerks' of Court Retirement and Relief Fund. Article X, Section 29(F) of the Louisiana Constitution of 1974 assigns the authority to establish and amend benefit provisions of these plans to the State Legislature. Each system is administered by a separate board of trustees.

Each of the Systems issues an annually publicly available financial report that includes financial statements and require supplementary information for the System. These reports may be obtained by writing, calling, or downloading the reports as follows:

LASERS:
8401 United Plaza Blvd.
Baton Rouge, LA 70809
(225) 922-0600
www.lasersonline.org

PERS:
7905 Wrenwood Blvd.
Baton Rouge, LA 70809
(225) 928-1361
www.persla.org

FRS:
3100 Brentwood Drive
Baton Rouge, LA 70809
(225) 925-4060
www.lafirefightersret.com

ROVERS:
P.O. Box 57
Jennings, LA 70546
(800) 510-8515
www.larovers.com

DARS:
1645 Nicholson Drive
Baton Rouge, LA 70802
(225) 383-2227
www.ladars.org

Plan Descriptions:

Louisiana State Employees' Retirement System (LASERS)

The Louisiana State Employees' Retirement System (LASERS) is the administrator of a cost-sharing multiple-employer defined benefit pension plan established by Section 401 of Title 11 of the Louisiana Revised Statutes (La. R.S. 11:401) to provide retirement allowances and other benefits to eligible state officers, employees, and their beneficiaries.

NOTE 10 - PENSION PLAN (CONTINUED)

Plan Descriptions: (continued)

Parochial Employees' Retirement System of Louisiana (PERS)

The Parochial Employees' Retirement System of Louisiana (PERS) is a cost-sharing multiple-employer defined benefit pension plan established by Act 205 of the 1952 regular session of the Legislature of the State of Louisiana to provide retirement benefits to all employees of any parish in the state of Louisiana or any governing body or a parish which employs and pays persons serving the parish.

Act 765 of the year 1979, established by the Legislature of the State of Louisiana, revised PERS to create Plan A and Plan B to replace the "regular plan" and the "supplemental plan". Plan A was designated for employers out of Social Security. Plan B was designated for those employers that remained in Social Security on the revision date.

PERS is governed by Louisiana Revised Statutes, Title 11, Sections 1901 through 2025, specifically, and other general laws of the State of Louisiana.

Firefighters' Retirement System (FRS)

The Firefighters' Retirement System (FRS) is a cost-sharing multiple-employer defined benefit pension plan established by Act 434 of 1979 to provide retirement, disability and survivor benefits to firefighters in Louisiana.

Registrar of Voters Employees' Retirement System (ROVERS)

The Registrar of Voters Employees' Retirement System of Louisiana (ROVERS) is a cost-sharing multiple-employer defined benefit pension plan established in accordance with Act 215 of 1954, under Revised Statute 11:2032 to provide retirement allowances and other benefits for registrars of voters, their deputies, and their permanent employees in each parish of the State of Louisiana.

District Attorneys' Retirement System (DARS)

The District Attorneys' Retirement System (System) was created on August 1, 1956, by Act 56 of the 1956 session of the Louisiana Legislature, for the purpose of providing allowances and other benefits for district attorneys and their assistants in each parish. The fund is administered by a Board of Trustees. Benefits, including normal retirement, early retirement, disability retirement and death benefit, are provided as specified in the plan.

NOTE 10 - PENSION PLAN (CONTINUED)

Funding Policy

Article X, Section 29(E)(2)(a) of the Louisiana Constitution of 1974 assigns the Legislature the authority to determine employee contributions. Employer contributions are actuarially determined using statutorily established methods on an annual basis and are constitutionally required to cover the employer's portion of the normal cost and provide for the amortization of the unfunded accrued liability. Employer contributions are adopted by the Legislature annually upon recommendation of the Public Retirement Systems' Actuarial Committee (PRSAC).

Employer contribution rates to the plans are required and actuarially determined for PERS, FRS, ROVERS, and DARS. Employer contribution rate to the plan LASERS is established annually under La. R.S. 11:101-11:104 by the PRSAC. The contribution rates in effect for the year ended December 31, 2017, for the Parish and Parish-administered funds and covered employees were as follows:

Plan	Parish	Employees
LASERS		
Judges hired before January 1, 2011	38.00%	11.50%
Judges hired on or after January 1, 2011	36.70%	13.00%
Judges hired on or after July 1, 2015	36.70%	13.00%
PERS (Plan B)	8.00%	3.00%
FRS		
Members above poverty line	25.25%	10.00%
Members below poverty line	27.25%	8.00%
ROVERS	17.00%	7.00%
DARS	0.00%	8.00%

The contributions made to the Plans for the past three fiscal years were as followed:

Plan	2017	2016	2015
LASERS	$ 17,000	$ 11,000	$ 2,800
PERS (Plan B)	1,775,400	1,681,400	1,716,350
FRS	509,400	428,500	363,000
ROVERS	16,400	18,900	20,800
DARS	6,700	1,800	4,400
	$ 2,324,900	$ 2,141,600	$ 2,107,350

NOTE 10 - PENSION PLAN (CONTINUED)

Pension Liabilities, Pension Expense, Deferred Outflows of Resources, and Deferred Inflows of Resources Related to Pensions

The following schedule lists the Parish's primary government and component units' proportionate share of the net pension liability allocated by each of the pension plans for based on the measurement dates. The Parish uses this measurement to record its net pension liability and associated amounts as of December 31, 2017 in accordance with GASB Statement 68. The schedule also includes the proportionate share allocation rate used at the measurement date of each plan, along with the change compared prior year rates. The Parish's proportion of the net pension liability was based on a projection of the Agency's long-term share of contributions to the pension plan relative to the projected contributions of all participating employers, actuarially determined.

	Net Pension Liability at December 31, 2017	Current Measurement Rate	Previous Measurement Rate	Increase (Decrease)
PERS (Plan B)	$ 2,575,115	21.1400%	20.1023%	1.0377%
FRS	4,372,692	0.7629%	0.6530%	0.1099%
ROVERS	142,590	0.6496%	0.6477%	0.0019%
DARS	37,300	0.1383%	0.1399%	-0.0016%
	7,127,697	Total - primary government		
PERS (Plan B) (1)	171,124			
LASERS (1)	179,068			
	24,674,101	Amounts reported in component units audited by other auditors		
	25,024,293	Total - component units		
	$ 32,151,990	Total		

(1) Amounts reported in component units under council administration

(Continued)

NOTE 10 - PENSION PLAN (CONTINUED)

Pension Liabilities, Pension Expense, Deferred Outflows of Resources, and Deferred Inflows of Resources Related to Pensions (Continued)

The following schedule lists each pension plan's recognized pension expense (benefit) for the primary government and council-administered component units of the Parish for the year ended December 31, 2017. Details regarding pension expense for component units audited by other auditors can be found in the separately issued financial statements of each respective component unit.

	Total
Louisiana State Employees Retirement System	$ (1,012)
Parochial Employees' Retirement System of Louisiana (Plan B)	964,725
Firefighters' Retirement System	513,615
Registrar of Voters Employees' Retirement System	7,808
District Attorneys' Retirement System	6,899
	$ 1,492,035

Summary totals of deferred outflows of resources for the primary government by pension plan:

Deferred Outflows of Resources:	FRS	PERS	ROVERS
Differences between expected and actual experience	$ -	$ -	$ -
Changes of assumptions	182,889	307,133	13,698
Net difference between projected and actual earnings on pension plan investments	1,243,687	2,570,899	16,039
Changes in proportion and differences between Employer contributions and proportionate share of contributions	376,176	4,953	361
Differences between allocated and actual contributions	-	-	-
Employer contributions subsequent to the measurement date	270,548	1,663,705	7,562
Total	$ 2,073,300	$ 4,546,690	$ 37,660

Deferred Outflows of Resources:	DARS	Total
Differences between expected and actual experience	$ -	$ -
Changes of assumptions	16,723	520,443
Net difference between projected and actual earnings on pension plan investments	14,969	3,845,594
Changes in proportion and differences between Employer contributions and proportionate share of contributions	2,793	384,283
Differences between allocated and actual contributions	-	-
Employer contributions subsequent to the measurement date	3,330	1,945,145
Total	$ 37,815	$ 6,695,465

NOTE 10 - PENSION PLAN (CONTINUED)

Pension Liabilities, Pension Expense, Deferred Outflows of Resources, and Deferred Inflows of Resources Related to Pensions (Continued)

Summary totals of deferred inflows of resources for the primary government by pension plan:

Deferred Inflows of Resources:	FRS	PERS	ROVERS
Differences between expected and actual experience	$ 243,851	$ 735,018	$ 26,510
Changes of assumptions	1,043	-	4,609
Net difference between projected and actual earnings on pension plan investments	-	-	-
Changes in proportion and differences between Employer contributions and proportionate share of contributions	-	8,139	2,196
Differences between allocated and actual contributions	106,775	17,219	4,524
Employer contributions subsequent to the measurement date	-	-	-
Total	$ 351,669	$ 760,376	$ 37,839

Deferred Inflows of Resources:	DARS	Total
Differences between expected and actual experience	$ 9,806	$ 1,015,185
Changes of assumptions	4,402	10,054
Net difference between projected and actual earnings on pension plan investments	-	-
Changes in proportion and differences between Employer contributions and proportionate share of contributions	1,985	12,320
Differences between allocated and actual contributions	(1,382)	127,136
Employer contributions subsequent to the measurement date	-	-
Total	$ 14,811	$ 1,164,695

(Continued)

NOTE 10 - PENSION PLAN (CONTINUED)

Pension Liabilities, Pension Expense, Deferred Outflows of Resources, and Deferred Inflows of Resources Related to Pensions (Continued)

Summary totals of deferred outflows and deferred inflows of resources for discretely presented component units:

Deferred Outflows of Resources:	LASERS	PERS
Differences between expected and actual experience	$ -	$ -
Changes of assumptions	709	20,410
Net difference between projected and actual earnings on pension plan investments	5,823	170,844
Changes in proportion and differences between Employer contributions and proportionate share of contributions	7,339	60
Differences between allocated and actual contributions	-	-
Employer contributions subsequent to the measurement date	8,860	111,669
Total	$ 22,731	$ 302,983

Deferred Outflows of Resources (continued):	Separately issued reports (1)	Total
Differences between expected and actual experience	$ 100,521	$ 100,521
Changes of assumptions	1,992,834	2,013,953
Net difference between projected and actual earnings on pension plan investments	5,997,765	6,174,432
Changes in proportion and differences between Employer contributions and proportionate share of contributions	689,723	697,122
Differences between allocated and actual contributions	-	-
Employer contributions subsequent to the measurement date	3,452,485	3,573,014
Total	$ 12,233,328	$ 12,559,042

(1) These plans are audited by other auditors and are not under council administration. Information for individual component units can be found in separately issued financial statements referenced in Note 1 to the financial statements.

NOTE 10 - PENSION PLAN (CONTINUED)

Pension Liabilities, Pension Expense, Deferred Outflows of Resources, and Deferred Inflows of Resources Related to Pensions (Continued)

Deferred Inflows of Resources:	LASERS	PERS
Differences between expected and actual experience	$ 3,286	$ 48,844
Changes of assumptions	-	-
Net difference between projected and actual earnings on pension plan investments	-	-
Changes in proportion and differences between Employer contributions and proportionate share of contributions	4,703	420
Differences between allocated and actual contributions	-	1,308
Employer contributions subsequent to the measurement date	-	-
Total	$ 7,989	$ 50,573

Deferred Inflows of Resources (continued):	Separately issued reports (1)	Total
Differences between expected and actual experience	$ 2,352,039	$ 2,404,169
Changes of assumptions	36,820	36,820
Net difference between projected and actual earnings on pension plan investments	-	-
Changes in proportion and differences between Employer contributions and proportionate share of contributions	56,542	61,666
Differences between allocated and actual contributions	259	1,567
Employer contributions subsequent to the measurement date	-	-
Total	$ 2,445,660	$ 2,504,222

(1) These plans are audited by other auditors and are not under council administration. Information for individual component units can be found in separately issued financial statements referenced in Note 1 to the financial statements.

NOTE 10 - PENSION PLAN (CONTINUED)

Pension Liabilities, Pension Expense, Deferred Outflows of Resources, and Deferred Inflows of Resources Related to Pensions (Continued)

The Parish's primary government and council-administered component units reported a total of $2,065,674 as deferred outflow of resources related to pension contributions made subsequent to the measurement period based on the measurement data, which will be recognized as a reduction in net pension liability of the Parish in the year ended December 31, 2018. The following schedule lists the pension contributions made subsequent to the measurement period for each pension plan:

	Subsequent Contributions
Louisiana State Employees Retirement System	$ 8,860
Parochial Employees' Retirement Systems (Plan B)	1,775,374
Firefighters' Retirement System	270,548
Registrar of Voters Employees' Retirement System	7,562
District Attorney Retirement System	3,330
	$ 2,065,674

Other amounts reported as deferred outflows of resources and deferred inflows of resources related to pensions, excluding amounts reported by other auditors, will be recognized in pension expense as follows:

Year	LASERS	PERS	FRS	ROVERS	DARS	Total
2018	$ -	$ 748,682	$ 418,848	$ (3,102)	$ 1,102	$ 1,165,530
2019	7,153	936,017	494,175	2,786	8,470	1,448,602
2020	2,330	655,911	327,280	(529)	4,813	989,805
2021	(3,601)	(77,260)	(18,552)	(6,896)	1,135	(105,174)
2022	-	-	138,048	-	1,825	139,873
2023	-	-	91,284	-	2,328	93,612
	$ 5,882	$2,263,350	$1,451,083	$ (7,741)	$ 19,674	$ 3,732,248

NOTE 10 - PENSION PLAN (CONTINUED)

Actuarial Assumptions

A summary of the actuarial methods and assumptions used in determining the total pension liability for each pension plan as of December 31, 2017:

	Measurement/ Valuation Date	Expected Remaining Serivice Lives	Investment Rate of Return
LASERS	June 30, 2017	3 years	7.70% net of investment expenses
PERS (Plan B)	December 31, 2016	4 years	7.00% net of investment expenses
FRS	June 30, 2017	7 years	7.40% net of fees
ROVERS	June 30, 2017	5 years	6.75% net of investment expenses
DARS	June 30, 2017	7 Years	6.75% net of investment expenses

Mortality:

LASERS

Non-disabled members - Mortality rates based on the RP-2000 Combined Healthy Mortality Table with mortality improvement projected to 2015.

Disabled members - Mortality rates based on the RP-2000 Disabled Retiree Mortality Table, with no projection for mortality improvement.

PERS (Plan B)

RP-2000 Employee Sex Distinct Tables were selected for employees. RP-2000 Healthy Annuitant Sex Distinct Tables were selected for annuitants and beneficiaries. RP-2000 Disabled Lives Mortality Table was selected for disabled annuitants.

FRS

The mortality rate assumption used was set based upon an experience study performed on plan data for the period July 1, 2009 through June 30, 2014. The data was then assigned credibility weighting and combined with a standard table to produce current levels of mortality. This mortality was then projected forward to a period equivalent to the estimated duration of the System's liabilities. Annuity values calculated based on this mortality were compared to those produced by using a set-back of standard tables. The result of the procedure indicated that the tables used would produce liability values approximating the appropriate generational mortality tables.

NOTE 10 - PENSION PLAN (CONTINUED)

Actuarial Assumptions (Continued)

ROVERS

RP-2000 Combined Healthy Mortality Table for active members, healthy annuitants and beneficiaries. RP-2000 Disabled Lives Mortality Table for disabled annuitants.

DARS

The RP 2000 Combined Healthy with White Collar Adjustment Sex Distinct Tables (setback 1 year for females) projected to 2032 using Scale AA were selected for employee, annuitant, and beneficiary mortality. The RP 2000 Disabled Lives Mortality Table set back 5 years for males and set back 3 years for females was selected for disable annuitants. Setbacks in these tables were used to approximate mortality improvement.

Salary Increases:

LASERS

Salary increases were projected based on a 2009-2013 experience study of the System's members. The salary increase range applicable to the Parish's employees has a lower range of 3.0% and upper range of 5.5%.

Salary Increases (Continued):

PERS (Plan B)

Plan B - 5.25% (2.75% Merit; 2.50% Inflation).

FRS

Vary from 15.0% in the first two years of service to 4.75% after 25 years.

ROVERS

6.0% (2.50% Inflation; 3.50% Merit).

DARS

5.50% (2.50% Inflation; 3.00% Merit).

NOTE 10 - PENSION PLAN (CONTINUED)

Actuarial Assumptions (Continued)

Cost of Living Adjustments:

LASERS

The present value of future retirement benefits is based on benefits currently being paid by the System and includes previously granted cost of living increases. The projected benefit payments do not include provisions for potential future increases not yet authorized by the Board of Trustees as they were deemed not to be substantively automatic.

PERS (Plan B)

The present value of future retirement benefits is based on benefits currently being paid by the System and includes previously granted cost of living increases. The present values do not include provisions for potential future increase not yet authorized by the Board of Trustees.

FRS

Only those previously granted.

ROVERS

The present value of future retirement benefits is based on benefits currently being paid by the System and includes previously granted cost of living increases. The present values do not include provisions for potential future increases not yet authorized by the Board of Trustees as they were deemed not to be substantively automatic.

DARS

Only those previously granted.

(Continued)

NOTE 10 - PENSION PLAN (CONTINUED)

Actuarial Assumptions (Continued)

The following table provides a summary of the best estimates of arithmetic geometric real rates of return for each major asset class included in each of the Systems' target asset allocations as of December 31, 2017:

	Target Allocation				
Asset Class	LASERS	PERS	FRS	ROVERS	DARS
Equity	57.00%	52.00%	57.00%	55.00%	61.72%
Fixed Income	14.00%	35.00%	23.00%	30.00%	28.95%
Alternative	22.00%	11.00%	10.00%	5.00%	8.85%
Other	7.00%	2.00%	10.00%	10.00%	0.48%
Totals	100.00%	100.00%	100.00%	100.00%	100.00%

	Expected Portfolio Real Rate of Return				
Asset Class	LASERS	PERS	FRS	ROVERS	DARS
Equity	9.66%	3.63%	6.82%	4.28%	11.31%
Fixed Income	4.22%	1.24%	2.04%	0.85%	6.84%
Alternative	0.74%	0.67%	6.68%	0.31%	10.50%
Other	2.60%	0.12%	4.60%	0.45%	0.05%
Totals	5.44%	5.66%	5.54%	5.89%	6.56%
Inflation	3.25%	2.00%	2.75%	2.50%	2.50%
Expected Nominal Return	8.69%	7.66%	8.29%	8.39%	9.06%

Discount Rate

The projection of cash flows used to determine the discount rate assumed that plan member contributions will be made at the current contribution rate and that sponsor contributions will be made at rates equal to the difference between actuarially determined contribution rates and the member rate. Based on those assumptions, each of the pension plan's fiduciary net position was projected to be available to make all projected future benefit payments of current plan members. Therefore, the long-term expected rate of return on pension plan investments was applied to all periods of projected benefit payments to determine the total pension liability. The discount rates used for each respective plan is displayed in the Sensitivity of the Employer's Proportionate Share of the Net Pension Liability to Changes in the Discount Rate table.

NOTE 10 - PENSION PLAN (CONTINUED)

Sensitivity of the Employer's Proportionate Share of the Net Pension Liability to Changes in the Discount Rate

The following table presents the Parish's primary government and council-administered component units' proportionate share of the Net Pension Liability (NPL) using the discount rate of each System as well as what the Parish's proportionate share of the NPL would be if it were calculated using a discount rate that is one percentage-point lower or one percentage-point higher than the current rate used by each of the Systems:

	1% Decrease	Current Rate	1% Increase
LASERS			
Discount Rates	6.70%	7.70%	8.70%
Share of Net Pension Liability	$ 224,799	$ 179,068	$ 140,185
PERS			
Discount Rates	6.00%	7.00%	8.00%
Share of Net Pension Liability	$ 10,440,492	$ 2,746,239	$ (3,748,778)
FRS			
Discount Rates	6.40%	7.40%	8.40%
Share of Net Pension Liability	$ 6,283,362	$ 4,372,692	$ 2,766,464
ROVERS			
Discount Rates	5.75%	6.75%	7.75%
Share of Net Pension Liability	$ 217,945	$ 142,590	$ 77,734
DARS			
Discount Rates	5.75%	6.75%	7.75%
Share of Net Pension Liability	$ 106,588	$ 37,300	$ (21,579)

NOTE 11 - DEFERRED COMPENSATION PLAN

The Parish offers its employees a deferred compensation plan (the Plan) created in accordance with Internal Revenue Code Section 457. The Plan is administered by Nationwide Retirement Solutions, Inc. (Nationwide). The Plan, available to all Parish employees, permits them to defer a portion of their salary to future years. Participation in the Plan is optional. The deferred compensation is not available to employees until termination, retirement, death, or an unforeseeable emergency. In accordance with the amended provisions of the Internal Revenue Code, all amounts deferred under the Plan, all property and rights purchased with those amounts, and all income attributable to those amounts, property or rights are solely the property and rights of the participants and their beneficiaries. As required, the Parish established a custodial account with a third party administrator who will hold the assets and income of the Plan.

As of December 31, 2017, assets totaling $4,039,000 are held by Nationwide under agreement with the Parish. The Parish has implemented GASB Statement No. 32, *Accounting and Financial Reporting for Internal Revenue Code Section 457 Deferred Compensation Plans.* Under this statement, governments who have no responsibility for the plan and are not formally considered the plan's trustee are not required to report the plan in its financial statements. Since the Parish plan is held in a custodial account with a third party administrator, the assets and liabilities are not presented in the Parish's financial statements.

NOTE 12 - OTHER POSTEMPLOYMENT BENEFITS

Plan Description

Upon retirement, employees of the Parish may voluntarily participate in the Parish's health and dental insurance postemployment benefit, a single-employer defined benefit plan over which the Council has authority to establish and amend benefit plan provisions. The Parish pays 50% of the premium cost for the retired employee only; the retired employee pays the remaining 50% and 100% of the cost to insure any dependents. The Parish ceases to pay any cost once retired employees reach age 65 and become eligible for medical benefits from Medicare. Employees of the Parish include the employees of the primary government as well as the Criminal Court and Parish Court, which are discretely presented component units.

Contribution Rates

Employees do not contribute to their post-employment benefits costs until they become retirees and begin receiving those benefits. The plan provisions and contribution rates are contained in the official plan documents.

Funding Policy

The Parish recognizes the cost of providing post-employment medical benefits (Parish's portion of the retiree medical benefit premiums) as an expense when the benefit premiums were due and thus financed the cost of the post-employment benefits on a pay-as-you-go basis. The other postemployment benefits liability is typically liquidated through the General Fund. During 2017, the Parish's portion of health care funding cost for retired employees totaled $46,465. These amounts were applied toward the net other postemployment benefit obligation (OPEB).

NOTE 12 - OTHER POSTEMPLOYMENT BENEFITS (CONTINUED)

Annual Required Contribution

The Parish's Annual Required Contribution (ARC) is an amount actuarially determined in accordance with GASB Codification Section P50. The ARC is the sum of the normal cost plus the contribution to amortize the unfunded actuarial accrued liability (UAAL). A level dollar, open amortization period of 30 years, the maximum amortization period allowed by GASB Codification Section P50, has been used for the postemployment benefits. The total ARC for 2017 is $111,000 for medical and dental, as set forth below:

	Medical and Dental
Normal Cost	$ 49,843
Amortization of 30-year unfunded actuarial liability	61,605
Annual required contribution	$ 111,448

Net Postemployment Benefit Obligation

The table below presents the Parish's net OPEB obligation as of December 31, 2017:

	Medical and Dental
Beginning net OPEB obligation	$ 711,502
Annual required contribution	111,448
Interest on net OPEB obligation	28,461
Adjustment to catch up on 30-yr amortization	(41,146)
Annual OPEB cost	98,763
Current year retiree premiums paid	(46,465)
Net increase in OPEB obligation	52,298
Ending net OPEB obligation	$ 763,800

The following table presents the Parish's annual OPEB cost, percentage of the cost contributed, and the net unfunded OPEB liability for each of the three most recent fiscal years:

Fiscal Year	Annual OPEB Cost	Contribution Made	Annual Cost Contributed	Net OPEB Obligation
2015	$ 121,541	$ 44,174	36%	$ 659,115
2016	95,410	43,023	45%	711,502
2017	98,763	46,465	47%	763,800

NOTE 12 - OTHER POSTEMPLOYMENT BENEFITS (CONTINUED)

Funded Status and Funding Progress

During 2017, the Parish did not make contributions to its postemployment benefits plan. The plan was not funded, has no assets, and hence has a funded ratio of zero. As of January 1, 2016, the most recent actuarial valuation, the actuarial accrued liability (AAL) was $1,107,961, which is defined as that portion, as determined by a particular actuarial cost method (projected unit credit cost method), of the actuarial present value of postemployment plan benefits and expenses which is not provided by normal cost. Since the plan has not been funded since inception, the actuarial accrued liability of $1,107,961 was considered unfunded. Exhibit B-4 is the Schedule of Funding Progress, which presents information about the actuarial value of plan assets and the actuarial accrued liability for benefits.

	Medical and Dental
Actuarial accrued liability (AAL)	$ 1,107,961
Actuarial value of plan assets	-
Unfunded actuarial accrued liabillity (UAAL)	$ 1,107,961
Funded Ratio (Act. Val. Assets/AAL)	0%
Covered payroll	$ 22,438,502
UAAL as a percentage of covered payroll	4.94%

Actuarial Methods and Assumptions

Actuarial valuations involve estimates of the value of reported amounts and assumptions about the probability of events in the future. The actuarial valuation for postemployment benefits includes estimates and assumptions regarding (1) turnover rate; (2) retirement rate; (3) health care cost trend rate; (4) mortality rate; (5) discount rate (investment return assumption); and (6) the period to which the costs apply (past, current, or future years of service by employees). Actuarially determined amounts are subject to continual revision as actual results are compared to past expectations and new estimates are made about the future.

The actuarial calculations are based on the types of benefits provided under the terms of the substantive plan (the plan as understood by the Parish and its employee plan members) at the time of the valuation and on the pattern of sharing costs between the Parish and its plan members to that point. The projection of benefits for financial reporting purposes does not explicitly incorporate the potential effects of legal or contractual funding limitations on the pattern of cost sharing between the Parish and plan members in the future. Consistent with the long-term perspective of actuarial calculations, the actuarial methods and assumptions used include techniques that are designed to reduce short-term volatility in actuarial liabilities and the actuarial value of assets.

Actuarial Cost Method

The ARC is determined using the Projected Unit Credit Cost Method. The employer portion of the cost for retiree medical care in each future year is determined by projecting the current cost levels using the healthcare cost trend rate and discounting this projected amount to the valuation date using the other described pertinent actuarial assumptions, including the investment return assumption (discount rate), mortality, and turnover.

NOTE 12 - OTHER POSTEMPLOYMENT BENEFITS (CONTINUED)

Actuarial Value of Plan Assets

There are no plan assets. It is anticipated that in future valuations, should funding take place, a smoothed market value consistent with Actuarial Standards Board ASOP 6, as provided in paragraph number 125 of GASB Codification Section P50 will ensue.

Turnover Rate

An age-related turnover scale based on actual experience as described by administrative staff has been used. The rates, when applied to the active employee census, produce an annual turnover of approximately 10%. Based on past experience, the actuarial expectation is that 50% of retirees decline medical and dental coverage upon retirement. The rates for each age are below:

Age	Percent Turnover
18-25	20%
26-40	14%
41-54	9%
55+	6%

Postemployment Benefit Plan Eligibility Requirements

Based on past experience, it has been assumed that entitlement to benefits will commence three years after eligibility to enter the Deferred Retirement Option Plan (D.R.O.P.), as described above under "Plan Description". Medical benefits are provided to employees upon actual retirement. Most employees are covered by the Parochial Employees' Retirement System of Louisiana, whose retirement eligibility (D.R.O.P. entry) provisions are as follows: 30 years of service at any age; age 55 and 25 years of service; age 60 and 10 years of service; or, age 65 and 7 years of service. For employees hired on and after January 1, 2007, retirement eligibility (D.R.O.P. entry) provisions are as follows: age 55 and 30 years of service; age 62 and 10 years of service; or, age 67 and 7 years of service. For the few employees not covered by that system, the same retirement eligibility has been assumed. Firefighters are not covered for retiree medical and dental benefits.

Dental insurance coverage is provided to retirees. The employer pays 50% of the cost of the dental insurance for the retiree only, not for dependents. We have used the unblended rates provided. All of the assumptions used for the valuation of the medical benefits have been used for dental insurance except for the trend assumption; zero trend was used for dental insurance.

Investment Return Assumption (Discount Rate)

GASB Codification Section P50 states that the investment return assumption should be the estimated long-term investment yield on the investments that are expected to be used to finance the payment of benefits (that is, for a plan which is funded). Based on the assumption that the ARC will not be funded, a 4% annual investment return has been used in this valuation.

Health Care Cost Trend Rate

The expected rate of increase in medical cost is based on a graded schedule beginning with 8% annually, reducing to an ultimate annual rate of 5% for ten years and beyond.

NOTE 12 - OTHER POSTEMPLOYMENT BENEFITS (CONTINUED)

Mortality Rate

The 1994 Group Annuity Reserving (94GAR) table, projected to 2002, based on a fixed blend of 50% of the unloaded male mortality rates and 50% of the unloaded female mortality rates, is used. A recently published mortality table has been used in determining the value of accrued benefits in defined benefit pension plans. Projected future mortality improvement has not been used since this table contains sufficiently conservative margin for the population involved in this valuation.

Method of Determining Value of Benefits

The "value of benefits" has been assumed to be the portion of the premium after retirement date expected to be paid by the employer for each retiree and has been used as the basis for calculating the actuarial present value of OPEB benefits to be paid. The employer pays 50% of the cost of the medical and dental insurance for the retirees only (not dependents) until age 65. The rates provided applicable before age 65 are "blended" rates. Since GASB Codification Section P50 mandates that "unblended" rates be used, the estimate "unblended" rates for two broad groups have been used: active and retired before Medicare eligibility. It has been assumed that the retiree rate before Medicare eligibility is 130% of the blended rate.

Inflation Rate

Included in the Investment Return Assumption and the Healthcare Cost Trend rates above is an implicit inflation assumption of 2.50% annually.

Projected Salary Increases

This assumption is not applicable since neither the benefit structure nor the valuation methodology involves salary.

Post-Retirement Benefit Increases

The plan benefit provisions in effect for retirees as of the valuation date have been used and it has been assumed for valuation purposes that there will not be any changes in the future.

(Continued)

NOTE 13 - INTERFUND TRANSACTIONS

Interfund Receivable and Payable Balances

Interfund receivable and payable balances generally represents short-term borrowing between funds and pooled cash activity across funds. The General Fund payable to the East Ascension Drainage Fund represents prior advances that will be reimbursed to East Ascension Drainage Fund when grant funds are received. The remaining General Fund payables relate to sales and use taxes receivable that will be remitted to other funds when received.

Individual Fund	Receivable	Payable
Governmental-type activities:		
General Fund:		
East Ascension Drainage Fund	$ -	$ 117,437
Road and Bridge Fund		692,333
Road Project Fund	-	615,747
Nonmajor governmental funds	4,826	307,874
Internal service funds	-	-
Total General Fund	4,826	1,733,391
East Ascension Drainage Fund:		
General Fund	117,437	-
Road and Bridge Fund:		
General Fund	692,333	-
Road Project Fund:		
General Fund	615,747	-
Nonmajor Governmental Funds:		
General Fund	307,874	4,826
Total governmental-type activities	$ 1,738,217	$ 1,738,217

(Continued)

NOTE 13 - INTERFUND TRANSACTIONS (CONTINUED)

Interfund Transfers

The interfund transfers of the primary government at December 31, 2017 were as follows:

Individual Fund	Transfer In	Transfer Out
Governmental-type activities:		
General Fund:		
Nonmajor governmental funds	$ 146,000	$ 5,115,733
Road and Bridge Fund	-	8,375,000
Utilities Fund	-	6,750,000
Parish Utilities of Ascension	-	200,000
Total General Fund	146,000	20,440,733
East Ascension Drainage Fund:		
East Ascension Drainage Project Fund	-	750,000
Nonmajor governmental funds	786,299	4,034,904
Total East Ascension Drainage Fund	786,299	4,784,904
Road and Bridge Fund		
General Fund	8,375,000	-
Nonmajor governmental funds	578,799	87,247
Total Road and Bridge Fund	8,953,799	87,247
Move Ascension Construction		
Road Project Fund	13,000,000	-
East Ascension Drainage Project Fund:		
East Ascension Drainage Fund	750,000	-
Road Project Fund:		
Move Ascension Construction	-	13,000,000
Nonmajor governmental funds	-	738,500
Total Road Project	-	13,738,500
Nonmajor Governmental Funds:		
General Fund	5,115,733	-
Road and Bridge Fund	87,247	-
East Ascension Drainage Fund	4,034,904	-
Road Project Fund	738,500	-
Nonmajor governmental funds	6,094,350	6,094,350
Internal service funds	620,000	-
Utilities Fund	2,000,000	-
Total Nonmajor Governmental Funds:	18,690,734	6,094,350

(Continued)

NOTE 13 - INTERFUND TRANSACTIONS (CONTINUED)

Interfund Transfers (Continued)

Individual Fund	Transfer In	Transfer Out
Governmental-type activities:		
Internal Service Funds:		
General Fund	$ -	$ 146,000
Road and Bridge Fund	-	578,799
East Ascension Drainage Fund	-	786,299
Internal Service funds	23,500	23,500
Nonmajor governmental funds	-	620,000
Lamar Dixon Expo Center	-	32,000
Utilities Fund	-	12,000
Total Internal Service Funds	23,500	2,198,598
Total governmental-type activities	42,350,332	47,344,332
Business-Type activities:		
Utilities Fund:		
General Fund	6,750,000	-
Internal Service Funds	12,000	-
Nonmajor governmental funds	-	2,000,000
Total Utilities Fund	6,762,000	2,000,000
Lamar Dixon Expo Center Fund:		
Internal Service funds	32,000	-
Parish Utilities of Ascension		
General Fund	200,000	-
Total business-type activities	6,994,000	2,000,000
Total primary government	$ 49,344,332	$ 49,344,332

NOTE 13 - INTERFUND TRANSACTIONS (CONTINUED)

Interfund Transfers (continued)

The following exchange of funds between the primary government and its discretely presented component units during 2017, which are classified as external transactions on the government-wide Statement of Activities, are as follows:

	Transfer In	Transfer Out
Primary Government:		
Governmental Activities:		
General Fund:		
Criminal Court	$ -	$ 305,000
Ascension Consolidated Utilities District No. 1	50,000	350,000
Law Officers' Court Fund:		
Criminal Court	-	145,000
FINS Fund:		
Parish Court	30,000	-
Criminal Court	54,000	-
Total primary government	134,000	800,000
Component Units:		
Governmental Activities:		
Criminal Court:		
General Fund	305,000	-
Law Officers' Court Fund	145,000	-
FINS Fund	-	54,000
Parish Court:		
FINS Fund	-	30,000
Business-type Activities:		
Ascension Consolidated Utilities District No. 1		
General Fund	350,000	50,000
Total component units	800,000	134,000
Total	$ 934,000	$ 934,000

Transfers are used to (1) move revenues from the fund that statute or budget requires to collect them to the fund that statute or budget requires to expend them, (2) move receipts restricted to debt service from the funds collecting the receipts to the debt service fund as debt service payments become due, and (3) use unrestricted revenues collected in the General Fund to finance various programs accounted for in other funds in accordance with budgetary authorizations.

NOTE 14 - SELF INSURANCE

The Parish has a self-insured retention (SIR) within the internal service fund for potential liabilities. The Parish is self-insured in most property and casualty lines. For general liability and automobile liability, the Parish maintains a self-insured retention of $100,000 per claim subject to a $1 million per occurrence aggregate limit and a $3 million per year aggregate limit. For workers' compensation, the self-insured per claim SIR is $575,000. The excess coverage is statutory limits subject to a $2 million per year aggregate limit. The Parish maintains a $100,000 certificate of deposit with the Office of Workers' Compensation to secure their self-insured status for workers' compensation. Per claim estimated reserves are set by the Parish's claims administrator and are adjusted annually by the Parish's contracted actuary. Funds are maintained to cover all estimated losses. Losses are recorded on a policy year basis which runs from March 1 through the end of the subsequent February in each year.

All funds of the Parish participate in the self-insurance program and make payments to the internal service fund based on actuarial estimates of amounts needed to pay prior and current year claims. The Parish engaged an actuary to determine the required self-insurance liability, including claims incurred but not yet reported. As of the end of 2017, it was actuarially determined that the undiscounted loss liability was $1,322,959, including non-incremental claims adjustments. This liability represents reported losses of $376,991 and includes claims incurred but not yet reported of $945,968.

Changes in the reserve amount in each fiscal year from 2015 to 2017 are as follows:

Fiscal Year	Balance at Beginning of Fiscal Year	Incurred Current Year Expense	Claim Payments	Balance at End of Fiscal Year
2017	$ 1,303,896	$ 227,909	$ (208,846)	$ 1,322,959
2016	1,258,534	304,504	(259,142)	1,303,896
2015	1,153,255	345,272	(239,993)	1,258,534

As of December 31, 2017, the future estimated claim payments are as follows:

Fiscal Year	Workers Compensation	Liability	Total
2018	$ 179,998	$ 208,708	$ 388,706
2019	111,549	179,301	290,850
2020	73,137	142,013	215,150
2021	51,365	103,678	155,043
2022	38,618	71,175	109,793
2023-2026	70,574	92,843	163,417
Total	$ 525,241	$ 797,718	$ 1,322,959

NOTE 15 - RESTRICTED NET POSITION

Details of the restricted net position as reported in the government-wide Statement of Net Position are as follows:

	Governmental Activities
Net assets restricted for:	
Capital projects:	
Dedicated sales tax for construction	$ 97,302,023
External legal constraints:	
Dedicated ad valorem tax authorized by the electorate to specific special revenue funds	26,165,226
Dedicated sales tax authorized by the electorate to specific special revenue funds	52,649,795
Federal and state operating grants	1,236,539
Public safety	111,378
Total net position restricted for external legal constraints	80,162,938
Debt service:	
Parish sales tax revenue bonds:	
Public improvement	1,819,825
Fire protection districts	146,656
Drainage public improvement	646,580
Library revenue bonds	396,608
Total net position restricted for debt service	3,009,669
Total restricted net position - governmental activities	$ 180,474,630

NOTE 16 - COMMITMENTS AND CONTINGENCIES

Construction Contracts

At December 31, 2017, the Parish had outstanding commitments from construction contracts in progress of $12,943,136 and engineering contracts in progress of $220,468.

Suits and Claims

Various suits and claims arising in the ordinary course of operations are pending against the Parish. The majority of the cases are either covered by insurance or other defenses; however, the ultimate effect of such litigation cannot be ascertained at this time. However, the Parish has recorded the estimated liability for the potential exposure for claims which were considered to be measurable and probable.

NOTE 16 - COMMITMENTS AND CONTINGENCIES (CONTINUED)

Suits and Claims (continued)

Claims consist of environmental issues, improper maintenance of roads, contractual disputes and improper right of ways. It is the opinion of Parish management that the ultimate resolution of any unrecorded litigation will not have a material effect on the financial position of the Parish.

On March 10, 2017, Parish President Kenny Matassa was indicted on various state charges. President Matassa pled innocent to these charges in 23rd Judicial District Court. It is the opinion of Parish management that the results of these proceedings, and the events leading to the indictment, did not have an effect on the financial activities of the Parish or the information included in the financial statements.

Environmental Contingencies

Management of the Parish is not aware of any material contingent environmental liabilities. Environmental contingencies have been mitigated by testing of the sewer systems on a regular basis and providing the test results to the appropriate environmental authorities.

Grants

The Parish receives federal and state grants for specific purposes that are subject to audit by the grantor agencies. Such audits could lead to requests for reimbursement to the grantor agency for expenditures disallowed under terms of the grant. In 2009, an audit was conducted which resulted in the Parish being obligated to return $270,000 to the granting agency. As of the date which this report was available, the funds have not been returned, however a liability has been recorded as a due to other governments in the East Ascension Drainage Fund.

Additionally, the following reimbursements requested from granting agencies are uncollected at December 31, 2017:

	Amount
FEMA - 2016 Flood	$ 5,269,340
Hazard Mitigation	397,535
FEMA - Isaac	519,861
FEMA - Gustav	184,343
LRA - Disaster Recovery	245,383
LA Steamboat Project	110,162
State Homeland Security Program	46,892
State of Louisiana - Capital Outlay	303,906
Others	10,759
Total primary government	$ 7,088,181

NOTE 16 - COMMITMENTS AND CONTINGENCIES (CONTINUED)

Risk Management

The Parish is exposed to various risks of losses related to torts; theft of, damage to, and destruction of assets; errors and omissions; injuries to employees; and natural disasters for which the Parish carries commercial insurance. There were no major changes to insurance coverage during 2017. There were no amounts exceeding insurance coverage in the last three years except as described in Note 14.

Leases

The Parish has entered into multiple operating lease agreements for vehicles and equipment. During 2017, rental expense was approximately $641,000. The estimated minimum future lease commitments, at December 31, 2017, are $650,000 for 2018.

Criminal Court - Due to General Fund

During 2014, it was discovered that the Ascension Parish Sheriff's Office was remitting certain fines collected to the Criminal Court Fund which should have been remitted to the Parish Court. As of December 31, 2017, the liability was $785,308, which has been recorded in the Criminal Court Fund.

NOTE 17 - STATUS OF IMPLEMENTATION OF WIRELESS E911 SERVICE

Ascension Parish Communications District, a component unit of the Parish, had completed both phases of implementation with all seven companies as of December 31, 2017.

NOTE 18 - COUNCIL MEMBER COMPENSATION

During the year ended December 31, 2017, Council members received compensation, including per diem payments, as follows:

	Amount
Councilman, District #1 - Oliver Joseph	$ 19,980
Councilman, District #2 - Bill Dawson	20,695
Councilman, District #3 - Travis Turner	19,525
Councilman, District #4 - Daniel "Doc" Satterlee	19,980
Councilman, District #5 - Dempsey Lambert	19,865
Councilman, District #6 - Randy Clouatre	19,812
Councilman, District #7 - Aaron Lawler	19,850
Councilman, District #8 - Teri Casso	19,850
Councilman, District #9 - Todd Lambert	19,800
Councilman, District #10 - John Cagnolatti	19,980
Councilman, District #11 - Benny Johnson	19,800
Total	$ 219,137

NOTE 19 - TAX REVENUES ABATED

The Louisiana Industrial Ad Valorem Exemption Program (Program) (Louisiana Administrative Code, Title 13, Chapter 5) is a state incentive program which abates, up to ten years, local ad valorem taxes on a manufacturer's new investment and annual capitalized additions related to the manufacturing site. Applications to exempt qualified property for five years are approved by the Board of Commerce and Industry. The exemption may be renewed for an additional five years. For the fiscal year ending December 31, 2017, $18,002,343 in Parish ad valorem tax revenues were abated by the State of Louisiana through the Program.

The following schedule lists the ad valorem tax revenues abated in each respective fund of the Parish for December 31, 2017:

Fund:	Amount
General - operations	$ 1,953,735
General - juvenile detention	705,436
Library	4,648,821
East Ascension Drainage	2,724,359
West Ascension Drainage	1,406,365
Health Unit	1,410,871
Lighting District No. 1	692,667
Lighting District No. 2	141,618
Lighting District No. 6	1,849,317
Mental Health Unit	1,410,871
Council on Aging	1,058,154
Fire District No. 3	129
Total	$ 18,002,343

NOTE 20 - PRIOR PERIOD ADJUSTMENT

During the 2017 fiscal year it was discovered that the Parish did not capitalize sewer systems that were contributed to the Parish as of December 31, 2016.

	Business-type Activities	Ascension Parish Consolidated Utilities District #2
Net position - beginning of year as previously reported	$ 36,160,908	$ 14,675,754
To record contributed capital assets	1,647,363	1,647,363
To record depreciation on contributed assets	(38,544)	(38,544)
Net position - beginning of year, restated	$ 37,769,727	$ 16,284,573

REQUIRED SUPPLEMENTARY INFORMATION

COMPREHENSIVE ANNUAL FINANCIAL REPORT
FOR FISCAL YEAR ENDED DECEMBER 31, 2017

PARISH OF ASCENSION

LOUISIANA

PARISH OF ASCENSION
GENERAL FUND

SCHEDULE OF REVENUES, EXPENDITURES, AND CHANGES IN FUND BALANCE - BUDGET AND ACTUAL

For the ended year December 31, 2017

	Original Budget	Final Budget	Actual	Variance - positive (negative)
REVENUES				
Taxes:				
Ad valorem	$ 3,678,000	$ 4,427,500	$ 4,413,719	$ (13,781)
Sales and use	24,970,500	31,108,500	29,781,361	(1,327,139)
Franchise	1,468,000	1,470,000	1,508,641	38,641
Intergovernmental:				
Severance	90,000	90,000	94,559	4,559
State revenue sharing	137,500	144,000	145,578	1,578
Civil defense	152,500	30,000	60,713	30,713
Grants	419,000	128,500	6,842,420	6,713,920
FEMA reimbursement	-	-	53,220	53,220
Other	110,000	120,500	120,756	256
Licenses and permits:				
Occupational	2,000,000	2,192,000	2,291,302	99,302
Alcoholic beverages	18,000	18,000	19,631	1,631
Building	950,000	950,000	1,077,433	127,433
Mobile home	18,000	18,000	8,800	(9,200)
Planning fees	225,000	225,000	249,609	24,609
Other	30,500	45,500	73,373	27,873
Fines	79,000	75,000	76,520	1,520
Charges for services - rent and other	1,757,700	1,950,200	1,948,844	(1,356)
Miscellaneous	122,000	574,500	296,051	(278,449)
Total revenues	36,225,700	43,567,200	49,062,530	5,495,330
EXPENDITURES				
Current function:				
General government	17,589,700	18,531,500	16,105,932	2,425,568
Public safety	4,436,200	4,217,500	4,187,275	30,225
Public works	-	12,500	12,909	(409)
Culture and recreation	2,359,500	2,338,000	2,083,522	254,478
Capital outlay	944,400	1,881,000	815,804	1,065,196
Total expenditures	25,329,800	26,980,500	23,205,442	3,775,058
Excess of revenues over expenditures	$ 10,895,900	$ 16,586,700	$ 25,857,088	$ 9,270,388

PARISH OF ASCENSION
GENERAL FUND

SCHEDULE OF REVENUES, EXPENDITURES, AND CHANGES IN FUND BALANCE - BUDGET AND ACTUAL

For the ended year December 31, 2017

	Original Budget	Final Budget	Actual	Variance - positive (negative)
OTHER FINANCING SOURCES (USES)				
Transfers in	$ 1,824,500	$ 146,000	$ 146,000	$ -
Proceeds from sale of property	1,500	2,500	2,770	270
Proceeds from insurance	-	-	405,694	405,694
Transfers out	(10,487,500)	(15,362,500)	(20,440,733)	(5,078,233)
Total other financing sources (uses)	(8,661,500)	(15,214,000)	(19,886,269)	(4,672,269)
Net change in fund balance	$ 2,234,400	$ 1,372,700	5,970,819	$ 4,598,119
FUND BALANCE				
Beginning of year			33,132,271	
End of year			$ 39,103,090	

PARISH OF ASCENSION
EAST ASCENSION DRAINAGE FUND

SCHEDULE OF REVENUES, EXPENDITURES, AND CHANGES IN FUND BALANCE - BUDGET AND ACTUAL

For the ended year December 31, 2017

	Original Budget	Final Budget	Actual	Variance - positive (negative)
REVENUES				
Taxes:				
Ad valorem	$ 5,324,500	$ 5,440,500	$ 5,426,385	$ (14,115)
Sales and use	12,420,000	15,500,000	15,520,306	20,306
Intergovernmental:				
State revenue sharing	240,000	245,000	397,393	152,393
Grants	632,000	1,000	1,159	159
Miscellaneous:				
Interest	70,000	273,500	127,275	(146,225)
Other	500	500	-	(500)
Total revenues	18,687,000	21,460,500	21,472,518	12,018
EXPENDITURES				
Public works:				
Personnel	4,929,500	4,864,000	5,127,272	(263,272)
Contribution to retirement system	177,500	177,500	178,692	(1,192)
Equipment rental	95,500	98,500	30,859	67,641
Repairs and maintenance	508,000	730,000	714,104	15,896
Other charges and services	813,500	787,000	1,483,091	(696,091)
Insurance	332,000	332,000	332,000	-
Materials and supplies	925,300	905,000	565,785	339,215
Tax collector	631,400	781,500	331,471	450,029
Small equipment	935,500	945,500	110,206	835,294
Weed control	107,500	107,500	46,627	60,873
Utilities	35,000	32,000	32,537	(537)
Engineer	340,300	340,500	28,582	311,918
Capital outlay	3,462,000	3,462,500	2,077,882	1,384,618
Total expenditures	13,293,000	13,563,500	11,059,108	2,504,392
Excess of revenues over expenditures	$ 5,394,000	$ 7,897,000	$ 10,413,410	$ 2,516,410

PARISH OF ASCENSION
EAST ASCENSION DRAINAGE FUND

SCHEDULE OF REVENUES, EXPENDITURES, AND CHANGES IN FUND BALANCE - BUDGET AND ACTUAL

For the ended year December 31, 2017

	Original Budget	Final Budget	Actual	Variance - positive (negative)
OTHER FINANCING SOURCES (USES)				
Transfers in	$ -	$ 778,500	$ 786,299	$ 7,799
Proceeds from sale of property	2,500	-	-	-
Transfers out	(5,301,500)	(4,789,500)	(4,784,904)	(4,596)
Total financing sources (uses)	(5,299,000)	(4,011,000)	(3,998,605)	(4,596)
Net change in fund balance	$ 95,000	$ 3,886,000	6,414,805	$ 2,511,814
FUND BALANCE				
Beginning of year			43,105,362	
End of year			$ 49,520,167	

PARISH OF ASCENSION
ROAD AND BRIDGE FUND

SCHEDULE OF REVENUES, EXPENDITURES, AND CHANGES IN FUND BALANCE - BUDGET AND ACTUAL

For the year ended December 31, 2017

	Original Budget	Final Budget	Actual	Variance - positive (negative)
REVENUES				
Intergovernmental:				
Parish Transportation Fund	$ 775,000	$ 775,000	$ 851,106	$ 76,106
FEMA reimbursement	-	1,000	55,115	54,115
Miscellaneous	175,000	-	34,198	34,198
Charges for services:				
Grass cutting	152,000	152,000	153,050	1,050
Miscellaneous:				
Other	3,000	1,000	6,868	5,868
Total revenues	1,105,000	929,000	1,100,337	171,337
EXPENDITURES				
Current function:				
Public works:				
Personnel	5,767,500	5,687,500	5,793,574	(106,074)
Materials and supplies	893,100	889,500	850,745	38,755
Insurance	193,500	193,500	193,500	-
Equipment and road maintenance	731,300	793,000	705,680	87,320
Telephone	20,000	22,500	26,851	(4,351)
Other charges and services	860,500	621,000	477,771	143,229
Capital outlay	2,944,600	2,836,000	2,051,109	784,891
Total expenditures	11,410,500	11,043,000	10,099,230	943,770
Excess (deficiency) of revenues over expenditures	(10,305,500)	(10,114,000)	(8,998,893)	1,115,107
OTHER FINANCING SOURCES (USES)				
Transfers in	10,000,000	9,821,000	8,953,799	(867,201)
Proceeds from insurance	-	-	114,096	114,096
Proceeds from sale of property	2,500	-	-	-
Transfers out	(54,500)	(88,000)	(87,247)	(753)
Total other financing sources (uses)	9,948,000	9,733,000	8,980,648	(753,858)
Net change in fund balance	$ (357,500)	$ (381,000)	(18,245)	$ 361,249
FUND BALANCE				
Beginning of year			449,393	
End of year			$ 431,148	

PARISH OF ASCENSION

NOTES TO REQUIRED SUPPLEMENTARY INFORMATION

For the year ended December 31, 2017

NOTE 1 - BUDGETS

Budget Policy and Budgetary Accounting

A proposed budget is prepared and submitted by the Parish President to the Council prior to the beginning of each fiscal year. A budget summary and notice of a public hearing is published with the public hearing being conducted prior to the commencement of the budget year.

The annual operating budget, prepared on the modified accrual basis, covers the General Fund, special revenue, debt service, capital projects and enterprise funds (full accrual basis). At the end of the fiscal year unexpended appropriations automatically lapse. Budget amendments are approved by the Council and are included in the financial statements.

In connection with budget preparation, a portion of the unassigned fund balance of an individual fund may be committed for expenditures of the subsequent year. Such designation represents the extent to which the fund balance is used to balance the subsequent year's operating budget of that fund as reflected in the legally adopted budget.

Basis of Accounting

All of the Parish's governmental funds' budgets are prepared on the modified accrual basis of accounting, which is described in Note 1 to the Parish's financial statements for the year ended December 31, 2017. The Parish's basis of budgetary accounting follows generally accepted accounting principles.

PARISH OF ASCENSION

OTHER POST EMPLOYMENT BENEFITS PLAN

For the year ended December 31, 2017

SCHEDULE OF FUNDING PROGRESS

Actuarial Valuation Date	Actuarial Value of Assets (a)	Actuarial Accrued Liability (AAL) (b)	Unfunded AAL (UAAL) (b-a)	Funded Ratio (a/b)	Covered Payroll (c)	UAAL as a Percentage of Covered Payroll [(b-a)/c]
1/1/2012	$ -	$ 979,111	$ 979,111	0.0%	$ 16,720,152	5.9%
1/1/2014	-	1,277,906	1,277,906	0.0%	16,636,964	7.7%
1/1/2016	-	1,065,347	1,065,347	0.0%	21,148,033	5.0%

This schedule represents the three most recent actuarial valuations.

SCHEDULE OF EMPLOYER CONTRIBUTIONS

Fiscal Year	Annual Required Contribution	Amount Contributed	Percentage Contributed
2015	$ 131,914	$ 44,174	33%
2016	107,162	43,023	40%
2017	111,448	46,465	42%

This schedule represents the three most recent fiscal years.

PARISH OF ASCENSION

SCHEDULE OF PROPORTIONATE SHARE OF NET PENSION LIABILITY (1)

LAST TEN FISCAL YEARS (2)

	2017				
	LASERS (3)	PERS	FRS	ROVERS	DARS
Employers proportion of the net pension liability	0.0025%	21.1400%	0.7629%	0.6496%	0.1383%
Employers proportionate share of net pension liability	$ 179,068	$ 2,746,239	$ 4,372,692	$ 142,590	$ 37,300
Employer's covered-employee payroll	$ 44,826	$ 17,590,442	$ 1,781,203	$ 88,966	$ 84,031
Employer's proportionate share of the net pension liability as a percentage of its covered-employee payroll	399.47%	15.61%	245.49%	160.27%	44.39%
Plan fiduciary net position as a percentage of the total pension liability	62.50%	95.50%	73.55%	80.51%	93.57%

	2016				
	LASERS (3)	PERS	FRS	ROVERS	DARS
Employers proportion of the net pension liability	0.0025%	17.6302%	0.6530%	0.6477%	0.1399%
Employers proportionate share of net pension liability	$ 193,094	$ 3,138,983	$ 4,271,106	$ 183,775	$ 26,777
Employer's covered-employee payroll	$ 45,248	$ 15,819,023	$ 1,466,892	$ 88,966	$ 82,892
Employer's proportionate share of the net pension liability as a percentage of its covered-employee payroll	426.75%	19.84%	291.17%	206.57%	32.30%
Plan fiduciary net position as a percentage of the total pension liability	57.70%	93.48%	68.16%	73.98%	95.09%

	2015				
	LASERS	PERS	FRS	ROVERS	DARS
Employers proportion of the net pension liability	0.0004%	17.7225%	0.5771%	0.6521%	0.1445%
Employers proportionate share of net pension liability	$ 26,118	$ 49,220	$ 3,114,695	$ 159,708	$ 7,785
Employer's covered-employee payroll	$ 7,110	$ 15,042,342	$ 1,226,344	$ 88,461	$ 80,999
Employer's proportionate share of the net pension liability as a percentage of its covered-employee payroll	367.34%	0.33%	253.98%	180.54%	9.61%
Plan fiduciary net position as a percentage of the total pension liability	62.70%	99.89%	72.45%	76.86%	98.56%

(1) Amounts are for council-administered funds only, excludes Ascension Parish Library and includes the following component units: Criminal Court, Parish Court, and ACUD #1

(2) Schedule is intended to show information for 10 years. Additional years will be displayed as they become available.

(3) All amounts are recorded in Parish Court, a discretely presented component unit.

PARISH OF ASCENSION

SCHEDULE OF PENSION CONTRIBUTIONS (1)

LAST TEN FISCAL YEARS (2)

	2017				
	LASERS (3)	PERS	FRS	ROVERS	DARS
Contractually required contribution	$ 17,090	$ 1,480,788	$ 509,363	$ 16,459	$ 6,709
Contributions in relation to contractually Required contribution	17,034	1,480,788	509,363	16,439	6,709
Contribution (excess) deficiency	$ 56	$ -	$ -	$ 20	$ -
Employer's covered employee payroll	$ 44,974	$ 18,509,848	$ 1,966,737	$ 88,966	$ 83,858
Contributions as a percentage of covered employee payroll	37.88%	8.00%	25.90%	18.48%	8.00%

	2016				
	LASERS (3)	PERS	FRS	ROVERS	DARS
Contractually required contribution	$ 17,589	$ 1,529,633	$ 401,830	$ 20,133	$ 2,974
Contributions in relation to contractually Required contribution	11,028	1,483,198	428,472	18,905	1,763
Contribution (excess) deficiency	$ 6,561	$ 46,435	$ (26,642)	$ 1,228	$ 1,211
Employer's covered employee payroll	$ 46,287	$ 17,590,442	$ 1,633,688	$ 88,966	$ 83,956
Contributions as a percentage of covered employee payroll	38.00%	8.70%	24.60%	22.63%	3.54%

	2015				
	LASERS (3)	PERS	FRS	ROVERS	DARS
Contractually required contribution	$ 2,702	$ 1,487,067	$ 359,264	$ 21,559	$ 5,939
Contributions in relation to contractually Required contribution	2,832	1,502,489	362,970	20,796	4,385
Contribution (excess) deficiency	$ (130)	$ (15,422)	$ (3,706)	$ 763	$ 1,554
Employer's covered employee payroll	$ 7,110	$ 15,819,023	$ 1,292,445	$ 88,966	$ 81,225
Contributions as a percentage of covered employee payroll	38.00%	9.40%	27.80%	24.23%	7.31%

(1) Amounts are for council-administered funds only, excludes Ascension Parish Library and includes the following component units: Criminal Court, Parish Court, and ACUD #1

(2) Schedule is intended to show information for 10 years. Additional years will be displayed as they become available.

(3) All amounts are recorded in Parish Court, a discretely presented component unit.

PARISH OF ASCENSION

NOTES TO PROPORTIONATE SHARE OF NET PENSION LIABILITY AND SCHEDULE OF PENSION CONTRIBUTIONS

For the year ended December 31, 2017

NOTE 1 - NET PENSION LIABILITY

Changes of Benefit Terms

Louisiana State Employees Retirement System
No changes.

Parochial Employees Retirement System of Louisiana
No changes.

Firefighters Retirement System
No changes.

Registrar of Voters Employees' Retirement System
No changes.

District Attorney Retirement System
No changes.

Changes of Assumptions

Louisiana State Employees Retirement System
The investment rate of return decrease by .05% to 7.70%, and the inflation rate decreased by .25% to 2.75% for the plan year ended June 30, 2017.

Parochial Employees Retirement System of Louisiana
No changes.

Firefighters Retirement System
The investment rate of return and inflation rate decreased by .10% to 7.40%, and 2.775%, respectively, for the plan year ending June 30, 2017.

Registrar of Voters Employees' Retirement System
The investment rate of return decreased by .25% to 6.75% for the plan year ended June 30,2017.

District Attorney Retirement System
The investment rate of return decreased by .25% to 6.75% for the plan year ended June 30, 2017.

INDIVIDUAL FUND STATEMENTS

COMPREHENSIVE ANNUAL FINANCIAL REPORT
FOR FISCAL YEAR ENDED DECEMBER 31, 2017

PARISH OF ASCENSION

LOUISIANA

PARISH OF ASCENSION

SUPPLEMENTARY INFORMATION

PARISH OF ASCENSION

NONMAJOR GOVERNMENTAL FUNDS

Special Revenue Funds

Special revenue funds account for and report the proceeds of specific revenue sources that are restricted or committed to expenditure for specified purposes other than debt service or capital projects.

WEST ASCENSION DRAINAGE FUND

The West Ascension Drainage Fund accounts for the maintenance, improvements, and repairs to the gravity drainage systems in their respective parts of the Parish. Financing is provided primarily by ad valorem taxes and state revenue sharing.

HEALTH UNIT FUND

The Health Unit Fund accounts for the operations of the Parish Health Unit. Financing is provided primarily by ad valorem taxes and state revenue sharing.

MENTAL HEALTH CENTER FUND

The Mental Health Center Fund accounts for the portion of the operations of the Parish Mental Health Center not accounted for by the Department of Health and Hospitals, Office of Mental Health and Substance Abuse. Financing is provided primarily by ad valorem taxes and state revenue sharing.

FIRE PROTECTION DISTRICTS NO. 1, NO. 2 AND NO. 3

The Fire Protection District No.1, No. 2 and No. 3 Funds account for the maintenance and operation of a fire protection system consisting of twelve volunteer fire service units: Modeste, Sunshine, Palo-Alto McCall, Donaldsonville, Geismar, Galvez-Lake, Fifth Ward, St. Amant, Sorrento, Seventh District and Gonzales. In 1994, a dedicated sales and use tax of one-third of one-half of one percent was approved to finance the Districts. In 1998, the Parish created the Fire Protection District No. 2 Fund through a residual equity transfer from the Fire Protection District No. 1 Fund. The Fire Protection District No. 2 fund provides funding to a fire protection system for the west side of Ascension Parish. In 2004, the Parish created Fire Protection District No. 3, which includes the Prairieville Volunteer Fire Department.

ROAD LIGHTING DISTRICT MAINTENANCE FUNDS

The Road Lighting District Maintenance Funds account for the operations and maintenance of street lights in Districts 1 through 7. Financing is provided by ad valorem taxes and state revenue sharing.

LAW OFFICERS' COURT FUND

The Law Officer's Court Fund accounts for the juror and witness fees incurred in Parish court trial cases. Financing is provided primarily through court fines and bond forfeitures.

PARISH OF ASCENSION

NONMAJOR GOVERNMENTAL FUNDS

Special Revenue Funds (Continued)

COUNCIL ON AGING FUND

The Council on Aging Fund accounts for collection of ad valorem taxes designated for elderly citizens of the Parish.

JUDICIAL DISTRICT FAMILIES IN NEED OF SERVICES FUND

The Judicial District Families in Need of Services Fund accounts for the Families in Need of Services Program, which is funded through appropriations from the Criminal Court, a component unit, and transfers from Sales and Use Tax District No. 1 Fund.

LIBRARY FUND

The Library Fund accounts for the collection of a parish-wide ad valorem tax dedicated to the maintenance of the library system. The library provides the citizens of the Parish access to library materials, books, magazines, records, films, and other online resources.

FEMA – REPETITIVE LOSS REDUCTION FUND

The FEMA – Repetitive Loss Reduction Fund accounts for grant funds received to purchase property that incurs consistent flood damages.

SECTION 8 FUND

The Section 8 Fund accounts for resources granted by the Department of Housing and Urban Development (HUD) to provide housing assistance to low income families.

PARISH OF ASCENSION

NONMAJOR GOVERNMENTAL FUNDS

Debt Service Funds

Debt service funds account for and report financial resources that are restricted, committed, or assigned to expenditure for principal and interest. Financial resources that are being accumulated for principal and interest maturing in future years are also reported in debt service funds.

SALES AND USE TAX DISTRICT NO. 1 SINKING FUND

The Sales and Use Tax Sinking Fund is used to accumulate monies for payment of the $7.1 million capital improvement bond issued in 2007 and the $10.3 million capital improvement revenue bonds issued in 2015. The bond issues are financed through a dedication of Parish sales taxes.

EAST ASCENSION DRAINAGE SINKING FUND

The East Ascension Drainage Sinking Fund is used to accumulate monies for payment of the $65.2 million public improvement refunding bonds issued in 2007 to fund drainage projects of the East Ascension Drainage District of the Parish. The bond issue is financed through a dedication of drainage sales taxes.

WEST ASCENSION DRAINAGE SINKING FUND

The West Ascension Drainage Sinking Fund is used to accumulate monies for payment of the $450,000 public improvement refunding bonds issued in 2015 to fund drainage projects of the West Ascension Drainage District of the Parish. The bond issue is financed through a dedication of drainage sales taxes.

SALES AND USE TAX DISTRICT NO. 2 SINKING FUND

The Sales and Use Tax District No. 2 Sinking Debt Service Fund is used to accumulate monies for payment of the $8,800,000 bond issued in 2009 to fund road construction, maintenance and fire protection. The bond issues are financed through a dedication of Parish sales taxes. The debt service reserve requirement is maintained through reserve fund insurance.

FIRE DISTRICT NO. 1 SINKING FUND

The Fire District No. 1 Sinking Debt Service Fund is used to accumulate monies for payment of the 2011 and 2014 sales tax revenue bond issuances of $1,500,000. The bond issue is financed through the dedication of Parish sales taxes.

EQUIPMENT INSTALLMENT PURCHASE FUND

The Equipment Installment Purchase Debt Service Fund is used to accumulate monies for the payment of equipment purchases for various departments of the Parish.

PARISH OF ASCENSION

NONMAJOR GOVERNMENTAL FUNDS

Debt Service Funds (Continued)

LIBRARY BOND FUND

The Library Debt Service Fund is used to accumulate monies for the payment of the 2012 bond issuance of $9,220,000, for the purpose of acquiring sites and erecting buildings, including furniture, fixtures and equipment, for public libraries in the Parish.

Capital Projects Funds

Capital projects funds are used to account for and report financial resources that are restricted, committed, or assigned to expenditure for capital outlays including the acquisition or construction of capital facilities and other capital assets.

FIRE DISTRICT NO. 1 NO. 2, AND NO. 3 CONSTRUCTION FUNDS

The Fire District No. 1. No. 2, and No. 3 Construction Funds are used to account for the construction of Fire District facilities.

OFFICE BUILDING CONSTRUCTION FUND

The Office Building Construction Fund is used to account for the construction and renovation of office facilities in the Parish.

LIBRARY CONSTRUCTION FUND

The Library Construction Fund is used to account for acquiring sites and erecting buildings, including furniture, fixtures, and equipment, for public libraries in the Parish.

COMMUNITY DEVELOPMENT BLOCK GRANT (CDBG) AND CDBG CONSTRUCTION FUNDS

The Community Development Block Grant Fund accounts for grant funds received to purchase property and perform construction activities that are funded through CDBG Louisiana Recovery Authority grant funds.

PARK CONSTRUCTION FUND

The Park Construction Fund is used to account for the construction of parks and recreational facilities in the Parish.

LIGHTING DISTRICT CONSTRUCTION FUND

The Lighting District Construction Fund is used to account for the installation of new lights in Lighting District #6.

PARISH OF ASCENSION

NONMAJOR GOVERNMENTAL FUNDS

Capital Projects Funds (Continued)

HAZARD MITIGATION GRANT FUND

The Hazard Mitigation Grant Fund is used to account for the retrofit renovations and safe room additions at the Lamar Dixon Expo Center.

COURTHOSUE EAST CONSTRUCTION FUND

The Courthouse Construction Fund is used to account for the construction of a new courthouse that is funded through bond issuance.

INFRASTRUCTURE PROJECT FUND

The Infrastructure Project Fund is used to account for the construction of a various infrastructure projects in the Parish.

DEDICATED SPECIAL PROJECT FUND

The Dedicated Special Revenue Fund is used as a pass through grant for the Steamboat Museum project on the Mississippi River.

MAJOR GOVERNMENTAL FUNDS

Capital Projects Funds

ROAD PROJECT FUND

The Road Project Fund is used to account for sales tax revenue dedicated for the purpose of constructing and improving roads in the Parish.

EAST ASCENSION DRAINAGE PROJECT FUND

The East Ascension Drainage Project Fund is used to account for the proceeds of several bond issuances for the purpose of constructing and/or acquiring drainage facilities and infrastructure in the Parish.

MOVE ASCENSION CONSTRUCTION FUND

The Move Ascension Construction Fund is used to account for infrastructure improvements to move traffic within Ascension parish. The infrastructure improvements include acquisition of right away, widening, intersection improvements, and roundabouts.

PARISH OF ASCENSION
LOUISIANA

PARISH OF ASCENSION

COMBINING BALANCE SHEET
NONMAJOR GOVERNMENTAL FUNDS

December 31, 2017

	Special Revenue Funds	Debt Service Funds	Capital Project Funds	Total Nonmajor Governmental Funds
ASSETS				
Cash and cash equivalents	$ 5,771,023	$ 1,394,584	$ 32,465,341	$ 39,630,948
Investments	24,748,929	1,491,831	13,806,333	40,047,093
Accounts receivable, net:				
Ad valorem taxes	21,130,257	-	-	21,130,257
Other	252,837	125,504	34,043	412,384
Due from other governments:				
LA - State revenue sharing	688,918	-	-	688,918
LA - Beer and Parish Transportation	-	-	-	-
Grants	555,252	-	735,427	1,290,679
Due from other funds	307,874	-	-	307,874
Prepaid assets	100,243	-	-	100,243
Total assets	$ 53,555,333	$ 3,011,919	$ 47,041,144	$ 103,608,396
LIABILITIES, DEFERRED INFLOWS OF RESOURCES, AND FUND BALANCE				
LIABILITIES				
Accounts payable	$ 628,352	$ 2,250	$ 407,646	$ 1,038,248
Contracts payable	-	-	435,640	435,640
Accrued payroll	264,098	-	-	264,098
Deductions from ad valorem taxes:				
Contribution to retirement system	697,886	-	-	697,886
Due to other funds	4,821	-	5	4,826
Due to other governments	6,429	-	-	6,429
Unearned revenue	420,607	-	-	420,607
Total liabilities	2,022,193	2,250	843,291	2,867,734
DEFERRED INFLOWS OF RESOURCES				
Unavailable revenues	889,566	-	618,728	1,508,294
FUND BALANCE				
Nonspendable	100,243	-	-	100,243
Restricted for:				
Construction of capital assets	-	-	41,850,801	41,850,801
Debt service	-	3,009,669	-	3,009,669
Fire protection	20,354,359	-	-	20,354,359
Drainage maintenance	1,421,986	-	-	1,421,986
Health and mental health services	7,035,088	-	-	7,035,088
Law enforcement	49,549	-	-	49,549
Road lighting	3,059,242	-	-	3,059,242
Hazard mitigation	1,236,539	-	-	1,236,539
Committed for:				
Construction of capital assets	-	-	3,728,324	3,728,324
Drainage maintenance	209,272	-	-	209,272
Health and mental health services	5,484,842	-	-	5,484,842
Road lighting	443,189	-	-	443,189
Culture and recreation	11,249,265	-	-	11,249,265
Fund balance	50,643,574	3,009,669	45,579,125	99,232,368
Total liabilities, deferred inflows of resources, and fund balance	$ 53,555,333	$ 3,011,919	$ 47,041,144	$ 103,608,396

PARISH OF ASCENSION

COMBINING STATEMENT OF REVENUES, EXPENDITURES AND CHANGES IN FUND BALANCES NONMAJOR GOVERNMENTAL FUNDS

For the year ended December 31, 2017

	Special Revenue Funds	Debt Service Funds	Capital Project Funds	Total Nonmajor Governmental Funds
REVENUES				
Taxes:				
Ad valorem	$ 21,130,308	$ -	$ -	$ 21,130,308
Sales	4,058,938	-	-	4,058,938
Franchise	17,298	-	-	17,298
Intergovernmental	2,898,704	-	677,889	3,576,593
Fines and forfeitures	245,264	-	-	245,264
Charges for services	27,227	358,271	-	385,498
Miscellaneous	361,673	13,446	76,068	451,187
Total revenues	28,739,412	371,717	753,957	29,865,086
EXPENDITURES				
Current function:				
General government	63,158	3,250	643,041	709,449
Public safety	7,112,886	-	11,065	7,123,951
Public works	1,703,116	-	146,142	1,849,258
Health and welfare	7,061,051	-	-	7,061,051
Culture and recreation	5,069,072	-	215,100	5,284,172
Debt Service:				
Principal	-	3,054,867	-	3,054,867
Interest	-	2,772,747	-	2,772,747
Bond issuance cost	-	-	530,643	530,643
Capital outlay	2,299,574	-	4,858,768	7,158,342
Total expenditures	23,308,857	5,830,864	6,404,759	35,544,480
Excess (deficiency) of revenues over expenditures	5,430,555	(5,459,147)	(5,650,802)	(5,679,394)
OTHER FINANCING SOURCES (USES)				
Transfers in	236,004	6,221,650	12,233,080	18,690,734
Proceeds from insurance	231,469	-	-	231,469
Issuance of debt	-	-	24,785,000	24,785,000
Premium on issuance	-	-	903,294	903,294
Transfers out	(6,050,350)	-	(44,000)	(6,094,350)
Total other financing sources (uses)	(5,582,877)	6,221,650	37,877,374	38,516,147
Net change in fund balance	(152,322)	762,503	32,226,572	32,836,753
FUND BALANCE				
Beginning of year	50,795,896	2,247,166	13,352,553	66,395,615
End of year	$ 50,643,574	$ 3,009,669	$ 45,579,125	$ 99,232,368

PARISH OF ASCENSION
GENERAL FUND

SCHEDULE OF DEPARTMENTAL EXPENDITURES
BUDGET AND ACTUAL

For the ended year December 31, 2017

	Original Budget	Final Budget	Actual	Variance - positive (negative)
GENERAL GOVERNMENT				
Legislative - Councilmen				
Personnel	$ 399,500	$ 399,000	$ 400,747	$ (1,747)
Official publications and supplies	45,000	41,500	31,801	9,699
Travel and mileage	55,500	45,500	39,376	6,124
Other charges and services	40,000	41,000	35,989	5,011
Judicial - District Attorney				
Personnel	94,000	92,500	89,772	2,728
Juror and witnesses	50,000	50,000	25,053	24,947
Prosecutorial	50,000	50,000	43,425	6,575
District Attorney appropriations	615,000	615,000	611,184	3,816
Judicial - Clerk of Court				
Court attendance	25,000	25,000	15,280	9,720
Judicial - Coroner				
Personnel	124,000	124,000	124,000	-
Professional	125,000	125,000	121,156	3,844
Other charges and services	23,000	23,000	21,961	1,039
Judicial - Justice of Peace				
Personnel	169,500	146,000	143,686	2,314
Other charges and services	4,000	4,000	3,180	820
Elections - Registrar of Voters				
Personnel	117,000	117,000	113,470	3,530
Office supplies	12,000	12,000	1,779	10,221
Other charges and services	93,700	93,000	41,500	51,500
Financial and Administration				
Personnel	2,372,000	2,372,500	2,276,479	96,021
Occupancy	633,000	636,000	570,135	65,865
Telephone	33,000	35,000	33,302	1,698
Office supplies	120,200	124,000	90,509	33,491
Insurance	258,000	258,000	258,000	-
Maintenance	2,515,500	2,519,500	2,511,809	7,691
Professional services	1,975,100	1,189,000	531,569	657,431
Travel and mileage	29,000	20,000	28,381	(8,381)
Appropriations and grants	322,800	323,000	322,800	200
Consolidated parish collection service	230,000	230,000	229,392	608
Other charges and services	58,900	943,000	1,104,329	(161,329)

PARISH OF ASCENSION
GENERAL FUND

SCHEDULE OF DEPARTMENTAL EXPENDITURES
BUDGET AND ACTUAL

For the ended year December 31, 2017

	Original Budget	Final Budget	Actual	Variance - positive (negative)
GENERAL GOVERNMENT (CONTINUED)				
Purchasing Department				
Personnel	$ 433,500	$ 433,500	$ 443,879	$ (10,379)
Contract labor	7,000	7,000	6,000	1,000
Telephone	500	4,000	3,361	639
Maintenance	6,000	6,000	3,581	2,419
Office supplies	12,000	15,000	16,015	(1,015)
Travel and mileage	14,000	14,000	4,890	9,110
Building Department				
Personnel	960,500	991,500	939,955	51,545
Contract labor	80,000	80,000	27,000	53,000
Telephone	11,000	11,000	10,423	577
Maintenance	20,000	17,500	11,715	5,785
Office supplies	17,000	17,000	18,984	(1,984)
Travel and mileage	30,000	35,000	27,355	7,645
Other charges and services	40,500	86,500	82,146	4,354
Planning Commission				
Personnel	992,500	992,500	889,227	103,273
Professional	480,700	931,000	322,246	608,754
Maintenance	3,000	3,500	3,922	(422)
Other charges and services	121,700	126,000	68,233	57,767
Executive Department				
Personnel	612,000	612,000	634,300	(22,300)
Professional	58,500	38,000	4,169	33,831
Telephone	9,500	9,500	8,575	925
Maintenance and supplies	35,000	35,000	72,123	(37,123)
Other charges and services	55,000	80,000	78,598	1,402
Grants Department				
Personnel	294,000	294,000	246,168	47,832
Professional	68,300	68,000	56,474	11,526
Telephone	5,000	5,000	3,629	1,371
Maintenance and supplies	8,000	8,000	5,005	2,995
Other charges and services	16,500	16,500	10,380	6,120
Graphic Information Systems Department				
Personnel	703,000	704,000	648,697	55,303
Professional	148,000	153,000	141,332	11,668
Office supplies	343,700	327,000	212,329	114,671
Repair and maintenance	4,500	4,000	3,182	818
Other charges and services	17,000	11,000	3,826	7,174
Grants and Appropriations				
Other appropriations	1,071,100	1,349,000	886,576	462,424

PARISH OF ASCENSION
GENERAL FUND

SCHEDULE OF DEPARTMENTAL EXPENDITURES
BUDGET AND ACTUAL

For the ended year December 31, 2017

	Original Budget	Final Budget	Actual	Variance - positive (negative)
GENERAL GOVERNMENT (CONTINUED)				
Video Programming				
Personnel	260,500	272,500	268,213	4,287
Professional	31,000	3,000	16,116	(13,116)
Office supplies	23,500	108,000	103,321	4,679
Repair and maintenance	-	3,500	1,815	1,685
Other charges and services	6,000	6,000	2,108	3,892
Total general government	17,589,700	18,531,500	16,105,932	2,425,568
PUBLIC SAFETY				
Jail				
Personnel	820,000	834,500	$ 687,592	$ 146,908
Prisoners	580,000	605,000	560,138	44,862
Occupancy	400,000	400,000	436,479	(36,479)
Telephone	25,000	12,000	10,252	1,748
Maintenance	156,500	162,500	173,421	(10,921)
Supplies	430,300	457,000	585,167	(128,167)
Insurance	127,000	127,000	127,000	-
Other charges and services	109,000	110,000	151,898	(41,898)
Sheriff				
Juvenile	550,000	635,000	604,710	30,290
Court attendance	21,500	21,500	17,775	3,725
Civil defense				
Personnel	462,500	449,500	459,010	(9,510)
Other grants	340,500	34,500	34,129	371
Maintenance	174,000	120,500	113,410	7,090
Other charges and services	137,400	135,500	113,440	22,060
Fire pay rebate	102,500	113,000	112,854	146
Total public safety	4,436,200	4,217,500	4,187,275	30,225
PUBLIC WORKS				
Personnel	-	12,000	11,824	176
Telephone	-	-	26	(26)
Office supplies	-	-	1,036	(1,036)
Other charges and services	-	500	23	477
Total public works	-	12,500	12,909	(409)
CULTURE AND RECREATION				
Personnel	1,385,000	1,347,000	1,136,488	210,512
Programs	222,500	189,500	148,877	40,623
Maintenance	127,500	135,000	82,094	52,906
Professional services	6,000	16,000	16,687	(687)
Other charges and services	618,500	650,500	699,376	(48,876)
Total culture and recreation	2,359,500	2,338,000	2,083,522	254,478
CAPITAL OUTLAY	944,400	1,881,000	815,804	1,065,196
Total expenditures	$ 25,329,800	$ 26,980,500	$ 23,205,442	$ 3,775,058

PARISH OF ASCENSION

NONMAJOR SPECIAL REVENUE FUNDS
COMBINING BALANCE SHEET

December 31, 2017

	West Ascension Drainage	Health Unit	Mental Health Center	Fire Protection District No. 1
ASSETS				
Cash and cash equivalents	$ -	$ 148,878	$ 348,068	$ 580,134
Investments	736,855	1,673,244	3,914,510	6,522,132
Accounts receivable, net:				
Ad valorem taxes	963,591	2,444,670	2,444,670	-
Other	-	65,228	16,982	22,032
Due from other governments:				
LA - State revenue sharing	21,998	74,504	74,504	-
LA - Other	-	-	-	-
Grants	26,863	169,299	9,447	45,441
Due from other funds	-	-	-	200,118
Prepaid assets	-	-	-	-
Total assets	$ 1,749,307	$ 4,575,823	$ 6,808,181	$ 7,369,857
LIABILITIES, DEFERRED INFLOWS OF RESOURCES, AND FUND BALANCE				
LIABILITIES				
Accounts payable	$ 19,415	$ 50,922	$ 48,405	$ 72,182
Accrued payroll	20,017	76,888	39,626	15,309
Deductions from ad valorem taxes:				
Contribution to retirement system	31,663	80,460	80,460	-
Due to other funds	-	-	-	-
Due to other governments	-	-	-	6,429
Unearned revenue	-	-	-	-
Total liabilities	71,095	208,270	168,491	93,920
DEFERRED INFLOWS OF RESOURCES				
Unavailable revenues	46,954	228,072	80,848	45,337
FUND BALANCE				
Nonspendable	-	-	-	-
Restricted for:				
Fire protection	-	-	-	7,230,600
Drainage maintenance	1,421,986	-	-	-
Health and mental health services	-	822,798	4,453,398	-
Law enforcement	-	-	-	-
Hazard mitigation	-	-	-	-
Committed for:				
Drainage maintenance	209,272	-	-	-
Health and mental health services	-	3,316,683	2,105,444	-
Road lighting	-	-	-	-
Culture and recreation	-	-	-	-
Fund balance	1,631,258	4,139,481	6,558,842	7,230,600
Total liabilities, deferred inflows of resources, and fund balance	$ 1,749,307	$ 4,575,823	$ 6,808,181	$ 7,369,857

PARISH OF ASCENSION

NONMAJOR SPECIAL REVENUE FUNDS
COMBINING BALANCE SHEET

December 31, 2017

	Fire Protection District No. 2	Fire Protection District No. 3	Road Lighting District Nos. 1-7	Law Officers' Court	Council on Aging
ASSETS					
Cash and cash equivalents	$ 122,427	$ 607,094	$ 140,306	$ -	$ -
Investments	1,377,388	6,827,785	2,559,711	27,896	60,476
Accounts receivable, net:					
Ad valorem taxes	-	4,428,211	980,256	-	1,833,630
Other	4,515	22,387	25,674	31,355	-
Due from other governments:					
LA - State revenue sharing	-	243,792	28,618	-	-
Grants	-	-	-	-	-
Due from other funds	40,024	67,732	-	-	-
Prepaid assets	-	-	-	-	-
Total assets	$ 1,544,354	$ 12,197,001	$ 3,734,565	$ 59,251	$ 1,894,106
LIABILITIES, DEFERRED INFLOWS OF RESOURCES, AND FUND BALANCE					
LIABILITIES					
Accounts payable	$ 69,127	$ 113,644	$ 161,309	$ 9,702	$ -
Accrued payroll	-	103,832	-	-	-
Deductions from ad valorem taxes:					
Contribution to retirement system	-	148,004	31,835	-	60,349
Due to other funds	-	-	-	-	-
Due to other governments	-	-	-	-	-
Unearned revenue	-	-	-	-	-
Total liabilities	69,127	365,480	193,144	9,702	60,349
DEFERRED INFLOWS OF RESOURCES					
Unavailable revenues	-	182,989	38,990	-	55,354
FUND BALANCE					
Nonspendable	-	-	-	-	-
Restricted for:					
Fire protection	1,475,227	11,648,532	-	-	-
Health and mental health services	-	-	-	-	1,758,892
Law enforcement	-	-	-	49,549	-
Road lighting	-	-	3,059,242	-	-
Hazard mitigation	-	-	-	-	-
Committed for:					
Drainage maintenance	-	-	-	-	-
Health and mental health services	-	-	-	-	19,511
Road lighting	-	-	443,189	-	-
Culture and recreation	-	-	-	-	-
Fund balance	1,475,227	11,648,532	3,502,431	49,549	1,778,403
Total liabilities, deferred inflows of resources, and fund balance	$ 1,544,354	$ 12,197,001	$ 3,734,565	$ 59,251	$ 1,894,106

PARISH OF ASCENSION

NONMAJOR SPECIAL REVENUE FUNDS
COMBINING BALANCE SHEET

December 31, 2017

	Judicial District Families in Need of Services	Library	FEMA - Repetitive Loss Reduction	Section 8	Total Nonmajor Special Revenue Funds
ASSETS					
Cash and cash equivalents	$ -	$ 3,282,115	$ 119,261	$ 422,740	$ 5,771,023
Investments	2,000	-	1,046,932	-	24,748,929
Accounts receivable, net:					
Ad valorem taxes	-	8,035,229	-	-	21,130,257
Other	60,000	-	3,390	1,274	252,837
Due from other governments:					
LA - State revenue sharing	-	245,502	-	-	688,918
Grants	-	-	304,202	-	555,252
Due from other funds	-	-	-	-	307,874
Prepaid assets	-	100,243	-	-	100,243
Total assets	$ 62,000	$ 11,663,089	$ 1,473,785	$ 424,014	$ 53,555,333
LIABILITIES, DEFERRED INFLOWS OF RESOURCES, AND FUND BALANCE					
LIABILITIES					
Accounts payable	$ 5,549	$ 48,466	$ 26,224	$ 3,407	$ 628,352
Accrued payroll	8,426	-	-	-	264,098
Deductions from ad valorem taxes:					
Contribution to retirement system	-	265,115	-	-	697,886
Due to other funds	4,821	-	-	-	4,821
Due to other governments	-	-	-	-	6,429
Unearned revenue	-	-	-	420,607	420,607
Total liabilities	18,796	313,581	26,224	424,014	2,022,193
DEFERRED INFLOWS OF RESOURCES					
Unavailable revenues	-	-	211,022	-	889,566
FUND BALANCE					
Nonspendable	-	100,243	-	-	100,243
Restricted for:					
Fire protection	-	-	-	-	20,354,359
Drainage maintenance	-	-	-	-	1,421,986
Health and mental health services	-	-	-	-	7,035,088
Law enforcement	-	-	-	-	49,549
Road lighting	-	-	-	-	3,059,242
Hazard mitigation	-	-	1,236,539	-	1,236,539
Committed for:					
Drainage maintenance	-	-	-	-	209,272
Health and mental health services	43,204	-	-	-	5,484,842
Road lighting	-	-	-	-	443,189
Culture and recreation	-	11,249,265	-	-	11,249,265
Fund balance	43,204	11,349,508	1,236,539	-	50,643,574
Total liabilities, deferred inflows of resources, and fund balance	$ 62,000	$ 11,663,089	$ 1,473,785	$ 424,014	$ 53,555,333

PARISH OF ASCENSION
SPECIAL REVENUE FUNDS - ROAD LIGHTING DISTRICTS

COMBINING BALANCE SHEET

December 31, 2017

	Road Lighting District No. 1	Road Lighting District No. 2	Road Lighting District No. 3	Road Lighting District No. 4
ASSETS				
Cash	$ -	$ -	$ -	$ -
Investments	351,499	175,380	169,640	116,217
Accounts receivable, net:				
Ad valorem taxes	51,061	64,742	53,685	15,504
Other	-	-	-	20,500
Due from other governments:				
LA - State revenue sharing	3,144	220	2,376	1,116
Total assets	$ 405,704	$ 240,342	$ 225,701	$ 153,337
LIABILITIES AND FUND BALANCE				
LIABILITIES				
Accounts payable	$ 2,674	$ 2,374	$ 2,379	$ 1,806
Deductions from ad valorem taxes:				
Contribution to retirement system	1,712	2,105	1,784	523
Total liabilities	4,386	4,479	4,163	2,329
DEFERRED INFLOWS OF RESOURCES				
Unavailable revenues	811	1,312	1,653	4,328
FUND BALANCE				
Restricted	254,145	184,602	184,930	136,533
Committed	146,362	49,949	34,955	10,147
Fund balance	400,507	234,551	219,885	146,680
Total liabilities, deferred inflows of resources, and fund balance	$ 405,704	$ 240,342	$ 225,701	$ 153,337

Road Lighting District No. 5	Road Lighting District No. 6	Road Lighting District No. 7	Total Road Lighting Districts
$ -	$ 140,306	$ -	$ 140,306
111,406	1,578,886	56,683	2,559,711
30,898	750,491	13,875	980,256
-	5,174	-	25,674
1,916	19,466	380	28,618
$ 144,220	$ 2,494,323	$ 70,938	$ 3,734,565
$ 2,807	$ 148,185	$ 1,084	$ 161,309
1,036	24,218	457	31,835
3,843	172,403	1,541	193,144
2,234	28,277	375	38,990
105,024	2,128,665	65,343	3,059,242
33,119	164,978	3,679	443,189
138,143	2,293,643	69,022	3,502,431
$ 144,220	$ 2,494,323	$ 70,938	$ 3,734,565

PARISH OF ASCENSION
LOUISIANA

PARISH OF ASCENSION

NONMAJOR SPECIAL REVENUE FUNDS
COMBINING STATEMENT OF REVENUES, EXPENDITURES AND CHANGES IN FUND BALANCES

For the year ended December 31, 2017

	West Ascension Drainage	Health Unit	Mental Health Center	Fire Protection District No. 1
REVENUES				
Taxes:				
Ad valorem	$ 959,895	$ 2,440,964	$ 2,440,454	$ -
Sales	-	-	-	2,638,310
Franchise	-	-	-	-
Intergovernmental	33,777	458,631	114,007	255,494
Fines and forfeitures	-	-	-	-
Charges for services	-	-	-	-
Miscellaneous	9,853	27,674	133,228	90,960
Total revenues	1,003,525	2,927,269	2,687,689	2,984,764
EXPENDITURES				
Current function:				
General governmen	-	-	-	-
Public safety	-	-	-	1,904,938
Public works	975,481	-	-	-
Health and welfare	-	2,556,233	1,858,505	-
Culture and recreation	-	-	-	-
Capital outlay	68,130	65,422	-	734,367
Total expenditures	1,043,611	2,621,655	1,858,505	2,639,305
Excess (deficiency) of revenues over expenditures	(40,086)	305,614	829,184	345,459
OTHER FINANCING SOURCES (USES)				
Transfers in	100,000	27,000	44,000	-
Proceeds from insurance	-	-	-	231,469
Transfers out	(54,624)	-	-	(3,854,348)
Total other financing sources (uses)	45,376	27,000	44,000	(3,622,879)
Net change in fund balance	5,290	332,614	873,184	(3,277,420)
FUND BALANCE				
Beginning of year	1,625,968	3,806,867	5,685,658	10,508,020
End of year	$ 1,631,258	$ 4,139,481	$ 6,558,842	$ 7,230,600

(Continued)

PARISH OF ASCENSION

NONMAJOR SPECIAL REVENUE FUNDS
COMBINING STATEMENT OF REVENUES, EXPENDITURES AND CHANGES IN FUND BALANCES

For the year ended December 31, 2017

	Fire Protection District No. 2	Fire Protection District No. 3	Road Lighting District Nos. 1-7	Law Officers' Court	Council on Aging
REVENUES					
Taxes:					
Ad valorem	$ -	$ 4,458,168	$ 990,617	$ -	$ 1,830,270
Sales	527,662	892,966	-	-	-
Franchise	-	-	17,298	-	-
Intergovernmental	12,517	513,840	42,924	-	-
Fines and forfeitures	-	-	-	212,603	-
Charges for services	-	-	-	-	-
Miscellaneous	12,925	42,046	15,055	930	1,282
Total revenues	553,104	5,907,020	1,065,894	213,533	1,831,552
EXPENDITURES					
Current function:					
General government	-	-	-	63,158	-
Public safety	319,430	4,743,518	-	145,000	-
Public works	-	-	463,988	-	-
Health and welfare	-	-	-	-	1,693,636
Culture and recreation	-	-	-	-	-
Capital outlay	488,849	449,960	-	-	-
Total expenditures	808,279	5,193,478	463,988	208,158	1,693,636
Excess (deficiency) of revenues over expenditures	(255,175)	713,542	601,906	5,375	137,916
OTHER FINANCING SOURCES (USES)					
Transfers in	-	-	-	-	-
Proceeds from insurance	-	-	-	-	-
Transfers out	-	-	-	-	-
Total other financing sources (uses)	-	-	-	-	-
Net change in fund balance	(255,175)	713,542	601,906	5,375	137,916
FUND BALANCE					
Beginning of year	1,730,402	10,934,990	2,900,525	44,174	1,640,487
End of year	$ 1,475,227	$ 11,648,532	$ 3,502,431	$ 49,549	$ 1,778,403

(Continued)

PARISH OF ASCENSION

NONMAJOR SPECIAL REVENUE FUNDS
COMBINING STATEMENT OF REVENUES, EXPENDITURES AND CHANGES IN FUND BALANCES

For the year ended December 31, 2017

	Judicial District Families in Need of Services	Library	FEMA - Repetitive Loss Reduction	Section 8	Total Nonmajor Special Revenue Funds
REVENUES					
Taxes:					
Ad valorem	$ -	$ 8,009,940	$ -	$ -	$ 21,130,308
Sales	-	-	-	-	4,058,938
Franchise	-	-	-	-	17,298
Intergovernmental	164,000	368,253	219,778	715,483	2,898,704
Fines and forfeitures	-	32,661	-	-	245,264
Charges for services	-	27,227	-	-	27,227
Miscellaneous	107	15,810	6,300	5,503	361,673
Total revenues	164,107	8,453,891	226,078	720,986	28,739,412
EXPENDITURES					
Current function:					
General government	-	-	-	-	63,158
Public safety	-	-	-	-	7,112,886
Public works	-	-	263,647	-	1,703,116
Health and welfare	231,691	-	-	720,986	7,061,051
Culture and recreation	-	5,069,072	-	-	5,069,072
Capital outlay	-	492,846	-	-	2,299,574
Total expenditures	231,691	5,561,918	263,647	720,986	23,308,857
Excess (deficiency) of revenues over expenditures	(67,584)	2,891,973	(37,569)	-	5,430,555
OTHER FINANCING SOURCES (USES)					
Transfers in	65,004	-	-	-	236,004
Proceeds from insurance	-	-	-	-	231,469
Transfers out	-	(2,141,378)	-	-	(6,050,350)
Total other financing sources (uses)	65,004	(2,141,378)	-	-	(5,582,877)
Net change in fund balance	(2,580)	750,595	(37,569)	-	(152,322)
FUND BALANCE					
Beginning of year	45,784	10,598,913	1,274,108	-	50,795,896
End of year	$ 43,204	$ 11,349,508	$ 1,236,539	$ -	$ 50,643,574

PARISH OF ASCENSION
SPECIAL REVENUE FUNDS - ROAD LIGHTING DISTRICTS

COMBINING STATEMENT OF REVENUES, EXPENDITURES AND CHANGES IN FUND BALANCES

For the year ended December 31, 2017

	Road Lighting District No. 1	Road Lighting District No. 2	Road Lighting District No. 3	Road Lighting District No. 4
REVENUES				
Taxes:				
Ad valorem	$ 50,069	$ 63,972	$ 53,749	$ 21,167
Franchise	-	-	-	17,298
Intergovernmental	4,716	329	3,563	1,675
Miscellaneous	3,200	1,693	1,579	1,079
Total revenues	57,985	65,994	58,891	41,219
EXPENDITURES				
Current function:				
Public works	33,356	36,275	30,279	22,122
Net change in fund balance	24,629	29,719	28,612	19,097
FUND BALANCE				
Beginning of year	375,878	204,832	191,273	127,583
End of year	$ 400,507	$ 234,551	$ 219,885	$ 146,680

Road Lighting District No. 5	Road Lighting District No. 6	Road Lighting District No. 7	Total Road Lighting Districts
$ 29,915	$ 758,101	$ 13,644	$ 990,617
-	-	-	17,298
2,874	29,199	568	42,924
1,056	5,921	527	15,055
33,845	793,221	14,739	1,065,894
24,965	308,533	8,458	463,988
8,880	484,688	6,281	601,906
129,263	1,808,955	62,741	2,900,525
$ 138,143	$ 2,293,643	$ 69,022	$ 3,502,431

PARISH OF ASCENSION
WEST ASCENSION DRAINAGE FUND

SCHEDULE OF REVENUES, EXPENDITURES, AND CHANGES IN FUND BALANCE - BUDGET AND ACTUAL

For the year ended December 31, 2017

	Final Budget	Actual	Variance - positive (negative)
REVENUES			
Taxes:			
Ad valorem	$ 960,000	$ 959,895	$ (105)
Intergovernmental:			
State revenue sharing	32,500	32,996	496
FEMA reimbursement	-	781	781
Miscellaneous:			
Interest	7,500	9,853	2,353
Total revenues	1,000,000	1,003,525	3,525
EXPENDITURES			
Current function:			
Public works:			
Personnel	633,000	590,229	42,771
Contribution to retirement system	31,000	31,663	(663)
Materials and supplies	97,000	45,519	51,481
Insurance	35,500	35,500	-
Equipment maintenance	163,000	135,255	27,745
Other charges and services	200,000	137,315	62,685
Capital outlay	200,000	68,130	131,870
Total expenditures	1,359,500	1,043,611	315,889
Excess (deficiency) of revenues over expenditures	(359,500)	(40,086)	319,414
OTHER FINANCING SOURCES (USES)			
Transfers in	100,000	100,000	-
Transfers out	(54,500)	(54,624)	(124)
Total other financing sources (uses)	45,500	45,376	(124)
Net change in fund balance	$ (314,000)	5,290	$ 319,290
FUND BALANCE			
Beginning of year		1,625,968	
End of year		$ 1,631,258	

PARISH OF ASCENSION
HEALTH UNIT FUND

SCHEDULE OF REVENUES, EXPENDITURES, AND CHANGES IN FUND BALANCE - BUDGET AND ACTUAL

For the year ended December 31, 2017

	Final Budget	Actual	Variance - positive (negative)
REVENUES			
Taxes:			
Ad valorem	$ 2,449,000	$ 2,440,964	$ (8,036)
Intergovernmental:			
State revenue sharing	117,500	122,426	4,926
Other	318,000	336,205	18,205
Miscellaneous:			
Interest	17,500	15,181	(2,319)
Other	8,500	12,493	3,993
Total revenues	2,910,500	2,927,269	16,769
EXPENDITURES			
Current function:			
Health and welfare:			
Personnel	1,896,000	1,902,573	(6,573)
Contribution to retirement system	77,500	80,460	(2,960)
Health unit operations	479,000	382,837	96,163
Animal and mosquito control	204,000	181,920	22,080
Operating lease payments	8,500	8,443	57
Capital outlay	74,000	65,422	8,578
Total expenditures	2,739,000	2,621,655	117,345
Excess of revenues over expenditures	171,500	305,614	134,114
OTHER FINANCING SOURCES			
Transfers in	27,000	27,000	-
Net change in fund balance	$ 198,500	332,614	$ 134,114
FUND BALANCE			
Beginning of year		3,806,867	
End of year		$ 4,139,481	

PARISH OF ASCENSION
MENTAL HEALTH CENTER FUND

SCHEDULE OF REVENUES, EXPENDITURES, AND CHANGES IN FUND BALANCE - BUDGET AND ACTUAL

For the year ended December 31, 2017

	Final Budget	Actual	Variance - positive (negative)
REVENUES			
Taxes:			
Ad valorem	$ 2,449,000	$ 2,440,454	$ (8,546)
Intergovernmental:			
State revenue sharing	109,500	114,007	4,507
Miscellaneous:			
Interest	28,500	19,322	(9,178)
Other	83,000	113,906	30,906
Total revenues	2,670,000	2,687,689	17,689
EXPENDITURES			
Current function:			
Health and welfare:			
Personnel	1,209,000	1,090,430	118,570
Contribution to retirement system	77,500	80,460	(2,960)
Telephone	16,000	14,088	1,912
Maintenance	153,000	151,080	1,920
Professional and medical services	373,000	327,132	45,868
Other charges and services	233,500	195,315	38,185
Total expenditures	2,062,000	1,858,505	203,495
Excess of revenues over expenditures	608,000	829,184	221,184
OTHER FINANCING SOURCES			
Transfers in	44,000	44,000	-
Net change in fund balance	$ 652,000	873,184	$ 221,184
FUND BALANCE			
Beginning of year		5,685,658	
End of year		$ 6,558,842	

PARISH OF ASCENSION
FIRE PROTECTION DISTRICT NO. 1 FUND

SCHEDULE OF REVENUES, EXPENDITURES, AND CHANGES IN FUND BALANCE - BUDGET AND ACTUAL

For the year ended December 31, 2017

	Final Budget	Actual	Variance - positive (negative)
REVENUES			
Taxes:			
Sales tax	$ 2,738,500	$ 2,638,310	$ (100,190)
Intergovernmental:			
Fire insurance rebate	248,000	255,294	7,294
Other	1,000	200	(800)
Miscellaneous:			
Interest	65,000	85,341	20,341
Other	143,000	5,619	(137,381)
Total revenues	3,195,500	2,984,764	(210,736)
EXPENDITURES			
Current function:			
Public safety:			
Personnel	589,500	562,224	27,276
Maintenance	332,500	257,733	74,767
Fire protection and service	406,000	172,154	233,846
Insurance	212,000	213,926	(1,926)
Professional	25,000	58,893	(33,893)
Intergovernmental payments	368,500	374,927	(6,427)
Other charges and services	212,500	265,081	(52,581)
Capital outlay	848,000	734,367	113,633
Total expenditures	2,994,000	2,639,305	354,695
Excess of revenues over expenditures	201,500	345,459	143,959
OTHER FINANCING USES			
Proceeds from insurance	-	231,469	231,469
Transfers out	(3,854,000)	(3,854,348)	(348)
Net change in fund balance	$ (3,652,500)	(3,277,420)	$ 375,080
FUND BALANCE			
Beginning of year		10,508,020	
End of year		$ 7,230,600	

PARISH OF ASCENSION
FIRE PROTECTION DISTRICT NO. 2 FUND

SCHEDULE OF REVENUES, EXPENDITURES, AND CHANGES IN FUND BALANCE - BUDGET AND ACTUAL

For the year ended December 31, 2017

	Final Budget	Actual	Variance - positive (negative)
REVENUES			
Taxes:			
Sales tax	$ 547,500	$ 527,662	$ (19,838)
Intergovernmental:			
Fire insurance rebate	12,500	12,517	17
Miscellaneous:			
Interest	12,500	12,925	425
Total revenues	572,500	553,104	(19,396)
EXPENDITURES			
Current function:			
Public safety:			
Distribution to fire service unit	203,500	203,166	334
Insurance	30,000	27,071	2,929
Repairs and maintenance	42,500	10,339	32,161
Professional	4,000	7,135	(3,135)
Fire protection and service	25,000	38,238	(13,238)
Other charges and services	42,000	33,481	8,519
Capital outlay	500,000	488,849	11,151
Total expenditures	847,000	808,279	38,721
Net change in fund balance	$ (274,500)	(255,175)	$ 19,325
FUND BALANCE			
Beginning of year		1,730,402	
End of year		$ 1,475,227	

PARISH OF ASCENSION
FIRE PROTECTION DISTRICT NO. 3 FUND

SCHEDULE OF REVENUES, EXPENDITURES, AND CHANGES IN FUND BALANCE - BUDGET AND ACTUAL

For the year ended December 31, 2017

	Final Budget	Actual	Variance - positive (negative)
REVENUES			
Taxes:			
Ad valorem	$ 4,426,000	$ 4,458,168	$ 32,168
Sales	927,000	892,966	(34,034)
Intergovernmental:			
State revenue sharing	232,000	365,692	133,692
Fire insurance rebate	148,000	148,148	148
Miscellaneous:			
Interest	56,000	42,046	(13,954)
Total revenues	5,789,000	5,907,020	118,020
EXPENDITURES			
Current function:			
Public safety:			
Personnel	4,370,000	3,527,366	842,634
Contribution to retirement system	135,500	148,004	(12,504)
Maintenance	165,500	167,747	(2,247)
Insurance	83,500	77,747	5,753
Operating supplies	788,500	645,693	142,807
Fuel	36,000	26,664	9,336
Other	151,500	150,297	1,203
Capital outlay	818,000	449,960	368,040
Total expenditures	6,548,500	5,193,478	1,355,022
Net change in fund balance	$ (759,500)	713,542	$ 1,473,042
FUND BALANCE			
Beginning of year		10,934,990	
End of year		$ 11,648,532	

PARISH OF ASCENSION
ROAD LIGHTING DISTRICT NO. 1 FUND

SCHEDULE OF REVENUES, EXPENDITURES, AND CHANGES IN FUND BALANCE - BUDGET AND ACTUAL

For the year ended December 31, 2017

	Final Budget	Actual	Variance - positive (negative)
REVENUES			
Taxes:			
Ad valorem	$ 49,000	$ 50,069	$ 1,069
Intergovernmental:			
State revenue sharing	4,500	4,716	216
Miscellaneous:			
Interest	2,000	3,200	1,200
Total revenues	55,500	57,985	2,485
EXPENDITURES			
Current function:			
Public works:			
Contribution to retirement system	2,000	1,712	288
Utilities	33,500	29,643	3,857
Other	2,000	2,001	(1)
Total expenditures	37,500	33,356	4,144
Net change in fund balance	$ 18,000	24,629	$ 6,629
FUND BALANCE			
Beginning of year		375,878	
End of year		$ 400,507	

PARISH OF ASCENSION
ROAD LIGHTING DISTRICT NO. 2 FUND

SCHEDULE OF REVENUES, EXPENDITURES, AND CHANGES IN FUND BALANCE - BUDGET AND ACTUAL

For the year ended December 31, 2017

	Final Budget	Actual	Variance - positive (negative)
REVENUES			
Taxes:			
Ad valorem	$ 64,000	$ 63,972	$ (28)
Intergovernmental:			
State revenue sharing	-	329	329
Miscellaneous:			
Interest	1,000	1,693	693
Total revenues	65,000	65,994	994
EXPENDITURES			
Current function:			
Public works:			
Contribution to retirement system	2,500	2,105	395
Utilities	29,500	26,801	2,699
Other	7,500	7,369	131
Total expenditures	39,500	36,275	3,225
Net change in fund balance	$ 25,500	29,719	$ 4,219
FUND BALANCE			
Beginning of year		204,832	
End of year		$ 234,551	

PARISH OF ASCENSION
ROAD LIGHTING DISTRICT NO. 3 FUND

SCHEDULE OF REVENUES, EXPENDITURES, AND CHANGES IN FUND BALANCE - BUDGET AND ACTUAL

For the year ended December 31, 2017

	Final Budget	Actual	Variance - positive (negative)
REVENUES			
Taxes:			
Ad valorem	$ 54,500	$ 53,749	$ (751)
Intergovernmental:			
State revenue sharing	3,500	3,563	63
Miscellaneous:			
Interest	1,000	1,579	579
Total revenues	59,000	58,891	(109)
EXPENDITURES			
Current function:			
Public works:			
Contribution to retirement system	2,500	1,784	716
Utilities	32,500	26,495	6,005
Other	2,000	2,000	-
Total expenditures	37,000	30,279	6,721
Net change in fund balance	$ 22,000	28,612	$ 6,612
FUND BALANCE			
Beginning of year		191,273	
End of year		$ 219,885	

PARISH OF ASCENSION
ROAD LIGHTING DISTRICT NO. 4 FUND

SCHEDULE OF REVENUES, EXPENDITURES, AND CHANGES IN FUND BALANCE - BUDGET AND ACTUAL

For the year ended December 31, 2017

	Final Budget	Actual	Variance - positive (negative)
REVENUES			
Taxes:			
Ad valorem	$ 15,000	$ 21,167	$ 6,167
Franchise	20,000	17,298	(2,702)
Intergovernmental:			
State revenue sharing	1,500	1,675	175
Miscellaneous:			
Interest	500	1,079	579
Total revenues	37,000	41,219	4,219
EXPENDITURES			
Public works:			
Contribution to retirement system	1,000	523	477
Utilities	22,500	20,100	2,400
Other	1,500	1,499	1
Total expenditures	25,000	22,122	2,878
Net change in fund balance	$ 12,000	19,097	$ 7,097
FUND BALANCE			
Beginning of year		127,583	
End of year		$ 146,680	

PARISH OF ASCENSION
ROAD LIGHTING DISTRICT NO. 5 FUND

SCHEDULE OF REVENUES, EXPENDITURES, AND CHANGES IN FUND BALANCE - BUDGET AND ACTUAL

For the year ended December 31, 2017

	Final Budget	Actual	Variance - positive (negative)
REVENUES			
Taxes:			
Ad valorem	$ 30,000	$ 29,915	$ (85)
Intergovernmental:			
State revenue sharing	2,500	2,874	374
Miscellaneous:			
Interest	500	1,056	556
Total revenues	33,000	33,845	845
EXPENDITURES			
Current function:			
Public works:			
Contribution to retirement system	1,500	1,036	464
Utilities	25,500	22,429	3,071
Other	1,500	1,500	-
Total expenditures	28,500	24,965	3,535
Net change in fund balance	$ 4,500	8,880	$ 4,380
FUND BALANCE			
Beginning of year		129,263	
End of year		$ 138,143	

PARISH OF ASCENSION
ROAD LIGHTING DISTRICT NO. 6 FUND

SCHEDULE OF REVENUES, EXPENDITURES, AND CHANGES IN FUND BALANCE - BUDGET AND ACTUAL

For the year ended December 31, 2017

	Final Budget	Actual	Variance - positive (negative)
REVENUES			
Taxes:			
Ad valorem	$ 737,000	$ 758,101	$ 21,101
Intergovernmental:			
State revenue sharing	28,000	29,199	1,199
Miscellaneous:			
Interest	10,500	5,921	(4,579)
Total revenues	775,500	793,221	17,721
EXPENDITURES			
Current function:			
Public works:			
Contribution to retirement system	26,000	24,218	1,782
Utilities	400,000	255,315	144,685
Other	29,000	29,000	-
Total expenditures	455,000	308,533	146,467
Net change in fund balance	$ 320,500	484,688	$ 164,188
FUND BALANCE			
Beginning of year		1,808,955	
End of year		$ 2,293,643	

PARISH OF ASCENSION
ROAD LIGHTING DISTRICT NO. 7 FUND

SCHEDULE OF REVENUES, EXPENDITURES, AND CHANGES IN FUND BALANCE - BUDGET AND ACTUAL

For the year ended December 31, 2017

	Final Budget	Actual	Variance - positive (negative)
REVENUES			
Taxes:			
Ad valorem	$ 13,500	$ 13,644	$ 144
Intergovernmental:			
State revenue sharing	500	568	68
Miscellaneous:			
Interest	-	527	527
Total revenues	14,000	14,739	739
EXPENDITURES			
Current function:			
Public works:			
Contribution to retirement system	500	457	43
Utilities	10,000	7,501	2,499
Other	500	500	-
Total expenditures	11,000	8,458	2,542
Net change in fund balance	$ 3,000	6,281	$ 3,281
FUND BALANCE			
Beginning of year		62,741	
End of year		$ 69,022	

PARISH OF ASCENSION
LAW OFFICERS' COURT FUND

SCHEDULE OF REVENUES, EXPENDITURES, AND CHANGES IN FUND BALANCE - BUDGET AND ACTUAL

For the year ended December 31, 2017

	Final Budget	Actual	Variance - positive (negative)
REVENUES			
Fines and forfeitures	$ 190,000	$ 212,603	$ 22,603
Miscellaneous:			
Interest	-	930	930
Total revenues	190,000	213,533	23,533
EXPENDITURES			
Current function:			
General government:			
Juror and witnesses fees	78,000	63,158	14,842
Public safety:			
Criminal Court - appropriation	144,500	145,000	(500)
Total expenditures	222,500	208,158	14,342
Net change in fund balance	$ (32,500)	5,375	$ 37,875
FUND BALANCE			
Beginning of year		44,174	
End of year		$ 49,549	

PARISH OF ASCENSION
COUNCIL ON AGING FUND

SCHEDULE OF REVENUES, EXPENDITURES, AND CHANGES IN FUND BALANCE - BUDGET AND ACTUAL

For the year ended December 31, 2017

	Final Budget	Actual	Variance - positive (negative)
REVENUES			
Taxes:			
Ad valorem	$ 1,836,500	$ 1,830,270	$ (6,230)
Miscellaneous:			
Interest	2,000	1,282	(718)
Total revenues	1,838,500	1,831,552	(6,948)
EXPENDITURES			
Current function:			
Health and welfare:			
Contribution to retirement system	58,000	60,349	(2,349)
Appropriations and grants	1,632,500	1,632,087	413
Other	1,200	1,200	-
Total expenditures	1,691,700	1,693,636	(1,936)
Net change in fund balance	$ 146,800	137,916	$ (8,884)
FUND BALANCE			
Beginning of year		1,640,487	
End of year		$ 1,778,403	

PARISH OF ASCENSION
JUDICIAL DISTRICT FAMILIES IN NEED OF SERVICES (FINS) FUND

SCHEDULE OF REVENUES, EXPENDITURES, AND CHANGES IN FUND BALANCE - BUDGET AND ACTUAL

For the year ended December 31, 2017

	Final Budget	Actual	Variance - positive (negative)
REVENUES			
Intergovernmental:			
Criminal Court - appropriation	$ 54,000	$ 54,000	$ -
Parish Court - appropriation	30,000	30,000	-
Other appropriations	85,000	80,000	(5,000)
Miscellaneous:			
Interest	-	107	107
Total revenues	169,000	164,107	(5,000)
EXPENDITURES			
Current function:			
Health and welfare:			
Personnel	234,000	231,691	2,309
Excess (deficiency) of revenues over expenditures	(65,000)	(67,584)	(2,584)
OTHER FINANCING SOURCES			
Transfers in	65,000	65,004	4
Net change in fund balance	$ -	(2,580)	$ (2,580)
FUND BALANCE			
Beginning of year		45,784	
End of year		$ 43,204	

PARISH OF ASCENSION
ASCENSION PARISH LIBRARY FUND

SCHEDULE OF REVENUES, EXPENDITURES, AND CHANGES IN FUND BALANCE - BUDGET AND ACTUAL

For the year ended December 31, 2017

	Final Budget	Actual	Variance - positive (negative)
REVENUES			
Taxes:			
Ad valorem	$ 8,029,828	$ 8,009,940	$ (19,888)
Intergovernmental:			
State revenue sharing	344,000	368,253	24,253
Fines and forfeitures	27,000	32,661	5,661
Charges for services	26,000	27,227	1,227
Miscellaneous:			
Use of money and property	6,000	5,791	(209)
Other	-	10,019	10,019
Total revenues	8,432,828	8,453,891	21,063
EXPENDITURES			
Current function:			
Culture and recreation:			
Library administration	4,928,500	3,533,591	1,394,909
Operating services	1,541,970	1,115,080	426,890
Materials and supplies	236,125	135,990	100,135
Travel and mileage	21,000	13,295	7,705
Miscellaneous	299,000	271,116	27,884
Capital outlay	637,750	492,846	144,904
Total expenditures	7,664,345	5,561,918	2,102,427
Excess of revenues over expenditures	768,483	2,891,973	2,123,490
OTHER FINANCING USES			
Transfers out	(695,000)	(2,141,378)	(1,446,378)
Net change in fund balance	$ 73,483	750,595	$ 677,112
FUND BALANCE			
Beginning of year		10,598,913	
End of year		$ 11,349,508	

PARISH OF ASCENSION
FEMA - REPETITIVE LOSS REDUCTION FUND

SCHEDULE OF REVENUES, EXPENDITURES, AND CHANGES IN FUND BALANCE - BUDGET AND ACTUAL

For the year ended December 31, 2017

	Final Budget	Actual	Variance - positive (negative)
REVENUES			
Intergovernmental:			
Grant - Flood mitigation	$ 8,000	$ 219,778	$ 211,778
Miscellaneous:			
Other	2,000	6,300	(4,300)
Total revenues	10,000	226,078	211,778
EXPENDITURES			
Current function:			
Public works:			
Appropriations and grants	-	263,647	(263,647)
Capital outlay	447,500	-	447,500
Total expenditures	447,500	263,647	183,853
Net change in fund balance	$ (437,500)	(37,569)	$ 395,631
FUND BALANCE			
Beginning of year		1,274,108	
End of year		$ 1,236,539	

PARISH OF ASCENSION
SECTION 8 FUND

SCHEDULE OF REVENUES, EXPENDITURES, AND CHANGES IN FUND BALANCE - BUDGET AND ACTUAL

For the year ended December 31, 2017

	Final Budget	Actual	Variance - positive (negative)
REVENUES			
Intergovernmental:			
Grant - HUD	$ 729,000	$ 715,483	$ (13,517)
Miscellaneous:			
Other	1,500	4,555	3,055
Interest	-	948	948
Total revenue	730,500	720,986	(9,514)
EXPENDITURES			
Current function:			
Health and welfare:			
Housing and utility assistance	652,000	649,767	2,233
Consultant and administration	75,500	65,369	10,131
Professional services	3,000	5,850	(2,850)
Total expenditures	730,500	720,986	9,514
Net change in fund balance	$ -	-	$ -
FUND BALANCE			
Beginning of year		-	
End of year		$ -	

PARISH OF ASCENSION

LOUISIANA

PARISH OF ASCENSION
NONMAJOR DEBT SERVICE FUNDS

COMBINING BALANCE SHEET

December 31, 2017

	Public Improvement Bonds				
	Sales & Use Tax No. 1 Sinking	East Ascension Drainage Sinking	West Ascension Drainage Sinking	Sales & Use Tax No. 2 Sinking	Fire Protection District No. 1 Sinking
ASSETS					
Cash and cash equivalents	$ 224,033	$ 431,568	$ 24	$ 738,883	$ 29
Investments	571,459	153,578	61,410	162,183	146,627
Accounts receivable, net	125,504	-	-	-	-
Total assets	$ 920,996	$ 585,146	$ 61,434	$ 901,066	$ 146,656
LIABILITIES AND FUND BALANCE					
LIABILITIES					
Accounts payable	2,250	-	-	-	-
FUND BALANCE					
Restricted for debt service	918,746	585,146	61,434	901,066	146,656
Total liabilities and fund balance	$ 920,996	$ 585,146	$ 61,434	$ 901,066	$ 146,656

General Obligation Debt		
Equipment Installment Purchase	Library Bond	Total Nonmajor Debt Service Funds
$ -	$ 47	$ 1,394,584
13	396,561	1,491,831
-	-	125,504
$ 13	$ 396,608	$ 3,011,919
-	-	2,250
13	396,608	3,009,669
$ 13	$ 396,608	$ 3,011,919

PARISH OF ASCENSION
NONMAJOR DEBT SERVICE FUNDS

COMBINING STATEMENT OF REVENUES, EXPENDITURES AND CHANGES IN FUND BALANCES

For the year ended December 31, 2017

	Public Improvement Bonds				
	Sales & Use Tax No. 1 Sinking	East Ascension Drainage Sinking	West Ascension Drainage Sinking	Sales & Use Tax No. 2 Sinking	Fire Protection District No. 1 Sinking
REVENUES					
Charges for services	$ 358,271	$ -	$ -	$ -	$ -
Miscellaneous	2,591	7,719	-	675	-
Total revenues	360,862	7,719	-	675	-
EXPENDITURES					
General government	2,250	-	1,000	-	-
Debt service:					
Principal	582,000	1,725,000	40,000	-	290,000
Interest	190,576	2,280,550	10,389	-	65,496
Total expenditures	774,826	4,005,550	51,389	-	355,496
Excess (deficiency) of revenues over expenditures	(413,964)	(3,997,831)	(51,389)	675	(355,496)
OTHER FINANCING SOURCES					
Transfers in	417,229	4,001,404	54,624	738,500	354,348
Net change in fund balance	3,265	3,573	3,235	739,175	(1,148)
FUND BALANCE					
Beginning of year	915,481	581,573	58,199	161,891	147,804
End of year	$ 918,746	$ 585,146	$ 61,434	$ 901,066	$ 146,656

General Obligation Debt		
Equipment Installment Purchase	Library Bond	Nonmajor Debt Service Funds
$ -	$ -	$ 358,271
4	2,457	13,446
4	2,457	371,717
-	-	3,250
52,867	365,000	3,054,867
880	224,856	2,772,747
53,747	589,856	5,830,864
(53,743)	(587,399)	(5,459,147)
53,747	601,798	6,221,650
4	14,399	762,503
9	382,209	2,247,166
$ 13	$ 396,608	$ 3,009,669

PARISH OF ASCENSION
SALES AND USE TAX NO. 1 SINKING FUND

SCHEDULE OF REVENUES, EXPENDITURES, AND CHANGES IN FUND BALANCE - BUDGET AND ACTUAL

For the year ended December 31, 2017

	Final Budget	Actual	Variance - positive (negative)
REVENUES			
Charges for services	$ 300,000	$ 358,271	$ 58,271
Miscellaneous:			
Interest	-	2,591	2,591
Total revenues	300,000	360,862	60,862
EXPENDITURES			
General government:			
Professional services	-	2,250	(2,250)
Debt service:			
Principal	582,000	582,000	-
Interest	194,000	190,576	3,424
Total expenditures	776,000	774,826	1,174
Excess (deficiency) of revenues over expenditures	(476,000)	(413,964)	62,036
OTHER FINANCING SOURCES			
Transfers in	475,500	417,229	(58,271)
Net change in fund balance	$ (500)	3,265	$ 3,765
FUND BALANCE			
Beginning of year		915,481	
End of year		$ 918,746	

PARISH OF ASCENSION
EAST ASCENSION DRAINAGE SINKING FUND

SCHEDULE OF REVENUES, EXPENDITURES, AND CHANGES IN FUND BALANCE - BUDGET AND ACTUAL

For the year ended December 31, 2017

	Final Budget	Actual	Variance - positive (negative)
REVENUES			
Miscellaneous:			
Interest	$ -	$ 7,719	$ 7,719
EXPENDITURES			
Debt service:			
Principal	1,725,000	1,725,000	-
Interest	2,281,000	2,280,550	450
Total expenditures	4,006,000	4,005,550	450
Excess (deficiency) of revenues over expenditures	(4,006,000)	(3,997,831)	8,169
OTHER FINANCING SOURCES			
Transfers in	4,006,000	4,001,404	(4,596)
Net change in fund balance	$ -	3,573	$ 3,573
FUND BALANCE			
Beginning of year		581,573	
End of year		$ 585,146	

PARISH OF ASCENSION
WEST ASCENSION DRAINAGE SINKING FUND

SCHEDULE OF REVENUES, EXPENDITURES, AND CHANGES IN FUND BALANCE - BUDGET AND ACTUAL

For the year ended December 31, 2017

	Final Budget	Actual	Variance - positive (negative)
EXPENDITURES			
General government	$ 1,000	$ 1,000	$ -
Debt service:			
Principal	40,000	40,000	-
Interest	10,500	10,389	111
Total expenditures	51,500	51,389	111
OTHER FINANCING SOURCES			
Transfers in	54,500	54,624	124
Net change in fund balance	$ 3,000	3,235	$ 235
FUND BALANCE			
Beginning of year		58,199	
End of year		$ 61,434	

PARISH OF ASCENSION
SALES AND USE TAX NO. 2 SINKING FUND

SCHEDULE OF REVENUES, EXPENDITURES, AND CHANGES IN FUND BALANCE - BUDGET AND ACTUAL

For the year ended December 31, 2017

	Final Budget	Actual	Variance - positive (negative)
REVENUES			
Miscellaneous:			
Interest	$ -	$ 675	$ 675
OTHER FINANCING SOURCES			
Transfers in	738,500	738,500	-
Net change in fund balance	$ 738,500	739,175	$ 675
FUND BALANCE			
Beginning of year		161,891	
End of year		$ 901,066	

PARISH OF ASCENSION
FIRE PROTECTION DISTRICT NO. 1 SINKING FUND

SCHEDULE OF REVENUES, EXPENDITURES, AND CHANGES IN FUND BALANCE - BUDGET AND ACTUAL

For the year ended December 31, 2017

	Final Budget	Actual	Variance - positive (negative)
EXPENDITURES			
Debt service:			
Principal	$ 290,000	$ 290,000	$ -
Interest	65,500	65,496	4
Total expenditures	355,500	355,496	4
OTHER FINANCING SOURCES			
Transfers in	354,000	354,348	348
Net change in fund balance	$ (1,500)	(1,148)	$ 352
FUND BALANCE			
Beginning of year		147,804	
End of year		$ 146,656	

PARISH OF ASCENSION
EQUIPMENT INSTALLMENT PURCHASE DEBT SERVICE FUND

SCHEDULE OF REVENUES, EXPENDITURES, AND CHANGES IN FUND BALANCE - BUDGET AND ACTUAL

For the year ended December 31, 2017

	Final Budget	Actual	Variance - positive (negative)
REVENUES			
Miscellaneous:			
Interest	$ -	$ 4	$ 4
EXPENDITURES			
Debt service:			
Principal	53,000	52,867	133
Interest	1,000	880	120
Total expenditures	54,000	53,747	253
Excess (deficiency) of revenues over expenditures	(54,000)	(53,743)	257
OTHER FINANCING SOURCES			
Transfers in	54,500	53,747	(753)
Net change in fund balance	$ 500	4	$ (496)
FUND BALANCE			
Beginning of year		9	
End of year		$ 13	

PARISH OF ASCENSION
LIBRARY BOND FUND

SCHEDULE OF REVENUES, EXPENDITURES, AND CHANGES IN FUND BALANCE - BUDGET AND ACTUAL

For the year ended December 31, 2017

	Final Budget	Actual	Variance - positive (negative)
REVENUES			
Miscellaneous:			
Interest	$ 1,500	$ 2,457	$ 957
EXPENDITURES			
Debt service:			
Principal	365,000	365,000	-
Interest	225,000	224,856	144
Total expenditures	590,000	589,856	144
Excess (deficiency) of revenues over expenditures	(588,500)	(587,399)	1,101
OTHER FINANCING SOURCES			
Transfers in	601,500	601,798	298
Net change in fund balance	$ 13,000	14,399	$ 1,399
FUND BALANCE			
Beginning of year		382,209	
End of year		$ 396,608	

PARISH OF ASCENSION
LOUISIANA

PARISH OF ASCENSION
NONMAJOR CAPITAL PROJECTS FUNDS

COMBINING BALANCE SHEET

December 31, 2017

	Fire Protection District No. 1 Construction	Fire Protection District No. 2 Construction	Fire Protection District No. 3 Construction	Office Building Construction	Library Construction	Jail Construction	Community Development Block Grant
ASSETS							
Cash and cash equivalents	$ 288,243	$ -	$ -	$ 82,499	$ 6,456,876	$ -	$ 8
Investments	3,282,265	300,000	751,204	942,463	-	50,000	332,224
Accounts receivable, net	10,629	-	-	-	-	-	-
Due from other government:							
Grants	-	-	-	-	-	-	37,136
Total assets	$ 3,581,137	$ 300,000	$ 751,204	$ 1,024,962	$ 6,456,876	$ 50,000	$ 369,368
LIABILITIES, DEFERRED INFLOWS OF RESOURCES, AND FUND BALANCE							
LIABILITIES							
Accounts payable	$ -	$ 18,000	$ 1,070	$ 109,404	$ 169,308	$ -	$ 27,718
Contracts payable	-	-	64,705	-	-		-
Due to other funds	-	-	-	-	-	-	5
Total liabilities	-	18,000	65,775	109,404	169,308	-	27,723
DEFERRED INFLOWS OF RESOURCES							
Unavailable revenues	-	-	-	-	-	-	37,136
FUND BALANCE							
Restricted for construction of capital assets	3,581,137	282,000	685,429	-	6,287,568	-	304,509
Committed for construction of capital assets	-	-	-	915,558	-	50,000	-
Fund balance	3,581,137	282,000	685,429	915,558	6,287,568	50,000	304,509
Total liabilities, deferred inflows of resources, and fund balance	$ 3,581,137	$ 300,000	$ 751,204	$ 1,024,962	$ 6,456,876	$ 50,000	$ 369,368

Community Development Block Grant Construction	Park Construction	Lighting District Construction	Hazard Mitigation Grant	Courthouse East Construction	Infrastructure Project	Dedicated Special Project	Total Nonmajor Capital Project Funds
$ 203,792	$ -	$ -	$ 88,063	$ 25,001,085	$ 344,775	$ -	$ 32,465,341
2,320,617	400,478	290,804	1,002,787	207,418	3,926,073	-	13,806,333
7,515	-	-	3,247	-	12,652	-	34,043
208,247	294,000	-	85,882	-	-	110,162	735,427
$ 2,740,171	$ 694,478	$ 290,804	$ 1,179,979	$ 25,208,503	$ 4,283,500	$ 110,162	$ 47,041,144
$ -	$ 53,725	$ -	$ -	$ 28,421	$ -	$ -	$ 407,646
202,567	-	-	58,206	-	-	110,162	435,640
-	-	-	-	-	-	-	5
202,567	53,725	-	58,206	28,421	-	110,162	843,291
208,247	294,000	-	79,345	-	-	-	618,728
-	-	-	1,042,428	25,129,230	4,283,500	-	41,850,801
2,329,357	346,753	290,804	-	50,852	-	-	3,728,324
2,329,357	346,753	290,804	1,042,428	25,180,082	4,283,500	-	45,579,125
$ 2,740,171	$ 694,478	$ 290,804	$ 1,179,979	$ 25,208,503	$ 4,283,500	$ 110,162	$ 47,041,144

PARISH OF ASCENSION
NONMAJOR CAPITAL PROJECTS FUNDS

COMBINING STATEMENT OF REVENUES, EXPENDITURES AND CHANGES IN FUND BALANCES

For the year ended December 31, 2017

	Fire Protection District No. 1 Construction	Fire Protection District No. 2 Construction	Fire Protection District No. 3 Construction	Office Building Construction	Jail Construction	Library Construction	Community Development Block Grant
REVENUES							
Intergovernmental	$ -	$ -	$ -	$ -	$ -	$ -	$ 171,576
Miscellaneous	-	-	15,921	21,832	-	6,732	-
Total revenues	-	-	15,921	21,832	-	6,732	171,576
EXPENDITURES							
Current function:							
General government	-	-	-	643,041	-	-	-
Public safety	11,065	-	-	-	-	-	-
Public works	-	-	-	-	-	-	146,011
Culture and recreation	-	-	-	-	-	-	-
Debt service	-	-	-	-	-	-	-
Capital outlay	99,700	18,000	334,466	251,774	-	1,873,598	-
Total expenditures	110,765	18,000	334,466	894,815	-	1,873,598	146,011
Excess (deficiency) of revenues over expenditures	(110,765)	(18,000)	(318,545)	(872,983)	-	(1,866,866)	25,565
OTHER FINANCING SOURCES (USES)							
Transfers in	3,500,000	-	-	560,000	50,000	1,539,580	-
Issuance of debt	-	-	-	-		-	-
Premium on issuance	-	-	-	-	-	-	-
Transfers out	-	-	-	(44,000)	-	-	-
Total other financing sources (uses)	3,500,000	-	-	516,000	50,000	1,539,580	-
Net change in fund balance	3,389,235	(18,000)	(318,545)	(356,983)	50,000	(327,286)	25,565
FUND BALANCE							
Beginning of year	191,902	300,000	1,003,974	1,272,541	-	6,614,854	278,944
End of year	$ 3,581,137	$ 282,000	$ 685,429	$ 915,558	$ 50,000	$ 6,287,568	$ 304,509

Community Development Block Grant Construction	Park Construction	Lighting District Construction	Hazard Mitigation Grant	Courthouse East Construction	Infrastructure Project	Dedicated Special Project	Total Nonmajor Capital Project Funds
$ 74,248	$ -	$ -	$ 266,822	$ -	$ -	$ 165,243	$ 677,889
-	28,168	2,563	-	852	-	-	76,068
74,248	28,168	2,563	266,822	852	-	165,243	753,957
-	-	-	-	-		-	643,041
-	-	-	-	-	-	-	11,065
131	-	-	-	-	-	-	146,142
-	49,857	-	-	-	-	165,243	215,100
-	-	-	-	530,643	-	-	530,643
13,798	2,119,006	-	120,005	28,421	-	-	4,858,768
13,929	2,168,863	-	120,005	559,064	-	165,243	6,404,759
60,319	(2,140,695)	2,563	146,817	(558,212)	-	-	(5,650,802)
2,000,000	250,000	-	-	50,000	4,283,500	-	12,233,080
-	-	-	-	24,785,000	-	-	24,785,000
-	-	-	-	903,294	-	-	903,294
-	-	-	-	-	-	-	(44,000)
2,000,000	250,000	-	-	25,738,294	4,283,500	-	37,877,374
2,060,319	(1,890,695)	2,563	146,817	25,180,082	4,283,500	-	32,226,572
269,038	2,237,448	288,241	895,611	-	-	-	13,352,553
$ 2,329,357	$ 346,753	$ 290,804	$ 1,042,428	$ 25,180,082	$ 4,283,500	$ -	$ 45,579,125

PARISH OF ASCENSION
FIRE DISTRICT NO. 1 CONSTRUCTION FUND

SCHEDULE OF REVENUES, EXPENDITURES, AND CHANGES IN FUND BALANCE - BUDGET AND ACTUAL

For the year ended December 31, 2017

	Final Budget	Actual	Variance - positive (negative)
EXPENDITURES			
Current function:			
Public safety:			
Professional services	$ 3,500,000	$ 11,065	$ 3,488,935
Capital outlay	-	99,700	-
Excess (deficiency) of revenues over expenditures	(3,500,000)	(110,765)	3,389,235
OTHER FINANCING SOURCES			
Transfers in	3,500,000	3,500,000	-
Net change in fund balance	$ -	3,389,235	$ 3,389,235
FUND BALANCE			
Beginning of year		191,902	
End of year		$ 3,581,137	

PARISH OF ASCENSION
FIRE DISTRICT NO. 2 CONSTRUCTION FUND

SCHEDULE OF REVENUES, EXPENDITURES, AND CHANGES IN FUND BALANCE - BUDGET AND ACTUAL

For the year ended December 31, 2017

	Final Budget	Actual	Variance - positive (negative)
EXPENDITURES			
Capital outlay	$ 25,000	$ 18,000	$ 7,000
Net change in fund balance	$ (25,000)	(18,000)	$ 7,000
FUND BALANCE			
Beginning of year		300,000	
End of year		$ 282,000	

PARISH OF ASCENSION
FIRE DISTRICT NO. 3 CONSTRUCTION FUND

SCHEDULE OF REVENUES, EXPENDITURES, AND CHANGES IN FUND BALANCE - BUDGET AND ACTUAL

For the year ended December 31, 2017

	Final Budget	Actual	Variance - positive (negative)
REVENUES			
Miscellaneous:			
Interest	$ 12,000	$ 15,921	$ 3,921
EXPENDITURES			
Current function:			
Public safety:			
Landscape and architectural	31,000	-	31,000
Capital outlay	572,500	334,466	238,034
Total expenditures	603,500	334,466	872,534
Net change in fund balance	$ (591,500)	(318,545)	$ 272,955
FUND BALANCE			
Beginning of year		1,003,974	
End of year		$ 685,429	

PARISH OF ASCENSION
OFFICE BUILDING CONSTRUCTION FUND

SCHEDULE OF REVENUES, EXPENDITURES, AND CHANGES IN FUND BALANCE - BUDGET AND ACTUAL

For the year ended December 31, 2017

	Final Budget	Actual	Variance - positive (negative)
REVENUES			
Miscellaneous:			
Interest and other	$ -	$ 21,832	$ 21,832
EXPENDITURES			
Current function:			
General government:			
Professional services	-	643,041	(643,041)
Capital outlay	1,169,500	251,774	917,726
Total expenditures	1,169,500	894,815	274,685
Excess (deficiency) of revenues over expenditures	(1,169,500)	(872,983)	296,517
OTHER FINANCING SOURCES (USES)			
Transfers in	560,000	560,000	-
Transfers out	(44,000)	(44,000)	-
Total other financing uses	516,000	516,000	-
Net change in fund balance	$ (653,500)	(356,983)	$ 296,517
FUND BALANCE			
Beginning of year		1,272,541	
End of year		$ 915,558	

PARISH OF ASCENSION
LIBRARY CONSTRUCTION FUND

SCHEDULE OF REVENUES, EXPENDITURES, AND CHANGES IN FUND BALANCE - BUDGET AND ACTUAL

For the year ended December 31, 2017

	Final Budget	Actual	Variance - positive (negative)
REVENUES			
Miscellaneous:			
Interest and other	$ 6,000	$ 6,732	$ 732
EXPENDITURES			
Current function:			
Culture and recreation:			
Professional services	475,000	-	475,000
Capital outlay	3,600,000	1,873,598	1,726,402
Total expenditures	4,075,000	1,873,598	2,201,402
Excess (deficiency) of revenues over expenditures	(4,069,000)	(1,866,866)	2,202,134
OTHER FINANCING SOURCES			
Transfers in	-	1,539,580	1,539,580
Net change in fund balance	$ (4,069,000)	(327,286)	$ 2,202,866
FUND BALANCE			
Beginning of year		6,614,854	
End of year		$ 6,287,568	

PARISH OF ASCENSION
JAIL CONSTRUCTION FUND

SCHEDULE OF REVENUES, EXPENDITURES, AND CHANGES IN FUND BALANCE - BUDGET AND ACTUAL

For the year ended December 31, 2017

	Final Budget	Actual	Variance - positive (negative)
EXPENDITURES			
Current function:			
Public safety:			
Professional services	$ 50,000	$ -	$ 50,000
OTHER FINANCING SOURCES			
Transfers in	50,000	50,000	-
Net change in fund balance	$ -	50,000	$ 50,000
FUND BALANCE			
Beginning of year		-	
End of year		$ 50,000	

PARISH OF ASCENSION
COMMUNITY DEVELOPMENT BLOCK GRANT FUND

SCHEDULE OF REVENUES, EXPENDITURES, AND CHANGES IN FUND BALANCE - BUDGET AND ACTUAL

For the year ended December 31, 2017

	Final Budget	Actual	Variance - positive (negative)
REVENUES			
Intergovernmental:			
Grant	$ 150,500	$ 171,576	$ 21,076
EXPENDITURES			
Current function:			
Public works:			
Grants and appropriations	174,000	146,011	27,989
Net change in fund balance	$ (23,500)	25,565	$ 49,065
FUND BALANCE			
Beginning of year		278,944	
End of year		$ 304,509	

PARISH OF ASCENSION
COMMUNITY DEVELOPMENT BLOCK GRANT CONSTRUCTION FUND

SCHEDULE OF REVENUES, EXPENDITURES, AND CHANGES IN FUND BALANCE - BUDGET AND ACTUAL

For the year ended December 31, 2017

	Final Budget	Actual	Variance - positive (negative)
REVENUES			
Intergovernmental:			
Grant	$ 25,000	$ 74,248	$ 49,248
EXPENDITURES			
Current function:			
Public works:			
Professional services	-	131	(131)
Capital outlay	272,000	13,798	258,202
Total expenditures	272,000	13,929	258,071
Excess (deficiency) of revenues over expenditures	(247,000)	60,319	307,319
OTHER FINANCING SOURCES			
Transfers in	2,000,000	2,000,000	-
Net change in fund balance	$ 1,753,000	2,060,319	$ 307,319
FUND BALANCE			
Beginning of year		269,038	
End of year		$ 2,329,357	

PARISH OF ASCENSION
PARK CONSTRUCTION FUND

SCHEDULE OF REVENUES, EXPENDITURES, AND CHANGES IN FUND BALANCE - BUDGET AND ACTUAL

For the year ended December 31, 2017

	Final Budget	Actual	Variance - positive (negative)
REVENUES			
Miscellaneous:			
Interest and other	$ 7,000	$ 28,168	$ 21,168
EXPENDITURES			
Current function:			
Culture and recreation:			
Professional services	349,000	49,857	299,143
Capital outlay	2,042,500	2,119,006	(76,506)
Total expenditures	2,391,500	2,168,863	(55,338)
Excess (deficiency) of revenues over expenditures	(2,384,500)	(2,140,695)	243,805
OTHER FINANCING SOURCES			
Transfers in	250,000	250,000	-
Net change in fund balance	$ (2,134,500)	(1,890,695)	$ (55,338)
FUND BALANCE			
Beginning of year		2,237,448	
End of year		$ 346,753	

PARISH OF ASCENSION
LIGHTING DISTRICT CONSTRUCTION FUND

SCHEDULE OF REVENUES, EXPENDITURES, AND CHANGES IN FUND BALANCE - BUDGET AND ACTUAL

For the year ended December 31, 2017

	Final Budget	Actual	Variance - positive (negative)
REVENUES			
Miscellaneous:			
Interest and other	$ -	$ 2,563	$ 2,563
Net change in fund balance	$ -	2,563	$ 2,563
FUND BALANCE			
Beginning of year		288,241	
End of year		$ 290,804	

PARISH OF ASCENSION
HAZARD MITIGATION GRANT PROGRAM FUND

SCHEDULE OF REVENUES, EXPENDITURES, AND CHANGES IN FUND BALANCE - BUDGET AND ACTUAL

For the year ended December 31, 2017

	Final Budget	Actual	Variance - positive (negative)
REVENUES			
Intergovernmental:			
Grants	$ 136,000	$ 266,822	$ 130,822
EXPENDITURES			
Capital outlay	508,000	120,005	387,995
Net change in fund balance	$ (372,000)	146,817	$ 518,817
FUND BALANCE			
Beginning of year		895,611	
End of year		$ 1,042,428	

PARISH OF ASCENSION
COURTHOUSE EAST CONSTRUCTION FUND

SCHEDULE OF REVENUES, EXPENDITURES, AND CHANGES IN FUND BALANCE - BUDGET AND ACTUAL

For the year ended December 31, 2017

	Final Budget	Actual	Variance - positive (negative)
REVENUES			
Miscellaneous			
Interest and other	$ -	$ 852	$ 852
EXPENDITURES			
Debt service:			
Bond issue expense	476,000	530,643	(54,643)
Capital outlay	50,000	28,421	21,579
Total expenditures	526,000	559,064	(33,064)
Excess (deficiency) of revenues over expenditures	(526,000)	(558,212)	(558,212)
OTHER FINANCING SOURCES			
Transfers in	50,000	50,000	-
Proceeds from issuance	25,000,000	24,785,000	(215,000)
Premium on issuance	-	903,294	903,294
Total other financing sources	25,050,000	25,738,294	688,294
Net change in fund balance	$ 24,524,000	25,180,082	$ (558,212)
FUND BALANCE			
Beginning of year		-	
End of year		$ 25,180,082	

PARISH OF ASCENSION
INFRASTRUCTURE PROJECT FUND

SCHEDULE OF REVENUES, EXPENDITURES, AND CHANGES IN FUND BALANCE - BUDGET AND ACTUAL

For the year ended December 31, 2017

	Final Budget	Actual	Variance - positive (negative)
OTHER FINANCING SOURCES			
Transfers in	$ 4,283,500	$ 4,283,500	$ -
Net change in fund balance	$ 4,283,500	4,283,500	$ -
FUND BALANCE			
Beginning of year		-	
End of year		$ 4,283,500	

PARISH OF ASCENSION
DEDICATED SPECIAL PROJECT FUND

SCHEDULE OF REVENUES, EXPENDITURES, AND CHANGES IN FUND BALANCE - BUDGET AND ACTUAL

For the year ended December 31, 2017

	Final Budget	Actual	Variance - positive (negative)
REVENUES			
Intergovernmental:			
Grants	$ 100,000	$ 165,243	$ 65,243
EXPENDITURES			
Current function:			
Culture and recreation:			
Grants & appropriations	100,000	165,243	(65,243)
Net change in fund balance	$ -	-	$ -
FUND BALANCE			
Beginning of year		-	
End of year		$ -	

PARISH OF ASCENSION
ROAD PROJECT FUND - MAJOR FUND

SCHEDULE OF REVENUES, EXPENDITURES, AND CHANGES IN FUND BALANCE - BUDGET AND ACTUAL

For the ended year December 31, 2017

	Final Budget	Actual	Variance - positive (negative)
REVENUES			
Sales tax	$ 7,688,000	$ 8,117,877	$ 429,877
Intergovernmental:			
Grants	4,000	11,918	7,918
Miscellaneous:			
Interest and other	142,000	213,299	71,299
Total revenue	7,834,000	8,343,094	509,094
EXPENDITURES			
Current function:			
Public works	-	283,866	(283,866)
Capital outlay	6,126,000	4,270,885	1,855,115
Total expenditures	6,126,000	4,554,751	1,571,249
Excess of revenues over expenditures	1,708,000	3,788,343	2,080,343
OTHER FINANCING USES			
Transfers out	(13,000,000)	(13,738,500)	(738,500)
Net change in fund balance	$ (11,292,000)	(9,950,157)	$ 1,341,843
FUND BALANCE			
Beginning of year		22,456,235	
End of year		$ 12,506,078	

PARISH OF ASCENSION
EAST ASCENSION DRAINAGE PROJECT FUND - MAJOR FUND

SCHEDULE OF REVENUES, EXPENDITURES, AND CHANGES IN FUND BALANCE - BUDGET AND ACTUAL

For the ended year December 31, 2017

	Final Budget	Actual	Variance - positive (negative)
REVENUES			
Miscellaneous:			
Interest and other	$ 88,000	$ 159,202	$ 71,202
EXPENDITURES			
Current function:			
Public works	7,075,000	101,219	6,973,781
Capital outlay	8,600,000	9,454,914	(854,914)
Total expenditures	15,675,000	9,556,133	6,118,867
Excess (deficiency) of revenues over expenditures	(15,587,000)	(9,396,931)	6,190,069
OTHER FINANCING SOURCES			
Transfers in	750,000	750,000	-
Net change in fund balance	$ (14,837,000)	(8,646,931)	$ 6,190,069
FUND BALANCE			
Beginning of year		27,180,323	
End of year		$ 18,533,392	

PARISH OF ASCENSION
MOVE ASCENSION CONSTRUCTION FUND - MAJOR FUND

SCHEDULE OF REVENUES, EXPENDITURES, AND CHANGES IN FUND BALANCE - BUDGET AND ACTUAL

For the ended year December 31, 2017

	Final Budget	Actual	Variance - positive (negative)
EXPENDITURES			
Debt service:			
Bond issuance cost	$ 283,500	$ 622,666	$ (339,166)
Capital outlay	2,300,000	1,900,604	399,396
Total expenditures	2,583,500	2,523,270	60,230
Excess (deficiency) of revenues over expenditures	(2,583,500)	(2,523,270)	60,230
OTHER FINANCING SOURCES			
Transfers in	13,000,000	13,000,000	-
Proceeds from issuance	25,000,000	25,000,000	-
Premium on issuance	1,101,500	1,441,100	339,600
Total other financing sources	38,000,000	39,441,100	339,600
Net change in fund balance	$ 35,416,500	36,917,830	$ 60,230
FUND BALANCE			
Beginning of year		-	
End of year		$ 36,917,830	

PARISH OF ASCENSION

INTERNAL SERVICE FUNDS

MAINTENANCE FUND

The Maintenance Fund is used to account for general maintenance of real property for the Parish governmental units from which funding is provided.

INSURANCE FUND

The Ascension Parish Insurance Fund is a partially self-insured program for general liability, property insurance, auto liability and workers' compensation.

DENTAL INSURANCE FUND

The Dental Insurance Fund is a dental insurance program funded through payroll deductions, including a portion sponsored by the Parish, for its employees.

FLEET MANAGEMENT FUND

The Fleet Management Fund was used to account for the purchase, lease, and maintenance of vehicles and equipment for the Parish governmental units from which funding is provided. This fund was closed in 2017.

PARISH OF ASCENSION

COMBINING STATEMENT OF NET POSITION
INTERNAL SERVICE FUNDS

For the year ended December 31, 2017

	Maintenance	Insurance	Dental Insurance	Fleet Management	Total Internal Service Funds
ASSETS					
Current assets:					
Cash and cash equivalents	$ 155,457	$ 354,606	$ -	$ -	$ 510,063
Investments	1,757,540	3,989,331	99,646	-	5,846,517
Accounts receivable	5,843	13,077	1,603	-	20,523
Due from other governments	80,273	-	-	-	80,273
Total current assets	1,999,113	4,357,014	101,249	-	6,457,376
Noncurrent assets:					
Capital assets:					
Depreciable, net	252,089	-	-	-	252,089
Total assets	2,251,202	4,357,014	101,249	-	6,709,465
DEFERRED OUTFLOWS OF RESOURCES					
Pension liability	188,210	-	-	-	188,210
Total assets and deferred outflows of resources	$ 2,439,412	$ 4,357,014	$ 101,249	$ -	$ 6,897,675
LIABILITIES					
Current liabilities:					
Accounts payable and accrued liabilities	$ 181,599	$ 89,611	$ 13,947	$ -	$ 285,157
Accrued payroll	41,363	-	-	-	41,363
Total current liabilities	222,962	89,611	13,947	-	326,520
Noncurrent liabilities:					
Claims reserve					
Due within one year	-	388,706	-	-	388,706
Due in more than one year	-	934,253	-	-	934,253
Net pension liability	106,321	-	-	-	106,321
Total noncurrent liabilities	106,321	1,322,959	-	-	1,429,280
Total liabilities	329,283	1,412,570	13,947	-	1,755,800
DEFERRED INFLOWS OF RESOURCES					
Pension liability	31,416	-	-	-	31,416
NET POSITION					
Investment in capital assets	252,089	-	-	-	252,089
Unrestricted	1,826,624	2,944,444	87,302	-	4,858,370
Total net position	2,078,713	2,944,444	87,302	-	5,110,459
Total liabilities, deferred inflows of resources, and net position	$ 2,439,412	$ 4,357,014	$ 101,249	$ -	$ 6,897,675

PARISH OF ASCENSION

COMBINING STATEMENT OF REVENUES, EXPENDITURES AND CHANGES IN NET POSITION
INTERNAL SERVICE FUNDS

For the year ended December 31, 2017

	Maintenance	Insurance	Dental Insurance	Fleet Management	Total Internal Service Funds
OPERATING REVENUES					
Charges for services	$ 3,299,000	$ 1,597,001	$ 208,217	$ -	$ 5,104,218
OPERATING EXPENSES					
Personnel, general and administrative	1,254,298	-	-	35,669	1,289,967
Maintenance and supplies	742,273	-	-	46,534	788,807
Insurance premiums	7,000	790,442	-	-	797,442
Insurance claims	-	227,910	170,412	-	398,322
Rent and utilities	26,169	-	-	-	26,169
Professional services	-	63,674	24,854	-	88,528
Depreciation	59,568	-	-	-	59,568
Total operating expenses	2,089,308	1,082,026	195,266	82,203	3,448,803
Operating income	1,209,692	514,975	12,951	(82,203)	1,655,415
NONOPERATING REVENUES					
Grants and contributions	9,896	-	-	-	9,896
Investment earnings	-	11,528	602	13,803	25,933
Total nonoperating revenues	9,896	11,528	602	13,803	35,829
Income before transfers	1,219,588	526,503	13,553	(68,400)	1,691,244
Transfers in	23,500	-	-	-	23,500
Transfers out	(493,000)	-	-	(1,705,598)	(2,198,598)
Transfers of capital assets	-	-	-	(124,639)	(124,639)
Net income (loss)	750,088	526,503	13,553	(1,898,637)	(608,493)
NET POSITION					
Beginning of year	1,328,625	2,417,941	73,749	1,898,637	5,718,952
End of year	$ 2,078,713	$ 2,944,444	$ 87,302	$ -	$ 5,110,459

PARISH OF ASCENSION

COMBINING STATEMENT OF CASH FLOWS
INTERNAL SERVICE FUNDS

For the year ended December 31, 2017

	Maintenance	Insurance	Dental Insurance	Fleet Management	Total Internal Service Funds
CASH FLOWS FROM OPERATING ACTIVITIES					
Receipts from customers	$ 3,293,602	$ 1,593,210	$ 373,266	$ 4,300	$ 5,264,378
Payments to suppliers	(1,497,164)	(1,101,584)	(201,564)	(133,868)	(2,934,180)
Payments to employees	(445,497)	-	-	-	(445,497)
Net cash provided (used) by operating activities	1,350,941	491,626	171,702	(129,568)	1,884,701
CASH FLOWS FROM NONCAPITAL AND RELATED FINANCING ACTIVITIES					
Transfers in	23,500	-	-	-	23,500
Transfers out	(493,000)	-	-	(1,705,598)	(2,198,598)
Operating grants	9,896	-	-	-	9,896
Decrease in due from other governments	-	-	-	42,764	42,764
Increase in due to other funds	-	-	(72,658)	-	(72,658)
Net cash used by noncapital and related financing activities	(459,604)	-	(72,658)	(1,662,834)	(2,195,096)
CASH FLOWS FROM CAPITAL FINANCING ACTIVITIES					
Capital asset additions	(91,061)	-	-	-	(91,061)
CASH FLOWS FROM INVESTING ACTIVITIES					
Interest on investments	-	11,528	602	13,803	25,933
Net change in investments	(841,148)	(832,379)	(99,646)	1,461,929	(311,244)
Net cash provided (used) by investing activities	(841,148)	(820,851)	(99,044)	1,475,732	(285,311)
Net decrease in cash	(40,872)	(329,225)	-	(316,670)	(686,767)
CASH					
Beginning of period	196,329	683,831	-	316,670	1,196,830
End of period	$ 155,457	$ 354,606	$ -	$ -	$ 510,063
RECONCILIATION OF OPERATING INCOME (LOSS) TO NET CASH PROVIDED (USED) BY OPERATING ACTIVITIES:					
Operating income (loss)	$ 1,209,692	$ 514,975	$ 12,951	$ (82,203)	$ 1,655,415
Adjustments to reconcile operating income (loss) to net cash provided (used) by operating activities:					
Depreciation	59,568	-	-	-	59,568
Change in deferred outflows, deferred inflows, and net pension liability	21,026	-	-	27,788	48,814
Change in operating assets and liabilities:					
Accounts receivable	(5,398)	(3,791)	165,049	4,300	160,160
Accounts payable and accrued liabilities	66,053	(19,558)	(6,298)	(79,453)	(39,256)
Net cash provided (used) by operating activities	$ 1,350,941	$ 491,626	$ 171,702	$ (129,568)	$ 1,884,701
Supplemental schedule of noncash capital financing activities:					
Contribution of capital assets from (to) other funds	$ -	$ -	$ -	$ (124,639)	$ (124,639)

PARISH OF ASCENSION

SCHEDULE OF COMPENSATION, BENEFITS AND OTHER PAYMENTS TO AGENCY HEAD

For the year ended December 31, 2017

Agency Head: President Kenny Matassa

Purpose	Amount
Salary	$ 147,992
Benefits - insurance	15,328
Benefits - retirement	11,839
Conference travel	7,375
Registration fees	1,760
Mobile phone allowance	600
Other	47
Total	$ 184,941

PARISH COURT FOR THE PAIRSH OF ASCENSION

SCHEDULE OF COMPENSATION, BENEFITS AND OTHER PAYMENTS TO AGENCY HEAD

For the year ended December 31, 2017

Agency Head: Honarable Judge Marilyn Lambert

Purpose	Amount
Salary	$ 150,381
Benefits - retirement	17,377
Car allowance	6,000
Conference travel	2,906
Mileage reimbursements	2,644
Mobile phone allowance	1,789
Per diem	1,416
Continuing professional education fees	1,620
Other	90
Total	$ 184,223

Salary paid to the Judge by the following governmental units are included in the above amounts:

State of Louisiana	$ 88,900
Ascension Parish Council - Judicial Expense Fund	44,334
City of Gonzales	7,110
City of Donaldsonville	7,110
Town of Sorrento	2,927
Total	$ 150,381

STATISTICAL SECTION

COMPREHENSIVE ANNUAL FINANCIAL REPORT
FOR FISCAL YEAR ENDED DECEMBER 31, 2017

PARISH OF ASCENSION

LOUISIANA

PARISH OF ASCENSION

STATISTICAL SECTION

December 31, 2017

This section, which is composed of accounting and non-accounting data, is presented to provide the reader with additional information as an aid to understanding the financial activities of the governmental unit.

INDEX

	Exhibit	Page
Financial Trends Information - *These schedules contain trend information to help the reader understand how the government's financial performance and well-being have changed over time.*		
Net Position By Component, Last Ten Fiscal Years	I-1	202
Changes in Net Position, Last Ten Fiscal Years	I-2	203
Governmental Activities Tax Revenues By Source, Last Ten Fiscal Years	I-3	205
Fund Balances of Governmental Funds, Last Ten Fiscal Years	I-4	206
Changes in Fund Balances of Governmental Funds, Last Ten Fiscal Years	I-5	207
Tax Revenues By Source, Governmental Funds, Last Ten Fiscal Years	I-6	209
Revenue Capacity Information - *These schedules contain information to help the reader assess the government's most significant local revenue sources, sales and property taxes.*		
Assessed and Estimated Actual Value of Taxable Property, Last Ten Years	I-7	210
Property Tax Rates and Tax Levies, Direct and Overlapping Governments, Last Ten Years	I-8	212
Principal Property Taxpayers, Current Year and Nine Years Ago	I-9	214
Property Tax Levies and Collections, Last Ten Years	I-10	215
Sales Tax Revenues, Last Ten Years	I-11	216
Taxable Sales by Standard Industrial Classification (SIC) Code, Last Ten Years	I-12	217
Debt Capacity Information - *These schedules present information to help the reader assess the affordability of the government's current levels of outstanding debt and the government's ability to issue additional debt in the future.*		
Ratios of Outstanding Debt by Type, Last Ten Fiscal Years	I-13	218
Ratios of General Bonded Debt Outstanding, Last Ten Fiscal Years	I-14	219
Computation of Direct and Overlapping Governmental Activities Debt, December 31, 2017	I-15	220
Legal Debt Margin Calculation, Last Ten Fiscal Years	I-16	221
Pledged Revenue Coverage, Last Ten Fiscal Years	I-17	222
Demographic and Economic Information - *These scedules offer demographic and economic indicators to help the reader understand the environment within which the government's finanancial activities take place.*		
Demographic and Economic Statistics, Last Ten Calendar Years	I-18	223
Principle Employers, Current Year and Nine Years Ago	I-19	224
Operating Information - *These schedules contain service and infrastructure data to help the reader understand how the information in the government's financial report relates to the services the government provides and the activities it performs.*		
Full-Time Equivalent Parish Employees by Fund/Department, Last Ten Fiscal Years	I-20	225
Operating Indicators by Function/Program, Last Ten Fiscal Years	I-21	226
Capital Asset Statistics by Function/Program, Last Ten Fiscal Years	I-22	227

Exhibit I-1

PARISH OF ASCENSION

NET POSITION BY COMPONENT
LAST TEN FISCAL YEARS

(accrual basis of accounting)
(in thousands)

	FISCAL YEAR									
	2017	2016 (1)	2015	2014 (2)	2013	2012 (3)	2011	2010	2009	2008
Governmental activities										
Net investment in capital assets	$ 183,859	$ 162,335	$ 129,059	$ 135,093	$ 127,428	$ 106,665	$ 98,364	$ 91,952	$ 82,190	$ 72,708
Restricted	180,474	119,928	110,142	144,766	135,228	133,349	127,567	128,832	132,541	138,853
Unrestricted	24,728	82,597	104,087	33,447	22,183	19,272	19,403	18,125	21,114	10,837
Total governmental activities net positior	389,061	364,860	343,288	313,306	284,839	259,286	245,334	238,909	235,845	222,398
Business-type activities										
Net investment in capital assets	29,745	25,740	11,290	11,769	10,893	11,275	11,279	11,807	5,756	4,870
Restricted	283	283	-	-	-	-	-	-	-	-
Unrestricted	14,922	11,747	14,366	10,583	7,540	7,163	6,204	5,046	3,633	3,596
Total business-type activities net position	44,950	37,770	25,656	22,352	18,433	18,438	17,483	16,853	9,389	8,466
Primary government										
Net investment in capital assets	213,604	188,075	140,349	146,862	138,321	117,940	109,643	103,759	87,946	152,289
Restricted	180,757	120,211	110,142	144,766	135,228	133,349	127,567	128,832	68,235	138,853
Unrestricted	39,650	94,344	118,453	44,030	29,723	26,435	25,607	23,171	24,735	14,086
Total primary government net positior	$ 434,011	$ 402,630	$ 368,944	$ 335,658	$ 303,272	$ 277,724	$ 262,817	$ 255,762	$ 180,916	$ 305,228

(1) Restated due to prior period adjustment related to capitalization of sewer systems. See Note 20 to the 2017 Audited Financial Statements.
(2) Restated due to the implementation of GASB No. 68 and GASB No. 71. See Note 1 to the 2015 Audited Financial Statements.
(3) Restated due to the implementation of GASB 65. See Note 1 to the 2013 Audited Financial Statements.

PARISH OF ASCENSION

CHANGES IN NET POSITION
LAST TEN FISCAL YEARS

(accrual basis of accounting)
(in thousands)

	FISCAL YEAR									
	2017	2016 (1)	2015	2014 (2)	2013	2012 (3)	2011	2010	2009	2008
Expenses										
Governmental activities										
General government	$ 18,425	$ 26,808	$ 15,813	$ 16,827	$ 14,936	$ 17,439	$ 15,702	$ 14,796	$ 11,388	$ 14,383
Public safety	12,740	10,280	10,131	9,428	9,548	10,141	8,406	6,030	9,117	4,377
Public works	21,115	18,370	15,888	16,477	14,206	14,204	13,472	9,922	13,740	14,506
Health and welfare	6,765	6,575	5,821	5,949	5,709	5,481	5,383	5,325	5,586	5,407
Culture and recreation	8,849	8,209	8,261	7,830	7,695	7,849	7,409	5,787	6,630	4,175
Intergovernmental	-	-	-	-	-	-	-	-	-	202
Transportation and development	11,820	11,822	10,442	10,965	10,558	11,239	10,639	17,575	10,104	17,113
Interest on long-term debt	4,318	2,967	2,867	3,967	3,645	4,214	4,278	4,283	4,837	5,150
Total governmental activities	84,032	85,031	69,223	71,443	66,297	70,567	65,289	63,718	61,402	65,313
Business-type activities										
Waste disposal facilities	2,039	1,618	1,860	2,036	1,694	1,298	814	868	1,064	429
Waterworks services	2,161	726	290	300	251	223	-	-	-	-
Lamar Dixon Expo Center	3,874	3,262	2,687	2,455	2,262	2,184	2,287	2,316	2,276	2,184
Total business-type activities	8,074	5,606	4,837	4,791	4,207	3,705	3,101	3,184	3,340	2,613
Total primary government expenses	$ 92,106	$ 90,637	$ 74,060	$ 76,234	$ 70,504	$ 74,272	$ 68,390	$ 66,902	$ 64,742	$ 67,926
Program Revenues										
Governmental activities										
Charges for services:										
General government	$ 4,321	$ 4,404	$ 4,104	$ 3,794	$ 3,911	$ 3,749	$ 3,928	$ 3,739	$ 3,336	$ 3,145
Public safety	435	444	418	473	553	81	87	89	91	77
Public works	153	90	259	-	-	-	-	-	-	-
Health and welfare	8	15	77	59	60	587	588	581	383	33
Culture and recreation	574	445	566	402	533	409	259	373	266	202
Operating grants and contributions	3,159	16,840	6,215	6,604	4,984	8,272	6,121	4,891	6,841	11,555
Capital grants and contributions	13,909	7,937	6,879	7,877	6,646	4,702	1,778	8,667	9,588	15,740
Total governmental activities program revenues	22,559	30,175	18,518	19,209	16,687	17,800	12,762	18,340	20,505	30,752
Business-type activities										
Charges for Services										
Waste disposal facilities	237	219	215	154	168	166	150	138	146	143
Waterworks services	1,831	617	269	217	228	-	-	-	-	-
Lamar Dixon Expo Center	1,521	1,814	1,705	1,669	1,575	1,905	3,452	1,480	1,506	1,277
Operating grants and contributions	917	1,977	708	420	582	267	335	67	2	-
Capital grants and contributions	2,346	1,647	716	93	128	112	682	1,045	110	873
Total business-type activities program revenues	6,852	6,274	3,613	2,553	2,681	2,450	4,619	2,730	1,764	2,293
Total primary government total revenues	$ 29,411	$ 36,449	$ 22,131	$ 21,762	$ 19,368	$ 20,250	$ 17,381	$ 21,070	$ 22,269	$ 33,045

(1) Restated due to prior period adjustment related to capitalization of sewer systems. See Note 20 to the 2017 Audited Financial Statements.

(2) Restated due to the implementation of GASB No. 68 and GASB No. 71. See Note 1 to the 2015 Audited Financial Statements.

(3) Restated due to the implementation of GASB 65. See Note 1 to the 2013 Audited Financial Statements.

PARISH OF ASCENSION

CHANGE IN NET POSITION
LAST TEN FISCAL YEARS

(accrual basis of accounting)
(in thousands)

	FISCAL YEAR									
	2017	2016 (1)	2015	2014 (2)	2013	2012 (3)	2011	2010	2009	2008
Net (expense)/revenue:										
Governmental activities	$ (61,473)	$ (54,856)	$ (50,705)	$ (52,234)	$ (49,610)	$ (52,767)	$ (52,527)	$ (45,378)	$ (40,897)	$ (34,561)
Business-type activities	(1,222)	668	1,437	(1,178)	(1,654)	(1,024)	(651)	1,435	(610)	(849)
Total primary government net revenue (expense)	$ (62,695)	$ (54,188)	$ (49,268)	$ (53,412)	$ (51,264)	$ (53,791)	$ (53,178)	$ (43,943)	$ (41,507)	$ (35,410)
General Revenues and Other Changes in Net Position										
Governmental activities										
Taxes:										
Ad valorem	$ 31,714	$ 29,072	$ 29,704	$ 28,578	$ 26,338	$ 23,489	$ 21,638	$ 18,566	$ 19,179	$ 17,741
Sales	57,478	55,138	53,652	54,174	47,074	38,617	34,998	33,047	32,996	35,563
Franchise	1,526	1,578	1,593	1,927	1,831	1,352	2,043	1,948	1,831	1,554
Unrestricted grants and contributions	1,467	764	237	407	674	998	795	816	906	591
Investment earnings	1,030	668	301	240	437	299	684	613	645	4,789
Proceeds from East Ascension Hospital	-	-	-	-	-	5,179	-	-	-	-
Transfers of capital assets	(2,547)	(5,907)								
Transfers to other funds	(4,994)	(4,885)	(4,800)	(4,624)	(1,191)	(1,000)	(1,206)	(5,901)	(1,513)	(3,276)
Total governmental activities general revenues	85,674	76,428	80,687	80,702	75,163	68,934	58,952	49,089	54,044	56,962
Business-type activities										
Franchise and other taxes	768	573	454	449	417	401	-	-	-	-
Unrestricted grants and contributions	-	13	-	-	-	-	32	94	-	-
Investment earnings	93	68	9	23	41	20	43	34	20	91
Transfers of capital assets	2,547	5,907	-	-	-	-	-	-	-	-
Transfers from other funds	4,994	4,885	4,800	4,624	1,191	1,000	1,206	5,901	1,513	3,276
Total business-type activities general revenues	8,402	11,446	5,263	5,096	1,649	1,421	1,281	6,029	1,533	3,367
Total primary government general revenues	$ 94,076	$ 87,874	$ 85,950	$ 85,798	$ 76,812	$ 70,355	$ 60,233	$ 55,118	$ 55,577	$ 60,329
Change in Net Position										
Governmental activities	$ 24,201	$ 21,572	$ 29,982	$ 28,468	$ 25,553	$ 16,167	$ 6,425	$ 3,711	$ 13,147	$ 22,401
Business-type activities	7,180	12,114	6,700	3,918	(5)	397	630	7,464	923	2,518
Total primary government net revenue (expense)	$ 31,381	$ 33,686	$ 36,682	$ 32,386	$ 25,548	$ 16,564	$ 7,055	$ 11,175	$ 14,070	$ 24,919

(1) Restated due to prior period adjustment related to capitalization of sewer systems. See Note 20 to the 2017 Audited Financial Statements.
(2) Restated due to the implementation of GASB No. 68 and GASB No. 71. See Note 1 to the 2015 Audited Financial Statements.
(3) Restated due to the implementation of GASB 65. See Note 1 to the 2013 Audited Financial Statements.

Exhibit I-3

PARISH OF ASCENSION

GOVERNMENTAL ACTIVITIES TAX REVENUES BY SOURCE
LAST TEN FISCAL YEARS

(accrual basis of accounting)
(in thousands)

	Property Taxes	Sales Taxes	Franchise Taxes	Total
2017	$ 31,714	$ 57,478	$ 1,526	$ 90,718
2016	29,072	55,138	1,578	85,788
2015	29,704	53,652	1,593	84,949
2014	28,578	54,174	1,928	84,680
2013	26,338	47,074	1,831	75,243
2012	23,489	38,617	1,352	63,458
2011	21,638	34,998	2,043	58,679
2010	18,566	33,047	1,948	53,561
2009	19,179	33,121	1,831	54,131
2007	15,090	31,144	1,329	47,563

Exhibit I-4

PARISH OF ASCENSION

FUND BALANCES OF GOVERNMENTAL FUNDS
LAST TEN FISCAL YEARS

(modified accrual basis of accounting)
(in thousands)

	GENERAL FUND				ALL OTHER GOVERNMENTAL FUNDS			
	Restricted	Committed	Unassigned	Total	Non-spendable	Restricted*	Committed	Total
2017	$ 3,044	$ 5,309	$ 30,750	$ 39,103	$ 100	$ 177,723	$ 39,318	$ 217,141
2016	2,401	4,402	26,329	33,132	94	117,526	41,967	159,587
2015	1,966	4,849	29,402	36,217	94	108,176	42,825	151,095
2014	1,376	5,990	25,265	32,631	44	97,038	45,923	143,005
2013	123	6,181	16,776	23,080	44	86,468	42,923	129,435
2012	123	5,096	13,959	19,178	-	86,048	42,292	128,340
2011	127	3,017	14,455	17,599	-	90,737	33,229	123,966

	Reserved	Unreserved	Total	Reserved*	Unreserved Reported in Special Revenue Funds	Unreserved Reported in Capital Project Funds	Total
2010	$ 99	$ 1,997	$ 2,096	$ 2,488	$ 62,749	$ 73,300	$ 138,537
2009	36	253	289	2,826	58,753	85,260	146,839
2008	-	758	758	3,447	48,123	95,449	147,019

*Includes Special Revenue, Capital Projects and Debt Service Funds.
All fund balances in Debt Service Funds are reserved to pay future debt service.

PARISH OF ASCENSION

CHANGES IN FUND BALANCES OF GOVERNMENTAL FUNDS
LAST TEN FISCAL YEARS

(modified accrual basis of accounting)
(in thousands)

	FISCAL YEAR				
	2017	2016	2015	2014	2013
REVENUES					
Taxes	$ 89,975	$ 84,873	$ 84,949	$ 84,680	$ 75,244
Intergovernmental	12,245	8,689	9,850	7,255	6,043
Licenses and permits	3,720	3,578	3,434	3,111	3,190
Fines and forfeitures	322	335	346	402	434
Charges for services	2,487	2,227	2,252	2,071	591
Miscellaneous	1,254	902	834	887	1,670
Total revenues	110,003	100,604	101,665	98,406	87,172
EXPENDITURES					
Current function:					
General government	16,815	22,840	12,163	12,158	11,409
Public safety	11,311	9,783	8,797	8,410	8,152
Public works	19,276	18,796	16,897	18,104	16,054
Health and welfare	7,061	7,162	6,713	6,551	6,153
Culture and recreation	7,368	7,052	7,474	6,885	6,605
Intergovernmental	-	-	-	-	-
Transportation and development	-	-	-	-	61
Debt service					
Principal	3,055	4,563	4,109	3,505	3,465
Interest and bond issuance cost	3,926	2,954	2,962	3,649	3,461
Payment to refunded bond agent	-	-	17,707	-	-
Miscellaneous	-	-	-	-	-
Capital outlay	27,730	18,617	27,430	13,229	25,830
Total expenditures	96,542	91,767	104,252	72,491	81,190
Excess (deficiency) of revenues over expenditures	13,461	8,837	(2,587)	25,915	5,982
OTHER FINANCING SOURCES (USES)					
Transfers in	42,327	24,955	32,829	20,053	19,934
Proceeds from insurance	751	955	-	-	-
Proceeds from sale of property	3	-	24	852	437
Proceeds from installment purchase agreement	-	-	156	-	-
Issuance of debt	49,785	-	16,405	1,500	-
Issuance of refunding debt	-	-	43,927	-	404
Premium on issuance	2,344	-	4,914	-	-
Payment to refunded bond agent	-	-	(47,512)	(1,672)	(635)
Transfers out	(45,146)	(29,340)	(36,480)	(23,527)	(21,125)
Total other financing sources and uses	50,064	(3,430)	14,263	(2,794)	(985)
SPECIAL ITEM					
Proceeds from East Ascension Hospital Service District	-	-	-	-	-
Net change in fund balances	$ 63,525	$ 5,407	$ 11,676	$ 23,121	$ 4,997
Debt service as a percentage of noncapital expenditures	10.1	10.3	32.3	12.1	12.5

PARISH OF ASCENSION

CHANGES IN FUND BALANCES OF GOVERNMENTAL FUNDS
LAST TEN FISCAL YEARS

(modified accrual basis of accounting)
(in thousands)

	FISCAL YEAR				
	2012	2011	2010	2009	2008
REVENUES					
Taxes	$ 63,458	$ 58,678	$ 53,561	$ 54,006	$ 54,587
Intergovernmental	8,243	7,144	10,304	7,716	13,184
Licenses and permits	2,829	2,737	2,690	3,271	2,444
Fines and forfeitures	449	495	492	91	430
Charges for services	631	635	763	478	79
Miscellaneous	2,572	2,345	2,298	1,204	5,632
Total revenues	78,182	72,034	70,108	66,766	76,356
EXPENDITURES					
Current function:					
General government	12,794	10,461	11,093	9,465	9,885
Public safety	8,820	7,055	7,246	7,780	3,266
Public works	15,752	14,472	14,292	13,538	14,213
Health and welfare	5,909	5,769	5,744	5,542	5,294
Culture and recreation	6,312	6,314	6,128	6,595	5,160
Intergovernmental	-	-	-	-	202
Transportation and development	573	7	283	2,703	6,616
Debt service					
Principal	5,175	3,185	3,180	2,830	3,195
Interest and bond issuance cost	4,038	4,278	4,265	4,697	4,920
Payment to refunded bond agent	-	-	-	-	-
Miscellaneous	-	-	-	332	27
Capital outlay	17,280	19,976	18,535	12,482	31,342
Total expenditures	76,653	71,517	70,766	65,964	84,120
Excess (deficiency) of revenues over expenditures	1,529	517	(658)	802	(7,764)
OTHER FINANCING SOURCES (USES)					
Transfers in	32,274	19,868	31,151	29,184	37,744
Proceeds from insurance	-	-	-	-	-
Proceeds from sale of property	245	121	63	623	-
Proceeds from installment purchase agreement	-	-	-	-	-
Issuance of debt	-	1,500	-	504	-
Issuance of refunding debt	-	-	-	8,800	-
Premium on issuance	-	-	-	-	-
Payment to refunded bond agent	-	-	-	(9,009)	(6,257)
Transfers out	(33,274)	(21,074)	(37,051)	(32,201)	(41,113)
Total other financing sources and uses	(755)	415	(5,837)	(2,099)	(9,626)
SPECIAL ITEM					
Proceeds from East Ascension Hospital Service District	5,179	-	-	-	-
Net change in fund balances	$ 5,953	$ 932	$ (6,495)	$ (1,297)	$ (17,390)
Debt service as a percentage of noncapital expenditures	15.5	14.5	14.3	14.7	15.4

Exhibit I-6

PARISH OF ASCENSION

TAX REVENUES BY SOURCE, GOVERNMENTAL FUNDS
LAST TEN FISCAL YEARS

(modified accrual basis of accounting)
(in thousands)

	Property Taxes	Sales Taxes	Franchise and Other Taxes	Total
2017	$ 30,971	$ 57,478	$ 1,526	$ 89,975
2016	28,157	55,138	1,578	84,873
2015	29,704	53,652	1,593	84,949
2014	28,578	54,174	1,928	84,680
2013	26,338	47,074	1,831	75,243
2012	23,489	38,617	1,352	63,458
2011	21,638	34,998	2,043	58,679
2010	18,566	33,047	1,948	53,561
2009	19,179	33,121	1,831	54,131
2008	17,741	35,563	1,554	54,858

PARISH OF ASCENSION

ASSESSED AND ESTIMATED ACTUAL VALUE OF TAXABLE PROPERTY
LAST TEN YEARS

Year	Real Property	Personal Property	Public Service Property	Less: Homestead Exempt Property	Total Taxable Assessed Value	Total Direct Tax Rate - Millages	Estimated Actual Value	Ratio of Total Taxable Assessed Value to Total Estimated Actual Value*
2017	$ 782,949,800	$ 562,864,560	$ 94,958,340	$ 221,468,722	1,219,303,978	91.72	11,961,761,760	10%
2016	731,729,520	564,012,720	96,047,370	216,600,739	1,175,188,871	90.15	11,461,569,480	10%
2015	718,095,820	568,170,780	91,115,650	211,524,531	1,165,857,719	92.16	11,333,226,000	10%
2014	698,646,340	552,080,840	78,665,860	208,641,347	1,120,751,693	92.16	10,981,665,773	10%
2013	625,025,250	544,012,540	73,158,750	206,669,700	1,035,526,840	91.16	10,169,637,767	10%
2012	592,888,010	490,284,170	70,327,620	201,515,874	951,983,926	91.16	9,478,751,713	10%
2011	562,831,510	443,327,360	65,350,080	196,396,390	875,112,560	91.16	8,845,231,153	10%
2010	548,565,650	394,699,490	60,481,460	190,169,730	813,576,870	81.16	8,358,912,273	10%
2009	524,979,780	405,443,640	81,376,580	184,660,360	827,139,640	81.16	8,278,261,720	10%
2008	503,353,710	375,024,640	78,421,700	178,983,840	777,816,210	81.16	7,847,388,167	10%

Source: Ascension Parish Tax Assessor

*Actual Valuation (Market Value) as Compared to Assessed Valuation

Residential properties are assessed at 10% of fair market value; other property and electric cooperative properties, excluding land are to be assessed at 15%; and public service properties, excluding land, are to be assessed at 25% of fair market value. The overall assessed value is estimated to be 14 - 15% if actual market value.

PARISH OF ASCENSION

ASSESSED AND ESTIMATED ACTUAL VALUE OF TAXABLE PROPERTY
LAST TEN YEARS

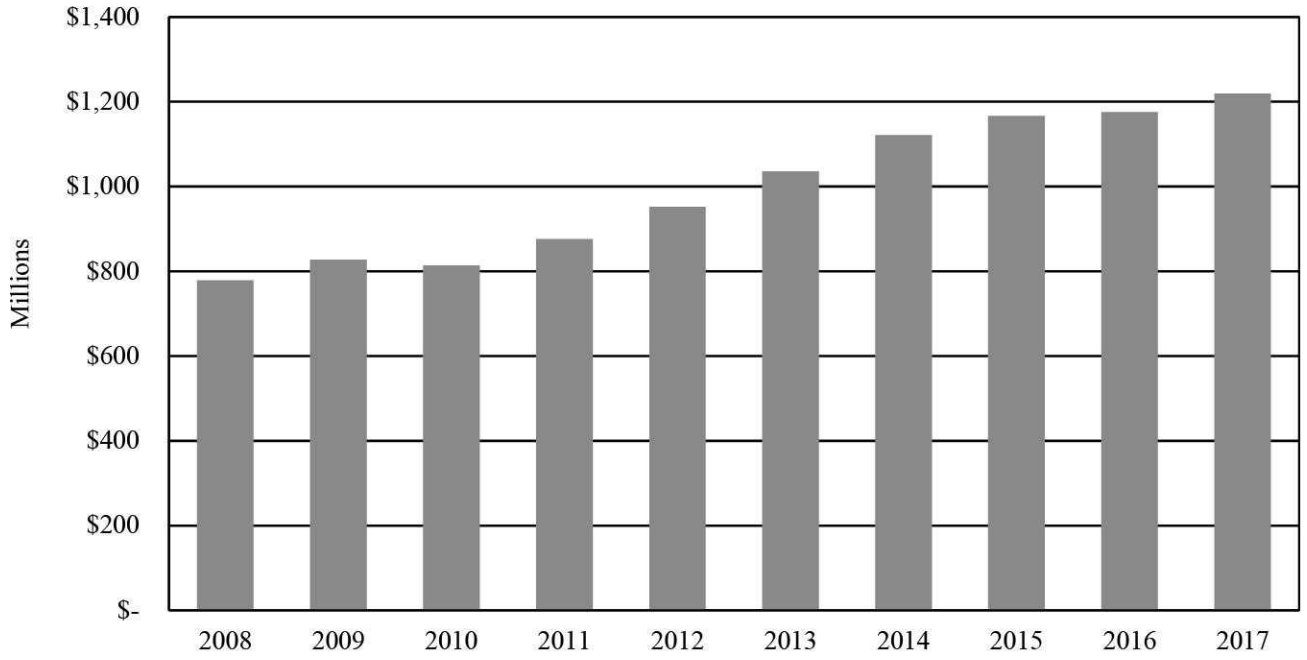

PARISH OF ASCENSION

PROPERTY TAX RATES AND TAX LEVIES
DIRECT AND OVERLAPPING GOVERNMENTS (1)
LAST TEN YEARS

	PARISH DIRECT RATES					
Year	Operating	Drainage Districts	Lighting Districts	Health & Welfare	Library Maintenance	Fire District No. 3
			TAX RATES (mills per dollar)			
2017	2.77	14.85	30.70	5.50	6.59	20.00
2016	2.77	14.85	30.63	5.33	6.59	18.70
2015	2.86	15.00	31.00	5.50	6.80	20.00
2014	2.86	15.00	31.00	5.50	6.80	20.00
2013	2.86	15.00	31.00	5.50	6.80	20.00
2012	2.86	15.00	31.00	5.50	6.80	20.00
2011	2.86	15.00	31.00	5.50	6.80	20.00
2010	2.86	15.00	31.00	5.50	6.80	10.00
2009	2.86	15.00	31.00	5.50	6.80	10.00
2008	2.86	15.00	31.00	5.50	6.80	10.00
			TAX LEVIES			
2017	$ 3,189,184	$ 6,377,583	$ 965,373	$ 6,706,300	$ 8,035,229	$ 4,428,211
2016	3,073,295	6,174,677	947,427	6,263,807	7,744,507	3,912,359
2015	3,150,296	6,298,334	909,635	6,412,340	7,927,835	4,032,678
2014	3,028,026	6,023,780	840,735	6,164,251	7,621,113	3,884,882
2013	2,792,655	5,558,816	747,559	5,695,507	4,349,212	3,529,684
2012	2,576,289	5,127,433	690,572	5,263,159	6,507,046	3,376,619
2011	2,357,422	4,744,009	651,179	4,813,226	5,950,766	3,135,438
2010	2,181,932	4,443,509	639,227	4,474,778	5,532,324	1,547,475
2009	2,215,662	4,541,864	636,338	4,539,213	5,611,993	1,472,864
2008	2,083,800	4,184,683	564,956	4,278,089	5,289,151	1,394,101

Source Ascension Parish Tax Assessor

The tax levies represent the original levy of the Assessor and exclude the homestead exemption amount

All taxes are billed when assessment rolls are filed during the month of November of the current tax year Taxes become delinquent on January 1 of the following year Penalty for delinquent taxes is 1% per month No discounts are allowed for taxes, and there is no provision for partial payments

The Sheriff, as provided by state law, is the official tax collector of general property taxes levied by the Parish and Parish special districts

(1) Not included are the following
Forestry District, Prairieville Community Fire Fee, Prairieville Residential Fire Fee, and Louisiana Tax Commission Fees These represent isolated areas that affect less than a majority of Parish residents

PARISH DIRECT RATES			OVERLAPPING RATES				
Juvenile Detention	ACUD#1	Total Direct	River & Levee Districts	School Districts	Assessment District	Law Enforcement District	Total
				TAX RATES (mills per dollar)			
1.00	10.31	91.72	15.74	61.59	1.82	14.48	185.35
0.97	10.31	90.15	15.70	61.59	1.82	14.48	183.74
1.00	10.00	92.16	16.00	61.59	1.85	14.48	186.08
1.00	10.00	92.16	16.00	61.59	1.85	14.48	186.08
-	10.00	91.16	16.00	61.59	1.85	14.48	185.08
-	10.00	91.16	16.22	61.59	1.87	14.48	185.32
-	10.00	91.16	16.22	61.59	1.87	14.48	185.32
-	10.00	81.16	16.22	61.59	1.87	14.48	175.32
-	10.00	81.16	15.79	61.59	1.87	14.48	174.89
-	10.00	81.16	15.79	61.59	1.87	14.48	174.89
				TAX LEVIES			
$ 1,219,304	$ 299,558	$ 31,220,741	$ 4,761,252	$ 75,097,201	$ 2,219,142	$ 17,655,517	$ 130,953,854
1,139,949	319,883	29,575,903	4,573,288	72,380,058	2,138,852	17,016,733	125,684,834
1,165,858	308,436	30,205,412	4,568,410	71,805,311	2,156,874	16,881,615	125,617,622
1,120,752	212,125	28,895,665	4,314,963	69,027,223	2,073,427	16,228,480	120,539,758
-	194,040	22,867,473	4,040,418	61,778,178	1,915,757	14,994,424	105,596,250
-	184,287	23,725,405	3,829,237	58,936,731	1,789,452	13,856,177	102,137,002
-	241,440	21,893,480	3,508,726	53,898,298	1,636,473	12,671,626	93,608,603
-	251,599	19,070,844	3,276,546	50,108,314	1,521,400	11,780,590	85,757,694
-	294,274	19,312,209	3,325,696	50,829,899	1,543,311	11,950,238	86,961,353
-	233,201	18,027,982	3,136,173	47,905,812	1,454,528	11,262,777	81,787,271

PARISH OF ASCENSION

PRINCIPAL PROPERTY TAXPAYERS
CURRENT YEAR AND TEN YEARS AGO

		2017			2008		
Taxpayer	Type of Business	Assessed Valuation	Rank	Percentage of Total Assessed Valuation	Assessed Valuation	Rank	Percentage of Total Assessed Valuation
Shell Chemical Company	Chemicals	$ 75,648,160	1	5.25%	$ 62,837,190	1	8.08%
BASF Corporation	Chemicals	67,091,810	2	4.66%	59,668,300	2	7.67%
CF Industries, Inc.	Chemicals	47,484,740	3	3.30%	19,832,260	3	2.55%
Occidental Chemical Corp	Chemicals	25,958,580	4	1.80%	13,336,500	7	-
Honeywell International	Chemicals	23,486,730	5	1.63%	-		-
Huntsman International	Chemicals	20,368,490	6	1.41%	13,947,730	6	1.79%
Exxon Mobil Corporation	Chemicals	19,459,300	7	1.35%	13,916,100	5	1.79%
PCS Nitrogen	Chemicals	18,791,980	8	1.30%	-		-
Rubicon, LLC	Chemicals	15,600,140	9	1.08%	13,150,620	8	1.69%
Westlake Vinyls Company	Chemicals	12,218,720	10	0.85%	-		0.00%
EATEL	Telephone	-		0.00%	10,311,950	9	1.33%
Uniroyal Chemical Company	Chemicals	-		0.00%	16,111,150	4	2.07%
Praxair, Inc.	Chemicals	-		0.00%	9,794,300	10	1.26%
		$ 326,108,650		22.63%	$ 232,906,100		29.94%
2017 Taxable Assessed Value of Parish		$ 1,440,772,700					
2008 Taxable Assessed Value of Parish					$ 777,816,210		

Source: Parish of Ascension

Exhibit I-10

PARISH OF ASCENSION

PROPERTY TAX LEVIES AND COLLECTIONS
LAST TEN YEARS

Year	(1) Total Tax Levy	(2) Collections	Percent of Levy Collected	(2) Collections (Refunds) in Subsequent Yrs.	(2) Total Tax Collections	Ratio of Total Collections to Tax Levy
2017	$ 31,241,241	$ 30,457,578	97.49%	$ (11,806)	$ 30,445,772	97.45%
2016	29,596,678	28,824,077	97.39%	(5,590)	28,818,488	97.37%
2015	30,226,063	29,314,453	96.98%	-	29,314,453	96.98%
2014	29,337,256	28,284,702	96.41%	(7,539)	28,277,163	96.39%
2013	26,824,106	26,222,524	97.76%	417	26,222,941	97.76%
2012	23,927,887	23,062,396	96.38%	161,830	23,224,226	97.06%
2011	22,027,614	21,447,905	97.37%	21,105	21,469,010	97.46%
2010	19,181,685	19,074,253	99.44%	11,458	19,085,711	99.50%
2009	19,366,471	19,038,889	98.31%	13,592	19,052,481	98.38%
2008	18,132,860	17,986,405	99.19%	142,516	18,128,920	99.98%
2007	15,904,655	15,833,115	99.55%	26,508	15,859,623	99.72%

(1) Ascension Parish Tax Assesor's Office; Includes residential fire fee collected by Parish Fire Protection Districts that are included in property tax billings.

(2) Ascension Parish Sheriff's Office, Finance Office Collections Report

Exhibit I-11

PARISH OF ASCENSION

SALES TAX REVENUES
LAST TEN FISCAL YEARS

(modified accrual basis of accounting)

Year	1% Parish General	1/2% Road Maintenance Construction and Fire Protection	1/2 % Drainage Improvement and Maintenance	Tourist Commission Hotel/Motel Tax	Total
2017	$ 29,781,361	$ 12,176,815	$ 15,520,306	$ 675,660	$ 58,154,142
2016	27,077,827	13,205,162	14,855,401	562,408	55,700,798
2015	25,869,082	13,230,114	14,553,071	518,684	54,170,951
2014	26,725,324	12,699,480	14,749,608	519,560	54,693,972
2013	20,748,740	11,572,888	14,752,827	452,478	47,526,933
2012	17,689,457	8,967,434	11,921,702	385,249	38,963,842
2011	16,173,683	7,779,291	10,778,426	266,239	34,997,639
2010	15,251,104	7,318,620	10,153,658	259,992	32,983,374
2009	15,637,392	7,498,479	10,191,354	245,099	33,572,323
2008	16,383,136	7,862,355	10,877,466	266,239	35,389,197
2007	15,251,103	7,318,619	10,216,902	259,992	33,046,616

The following is a summary by area of sales and use taxes being levied within the Parish of Ascension as of December 31, 2017.

	City of Gonzales	Town of Sorrento	City of Donaldsonville	Rural East Ascension	Rural West Ascension
School Board	2.0%	2.0%	2.0%	2.0%	2.0%
City of Gonzales	2.0%	-	-	-	-
City of Donaldsonville	-	-	2.5%	-	-
Town of Sorrento	-	2.0%	-	-	-
East Ascension Drainage District	0.5%	0.5%	-	0.5%	-
West Ascension Hospital District	-	-	0.5%	-	0.5%
Parish of Ascension	-	-	-	1.0%	1.0%
Ascension Sales Tax District No. 2	-	-	-	0.5%	0.5%
Ascension Parish Sheriff	-	-	-	0.5%	0.5%
Local Rate	4.5%	4.5%	5.0%	4.5%	4.5%
State Rate	4.0%	4.0%	4.0%	4.0%	4.0%
Total Rate	8.5%	8.5%	9.0%	8.5%	8.5%

Source: Louisiana Department of Revenue

Exhibit I-12

PARISH OF ASCENSION

TAXABLE SALES BY STANDARD INDUSTRIAL CLASSIFICATION (SIC)
GENERAL SALES AND USE TAX
LAST TEN FISCAL YEARS

(modified accrual basis of accounting)

Standard Industrial Classification Code	FISCAL YEAR 2017	2016	2015	2014	2013
Retail Trade	$ 72,344,439	$ 66,918,657	$ 63,401,469	$ 60,276,330	$ 58,000,053
Chemical Plants	34,599,531	47,001,509	40,628,120	38,708,434	36,851,716
Industrial Supplies	29,294,633	28,180,070	33,580,656	34,548,328	29,130,779
Contractors	3,981,680	4,716,092	9,321,703	9,795,482	8,770,473
Transportation	16,439,621	15,715,427	14,380,369	13,533,421	12,716,785
Total	$ 156,659,902	$ 162,531,754	$ 161,312,317	$ 156,861,995	$ 145,469,807

Standard Industrial Classification Code	FISCAL YEAR 2012	2011	2010	2009	2008
Retail Trade	$ 53,814,596	$ 50,336,560	$ 48,284,134	$ 48,619,521	$ 47,898,844
Chemical Plants	29,006,305	24,736,469	24,774,286	23,808,774	25,078,317
Industrial Supplies	20,552,701	18,627,991	15,892,178	17,784,179	21,414,726
Contractors	3,690,005	2,078,190	2,057,820	3,208,605	2,498,032
Transportation	11,084,716	9,916,699	8,883,626	8,893,854	10,114,873
Total	$ 118,148,323	$ 105,695,910	$ 99,892,045	$ 102,314,933	$ 107,004,792

Source: Collector of Ascension Parish Sales and Use Taxes.

PARISH OF ASCENSION

RATIOS OF OUTSTANDING DEBT BY TYPE
LAST TEN FISCAL YEARS

(full accrual basis of accounting)
(in thousands, except debt per capita amount)

Year	(1) General Obligation Bonds	Other Governmental Activities Debt: Public Improvement Bonds	Other Governmental Activities Debt: Other	(2) Total Primary Government	(3) Percentage of Personal Income	(3) (in dollars) Debt Per Capita
2017	$ 8,255	$ 115,901	$ 13	$ 124,169	3.38%	$ 1,010
2016	8,620	66,685	66	75,371	2.11%	619
2015	8,980	71,083	118	80,181	2.33%	671
2014	9,100	68,720	-	77,820	2.36%	665
2013	9,220	72,917	-	82,137	2.55%	718
2012	8,455	76,205	-	84,660	2.72%	770
2011	8,655	81,213	-	89,868	3.19%	838
2010	8,855	82,831	-	91,686	3.19%	875
2009	9,055	85,853	-	94,908	3.42%	926
2008	9,255	94,438	-	103,693	3.80%	1,040

(1) Ascension Parish Library audited financial statements. Includes the Library bonds only.
(2) Amounts exclude accrued compensated absences, net pension liability, and net other postemployment benefits obligation.
(3) Demographic and economic statistics (Exhibit I-18)

Exhibit I-14

PARISH OF ASCENSION

RATIOS OF GENERAL BONDED DEBT OUTSTANDING
LAST TEN FISCAL YEARS

(full accrual basis of accounting)
(in thousands, except per capita amount)

Year	(1) General Obligation Bonds	Less: Amount Available in Debt Service Fund	Total	Percentage of Estimated Actual Taxable Value of Property	Debt per Capita
2017	$ 8,255	$ 397	$ 7,858	0.07%	$ 64
2016	8,620	382	8,238	0.07%	68
2015	8,980	379	8,601	0.08%	72
2014	9,100	403	8,697	0.08%	74
2013	9,220	233	8,987	0.09%	79
2012	8,455	318	8,137	0.09%	74
2011	8,655	259	8,396	0.10%	78
2010	8,855	261	8,594	0.10%	82
2009	9,055	263	8,792	0.11%	86
2008	9,255	267	8,988	0.13%	90

(1) Ascension Parish Library audited financial statements. Includes the Library bonds only.

PARISH OF ASCENSION

COMPUTATION OF DIRECT AND OVERLAPPING BOND DEBT
GOVERNMENTAL ACTIVITIES

December 31, 2017
(in thousands)

Jurisdiction	Net Governmental Activities Debt Outstanding	Percentage Applicable to Government (4)	Amount Applicable to Government
Direct:			
Public Improvement Bonds (1)	$ 115,901	100%	$ 115,901
Intallment purchase agreement	13	100%	13
Library (2)	8,255	100%	8,255
Total Direct	$ 124,169		$ 124,169
Overlapping:			
Ascension Parish School Board (1)(3)	$ 154,839	100%	$ 154,839
Ascension Consolidated Utilities District No. 1	3,953	2.3%	91
City of Donaldsonville (1)(3)	5,440	1.8%	98
City of Gonzales (1)(3)	4,675	9.4%	439
Total Overlapping	$ 168,907		$ 155,467
Total Direct and Overlapping	$ 293,076		$ 279,636

(1) Amounts exclude accrued compensated absences and net other postemployment benefits obligation.
(2) All General Obligation Bonds are secured by ad valorem taxes.
(3) Source: 2017 Financial Statements for each respecitve entity.
(4) Estimated percentage applicable is the ad valorem taxable value of the jurisdiction as a percent of all ad valorem taxable value in tax year 2017.

PARISH OF ASCENSION

LEGAL DEBT MARGIN CALCULATION
LAST TEN YEARS

PARISH OF ASCENSION

Year	Assessed Value	Any One Purpose (1)	Aggregate All Purposes (1)	Debt Outstanding (2)	Legal Debt Margin	Legal Debt Margin to Aggregate Debt Limit
2017	$ 1,440,772,700	$ 144,077,270	$ 504,270,445	$ 58,995,000	$ 445,275,445	88.30%
2016	1,391,789,610	139,178,961	487,126,364	61,085,000	426,041,364	87.46%
2015	1,377,382,250	137,738,225	482,083,788	63,305,000	418,778,788	86.87%
2014	1,329,393,040	132,939,304	465,287,564	65,010,000	400,277,564	86.03%
2013	1,242,196,540	124,219,654	434,768,789	66,550,000	368,218,789	84.69%
2012	1,153,499,800	115,349,980	403,724,930	67,910,000	335,814,930	83.18%
2011	1,071,508,950	107,150,895	375,028,133	68,640,000	306,388,133	81.70%
2010	1,003,746,600	100,374,660	351,311,310	70,075,000	281,236,310	80.05%
2009	1,011,800,000	101,180,000	354,130,000	71,470,000	282,660,000	79.82%
2008	956,800,050	95,680,005	334,880,018	72,820,000	262,060,018	78.25%

Source: Ascension Parish Tax Assessor

(1) Legal debt limit is 35% of the total assessed value of taxable property (10% of the assessed value of taxable property for any one purpose)

(2) Indebtedness for all purposes combined for debt secured by ad valorem taxes. Includes a public improvement bond for the East Ascension Drainage District secured by a pledge of both sales and ad valorem tax revenues.

PARISH OF ASCENSION

PLEDGED REVENUE COVERAGE
LAST TEN FISCAL YEARS
(full accrual basis of accounting)

SCHEDULE A - PUBLIC IMPROVEMENT SALES TAX - DISTRICT NO. 1 (1%)

Year	Revenue (1)	Expenses (2)	Available for Debt Service	Debt Service Requirements Principal	Interest	Total	Coverage
2017	$ 29,781,361	$ 229,392	$ 29,551,969	$ 582,000	$ 190,576	$ 772,576	38.25
2016	27,077,827	224,870	26,852,957	561,000	214,278	796,278	33.72
2015	25,869,082	228,476	25,640,606	611,000	159,773	770,773	33.27
2014	26,725,324	404,918	26,320,406	430,000	361,359	791,359	33.26
2013	20,799,752	177,388	20,622,364	415,000	377,959	792,959	26.01
2012	18,526,396	163,049	18,363,347	400,000	392,959	792,959	23.16
2011	16,173,683	166,660	16,007,023	203,506	591,011	794,517	20.15
2010	15,251,104	167,688	15,083,416	370,000	422,836	792,836	19.02
2009	15,637,392	167,748	15,469,644	360,000	433,111	793,111	19.51
2008	16,383,136	129,954	16,253,183	335,000	458,429	793,429	20.48

SCHEDULE B - PUBLIC IMPROVEMENT SALES TAX - DISTRICT NO. 2 (1/2%) (3)

Year	Revenue (1)	Expenses (2)	Available for Debt Service	Debt Service Requirements Principal	Interest	Total	Coverage
2017	$ 12,176,815	$ 112,790	$ 12,064,025	$ -	$ -	$ -	-
2016	13,205,162	110,566	13,094,596	1,420,000	63,900	1,483,900	8.82
2015	13,230,114	112,659	13,117,455	1,355,000	124,875	1,479,875	8.86
2014	12,699,480	107,132	12,592,348	1,290,000	176,474	1,466,474	8.59
2013	11,573,603	87,028	11,486,575	1,245,000	213,825	1,458,825	7.87
2012	8,944,817	80,362	8,864,455	1,195,000	249,675	1,444,675	6.14
2011	7,759,292	86,461	7,672,831	1,165,000	273,725	1,438,725	5.33
2010	7,318,620	82,380	7,236,240	1,130,000	294,683	1,424,683	5.08
2009	7,498,479	82,406	7,416,073	1,470,000	425,105	1,895,105	3.91
2008	7,862,355	63,800	7,798,556	995,000	464,905	1,459,905	5.34

SCHEDULE C - PUBLIC IMPROVEMENT SALES TAX - DRAINAGE (1/2%)

Year	Revenue (1)	Expenses (2)	Available for Debt Service	Debt Service Requirements Principal	Interest	Total	Coverage
2017	$ 15,520,306	$ 331,471	$ 15,188,835	$ 1,725,000	$ 2,280,550	$ 4,005,550	3.79
2016	14,855,401	395,528	14,459,873	1,860,000	2,357,016	4,217,016	3.43
2015	14,553,071	247,479	14,305,592	1,490,000	1,127,511	2,617,511	5.47
2014	14,749,608	116,669	14,632,939	1,420,000	2,666,225	4,086,225	3.58
2013	14,852,814	92,846	14,759,968	1,360,000	2,734,225	4,094,225	3.61
2012	11,901,158	97,943	11,803,215	1,295,000	2,798,975	4,093,975	2.88
2011	10,754,684	109,619	10,645,065	1,235,000	2,860,725	4,095,725	2.60
2010	10,153,658	106,059	10,047,599	1,195,000	2,911,525	4,106,525	2.45
2009	10,191,354	99,865	10,091,489	1,150,000	2,954,525	4,104,525	2.46
2008	10,877,466	82,839	10,794,627	1,600,000	3,127,805	4,727,805	2.28

(1) Amount is shown net of refunds
(2) Total sales tax collection costs
(3) This debt was retired in 2016.

Exhibit I-18

PARISH OF ASCENSION

DEMOGRAPHIC AND ECONOMIC STATISTICS
LAST TEN FISCAL YEARS

Year	Population	(1) Personal Income	(1) Per Capita Personal Income	(1) Median Age	(2) Public School Enrollment	Ascension Parish Unemployment Rate	Labor Market Area Unemployment Rate
2017	122,948	$3,669,997,112	$ 30,094	35.0	22,536	3.3	3.4
2016	121,836	3,566,017,884	29,269	34.7	22,183	4.5	5.2
2015	119,455	3,444,365,470	28,834	34.4	21,866	4.0	4.4
2014	117,029	3,297,643,162	28,178	34.7	21,525	5.5	6.0
2013	114,393	3,221,306,880	28,160	34.0	21,096	4.2	4.7
2012	112,286	3,116,610,216	27,756	34.3	20,659	4.8	5.6
2011	109,985	2,820,895,280	25,648	32.9	20,163	5.8	6.6
2010	107,215	2,873,790,860	26,804	33.0	19,658	6.4	7.1
2009	104,822	2,772,227,434	26,447	34.7	19,303	6.6	6.8
2008	102,461	2,729,253,657	26,637	32.5	18,807	4.5	4.9

Source: Ascension Economic Development Corp

(1) Source: US Census Bureau estimates.

(2) Source: Ascension Parish School Board

PARISH OF ASCENSION

PRINCIPAL EMPLOYERS
CURRENT YEAR AND NINE YEARS AGO

2017			2008		
Employer	Number of Employees (1)	Percentage of Employees (2)	Employer	Number of Employees (1)	Percentage of Employees (1)
Ascension Parish School Board	3,004	5.4%	BASF Corporation	1,620	5.5%
BASF Corporation	1,105	2.0%	Excel Group	1,100	3.7%
Wal-Mart Stores	700	1.2%	Rubicon Inc.	630	2.1%
Shell Chemical Company	620	1.1%	Shell Chemical Company	542	1.8%
Parish of Ascension	615	1.1%	Constructors Inc.	500	1.7%
St. Elizabeth Hospital	489	0.9%	CF Industries, Inc.	495	1.7%
CF Industries	475	0.8%	AKM Volks Constructors Divison	425	1.4%
Smith Tank and Steel	450	0.8%	East Ascension Hospital	400	1.4%
Huntsman Chemicals	420	0.7%	Merit Electrical	300	1.0%
Rouse's Supermarkets	377	0.7%	L&L Fleeting, Inc.	330	1.0%
	8,255	14.7%		6,342	21.3%

(1) Source: Parish of Ascension
(2) Percentages are based upon total employment per Ascension Economic Development Corporation

PARISH OF ASCENSION

FULL-TIME EQUIVALENT PARISH EMPLOYEES BY FUND/DEPARTMENT LAST TEN FISCAL YEARS

	Full-time Equivalent Employees Allotted in Annual Budget									
	2017	2016	2015	2014	2013	2012	2011	2010	2009	2008
GENERAL FUND:										
Ajudication	-	1	-	1	1	1	1	-	-	-
Building	16	15	13	13	15	16	16	16	16	17
Election	7	7	7	7	7	7	7	7	7	6
Emergency Management	6	5	5	5	5	6	5	6	6	6
Engineering	-	23	25	19	18	21	18	-	-	-
Executive Administration	5	3	5	4	6	6	4	5	5	7
Finance/Purchasing	21	20	19	19	19	19	19	17	17	15
General Administration	7	6	6	6	5	5	5	5	6	6
Grants	4	4	4	4	4	5	4	3	3	2
Human Resources	8	6	6	5	6	6	6	5	5	5
IS/GIS	9	9	10	9	8	8	8	8	8	11
Judicial 23rd District	21	21	21	21	21	22	22	22	22	21
Judicial Parish Court	2	2	2	2	2	2	2	2	2	2
Justice of the Peace and Constables	6	6	6	6	6	6	6	6	6	6
Legislative	13	13	14	14	14	14	14	13	13	13
Planning and Development	13	7	7	15	7	7	8	9	11	8
Storm Water	-	-	-	-	3	8	-	-	-	-
Video Programming	3	2	2	2	2	2	2	2	2	-
TOTAL GENERAL FUND	141	150	152	152	149	161	147	126	128	124
OTHER FUNDS:										
Criminal Court	14	16	16	18	18	18	15	16	17	18
East Ascension Major Drainage	78	71	70	69	76	80	89	107	106	92
FINS	5	5	4	4	4	4	4	4	4	4
Fire District No. 1	44	45	45	45	35	35	35	40	27	17
Fire District No. 3	37	36	36	30	24	21	21	18	15	12
Fleet Management	-	17	18	17	14	16	15	15	-	-
Health Unit	16	36	38	40	40	41	35	36	36	35
Jail	11	11	11	11	10	9	9	8	8	6
Lamar Dixon	21	20	21	19	16	13	10	9	-	-
Maintenance	31	30	27	26	18	22	22	21	20	17
Mental Health	18	21	21	21	18	18	17	18	19	17
Recreation	21	20	21	19	18	17	17	14	14	13
Road and Bridge	94	74	76	75	77	77	82	81	88	71
Tourist Center	-	-	-	-	-	4	4	4	7	8
Utilities	26	7	7	6	3	4	5	5	4	-
West Ascension Drainage	10	8	7	6	8	7	7	5	6	6
TOTAL OTHER FUNDS	426	417	418	406	379	386	387	402	371	316
TOTAL ALL FUNDS	567	567	570	558	528	547	535	528	499	440

Source: Parish of Ascension

Exhibit I-21

PARISH OF ASCENSION

OPERATING INDICATORS BY FUNCTION/PROGRAM
LAST TEN FISCAL YEARS

	FISCAL YEAR									
	2017	2016	2015	2014	2013	2012	2011	2010	2009	2008
Function:										
Public Safety:										
Police:										
Physical arrests	4,160	3,972	4,124	4,243	4,342	4,157	4,450	4,598	4,746	3,601
Traffic violations	5,150	4,812	7,002	6,714	9,884	6,796	6,484	5,884	8,776	8,249
Service call responses	79,174	79,992	75,809	73,752	75,992	74,715	77,379	76,838	74,943	72,329
Fire:										
Number of responses	1,973	1,570	1,299	756	429	560	677	629	2,353	1,726
Number of emergency responses	6,342	6,042	5,356	5,551	5,184	4,002	3,585	3,176	3,545	3,171
Public Works:										
Building Permits:										
Residential (new)	1,009	753	770	776	811	817	603	657	745	538
Commercial	154	132	194	215	139	129	99	132	116	124
Transportation:										
Parish street maintenance program:										
Number of miles maintained	524	515	512	510	507	492	469	468	466	460
Rehab streets and roads (miles)	32.25	22.00	25.68	3.67	13.92	1.60	9.21	6.06	8.00	39.00
Sanitation:										
Wastewater:										
Number of users	494	549	478	484	505	474	514	504	487	401
Drainage:										
Miles of drainage ditches maintained	2,060	2,059	2,059	2,058	2,057	2,055	2,047	2,047	2,040	2,020
Culture-Recreation:										
Libraries:										
Total registered borrowers	28,865	28,931	30,566	32,651	37,572	37,005	34,201	33,659	30,982	30,131
Total items circulated	410,846	428,142	405,297	400,184	416,341	459,688	402,964	410,737	365,153	359,224
Total reference questions answered	53,144	69,472	76,797	122,182	135,304	70,928	92,612	59,644	61,672	58,564

Source: Ascension Parish Government

PARISH OF ASCENSION

CAPITAL ASSET STATISTICS BY FUNCTION/PROGRAM
LAST TEN FISCAL YEARS

	FISCAL YEAR									
Major Programs	2017	2016	2015	2014	2013	2012	2011	2010	2009	2008
General Government:										
Number of general government buildings (1)	24	24	24	22	23	22	21	21	21	20
Public Safety:										
Number of fire stations (2)	19	19	19	19	19	18	18	17	17	17
Fire trucks	54	53	53	52	56	55	57	54	54	52
Correction facilities	1	1	1	1	1	1	1	1	1	1
Transportation:										
Miles of streets	524	515	512	510	507	492	469	468	466	460
Number of bridges	82	89	136	136	136	136	136	136	136	136
Sanitation:										
Miles of sanitary sewers	18.25	16.6	14.3	14.3	14.3	14.3	14.3	14.3	11	11
Culture and Recreation:										
Number of parks	23	24	24	27	27	27	19	18	17	16
Number of library branches	4	4	4	4	4	4	4	4	3	3
Number of community centers	4	5	6	5	5	5	5	4	5	4
Health and Welfare:										
Number of health and welfare buildings	10	9	9	9	9	9	9	9	9	7

(1) Includes substations and police stations annexed to courthouses
(2) Includes two substations out of service due to flood of August 2016

Source: Ascension Parish Government

PARISH OF ASCENSION

SCHEDULE OF EXPENDITURES OF FEDERAL AWARDS

PARISH OF ASCENSION

Donaldsonville, Louisiana

SCHEDULE OF EXPENDITURES OF FEDERAL AWARDS

For the year ended December 31, 2017

Grantor/State Pass-through/ Program name/ Location of Project	CFDA Number	Grant Number	Grant Amount	(Restated) Balance January 1	Federal Receipts	Federal Expenditures	Balance December 31
U. S. Federal Emergency Management Agency/							
Office of Homeland Security and Emergency Preparedness							
* Hazard Mitigation Grant Program - Acquisition Project	97.039	1786-005-0001	$ 221,402	$ 7,450	$ -	$ -	7,450
* Hazard Mitigation Grant Program - Elevation Project	97.039	1786-005-0003	158,266	1,159	1,159	-	-
* Hazard Mitigation Grant Program - Elevation Project	97.039	4080-005-0003	307,177			158,651	158,651
* Hazard Mitigation Grant Program - Elevation Project	97.039	1792-005-0001	1,000,260	84,203	66,245	82,817	100,775
* Hazard Mitigation Grant Program - Elevation Project	97.039	1792-005-0002	969,210			44,775	44,775
* Lamar Dixon Retrofit/Safe Room	97.039	CFMS #684902	4,183,486	1,172,966	1,353,103	266,021	85,884
	Subtotal CFDA #97.039			1,265,778	1,420,507	552,264	397,535
Office of Homeland Security and Emergency Preparedness							
2015 State Homeland Security Program	97.067	EMW-2015-SS-00043-S01	59,704	-	12,812	59,704	46,892
Office of Homeland Security and Emergency Preparedness							
Public Assistance Grant - August 2016 Flood	97.036	unavailable	-	10,852,343	6,630,967	461,520	4,682,896
Public Assistance Grant - March 2016 Flood	97.036	unavailable	-	803,690	218,026	781	586,445
Public Assistance Grant - Hurricane Isaac	97.036	unavailable	-	526,864	7,004	-	519,860
Public Assistance Grant - Hurricane Gustav	97.036	unavailable	-	184,344	-	-	184,344
	Subtotal CFDA #97.036			12,367,241	6,855,997	462,301	5,973,545
United States Department of Transportation							
Highway Planning and Construction							
LA River Road Steamboat Overlook	20.205	745-03-0005	4,506,915	-	55,081	165,243	110,162
United States Department of Transportation							
Intersection Improvement Grant Project	20.607	H007855	155,356	5,959	5,959	-	-
Intersection Improvement Grant Project	20.608	H007855	155,356	5,959	5,959	-	-
United States Environmental Protection Agency							
Lake Pontchartrain Basin Restoration Program - Phase 2	66.125	BR-00F77001	105,000	1,553	4,553	15,079	12,079
U.S. Department of Housing and Urban Development/							
State of Louisiana/Office of Community Development							
Community Development Block Grant Disaster Recovery Program	14.228	CFMS #684902	10,643,022	282,876	245,823	208,330	245,383
2015-2017 Emergency Solutions Grants Program	14.231	unavailable	87,550	31,063	66,216	35,153	-
Department of Housing and Community Affairs							
* Section 8 Housing	14.871	LA009	-	420,607	720,986	720,986	420,607
Total Federal Assistance				$ 14,381,036	$ 9,393,893	$ 2,219,060	$ 7,206,203

* Major Program

PARISH OF ASCENSION

NOTE TO SCHEDULE OF EXPENDITURES OF FEDERAL AWARDS

For the year ended December 31, 2017

NOTE 1 - SUMMARY OF SIGNIFICANT ACCOUNTING POLICIES

General

The Parish's Schedule of Expenditures of Federal Awards presents the activity of the federal financial assistance programs of the Parish. All federal financial assistance received directly from federal agencies as well as federal financial assistance passed-through other government agencies are included on the schedule.

Basis of Accounting

The Parish's Schedule of Expenditures of Federal Awards is presented using the accrual basis of accounting, which is described in Note 1 to the Parish's financial statements for the year ended December 31, 2017.

SPECIAL INDEPENDENT AUDITORS' REPORTS

COMPREHENSIVE ANNUAL FINANCIAL REPORT
FOR FISCAL YEAR ENDED DECEMBER 31, 2017

PARISH OF ASCENSION

LOUISIANA

PARISH OF ASCENSION

SPECIAL INDEPENDENT AUDITORS' REPORTS

FAULK & WINKLER LLC
Certified Public Accountants • Business Advisors

INDEPENDENT AUDITORS' REPORT ON INTERNAL CONTROL OVER FINANCIAL REPORTING AND ON COMPLIANCE AND OTHER MATTERS BASED ON AN AUDIT OF FINANCIAL STATEMENTS PERFORMED IN ACCORDANCE WITH *GOVERNMENT AUDITING STANDARDS*

Honorable Chairman and Members
of the Ascension Parish Council
Donaldsonville, Louisiana

We have audited, in accordance with auditing standards generally accepted in the United States of America and the standards applicable to financial audits contained in *Government Auditing Standards* issued by the Comptroller General of the United States, the financial statements of the governmental activities, the business-type activities, the aggregate discretely presented component units, each major fund, and the aggregate remaining fund information of the **PARISH OF ASCENSION, LOUISIANA (PARISH)** as of and for the year ended December 31, 2017, and the related notes to the financial statements, which collectively comprise the **PARISH**'s basic financial statements and have issued our report thereon dated June 25, 2018.

We did not audit, review or compile the financial statements of the following discretely presented component units: District Attorney of the Twenty-Third Judicial District, Ascension Parish Sheriff, Ascension Parish Clerk of Court, Ascension Economic Development Corporation, Twenty-Third Judicial District Public Defender Office, Twenty-Third Judicial District Judicial Expense Fund, Ascension Parish Communication District, Ascension Council on Aging, Inc., West Ascension Hospital Service District, Ascension Parish Tourist Commission, and Galvez-Lake Volunteer Fire Department. Additionally, we did not audit the financial statements of the Ascension Parish Library Fund and Library Construction Fund, which are blended component units.

These financial statements were audited, reviewed, or compiled by other auditors or accountants whose reports have been furnished to us, and our opinion, insofar as it relates to the amounts included for these entities, was based on the reports of the other auditors or accountants.

Furthermore, the compliance with certain provisions of laws, regulations, contracts and grants and internal control over financial reporting of the Ascension Parish Library, Library Construction Fund, and the discretely presented component units listed above were evaluated by other auditors and accountants and those reports, if any, can be found in the separately issued financial reports of each such unit.

Internal Control Over Financial Reporting

In planning and performing our audit of the financial statements, we considered the **PARISH**'s internal control over financial reporting (internal control) to determine the audit procedures that are appropriate in the circumstances for the purpose of expressing our opinions on the financial statements, but not for the purpose of expressing an opinion on the effectiveness of the **PARISH**'s internal control. Accordingly, we do not express an opinion on the effectiveness of the **PARISH**'s internal control.

A *deficiency in internal control* exists when the design or operation of a control does not allow management or employees, in the normal course of performing their assigned functions, to prevent, or detect and correct, misstatements on a timely basis. A *material weakness* is a deficiency, or a combination of deficiencies, in internal control such that there is a reasonable possibility that a material misstatement of the entity's financial statements will not be prevented, or detected and corrected on a timely basis. A *significant deficiency* is a deficiency, or a combination of deficiencies, in internal control that is less severe than a material weakness, yet important enough to merit attention by those charged with governance

Our consideration of internal control was for the limited purpose described in the first paragraph and was not designed to identify all deficiencies in internal control that might be material weaknesses or significant deficiencies and therefore, material weaknesses or significant deficiencies may exist that were not identified. We did identify certain deficiencies in internal control, described in the accompanying schedule of findings and questioned costs as Items 2017-006 and 2017-007 to be material weaknesses.

Compliance and Other Matters

As part of obtaining reasonable assurance about whether the **PARISH**'s financial statements are free from material misstatement, we performed tests of its compliance with certain provisions of laws, regulations, contracts, and grant agreements, noncompliance with which could have a direct and material effect on the determination of financial statement amounts. However, providing an opinion on compliance with those provisions was not an objective of our audit, and accordingly, we do not express such an opinion. The results of our tests disclosed instances of noncompliance or other matters that are required to be reported under *Government Auditing Standards* and which are described in the accompanying schedule of findings and questioned costs as 2017-001, 2017-002, 2017-003, 2017-004, and 2017-005.

The Parish's Response to Findings

The **PARISH**'s responses to the findings identified in our audit are described following the accompanying schedule of findings and questioned costs. The **PARISH**'s responses were not subjected to the auditing procedures applied in the audit of the financial statements and, accordingly, we express no opinion on them.

Purpose of this Report

The purpose of this report is solely to describe the scope of our testing of internal control and compliance and the results of that testing, and not to provide an opinion on the effectiveness of the entity's internal control or on compliance. This report is an integral part of an audit performed in accordance with *Government Auditing Standards* in considering the entity's internal control and compliance. Accordingly, this communication is not suitable for any other purpose.

(Continued)

This report is intended solely for the information and use of the Parish Council and management, the Louisiana Legislative Auditor, and federal and state agencies, and is not intended to be and should not be used by anyone other than these specified parties. Under Louisiana Revised Statutes 24:513, this report is distributed by the Legislative Auditor as a public document.

Faulk & Winkler, LLC

Certified Public Accountants

Baton Rouge, Louisiana
June 25, 2018

FAULK & WINKLER LLC
Certified Public Accountants • Business Advisors

INDEPENDENT AUDITORS' REPORT ON
PARISH SYSTEM OF ROAD TRANSPORTATION

Honorable Chairman and Members
of the Ascension Parish Council
Donaldsonville, Louisiana

We have audited the financial statements of the **PARISH OF ASCENSION, LOUISIANA (PARISH)** as of and for the year ended December 31, 2017 and have issued our report thereon dated June 25, 2018.

We did not audit, review or compile the financial statements of the following discretely presented component units: District Attorney of the Twenty-Third Judicial District, Ascension Parish Sheriff, Ascension Parish Clerk of Court, Ascension Economic Development Corporation, Twenty-Third Judicial District Public Defender Office, Twenty-Third Judicial District Judicial Expense Fund, Ascension Parish Communication District, Ascension Council on Aging, Inc., West Ascension Hospital Service District, Ascension Parish Tourist Commission, and Galvez-Lake Volunteer Fire Department. Additionally, we did not audit the financial statements of the Ascension Parish Library Fund and Library Construction Fund, which are blended component units.

These financial statements were audited, reviewed, or compiled by other auditors or accountants whose reports have been furnished to us, and our opinion, insofar as it relates to the amounts included for these entities, was based on the reports of the other auditors or accountants.

Furthermore, the compliance with certain provisions of laws, regulations, contracts and grants and internal control over financial reporting of the Ascension Parish Library, Library Construction Fund, and the discretely presented component units listed above were evaluated by other auditors and accountants and those reports, if any, can be found in the separately issued financial reports of each such unit.

We conducted our audit in accordance with generally accepted auditing standards, *Government Auditing Standards,* issued by the Comptroller General of the United States; and the audit requirements of Title 2 U.S. *Code of Federal Regulations* Part 200, *Uniform Administrative Requirements, Cost Principles, and Audit Requirements for Federal Award*s (Uniform Guidance). Those standards and the Uniform Guidance require that we plan and perform the audit to obtain reasonable assurance about whether the financial statements are free of material misstatement.

(Continued)

6811 Jefferson Highway • Baton Rouge, LA 70806 • (225) 927-6811 • Facsimile: (225) 932-0000
712 N. Burnside Avenue • Gonzales, LA 70737 • (225) 647-6811

Management's Responsibility

Compliance with laws, regulations, contracts, and grants applicable to the **PARISH** is the responsibility of the **PARISH**'s management. As part of obtaining reasonable assurance about whether the financial statements are free of material misstatement, we tested the **PARISH**'s compliance with Louisiana Revised Statutes 48:751-760, the Parish Transportation Act, relating to the adoption of a parish system of road administration. However, the objective of our audit of the financial statements was not to provide an opinion on overall compliance with such provisions. Accordingly, we do not express such an opinion.

Report on Compliance with Parish Transportation Act

The results of our tests disclosed an instance of noncompliance with the provisions of the Parish Transportation Act. Which is described in the accompanying schedule of findings and questioned costs as item 2017-004.

This report is intended solely for the information and use of the Parish Council and management, and the Louisiana Legislative Auditor and is not intended to be and should not be used by anyone other than these specified parties. Under Louisiana Revised Statutes 24:513, this report is distributed by the Legislative Auditor as a public document.

Faulk & Winkler, LLC

Certified Public Accountants

Baton Rouge, Louisiana
June 25, 2018

FAULK & WINKLER LLC
Certified Public Accountants • Business Advisors

INDEPENDENT AUDITORS' REPORT ON COMPLIANCE FOR EACH MAJOR PROGRAM AND ON INTERNAL CONTROL OVER COMPLIANCE REQUIRED BY THE UNIFORM GUIDEANCE

Honorable Chairman and Members
of the Ascension Parish Council
Donaldsonville, Louisiana

Report on Compliance for Each Major Federal Program

We have audited the **PARISH OF ASCENSION, LOUISIANA**'s **(PARISH)** compliance with the types of compliance requirements described in the *OMB Compliance Supplement* that could have direct and material effect on each of the **PARISH**'s major federal programs for the year ended December 31, 2017. The **PARISH**'s major federal programs are identified in the summary of auditors' results section of the accompanying schedule of findings and questioned costs.

Management's Responsibility

Management is responsible for compliance with the requirements of laws, regulations, and the terms and conditions of its federal awards applicable to its federal programs.

Auditors' Responsibility

Our responsibility is to express an opinion on compliance for each of the **PARISH**'s major federal programs based on our audit of the types of compliance requirements referred to above. We conducted our audit of compliance in accordance with auditing standards generally accepted in the United States of America; the standards applicable to financial audits contained in *Government Auditing Standards,* issued by the Comptroller General of the United States; and the audit requirements of Title 2 U.S. *Code of Federal Regulations* Part 200, *Uniform Administrative Requirements, Cost Principles, and Audit Requirements for Federal Award*s (Uniform Guidance).Those standards and the Uniform Guidance require that we plan and perform the audit to obtain reasonable assurance about whether noncompliance with the types of compliance requirements referred to above that could have a direct and material effect on a major federal program occurred. An audit includes examining, on a test basis, evidence about the **PARISH**'s compliance with those requirements and performing such other procedures as we considered necessary in the circumstances.

We believe that our audit provides a reasonable basis for our opinion on compliance for each major program. However, our audit does not provide a legal determination of the **PARISH**'s compliance.

We did not audit, review or compile the financial statements of the following discretely presented component units: District Attorney of the Twenty-Third Judicial District, Ascension Parish Sheriff, Ascension Parish Clerk of Court, Ascension Economic Development Corporation, Twenty-Third Judicial District Public Defender Board, Twenty-Third Judicial District Judicial Expense Fund, Ascension Parish Communication District, Ascension Council on Aging, Inc., West Ascension Hospital Service District, Ascension Parish Tourist Commission, and Galvez-Lake Volunteer Fire Department. Additionally, we did not audit the financial statements of the Ascension Parish Library Fund and Library Construction Fund, which are blended component units.

These financial statements were audited, reviewed, or compiled by other auditors or accountants whose reports have been furnished to us, and our opinion, insofar as it relates to the amounts included for these entities, was based on the reports of the other auditors and accountants.

Furthermore, the compliance with certain provisions of laws, regulations, contracts and grants and internal control over financial reporting of the Ascension Parish Library, Library Construction Fund, and the discretely presented component units listed above, were evaluated by other auditors and accountants and those reports, if any, can be found in the separately issued financial reports of each such unit. Our audit of compliance, described below, did not include the programs of the entities discussed above, as those entities were audited, reviewed, or compiled under separate engagements.

Basis for Qualified Opinion on Housing and Urban Development – Section 8 Program

As described in the accompanying schedule of findings and questioned costs as item 2017-001, the **PARISH** did not comply with reporting requirements that are applicable to its Housing and Urban Development – Section 8 Program. Compliance with such requirements is necessary, in our opinion, for the **PARISH** to comply with the requirements applicable to that program.

Qualified Opinion on Housing and Urban Development – Section 8 Program

In our opinion, except for the noncompliance described in the Basis for Qualified Opinion paragraph, the **PARISH** complied, in all material respects, with the types of compliance requirements referred to above that could have a direct and material effect on the Housing and Urban Development – Section 8 program for the year ended December 31, 2017.

Unmodified Opinion on Each of the Other Major Federal Programs

In our opinion, the **PARISH** complied, in all material respects, with the types of compliance requirements referred to above that could have a direct and material effect on each of its other major federal programs identified in the summary of auditors' results section of the accompanying schedule of findings and questioned costs for the year ended December 31, 2017.

The Parish's Response to Findings

The **PARISH**'s response to the noncompliance findings identified in our audit is described following the accompanying schedule of findings and questioned costs. The **PARISH**'s response was not subjected to the auditing procedures applied in the audit of compliance and, accordingly, we express no opinion on the response.

Report on Internal Control Over Compliance

Management of the **PARISH** is responsible for establishing and maintaining effective internal control over compliance with the types of compliance requirements referred to above. In planning and performing our audit of compliance, we considered the **PARISH**'s internal control over compliance with the types of requirements that could have a direct and material effect on a major federal program to determine the auditing procedures that are appropriate in the circumstances for the purpose of expressing an opinion on compliance for each major federal program and to test and report on internal control over compliance in accordance with the Uniform Guidance, but not for the purpose of expressing an opinion on the effectiveness of internal control over compliance. Accordingly, we do not express an opinion on the effectiveness of the **PARISH**'s internal control over compliance.

Our consideration of internal control over compliance was for the limited purpose described in the preceding paragraph and was not designed to identify all deficiencies in internal control over compliance that might be material weaknesses or significant deficiencies and, therefore, material weaknesses or significant deficiencies may exist that were not identified. However, as discussed below, we identified certain deficiencies in internal control over compliance that we consider to be material weaknesses.

A *deficiency in internal control over compliance* exists when the design or operation of a control over compliance does not allow management or employees, in the normal course of performing their assigned functions, to prevent, or detect and correct, noncompliance with a type of compliance requirement of a federal program on a timely basis. A *material weakness in internal control over compliance* is a deficiency, or combination of deficiencies, in internal control over compliance, such that there is a reasonable possibility that material noncompliance with a type of compliance requirement of a federal program will not be prevented, or detected and corrected, on a timely basis. We consider the deficiency in internal control over compliance described in the accompanying schedule of findings and questioned costs as Item and 2017-001 to be a material weakness.

A *significant deficiency in internal control over compliance* is a deficiency, or a combination of deficiencies, in internal control over compliance with a type of compliance requirement of a federal program that is less severe than a material weakness in internal control over compliance, yet important enough to merit attention by those charged with governance. We did not identify any deficiencies in internal control over compliance that we consider to be significant deficiencies in accordance with the Uniform Guidance.

The **PARISH**'s response to the internal control over compliance finding identified in our audit are described following the accompanying schedule of findings and questioned costs. The **PARISH**'s responses were not subjected to the auditing procedures applied in the audit of compliance and, accordingly, we express no opinion on the responses.

The purpose of this report on internal control over compliance is solely to describe the scope of our testing of internal control over compliance and the results of that testing based on the requirements of the Uniform Guidance. Accordingly, this report is not suitable for any other purpose.

This report is intended solely for the information and use of the Parish Council and management, the Louisiana Legislative Auditor, and federal and state agencies, and is not intended to be and should not be used by anyone other than these specified parties. Under Louisiana Revised Statutes 24:513, this report is distributed by the Legislative Auditor as a public document.

Faulk & Winkler, LLC

Certified Public Accountants

Baton Rouge, Louisiana
June 25, 2018

PARISH OF ASCENSION

SCHEDULE OF FINDINGS AND QUESTIONED COSTS

For the year ended December 31, 2017

1) Summary of Auditor's Results:

A) The type of report issued on the financial statements: **Unmodified opinion.**

B) Significant deficiencies in internal control were disclosed by the audit of financial statements: **None.**

Material weaknesses: **2017-006 and 2017-007.**

C) Noncompliance which is material to the financial statements: **2017-001, 2017-004, and 2017-006.**

D) Significant deficiencies in internal control over major programs: **None.**

Material weaknesses: **2017-001.**

E) The type of report issued on compliance for major programs: **Qualified opinion.**

F) Any audit findings disclosed that are required to be reported in accordance with 2 CFR 200.516(a): **2017-001.**

G) Identification of Major Programs:

U.S. Department of Housing and Urban Development
Department of Housing and Community Affairs
1) Section 8 Housing C.F.D.A. 14.871

Federal Emergency Management Agency
State of Louisiana/Office of Homeland Security and Emergency Preparedness
1) Hazard Mitigation Grant Programs C.F.D.A. 97.039

H) Dollar threshold used to distinguish between Type A and Type B programs: **$750,000.**

I) Auditee qualified as a low-risk auditee: **No.**

2) Findings relating to the financial statements reported in accordance with *Government Auditing Standards*: **2017-001, 2017-002, 2017-003, 2017-004, 2017-005, 2017-006, and 2017-007.**

PARISH OF ASCENSION

SUMMARY OF FINDINGS AND QUESTIONED COSTS

For the year ended December 31, 2017

3) FINDINGS – FEDERAL AWARD FINDINGS AND QUESTIONED COSTS

2017-001 Reporting Requirements for Department of Housing and Urban Development's (HUD) Section 8 Program

Criteria: The Uniform Financial Reporting Standards require PHAs to submit timely GAAP-based audited financial information electronically to HUD no later than 9 months after the PHAs fiscal year end.

Condition: The Parish, which serves as the local public housing authority (PHA) for Ascension Parish, did not comply with reporting requirements under HUD Section 8 Program regulations.

Cause: The Parish did not submit its 2014, 2015, or 2016 audited financial information to HUD within 9 months of its fiscal year end.

Effect: Noncompliance with grant regulations may result in defunding of the federal aid program.

Recommendation: The Parish should follow HUD reporting requirements and timely submit all required reports to HUD to avoid jeopardizing this federal program funding.

Views of responsible officials: See management's corrective action plan following the summary of findings and questioned costs.

4) FINDINGS – NONCOMPLIANCE

2017-002 Advance of Public Funds

Criteria: Louisiana Constitution, Article 7, Section 14 prohibits the advancement, loan, pledge or donation of public funds, credit, property or things of value of the Parish.

Condition: The Parish advanced funds to an employee through incurring credit card charges not related to Parish business and requiring reimbursement from these individuals at a later date.

Cause: A employee of the Parish used the Parish's credit card for personal charges $383. The charges were reimbursed to the Parish in January 2018.

Effect: The Parish did not comply with Louisiana Constitution, Article 7, Section 14, *Donation, Loan, or Pledge of Public Credit.*

Recommendation: The Parish should implement policies and procedures to ensure credit card expenditures are for Parish business only.

Views of responsible officials: See management's corrective action plan following the summary of findings and questioned costs.

4) FINDINGS – NONCOMPLIANCE (CONTINUED)

2017-003 Daily Deposits

Criteria: Louisiana R.S. 39:1212 requires all funds of local depositing authorities shall be deposited daily, whenever practicable.

Condition: Based on review of ten cash deposits totaling $24,122,783 during the statewide agreed upon procedures (SAUPs), it was discovered that the Parish did not make daily deposits on three occasions. These three exceptions totaled approximately $25,000 in deposits and had an average of three business days between date of receipt and date of deposit.

Cause: The Parish did not make daily cash deposits whenever practicable.

Recommendation: The Parish should require all cash deposits to be made daily, whenever practicable.

Views of responsible officials: See management's corrective action plan following the summary of findings and questioned costs.

2017-004 Noncompliance with Parish Transportation Act

Criteria: Louisiana R.S. 48:755 requires that the Parish shall develop a parishwide program of construction, inclusive of Parish roads within municipalities, to be commenced the ensuing fiscal year which shall be based upon the anticipated revenues to be appropriated by the legislature and listed in a prioritized ranking based on parishwide needs and shall include overlay projects.

Condition: The Parish did not approve an itemized listing of roads in a prioritized ranking based on parishwide needs and therefore is not in compliance with Louisiana R.S. 48:755.

Cause: The Parish adopts their Parish Transportation Act priority listing by project as opposed to individual roads. These projects do not specify individual roads and as a result, the Parish does not have a listing of prioritized roads to be funded with Parish Transportation Act revenue.

Recommendation: The Parish should identify specific in a prioritized ranking to ensure compliance with Louisiana R.S 48:755. This listing should to be maintained and updated annually to include anticipated expenditures of Parish Transpiration Act funds on a weekly basis, as required by Louisiana R.S. 48:755.

Views of responsible officials: See management's corrective action plan following the summary of findings and questioned costs.

2017-005 Noncompliance with the Louisiana Code of Governmental Ethics

Criteria: Louisiana R.S. 42:1112 prohibits participation by a public servant in a transaction involving the governmental entity in which the public servant has a substantial economic interest.

Condition: The Parish entered into transactions with an entity in which an employee of the Parish has a substantial economic interest.

4) FINDINGS – NONCOMPLIANCE (CONTINUED)

2017-005 Noncompliance with the Louisiana Code of Governmental Ethics (Continued)

Cause: The Parish does not have a procedure in place to ensure no transactions are entered into that involve businesses owned by employees of the Parish. This incident appears to be isolated.

Recommendation: The Parish should implement procedures that require new hires to disclose businesses in which they or related parties have an economic interest. Furthermore, this practice should require new vendors to be vetted against the listing of related parties before the vendor is approved.

A related party having substantial economic interest is defined as: any member of their immediate family, any person in which they have an ownership interest that is greater than the general class, any person of which they are an officer, director, trustee, partner, or employee, any person with whom they are negotiating or has an arrangement concerning prospective employment, and any person who is indebted to them or is a party to an existing contract with them and by reason thereof is in a position to affect directly their economic interest, by the Louisiana Code of Ethics.

Views of responsible officials: See management's corrective action plan following the summary of findings and questioned costs.

5) FINDINGS – INTERNAL CONTROLS

2017-006 Internal Controls at Lamar Dixon Expo Center (Resolved)

Criteria: Internal controls are necessary to ensure the revenue cycle is operating effectively and in accordance with Parish ordinance and policy.

Condition: Based on a review of 23 events occurring at Lamar Dixon Expo Center (the Center) during 2017, it was discovered that charges for direct costs (clean up, event set up, security, etc.) were not invoiced in accordance with Parish ordinance. Amounts quoted for contracts appeared to be approximately $19,980 less than the amounts invoiced to customers. There was no reconciliation between quoted and actual costs invoiced.

Cause: The Center did not have effective internal controls to monitor charges for direct costs in accordance with Parish ordinance and maintaining adequate supporting documentation for amounts billed. Additionally, the Parish ordinance is vague regarding the amounts to be charged for certain venues and types of events relative to authorized discounts.

Effect: The Center could experience a loss of revenues regarding amounts charged for venues and direct costs.

Recommendation: The Center should implement controls relating to customer contracting and billing to ensure that the Center is charging customers appropriate amounts that are in compliance with the Parish ordinance. Additionally, the Parish should consider restructuring the Parish ordinance regarding the Center's venue rental rates to provide clear guidelines for amounts to be charged.

5) FINDINGS – INTERNAL CONTROLS (CONTINUED)

2017-006 Internal Controls at Lamar Dixon Expo Center (Resolved)(Continued)

Views of responsible officials: See management's corrective action plan following the summary of findings and questioned costs.

2017-007 Internal Controls Over Donated Capital Assets

Criteria: Under the General Sewerage Ordinance of Ascension Parish (Sewer Ordinance), the Parish is to assume ownership and accept responsibility for perpetual maintenance and operations of community sewerage systems. Additionally, the Parish is to collect monthly user fees from residents and businesses connected to the sewer systems and franchise fees from any entity that operates a community sewerage system, outside of the corporate limit of municipalities located within the Parish.

Condition: The Parish had not implemented policies or procedures to ensure that all sewer systems in which the Parish assumed ownership are properly recorded in the Parish's financial records. Additionally, the Parish has not collected user fees or franchise fees from the applicable parties.

Cause: The Parish has not implemented policies and procedures to properly identify and record donated capital assets in the financial records of the Parish.

Effect: The Parish understated capital assets in the financial records of Ascension Consolidated Utilities District No. 2 Fund by $1,647,363. Furthermore, the Parish did not begin to charge user fees to all users or franchise fees to all sewerage system operators since the enactment of the Sewer Ordinance.

Recommendation: The Parish should implement policies and procedures to properly record donated capital assets in its financial records.

Views of responsible officials: See management's corrective action plan following the summary of findings and questioned costs.

Parish of Ascension

Department of Finance

KENNY MATASSA
PARISH PRESIDENT

GWEN B. LEBLANC
CHIEF FINANCIAL OFFICER/TREASURER

CORRECTIVE ACTION PLAN
YEAR ENDED DECEMBER 31, 2017

A) FINDINGS – FEDERAL AWARDS FINDINGS AND QUESTIONED COSTS

2017-001 Reporting Requirements for Department of Housing and Urban Development's (HUD) Section 8 Program

Management's response and corrective actions are as follows:

The Parish has met with its third-party grant administrator and began procedures to comply with HUD reporting requirements for local public housing authority (PHA). The Parish has begun the process of moving towards compliance with this requirements through submission of its 2014 report to HUD through the Real Estate Assessment Center System (REAC). In previous years, the Parish has encountered difficulties when submitting the required information into the REAC software and when communicating with the HUD and REAC administrators in a timely and efficient manner. In 2018, the Parish has began communicating with a new HUD and REAC representative which has resulted in a more efficient and effective process of submitting the required information to HUD.

Expected implementation date: October 31, 2018

Contact person: Gwen B. Leblanc, Chief Financial Officer

B) FINDINGS - NONCOMPLIANCE

2017-002 Advance of Public Funds

Management's response and corrective action plans are as follows:

Management will implement a new process that requires all card holders of the Parish to read and certify that all charges made on Parish credit cards are for Parish business only. Charges on Parish credit cards that do not comply with Parish policy will result in reprimands to card holder privileges.

B) FINDINGS – NONCOMPLIANCE (CONTINUED)

2017-002 Advance of Public Funds (Continued)

Expected implementation date: June 30, 2018

Contact person: Gwen B. Leblanc, Chief Financial Officer

2017-003 Daily Deposits

Management's response and corrective action plan is as follows:

The Parish has begun acquiring equipment the allows for remote deposits to be made onsite. With this new equipment, management of the Parish will now have the ability to make daily cash deposits consistently.

Expected implementation date: June 30, 2018

Contact person: Gwen B. Leblanc, Chief Financial Officer

2017-004 Noncompliance with Parish Transportation Act

Management's response and corrective action plans are as follows:

The Parish has a listing of all roads under Parish administration that summarizes the current condition of each road. With this information, the Parish will begin to maintain a prioritized listing of Parish roads that is to be attached to each capital outlay road project that is adopted annually. Furthermore, the condition of Parish roads will be updated annually and as new roads are adopted into Parish administration.

Expected implementation date: June 30, 2018

Contact person: William Daniel, Infrastructure Division Director

2017-005 Noncompliance with the Louisiana Code of Governmental Ethics

Management's response and corrective action plans are as follows:

Management will begin revising its policies and procedures to ensure all current and future vendors are not associated with any current employee of the Parish. These revised policies and procedures will require new hires to disclose known related parties of the employee and will also require current employees of the Parish to disclose any known related parties. All disclosed related parties will then be maintained and cross examined to our active vendor listing on a continuous basis.

Expected implementation date: June 30, 2018

Contact person: Gwen B. Leblanc, Chief Financial Officer; Talita Westley, Human Resources Director

C) FINDINGS –INTERNAL CONTROLS

2017-006 Internal Controls at Lamar Dixon Expo Center (Resolved)

Management's response and corrective action plan is as follows:

The Parish has adopted a new ordinance in February 2018 that addresses how direct costs for events are to be charged at Lamar Dixon Expo Center. With this new ordinance, the Parish considers this matter resolved.

Expected implementation date: March 1, 2018

Contact person: Gwen B. Leblanc, Chief Financial Officer; Kyle Rogers, General Manager, Lamar Dixon Expo Center

2017-007 Internal Controls over Donated Capital Assets

Management's response and corrective action plan is as follows:

In May 2018, the Parish's Infrastructure Division Director implemented policies and procedures to ensure information regarding donated sewer systems accepted by the Parish are properly recorded in the financial records of the Parish. Additionally, in June 2018, the Parish Infrastructure Division Director sent correspondence to all sewer system users and operators request for payment for all unbilled periods.

Expected implementation date: Implementation completed in June 2018.

Contact person: William Daniel, Infrastructure Division Director

PARISH OF ASCENSION

SUMMARY OF PRIOR YEAR FINDINGS AND QUESTIONED COSTS

For the year ended December 31, 2017

2016-001 Reporting Requirements for Department of Housing and Urban Development's (HUD) Section 8 Program

This finding has been reclassified as 2017-001.

2016-002 Public Bid Law

This finding is considered resolved.

2016-003 Advance of Public Funds

This finding has been reclassified as 2017-002.

2016-004 Noncompliance with Personnel Policies and Procedures

This finding has been reclassified as 2017-003

2016-005 Internal Controls at Lamar Dixon Expo Center

This finding has been reclassified as 2017-004.

SPECIAL ACKNOWLEDGEMENTS

Gwen LeBlanc
Chief Financial Officer

Amanda Berot
Assistant Treasurer - Compliance

Dawn Caballero
Assistant Treasurer - Management

Laurie Lemoine
Chief Accountant

FAULK WINKLER LLC
Certified Public Accountants • Business Advisors

INDEPENDENT AUDITORS' REPORT
ON APPLYING AGREED-UPON PROCEDURES

To the Honorable Chairman and Members of the Ascension Parish Council, and the Louisiana Legislative Auditor:

We have performed the procedures enumerated below, which were agreed to by the Parish of Ascension (the Parish) and the Louisiana Legislative Auditor (LLA) on the control and compliance (C/C) areas identified in the LLA's Statewide Agreed-Upon Procedures (SAUPs) for the fiscal period January 1, 2017 through December 31, 2017. The Entity's management is responsible for those C/C areas identified in the SAUPs.

This agreed-upon procedures engagement was conducted in accordance with attestation standards established by the American Institute of Certified Public Accountants and applicable standards of *Government Auditing Standards*. The sufficiency of these procedures is solely the responsibility of the specified users of this report. Consequently, we make no representation regarding the sufficiency of the procedures described below either for the purpose for which this report has been requested or for any other purpose.

The procedures and associated findings are as follows:

Written Policies and Procedures

1. Obtain the entity's written policies and procedures and report whether those written policies and procedures address each of the following financial/business functions (or report that the entity does not have any written policies and procedures), as applicable:

    a. Budgeting, including preparing, adopting, monitoring, and amending the budget.

        The Parish's procedures over budgeting address all criteria listed above.

    b. Purchasing, including (1) how purchases are initiated; (2) how vendors are added to the vendor list; (3) the preparation and approval process of purchase requisitions and purchase orders; (4) controls to ensure compliance with the public bid law; and (5) documentation required to be maintained for all bids and price quotes.

        The Parish's procedures over disbursements address all criteria listed above.

    c. Disbursements, including processing, reviewing, and approving.

        The Parish's policies do not address the criteria above.

    d. Receipts, including receiving, recording, and preparing deposits.

        The Parish's procedures over receipts address all criteria listed above.

6811 Jefferson Highway • Baton Rouge, LA 70806 • (225) 927-6811 • Facsimile: (225) 932-0000
712 N. Burnside Avenue • Gonzales, LA 70737 • (225) 647-6811

e. Payroll/Personnel, including (1) payroll processing, and (2) reviewing and approving time and attendance records, including leave and overtime worked.

The Parish's procedures over payroll/personnel address all criteria listed above.

f. Contracting, including (1) types of services requiring written contracts, (2) standard terms and conditions, (3) legal review, (4) approval process, and (5) monitoring process.

The Parish's procedures over contracting address all criteria listed above.

g. Credit Cards (and debit cards, fuel cards, P-Cards, if applicable), including (1) how cards are to be controlled, (2) allowable business uses, (3) documentation requirements, (4) required approvers, and (5) monitoring card usage.

The Parish's policies and procedures over credit cards address all criteria listed above.

h. Travel and expense reimbursement, including (1) allowable expenses, (2) dollar thresholds by category of expense, (3) documentation requirements, and (4) required approvers.

The Parish's policies and procedures over travel and expense reimbursements address all criteria listed above.

i. Ethics, including (1) the prohibitions as defined in Louisiana Revised Statute 42:1111-1121, (2) actions to be taken if an ethics violation takes place, (3) system to monitor possible ethics violations, and (4) requirement that all employees, including elected officials, annually attest through signature verification that they have read the entity's ethics policy. Note: Ethics requirements are not applicable to nonprofits.

The Parish's policies and procedures over ethics address all criteria listed above.

j. Debt Service, including (1) debt issuance approval, (2) EMMA reporting requirements, (3) debt reserve requirements, and (4) debt service requirements.

The Parish's policies do not address the criteria above.

Board (or Finance Committee, if applicable)

2. Obtain and review the board/committee minutes for the fiscal period, and:

a. Report whether the managing board met (with quorum) at least monthly, or on a frequency in accordance with the board's enabling legislation, charter, or other equivalent document.

The Parish Council met, at minimum, monthly with a quorum in accordance with the Home Rule Charter.

b. Report whether the minutes referenced or included monthly budget-to-actual comparisons on the General Fund and any additional funds identified as major funds in the entity's prior audit (GAAP-basis).

Per management, budget-to-actual comparisons are discussed in monthly meetings, however, the minutes do not reference the comparisons.

c. Report whether the minutes referenced or included non-budgetary financial information (e.g. approval of contracts and disbursements) for at least one meeting during the fiscal period.

The Parish's minutes discussed non-budgetary financial information, including approval of contracts and debt issuance, accounting policies, and other financial and administrative policies.

Bank Reconciliations

3. Obtain a listing of client bank accounts from management and management's representation that the listing is complete.

A list of the Parish's bank accounts was provided by management, which represented that the listing was complete.

4. Using the listing provided by management, select all the of the entity's bank accounts (if five accounts or less) or one-third of the bank accounts on a three year rotating basis (if more than 5 accounts). If there is a change in practitioners, the new practitioner is not bound to follow the rotation established by the previous practitioner. *Note: School student activity fund accounts may be excluded from selection if they are otherwise addressed in a separate audit or AUP engagement.* For each of the bank accounts selected, obtain bank statements and reconciliations for all months in the fiscal period and report whether:

The Parish has twenty-three bank accounts. All were selected for testing.

a. Bank reconciliations have been prepared;

Bank reconciliations for all 23 accounts were prepared for the fiscal year. However, the reconciliations for 11 of the 23 accounts were prepared annually as of December 31, 2017. Of these 11 accounts, 5 had no activity during the fiscal year.

b. Bank reconciliations include evidence that a member of management or a board member (with no involvement in the transactions associated with the bank account) has reviewed each bank reconciliation; and

Bank reconciliations were all reviewed by a member of management not involved in the transactions associated with the bank accounts. However, monthly review was not performed on a consistent basis for 17 of the 23 bank accounts tested.

c. If applicable, management has documentation reflecting that it has researched reconciling items that have been outstanding for more than 6 months as of the end of the fiscal period.

The Parish has two bank accounts which had checks outstanding for longer than six months. Management provided adequate support documenting that they have researched these outstanding checks.

Collections

5. Obtain a listing of cash/check/money order (cash) Collection location and management's representation that the listing is complete.

Management provided a listing of collection locations and provided representation that the listing was complete.

6. Using the listing provided by management, select all of the entity's cash collection locations (if five locations or less) or one-third of the collection locations on a three year rotating basis (if more than 5 locations). If there is a change in practitioners, the new practitioner is not bound to follow the rotation established by the previous practitioner. *Note: School student activity funds may be excluded from selection if they are otherwise addressed in a separate audit or AUP engagement.* For each cash collection location selected:

The Parish maintains 12 collection locations.

a. Obtain existing written documentation (e.g. insurance policy, policy manual, job description) and report whether each person responsible for collecting cash is (1) bonded, (2) not responsible for depositing the cash in the bank, recording the related transaction, or reconciling the related bank account (report if there are compensating controls performed by an outside party), and (3) not required to share the same cash register or drawer with another employee.

All employees responsible for collections are covered by the Parish's insurance policy and are not responsible for depositing, recording, or reconciling the related transaction. At locations where cash drawers are maintained, employees do not share cash drawers.

b. Obtain existing written documentation (e.g. sequentially numbered receipts, system report, reconciliation worksheets, policy manual) and report whether the entity has a formal process to reconcile cash collections to the general ledger and/or subsidiary ledgers, by revenue source and/or agency fund additions, by a person who is not responsible for cash collections in the cash collection location selected.

No exceptions noted.

c. Select the highest (dollar) week of cash collections from the general ledger or other accounting records during the fiscal period and:

i. Using entity collection documentation, deposit slips, and bank statements, trace daily collections to the deposit date on the corresponding bank statement and report whether the deposits were made within one day of collection. If deposits were not made within one day of collection, report the number of days from receipt to deposit for each day at each collection location.

Five deposits were tested for location #1 totaling $52,924; there was a three-day lag time between collection and deposit.

One deposit was tested for location #2 totaling $11,725; there was a three-day lag time between collection and deposit.

One deposit was tested for location #3 totaling $11,255; there was a five-day lag between collection and deposit.

ii. Using sequentially numbered receipts, system reports, or other related collection documentation, verify that daily cash collections are completely supported by documentation and report any exceptions.

No exceptions noted.

7. Obtain existing written documentation (e.g. policy manual, written procedure) and report whether the entity has a process specifically defined (identified as such by the entity) to determine completeness of all collections, including electronic transfers, for each revenue source and agency fund additions (e.g. periodic confirmation with outside parties, reconciliation to utility billing after cutoff procedures, reconciliation of traffic ticket number sequences, agency fund forfeiture monies confirmation) by a person who is not responsible for collections

No exceptions noted.

Disbursements – General (excluding credit card/debit card/fuel card/P-Card purchases or payments)

8. Obtain a listing of entity disbursements from management or, alternately, obtain the general ledger and sort/filter for entity disbursements. Obtain management's representation that the listing or general ledger population is complete.

The check register of disbursements for all cash accounts for the year ended December 31, 2017 was obtained. Management represented that the listing was complete.

9. Using the disbursement population from #8 above, randomly select 25 disbursements (or randomly select disbursements constituting at least one-third of the dollar disbursement population if the entity had less than 25 transactions during the fiscal period), excluding credit card/debit card/fuel card/P-card purchases or payments. Obtain supporting documentation (e.g. purchase requisitions, system screens/logs) for each transaction and report whether the supporting documentation for each transaction demonstrated that:

a. Purchases were initiated using a requisition/purchase order system or an equivalent electronic system that separates initiation from approval functions in the same manner as a requisition/purchase order system.

All payments tested were initiated by a purchase order, with the exceptions of payments made for mileage and cell phone reimbursements which do not require a purchase order under Parish procurement policy.

b. Purchase orders, or an electronic equivalent, were approved by a person who did not initiate the purchase.

No exceptions noted.

c. Payments for purchases were not processed without (1) an approved requisition and/or purchase order, or electronic equivalent; a receiving report showing receipt of goods purchased, or electronic equivalent; and an approved invoice.

No exceptions noted.

10. Using entity documentation (e.g. electronic system control documentation, policy manual, written procedure), report whether the person responsible for processing payments is prohibited from adding vendors to the entity's purchasing/disbursement system.

All individuals with access to the accounting software can add a one-time vendor, including persons responsible for processing payments.

11. Using entity documentation (e.g. electronic system control documentation, policy manual, written procedure), report whether the persons with signatory authority or who make the final authorization for disbursements have no responsibility for initiating or recording purchases.

No exceptions noted.

12. Inquire of management and observe whether the supply of unused checks is maintained in a locked location, with access restricted to those persons that do not have signatory authority and report any exceptions. Alternately, if the checks are electronically printed on blank check stock, review entity documentation (electronic system control documentation) and report whether the persons with signatory authority have system access to print checks.

No exceptions noted.

13. If a signature stamp or signature machine is used, inquire of the signer whether his or her signature is maintained under his or her control or is used only with the knowledge and consent of the signer. Inquire of the signer whether signed checks are likewise maintained under the control of the signer or authorized user until mailed. Report any exceptions.

The Parish utilizes a signature overlay that automatically prints onto the checks, which are maintained in a secure area with limited access by Parish employees. Therefore, signatures could be used without the consent of the signer if an employee with unauthorized access to the check stock improperly gained access to the secure area.

Credit Cards/Debit Cards/Fuel Cards/P-Cards

14. Obtain from management a listing of all active credit cards, bank debit cards, fuel cards, and P-cards (cards), including the card numbers and the names of the persons who maintained possession of the cards. Obtain management's representation that the listing is complete.

    Management provided a listing of all active credit cards and names of individuals with access to the cards. Management represented that the listing was complete.

15. Using the listing prepared by management, randomly select 10 cards (or at least one-third of the cards if the entity has less than 10 cards) that were used during the fiscal period, rotating cards each year. If there is a change in practitioners, the new practitioner is not bound to follow the rotation established by the previous practitioner.

    Obtain the monthly statements, or combined statements if multiple cards are on one statement, for the selected cards. Select the monthly statement or combined statement with the largest dollar activity for each card (for a debit card, select the monthly bank statement with the largest dollar amount of debit card purchases) and:

    a. Report whether there is evidence that the monthly statement or combined statement and supporting documentation was reviewed and approved, in writing, by someone other than the authorized card holder. [Note: Requiring such approval may constrain the legal authority of certain public officials (e.g., mayor of a Lawrason Act municipality); these instances should not be reported.)]

       No exceptions noted.

    b. Report whether finance charges and/or late fees were assessed on the selected statements.

       No exceptions noted.

16. Using the monthly statements or combined statements selected under #15 above, obtain supporting documentation for all transactions for each of the 10 cards selected (i.e. each of the 10 cards should have one month of transactions subject to testing).

    a. For each transaction, report whether the transaction is supported by:

       i. An original itemized receipt (i.e., identifies precisely what was purchased)

          Parish policy does not require itemized receipts to be maintained for Parish fuel cards.

       ii. Documentation of the business/public purpose. For meal charges, there should also be documentation of the individuals participating.

There is no documentation of business purpose for the cards tested as all cards tested were fuel cards, which only fuel can be purchased.

iii. Other documentation that may be required by written policy (e.g., purchase order, written authorization.)

No other documentation is required by the Parish's written policy on fuel cards.

b. For each transaction, compare the transaction's detail (nature of purchase, dollar amount of purchase, supporting documentation) to the entity's written purchasing/disbursement policies and the Louisiana Public Bid Law (i.e. transaction is a large or recurring purchase requiring the solicitation of bids or quotes) and report any exceptions.

No exceptions noted.

c. For each transaction, compare the entity's documentation of the business/public purpose to the requirements of Article 7, Section 14 of the Louisiana Constitution, which prohibits the loan, pledge, or donation of funds, credit, property, or things of value, and report any exceptions (e.g. cash advances or non-business purchases, regardless whether they are reimbursed). If the nature of the transaction precludes or obscures a comparison to the requirements of Article 7, Section 14, the practitioner should report the transaction as an exception.

No exceptions noted.

Travel and Expense Reimbursement

17. Obtain from management a listing of all travel and related expense reimbursements, by person, during the fiscal period or, alternately, obtain the general ledger and sort/filter for travel reimbursements. Obtain management's representation that the listing or general ledger is complete.

Management provided a full listing of travel and related expense reimbursements, by employee for the 2017 fiscal year.

18. Obtain the entity's written policies related to travel and expense reimbursements. Compare the amounts in the policies to the per diem and mileage rates established by the U.S. General Services Administration (www.gsa.gov) and report any amounts that exceed GSA rates.

The Parish has a flat $75 per diem rate for meals for any overnight travel. This amount exceeds GSA rates. The Parish's policy does not specify a rate for lodging, but states that lodging should not exceed a standard double room rate. Mileage rates for reimbursement are based on Louisiana's State Division of Administration.

19. Using the listing or general ledger from #17 above, select the three persons who incurred the most travel costs during the fiscal period. Obtain the expense reimbursement reports or prepaid expense documentation of each selected person, including the supporting documentation, and choose the largest travel expense for each person to review in detail.

a. Compare expense documentation to written policies and report whether each expense was reimbursed or prepaid in accordance with written policy (e.g., rates established for meals, mileage, lodging). If the entity does not have written policies, compare to the GSA rates (#18 above) and report each reimbursement that exceeded those rates.

The expenses were reimbursed in accordance to the Parish's policy on travel.

b. Report whether each expense is supported by:

i. An original itemized receipt that identifies precisely what was purchased. [Note: An expense that is reimbursed based on an established per diem amount (e.g., meals) does not require a receipt.]

No exceptions noted.

ii. Documentation of the business/public purpose (Note: For meal charges, there should also be documentation of the individuals participating).

There was no documentation of business purpose. However, it was noted that all expenses tested were related to conference travel.

iii. Other documentation as may be required by written policy (e.g., authorization for travel, conference brochure, certificate of attendance)

No additional documentation is required by the Parish's travel policy.

c. Compare the entity's documentation of the business/public purpose to the requirements of Article 7, Section 14 of the Louisiana Constitution, which prohibits the loan, pledge, or donation of funds, credit, property, or things of value, and report any exceptions (e.g. hotel stays that extend beyond conference periods or payment for the travel expenses of a spouse). If the nature of the transaction precludes or obscures a comparison to the requirements of Article 7, Section 14, the practitioner should report the transaction as an exception.

All transactions have business purposes in compliance with Article 7, Section 14, with no prohibited activity noted.

d. Report whether each expense and related documentation was reviewed and approved, in writing, by someone other than the person receiving reimbursement.

All expenses were approved by someone other than the person receiving the reimbursement.

Contracts

20. Obtain a listing of all contracts in effect during the fiscal period or, alternately, obtain the general ledger and sort/filter for contract payments. Obtain management's representation that the listing or general ledger is complete.

    Management provided and represented a listing of contracts in effect during the 2017 fiscal year.

21. Using the listing above, select the five contract "vendors" that were paid the most money during the fiscal period (excluding purchases on state contract and excluding payments to the practitioner). Obtain the related contracts and paid invoices and:
    a. Report whether there is a formal/written contract that supports the services arrangement and the amount paid.

       No exceptions noted.

    b. Compare each contract's detail to the Louisiana Public Bid Law or Procurement Code. Report whether each contract is subject to the Louisiana Public Bid Law or Procurement Code and:

       i. If yes, obtain/compare supporting contract documentation to legal requirements and report whether the entity complied with all legal requirements (e.g., solicited quotes or bids, advertisement, selected lowest bidder)

          Three of the five contracts selected for testing were subject to Public Bid Law. The Parish adhered to all legal requirements.

       ii. If no, obtain supporting contract documentation and report whether the entity solicited quotes as a best practice.

          Two of the contracts selected for testing were professional service contracts that were not subject to Public Bid Law. The Parish solicited quotes as a best practice.

    c. Report whether the contract was amended. If so, report the scope and dollar amount of the amendment and whether the original contract terms contemplated or provided for such an amendment.

       Two of the five contracts tested were amended during the year. All contracts provided for amendments and were approved by the Parish Council. The two contract amendments were $106,286 and $47,790 with original contract amounts of $2,485,479 and $2,453,886, respectively.

    d. Select the largest payment from each of the five contracts, obtain the supporting invoice, compare the invoice to the contract terms, and report whether the invoice and related payment complied with the terms and conditions of the contract.

No exceptions noted.

e. Obtain/review contract documentation and board minutes and report whether there is documentation of board approval, if required by policy or law (e.g. Lawrason Act or Home Rule Charter).

No exceptions noted.

Payroll and Personnel

22. Obtain a listing of employees (and elected officials, if applicable) with their related salaries, and obtain management's representation that the listing is complete. Randomly select five employees/officials, obtain their personnel files, and:

a. Review compensation paid to each employee during the fiscal period and report whether payments were made in strict accordance with the terms and conditions of the employment contract or pay rate structure.

All were paid in accordance with the stated, approved pay rate within their personnel files. However, three of the five employees tested were paid at rates higher than the maximum amount stated in the Parish's ordinance for their respective job position.

b. Review changes made to hourly pay rates/salaries during the fiscal period and report whether those changes were approved in writing and in accordance with written policy.

Three of the five employees tested had pay rate changes during the fiscal year. Two changes were properly approved. One employee rate change was to be effective in 2018, although the change was made in December 2017.

23. Obtain attendance and leave records and randomly select one pay period in which leave has been taken by at least one employee. Within that pay period, randomly select 25 employees/officials (or randomly select one-third of employees/officials if the entity had less than 25 employees during the fiscal period), and:

a. Report whether all selected employees/officials documented their daily attendance and leave (e.g., vacation, sick, compensatory). (Note: Generally, an elected official is not eligible to earn leave and does not document his/her attendance and leave. However, if the elected official is earning leave according to policy and/or contract, the official should document his/her daily attendance and leave.)

No exceptions noted.

b. Report whether there is written documentation that supervisors approved, electronically or in writing, the attendance and leave of the selected employees/officials.

No exceptions noted.

c. Report whether there is written documentation that the entity maintained written leave records (e.g., hours earned, hours used, and balance available) on those selected employees/officials that earn leave.

No exceptions noted.

24. Obtain from management a list of those employees/officials that terminated during the fiscal period and management's representation that the list is complete. If applicable, select the two largest termination payments (e.g., vacation, sick, compensatory time) made during the fiscal period and obtain the personnel files for the two employees/officials. Report whether the termination payments were made in strict accordance with policy and/or contract and approved by management.

No exceptions noted.

25. Obtain supporting documentation (e.g. cancelled checks, EFT documentation) relating to payroll taxes and retirement contributions during the fiscal period. Report whether the employee and employer portions of payroll taxes and retirement contributions, as well as the required reporting forms, were submitted to the applicable agencies by the required deadlines.

No exceptions noted.

Ethics

26. Using the five randomly selected employees/officials from procedure #22 under "Payroll and Personnel" above, obtain ethics compliance documentation from management and report whether the entity maintained documentation to demonstrate that required ethics training was completed.

None of the five employees tested had documentation within their personnel file showing the completion of current year ethics certification. However, based on a review of the Louisiana Ethics Administration Program's online database, 3 of the 5 employees completed ethics training during 2017.

27. Inquire of management whether any alleged ethics violations were reported to the entity during the fiscal period. If applicable, review documentation that demonstrates whether management investigated alleged ethics violations, the corrective actions taken, and whether management's actions complied with the entity's ethics policy. Report whether management received allegations, whether management investigated allegations received, and whether the allegations were addressed in accordance with policy.

Per discussion with management, there were no ethics violations reported to the Parish during 2017. However, an ethics violation was discovered during audit procedures.

Debt Service

28. If debt was issued during the fiscal period, obtain supporting documentation from the entity, and report whether State Bond Commission approval was obtained.

    No exception noted.

29. If the entity had outstanding debt during the fiscal period, obtain supporting documentation from the entity and report whether the entity made scheduled debt service payments and maintained debt reserves, as required by debt covenants.

    No exceptions noted.

30. If the entity had tax millages relating to debt service, obtain supporting documentation and report whether millage collections exceed debt service payments by more than 10% during the fiscal period. Also, report any millages that continue to be received for debt that has been paid off.

    Not applicable.

Other

31. Inquire of management whether the entity had any misappropriations of public funds or assets. If so, obtain/review supporting documentation and report whether the entity reported the misappropriation to the legislative auditor and the district attorney of the parish in which the entity is domiciled.

    Per inquiry with management, it was noted that the Parish experienced a theft of computer equipment and lawn maintenance equipment capital assets along with two fuel cans. However, it is undeterminable as to if the theft was made by an employee of the Parish or an outside individual. This matter was reported to the LLA and the City policy in which the incident occurred.

32. Observe and report whether the entity has posted on its premises and website, the notice required by R.S. 24:523.1. This notice (available for download or print at) concerns the reporting of misappropriation, fraud, waste, or abuse of public funds.

    The Parish has posted the required noticed on their website and on the Parish's premises.

33. If the practitioner observes or otherwise identifies any exceptions regarding management's representations in the procedures above, report the nature of each exception.

    No exceptions noted.

We were not engaged to and did not conduct an examination or review, the objective of which would be the expression of an opinion or conclusion, respectively, on those C/C areas identified in the SAUPs. Accordingly, we do not express such an opinion or conclusion. Had we performed additional procedures, other matters might have come to our attention that would have been reported to you.

The purpose of this report is solely to describe the scope of testing performed on those C/C areas identified in the SAUPs, and the result of that testing, and not to provide an opinion on control or compliance. Accordingly, this report is not suitable for any other purpose. Under Louisiana Revised Statute 24:513, this report is distributed by the LLA as a public document.

Faulk & Winkler, LLC
Certified Public Accountants

Baton Rouge, Louisiana
June 25, 2018