

IBERVILLE PARISH Plaquemine, LA

2019

Comprehensive Annual Financial Report

For the Fiscal Year Ended

December 31, 2019

www.ibervilleparish.com

*COMPREHENSIVE
ANNUAL
FINANCIAL
REPORT*

FOR THE FISCAL YEAR
ENDED

DECEMBER 31, 2019

IBERVILLE PARISH COUNCIL
PLAQUEMINE, LOUISIANA

PREPARED BY:

DEPARTMENT OF FINANCE

RANDALL W. DUNN, CPA



PARISH OF IBERVILLE

IBERVILLE PARISH COUNCIL
Plaquemine, Louisiana

Comprehensive Annual Financial Report
As of and for the Year ended December 31, 2019

TABLE OF CONTENTS

| | <u>PAGE</u> |
|---|--------------------|
| I. INTRODUCTORY SECTION | |
| A. Letter of Transmittal | i |
| B. Certificate of Achievement | vi |
| C. Organizational Chart | vii |
| D. Elected Officials | viii |
| II. FINANCIAL SECTION | |
| A. Auditor's Independent Report on the Financial Statements | 1 |
| B. Managements Discussion and Analysis Financial Statements | 3 |
| C. Basic Financial Statements | |
| 1. Statement of Net Position (STATEMENT A) | 17 |
| 2. Statement of Activities (STATEMENT B) | 18 |
| 3. Combined Balance Sheet – Governmental Funds (STATEMENT C) | 19 |
| 4. Statement of Revenues, Expenditures, and Changes in Fund Balance – Governmental Funds (STATEMENT D) | 20 |
| 5. Reconciliation (STATEMENT E) | 21 |
| 6. Statement of Net Position – Proprietary Funds (STATEMENT F) | 22 |
| 7. Statement of Revenues, Expenditures, and Changes in Net Position – Proprietary Funds (STATEMENT G) | 23 |
| 8. Statement of Cash Flows – Proprietary Funds (STATEMENT H) | 24 |
| 9. Statement of Fiduciary Responsibilities (STATEMENT I) | 26 |

TABLE OF CONTENTS (CONTINUED)

PAGE

| | |
|---|-----|
| D. Notes to the Financial Statements (The notes to the financial Statements are an integral part of the basic financial statements.) | 27 |
| Supplemental Information Schedules | |
| 1. Required Supplementary Information | |
| a. Schedule of Revenues, Expenditures, and Changes in Fund Balance - Budget to Actual - General Fund (SCHEDULE 1) | 79 |
| b. Schedule of Revenues, Expenditures, and Changes in Fund Balance – Budget to Actual – Drainage Maintenance (SCHEDULE 23) | 80 |
| c. Schedule of Revenues, Expenditures, and Changes in Fund Balance – Budget to Actual – Public Building Maintenance (SCHEDULE 34) | 81 |
| d. Schedule of Revenues, Expenditures, and Changes in Fund Balance – Budget to Actual – Sales Tax Roads (SCHEDULE 45) | 82 |
| e. Schedule of Revenues, Expenditures, and Changes in Fund Balance – Budget to Actual – Solid Waste (SCHEDULE 5) | 83 |
| f. Schedule of Revenues, Expenditures, and Changes in Fund Balance – Budget to Actual Iberville Medical Complex CDBG (SCHEDULE 6) | 84 |
| g. Schedule of Changes in Net OPEB Liability and Related Ratios Fund Balance – Budget to Actual – Iberville Parish Council (SCHEDULE 7) | 85 |
| h. Schedule of Changes in Net OPEB Liability and Related Ratios Library (SCHEDULE 8) | 86 |
| i. Schedule of Iberville Parish Council's Proportionate Share of Net Pension liability (SCHEDULE 9) | 87 |
| j. Schedule of Parish Council's Contributions (SCHEDULE 10) | 88 |
| 2. Special Revenue Funds | |
| a. Combined Balance Sheet (SCHEDULE 11) | 89 |
| b. Combined Statement of Revenues, Expenditures, and Changes in Fund Balances (SCHEDULE 12) | 92 |
| 3. Debt Service Funds | |
| a. Balance Sheet – Non-major Debt Service Funds (Schedule 13) | 96 |
| b. Schedule of Revenues, Expenditures, and Changes in Fund Balances (SCHEDULE 14) | 97 |
| 4. Capital Project Funds | |
| a. Combined Balance Sheet (SCHEDULE 15) | 98 |
| b. Combined Schedule of Revenues, Expenditures, and Changes in Fund Balances (SCHEDULE 16) | 99 |
| 5. Agency Funds | |
| a. Combined Balance Sheet (SCHEDULE 17) | 100 |
| b. Combined Schedule of Changes in Assets and Liabilities (SCHEDULE 18) | 101 |
| 6. Proprietary Funds | |
| a. Schedule of Net Position (SCHEDULE 19) | 102 |
| Schedule of Revenues, Expenses and changes in Net Position (SCHEDULE 20) | 103 |
| b. Schedule of Cash Flows (SCHEDULE 21) | 104 |

TABLE OF CONTENTS (CONTINUED)

| | <u>PAGE</u> |
|---|--------------------|
| 7. Component Units | |
| <i>Governmental Component Units</i> | |
| a. Combined Schedule of Net Position (SCHEDULE 22) | 105 |
| b. Combined Schedule Activities (SCHEDULE 23) | 106 |
| c. Combined Balance Sheet (SCHEDULE 24) | 107 |
| d. Combined Schedule of Revenues, Expenditures, and Changes in Fund Balances (SCHEDULE 25) | 108 |
| e. Reconciliation of the Schedule of Revenues (SCHEDULE 26) | 109 |
| 8. Supplemental Financial Information | |
| a. Combined Balance Sheet Non-Major Governmental funds (SCHEDULE 27) | 110 |
| b. Combined Schedule of Revenues, Expenditures, and Changes in Fund Balances Non-Major Governmental Funds (SCHEDULE 28) | 111 |
| c. Schedule of Revenue, Expenditures, and Changes in Fund Balances Non-Major & Major Governmental Funds Budget To Actual (SCHEDULES 29-A thru 29-S) | 112 |
| d. Schedule of Compensation Paid Board Members (SCHEDULE 30) | 131 |
| e. Schedule of Compensation Paid Agency Head (SCHEDULE 31) | 132 |
| f. Schedule of Expenditure of Federal Awards (SCHEDULE 32) | 133 |
| g. Other Reports Required by Gas and the Uniform Guidance | |
| 1. Report on compliance and on internal control over financial reporting based on an audit of financial statements performed in accordance with GOVERNMENT AUDITING STANDARDS (Exhibit A) | 134 |
| 2. Independent Auditor's Report on Compliance for Each Major Program and on Internal Control over Compliance Required by the Uniform Guidance (Exhibit B) | 138 |
| 3. Schedule of Findings and Questioned Costs (Exhibit C) | 140 |
| 4. Schedule of Prior Findings and Questioned Costs (Exhibit D) | 143 |
| h. Iberville Parish Council Independent Accountant's Report on Applying Agreed-Upon Procedures | 144 |

III. STATISTICAL SECTION

A. Financial Trends

| | |
|--|-----|
| 1. Net Position by Components (Table 1) | 154 |
| 2. Changes in Net Position (Table 2) | 155 |
| 3. Governmental Funds – Fund Balances (Table 3) | 157 |
| 4. Governmental Funds – Changes in Fund Balances (Table 4) | 159 |

TABLE OF CONTENTS (CONTINUED)

PAGE

B. Revenue Capacity

| | |
|--|-----|
| 1. Assessed and Estimated Value – Taxable Property (Table 5) | 160 |
| 2. Property Tax Levies and Collections (Table 6) | 161 |
| 3. Property Tax Rates (Table 7) | 162 |
| 4. Property Maximum Millage Report (Table 8) | 163 |
| 5. Principal Taxpayers (Table 9) | 164 |
| 6. Ad Valorem Tax Data (Table 10) | 165 |
| 7. Principal Industries (Table 11) | 166 |

C. Debt Capacity

| | |
|---|-----|
| 1. General Bonded Debt to Assessed Value and Net Bonded Debt (Table 12) | 167 |
| 2. General Bonded Debt to General Government Expenditures (Table 13) | 168 |
| 3. Direct and Overlapping Debt (Table 14) | 169 |
| 4. Computation of Direct and Overlapping Debt (Table 15) | 170 |
| 5. Legal Debt Margin (Table 16) | 171 |

D. Demographic and Economic Information

| | |
|---|-----|
| 1. Demographic and Economic Statistics (Table 17) | 172 |
| 2. Principal Employers (Table 18) | 173 |

E. Operating Information

| | |
|--|-----|
| 1. Full-time Equivalent Employees (Table 19) | 174 |
| 2. Operating Indicators by Function (Table 20) | 176 |
| 3. Capital Assets by Department (Table 21) | 177 |

IV. ACKNOWLEDGEMENTS

Introductory Section



Iberville Parish Courthouse

J. MITCHELL OURSO, JR.
PARISH PRESIDENT
MATTHEW H. JEWELL
CHAIRMAN
WARREN TAYLOR
VICE-CHAIRMAN
EDWARD A. SONGY, JR.
CHIEF ADMINISTRATIVE OFFICER
KIRSHA D. BARKER
COUNCIL CLERK
RANDALL W. DUNN, CPA
DIRECTOR OF FINANCE

Iberville Parish Council

P.O. Box 389
Plaquemine, LA 70765-0389

COUNCIL MEMBERS:

WARREN TAYLOR
DISTRICT 1
MITCHEL J. OURSO
DISTRICT 2
THOMAS E. DOMINIQUE, SR.
DISTRICT 3
LEONARD JACKSON, SR.
DISTRICT 4
STEVE C. SMITH
DISTRICT 5
COURTNEY P. LEWIS
DISTRICT 6
TY J. ARNOLD
DISTRICT 7
HUNTER S. MARKINS
DISTRICT 8
TERRY J. BRADFORD
DISTRICT 9
LOUIS R. KELLEY, JR.
DISTRICT 10
TIMOTHY J. VALLET
DISTRICT 11
MATTHEW H. JEWELL
DISTRICT 12
BART B. MORGAN
DISTRICT 13

July 29, 2020

To the Honorable Parish President, Members of the Parish Council, and
Citizens of Iberville Parish:

Louisiana law requires that all general-purpose local governments publish within six months of the close of each fiscal year a complete set of financial statements presented in conformity with generally accepted accounting principles (GAAP) and audited in accordance with GAAP and audited in accordance with generally accepted auditing standards by a firm of licensed certified public accountants. Pursuant thereto we issue the comprehensive annual financial report of the Iberville Parish Council for fiscal year ending December 31, 2019.

This report consists of management's representations concerning the finances of the Iberville Parish Council. Consequently, management assumes full responsibility for the completeness and reliability of all the information presented in this report. To provide a reasonable basis for making these representations, management of the Iberville Parish Council has established a comprehensive internal control framework that is designed both to protect the Council's assets from loss, theft, or misuse and to compile sufficient reliable information for the preparation of the Iberville Parish Council's financial statements in conformity with GAAP. Because the cost of internal controls should not outweigh their benefits, the Iberville Parish Council's comprehensive framework of internal controls has been designed to provide reasonable rather than absolute assurance that the financial statements will be free of material misstatement. As management, we assert that, to the best of our knowledge and belief, this financial report is complete and reliable in all material respects.

The Iberville Parish Council's financial statements have been audited by Baxley and Associates, LLC, a firm of licensed certified public accountants. The goal of the independent audit was to provide reasonable assurance that the financial statements of Iberville Parish Council for the fiscal year ended December 31, 2019 are free of material misstatement. The independent audit involved examining, on a test basis, evidence supporting the amounts and disclosures in the financial statements; assessing the accounting principals used and significant estimates made by management; and evaluating the overall financial statement presentation. The independent auditor concluded, based upon the audit, that there was a reasonable basis for rendering an unmodified opinion that the Iberville Parish Council's financial statements for the fiscal year ended December 31, 2019, are fairly presented in conformity with GAAP. The independent auditor's report is presented as the first component of the financial section of this report.

58050 MERIAM ST. • PLAQUEMINE, LA. 70765 • PHONE: (225) 687-5190 • FAX: (225) 687-5250

An Equal Opportunity Employer

Imagine  Iberville!

The independent audit of the financial statements of the Iberville Parish Council was part of a broader, federally mandated "Single Audit" designed to meet the special needs of federal grantee agencies. The standards governing Single Audit engagements require an independent auditor to report not only the fair presentation of financial statements, but also on the audited government's internal controls and compliance with legal requirements, with special emphasis on internal controls and legal requirements involving the administration of federal awards.

GAAP require that management provide a narrative introduction, overview, and analysis to accompany the basic financial statements in the form of Management's Discussion and Analysis (MD&A). This letter of transmittal is designed to complement MD&A and should be read in conjunction with it. The Iberville Parish Council's MD&A can be found immediately following the report of the independent auditors.

Profile of the Government

One of the original 19 parishes in Louisiana, Iberville was incorporated on March 31, 1807. It is located in southeastern Louisiana, approximately nine miles from the capital, Baton Rouge. The western half of the Parish lies within the Atchafalaya Basin. The basin encompasses approximately 374,000 acres of marsh, swamps and open water. The majority of this area is either under water or susceptible to periodic flooding. There is very little development in this area other than recreation and sporting activities. The predominant land use in the basin is aqua cultural and agricultural in nature. Most urban and agriculturally developed areas of the parish are located in the north, central and eastern regions of the Parish.

Iberville Parish occupies a land area of 637 square miles and serves a population of 32,511. The Iberville Parish Council is empowered to levy a total of 5 property tax mills on both real and personal properties located within its boundaries.

Iberville Parish has operated under a Home-Rule form of government since October 31, 1997. Management is vested with the Iberville Parish President and staff of appointed department heads. The governing council consists of 13 councilmen representing separate districts throughout the parish. The council is responsible, for all matters associated with the legislative branch of government, for enacting ordinances, adopting the annual budget, appointing committees, hiring the council clerk and ratifying all department heads and the parish attorney. The Iberville Parish President is responsible for carrying out the policies and ordinances of the governing council, for overseeing the day-to-day operations of the government and for appointing heads of the various departments. Council members and the Parish President are both elected to four-year terms.

The Iberville Parish Council provides a full range of services, including fire protection, the construction and maintenance of parish streets, drainage, and other infrastructure, substance abuse prevention and treatment programs, animal control, mosquito abatement, emergency 911 services, emergency preparedness, community services and notification, medical facility and tourism information. Certain services are provided through separate component units such as: library services, recreational facilities, natural gas service, water service and sewer

service. Additional information on all the component units of the parish can be found in the notes to the financial statements.

The annual budget serves as the foundation of the Iberville Parish Council's financial planning and control. All agencies of the Iberville Parish Council are required to submit requests for appropriation to the government's finance director on or before the last day of August each year. The finance director uses these requests as a starting point for developing the proposed budget. The government's finance director then presents this budget to the parish president for review. Once the parish president approves the budget it then goes to the parish council for review. The budget must be presented to the Iberville Parish Council before November 1st. The council holds a public hearing and the budget must be adopted on or before December 31st. The appropriated budget is prepared by fund, function and cost center. Department heads may make transfers of appropriations within a cost center. Transfers of appropriations between cost centers, however, require a special approval of the parish president. Budget to actual comparisons are provided in this report for each individual governmental fund for which an appropriated annual budget is adopted. For the General Fund and all other major funds, this comparison is included in the section designated as required supplementary information.

Factors Affecting Financial Condition

The information presented in the financial statements is perhaps best understood when it is considered from the broader perspective of the specific environment within which the Iberville Parish Council operates.

Local economy. Iberville Parish currently enjoys a stable economic environment. The region is highly dependent on the agricultural and petrochemical industry. Products range from refined chemical compounds, piping, herbicides and refrigerants, to household products and pharmaceuticals. Local industry provides the majority of jobs within the parish. The taxes paid by local industry are significant to the parish's tax base and local economy. Because of a proposed increase in Chemical Plant capital expansions, Iberville Parish expects to see an increase Sales and Use tax revenue for 2020. Use tax in Iberville Parish is driven primarily by plant expansions.

At December 31, of 2019 Iberville Parish had an employed labor force of approximately 14,019, with an unemployment rate of 13.8%. There has been a 8.3% increase from 5.5% in unemployment since December 31, 2018. The labor force is not expected to grow within the near future.

Long-term financial planning. Administration has developed long-term road maintenance and sewer plans that include parish-wide improvements funded through available cash, grants, excess revenue certificates of indebtedness and revenue bonds. Iberville also continues to work with the waterworks districts to plan for the changes in future water regulations by completing a parish wide water study to key in on the areas that need improvement to meet those regulations. Capital projects require long-term financial planning on behalf of the administration. This planning has grown increasingly hard because of recent economic conditions. Iberville has no short or long-term plans to issue any bonded debt.

Iberville Parish continues to budget conservatively based on the current economic indicators. We have indications that the Sales Tax Revenues will continue to rise in 2020 and level out over the next 3 budget years.

Cash management policies and practices. Cash temporarily idle during the year was invested in public investment accounts. The average yield on investments for 2019 was 2.03%. All deposits held in demand and public investment accounts are fully collateralized with securities and/or letters of credit.

Risk management. Within the General fund, Iberville accumulates funds paid from agencies participating in the parish's liability, workers' compensation, auto and property insurance for payment of future losses. Iberville is not fully self-insured. The accumulation of funds is used to cover deductibles associated with claims.

Pension and other post employment benefits. Employees of Iberville Parish participate in a statewide pension plan available to local government agencies. Iberville Parish does not administer its own pension benefit plan.

Iberville Parish provides postretirement health and life insurance. Iberville parish pays for ½ of the retiree health insurance for the first 5 years following retirement at which point the retiree is responsible for the entire premium.

Additional information on the Iberville Parish Council's pension and post employee benefits can be found in the notes to the financial statements.

Awards and Acknowledgements

The Government Finance Officers Association of the United States and Canada (GFOA) awarded a Certificate of Achievement for Excellence in Financial Reporting to Iberville Parish for its comprehensive annual financial report for the fiscal year ended December 31, 2019. This was the 19th consecutive year that the government has achieved this prestigious award. In order to be awarded a Certificate of Achievement, a government must publish an easily readable and efficiently organized comprehensive annual financial report. This report must satisfy both generally accepted accounting principles and applicable legal requirements.

A Certificate of Achievement is valid for a period of one year only. We believe that our current comprehensive annual financial report continues to meet the Certificate of Achievement Program's requirements and we are submitting it to the GFOA to determine its eligibility for another certificate.

The preparation of this report would not have been possible without the efficient and dedicated services of the entire finance department and administration. Appreciation is expressed to all members of the department who assisted and contributed to the preparation of this report. Credit must also be given to the Parish President and Parish Council Members for

their unfailing support for maintaining the highest standards of professionalism in the management of Iberville Parish's finances.

Respectfully Submitted,

A handwritten signature in blue ink, appearing to read "Randall W. Dunn", with a stylized flourish extending to the right.

Randall W. Dunn, CPA
Director of Finance



Government Finance Officers Association

**Certificate of
Achievement
for Excellence
in Financial
Reporting**

Presented to

**Iberville Parish
Louisiana**

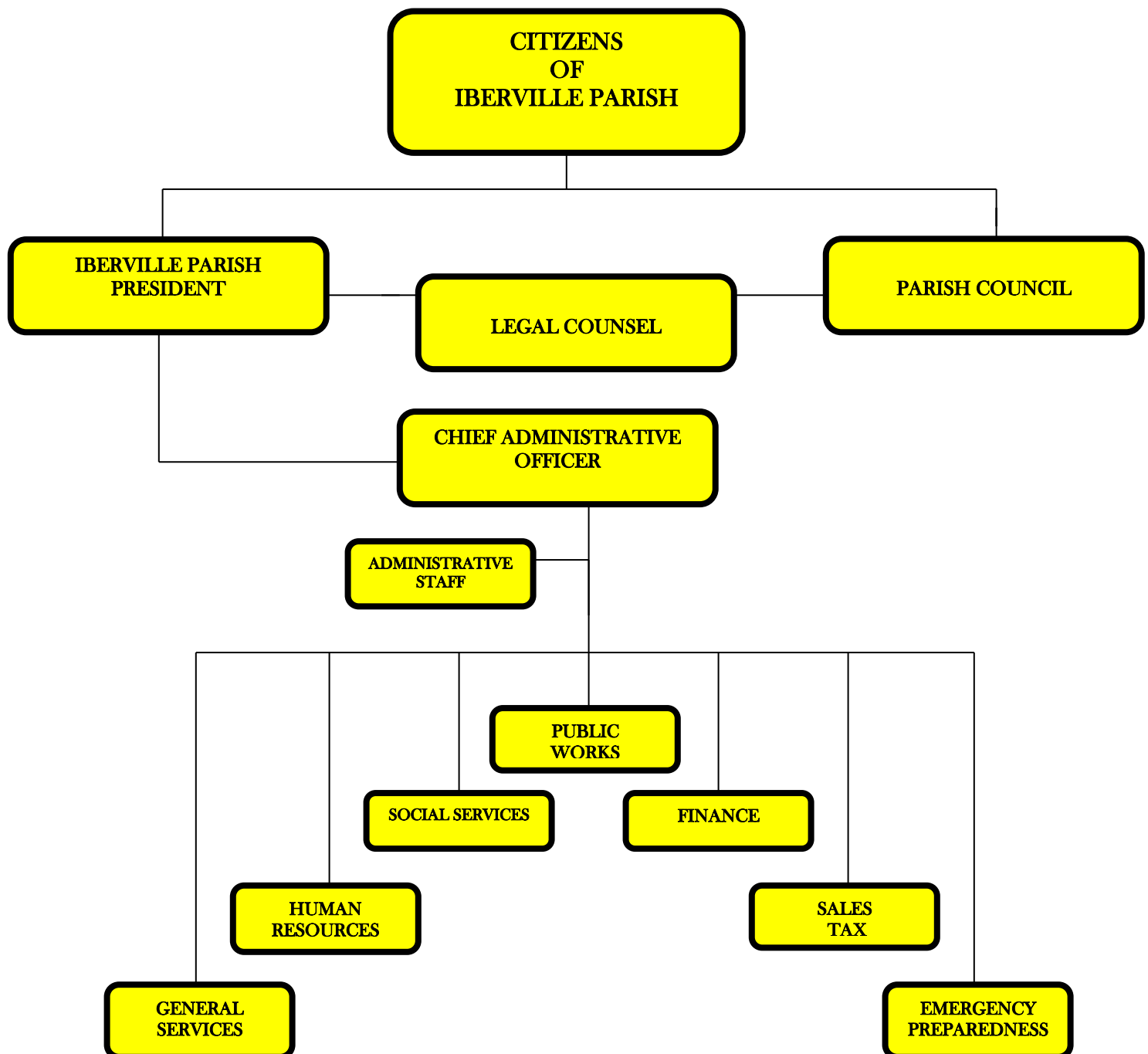
For its Comprehensive Annual
Financial Report
for the Fiscal Year Ended

December 31, 2018

Christopher P. Morill

Executive Director/CEO

IBERVILLE PARISH COUNCIL ORGANIZATIONAL CHART



**Iberville Parish Council
Elected Officials for fiscal year 2019
Plaquemine, Louisiana**

Parish President, J. Mitchell Ourso, Jr.

Council Clerk, Kirsha D. Barker

| <u>Election District</u> | <u>Councilman</u> |
|------------------------------|--------------------------|
| 1 | Warren Taylor |
| 2 | Mitchel J. Ourso, Sr. |
| 3 | Thomas E. Dominique, Sr. |
| 4 | Leonard Jackson, Sr. |
| 5 | Steve Smith |
| 6 | Courtney P. Lewis |
| 7 | Ty J. Arnold |
| 8 | Hunter S. Markins |
| 9 | Terry J. Bradford |
| 10 | Louis R. Kelley, Jr. |
| 11 | Timothy J. Vallet |
| 12 | Matthew H. Jewell |
| 13 | Bart B. Morgan |

Financial Section



USA Flag

BAXLEY AND ASSOCIATES, LLC

P. O. Box 482
58225 Belleview Drive
Plaquemine, Louisiana 70764
Phone (225) 687-6630 Fax (225) 687-0365

Margaret A. Pritchard, CPA/CGMA
Matthew L. Berthelot, CPA

Staci H. Joffrion, CPA/CGMA

Hugh F. Baxley, CPA/CGMA/CVA – Retired

To the Honorable J. Mitchell Ourso, Jr., President
and the Councilmen of the Iberville Parish Council
Plaquemine, Louisiana

INDEPENDENT AUDITOR'S REPORT

Report on the Financial Statements

We have audited the accompanying financial statements of the governmental activities, the business-type activities, the aggregate discretely presented component units, each major fund, and the aggregate remaining fund information of the Iberville Parish Council as of and for the year ended December 31, 2019, and the related notes to the financial statements, which collectively comprise the Iberville Parish Council's basic financial statements as listed in the table of contents.

Management's Responsibility for the Financial Statements

Management is responsible for the preparation and fair presentation of these financial statements in accordance with accounting principles generally accepted in the United States of America; this includes the design, implementation, and maintenance of internal control relevant to the preparation and fair presentation of financial statements that are free from material misstatement, whether due to fraud or error.

Auditor's Responsibility

Our responsibility is to express opinions on these financial statements based on our audit. We conducted our audit in accordance with auditing standards generally accepted in the United States of America and the standards applicable to financial audits contained in *Government Auditing Standards*, issued by the Comptroller General of the United States. Those standards require that we plan and perform the audit to obtain reasonable assurance about whether the financial statements are free from material misstatement.

An audit involves performing procedures to obtain audit evidence about the amounts and disclosures in the financial statements. The procedures selected depend on the auditor's judgment, including the assessment of the risks of material misstatement of the financial statements, whether due to fraud or error. In making those risk assessments, the auditor considers internal control relevant to the entity's preparation and fair presentation of the financial statements in order to design audit procedures that are appropriate in the circumstances, but not for the purpose of expressing an opinion on the effectiveness of the entity's internal control. Accordingly, we express no such opinion. An audit also includes evaluating the appropriateness of accounting policies used and the reasonableness of significant accounting estimates made by management, as well as evaluating the overall presentation of the financial statements.

We believe that the audit evidence we have obtained is sufficient and appropriate to provide a basis for our audit opinions.

Opinions

In our opinion, the financial statements referred to above present fairly, in all material respects, the respective financial position of the governmental activities, the business-type activities, the aggregate discretely presented component units, each major fund, and the aggregate remaining fund information of the Iberville Parish Council as of December 31, 2019, and the respective changes in financial position, and, where applicable, cash flows thereof for the year then ended in accordance with accounting principles generally accepted in the United States of America.

INDEPENDENT AUDITOR'S REPORT (continued)

Other Matters

Required Supplementary Information

Accounting principles generally accepted in the United States of America require that Management's Discussion and Analysis, budgetary comparison information, the Schedule of Proportionate Share of Net Pension Liability, and the Schedule of Contributions to the Pension Fund on pages 3 through 16 and 79 through 88, respectively, be presented to supplement the basic financial statements. Such information, although not a part of the basic financial statements, is required by the Governmental Accounting Standards Board, who considers it to be an essential part of financial reporting for placing the basic financial statements in an appropriate operational, economic, or historical context. We have applied certain limited procedures to the required supplementary information in accordance with auditing standards generally accepted in the United States of America, which consisted of inquiries of management about the methods of preparing the information and comparing the information for consistency with management's responses to our inquiries, the basic financial statements, and other knowledge we obtained during our audit of the basic financial statements. We do not express an opinion or provide any assurance on the information because the limited procedures do not provide us with sufficient evidence to express an opinion or provide any assurance.

Other Information

Our audit was conducted for the purpose of forming an opinion on the financial statements that collectively comprise the Iberville Parish Council's basic financial statements. The introductory section, combining and individual non-major fund financial statements, budgetary comparison schedules – non-major special revenue funds and non-major debt service fund, Schedule of Compensation Paid to Board Members, Schedule of Compensation, Benefits, and Other Payments to Agency Head, statistical section, and other supplementary information, as listed in the table of contents, are presented for purposes of additional analysis and are not a required part of the basic financial statements. The schedule of expenditures of federal awards is presented for purposes of additional analysis as required by Title 2 U.S. Code of Federal Regulations (CFR) Part 200, *Uniform Administrative Requirements, Costs Principles, and Audit Requirements for Federal Awards*, and is also not a required part of the basic financial statements.

The combining and individual non-major fund financial statements, budgetary comparison schedules – non-major special revenue funds and non-major debt service fund, Schedule of Compensation Paid to Board Members, Schedule of Compensation, Benefits, and Other Payments to Agency Head, the schedule of expenditures of federal awards, and other supplemental information, as listed in the table of contents, are the responsibility of management and were derived from and relate directly to the underlying accounting and other records used to prepare the basic financial statements. Such information has been subjected to the auditing procedures applied in the audit of the basic financial statements and certain additional procedures, including comparing and reconciling such information directly to the underlying accounting and other records used to prepare the basic financial statements or to the basic financial statements themselves, and other additional procedures in accordance with auditing standards generally accepted in the United States of America. In our opinion, the combining and individual non-major fund financial statements, the budgetary comparison schedules – non-major special revenue funds and non-major debt service fund, Schedule of Compensation Paid to Board Members, Schedule of Compensation, Benefits, and Other Payments to Agency Head, the schedule of expenditures of federal awards, and other supplemental information, as listed in the table of contents, are fairly stated in all material respects in relation to the basic financial statements as a whole.

The introductory and statistical sections have not been subjected to the auditing procedures applied in the audit of the basic financial statements and, accordingly, we do not express an opinion or provide any assurance on them.

Other Reporting Required by Government Auditing Standards

In accordance with *Government Auditing Standards*, we have also issued our report dated July 20, 2020, on our consideration of the Iberville Parish Council's internal control over financial reporting and on our tests of its compliance with certain provisions of laws, regulations, contracts, and grant agreements and other matters. The purpose of that report is to describe the scope of our testing of internal control over financial reporting and compliance and the results of that testing, and not to provide an opinion on the effectiveness of the Iberville Parish Council's internal control over financial reporting or on compliance. That report is an integral part of an audit performed in accordance with *Government Auditing Standards* in considering Iberville Parish Council's internal control over financial reporting and compliance.

Baxley & Associates, LLC

Plaquemine, Louisiana
July 20, 2020

Management's Discussion and Analysis

We present to the citizens of Iberville Parish these financial statements as an overview and analysis of the financial activities of the Iberville Parish Council for fiscal year ended December 31, 2019. Readers are encouraged to consider the information presented in conjunction with additional information that has been furnished with our letter of transmittal, which can be found on pages (i) through (v) of this report.

Financial Highlights

- The assets of the Iberville Parish Council exceeded its liabilities on December 31, 2019 by \$188,707,008 (*net position*). Of this amount, \$14,271,523 (*unrestricted net position*) may be used to meet the council's ongoing obligations to citizens and creditors, in accordance with law.
- Iberville Parish Council's total net position increased by \$8,466,392. The net position increase was due mainly to ongoing capital investments and sales tax revenue.
- On December 31, 2019, Iberville Parish Council's governmental funds reported combined ending fund balances of \$47,380,486, an increase of \$3,885,813 in comparison with 2018. The unassigned fund balance in the general fund, \$9,628,519, is available for spending at the government's discretion (*unreserved fund balance*). All other fund balances are restricted, committed or assigned for the purposes for which the fund was created.
- On December 31, 2019, unassigned fund balance for the general fund was 58% of total general fund expenditures. There was a 8% increase from 2018.
- The Iberville Parish Council's general government long term debt decreased by \$1,087,956. This decrease was due to overall reduction of principal due to regular scheduled debt service payments.
- During 2019 the parish continued a major capital improvement project in excess of \$11,868,902 to construct various buildings, roadways, drainage improvements, rifle range and equipment.
- During 2019, Iberville Parish recognized an increase in Sales/Use tax collections compared to the December 31, 2018 fiscal year end. Sales/Use tax collections increased from \$20,953,249 in 2018 to \$24,947,133 in 2019.

Overview of the Financial Statements

This discussion and analysis is intended to serve as an introduction to the Iberville Parish Council's basic financial statements. The Iberville Parish Council's basic financial statements consist of three components: 1) government-wide financial statements, 2) fund financial statements, and 3) notes to the financial statements. This report also contains other supplementary information in addition to the basic financial statements themselves.

Government-wide financial statements

The *government-wide financial statements* are designed to provide readers with a broad overview of the Iberville Parish Council's finances, in a manner similar to a private-sector business.

The *statement of net position* presents information on all of the Iberville Parish Council's assets and liabilities, with the difference between the two reported as *net position*. Over time, increases or decreases in net position may serve as a useful indicator of whether the financial position of the Iberville Parish Council is improving or deteriorating.

The *statement of activities* presents information showing changes in the government's net position during the most recent fiscal year. All changes in net position are reported as soon as the underlying event giving rise to the change occurs, *regardless of the timing of related cash flows*. Thus, revenues and expenses are reported in this statement for some items that will only result in cash flows in future fiscal periods (e.g., uncollected taxes and earned but unused vacation leave).

Both of the government-wide financial statements distinguish functions of the Iberville Parish Council that are principally supported by taxes and intergovernmental revenues (*governmental activities*) from other functions that are intended to recover all or a significant portion of their costs through user fees and charges (*business-type activities*). The governmental activities of the Iberville Parish Council include general government, public safety, public works, economic development, and culture and recreation. The business-type activities of the Iberville Parish Council are conducted through the Utility Department and they include a sewerage collection system, gas distribution system and water distribution system.

The government-wide financial statements include not only the Iberville Parish Council (known as the *primary government*), but also a legally separate Parks and Recreation District, and the Library system for which the Iberville Parish Council is financially accountable. Financial information for these *component units* is reported separately from the financial information presented for the primary government itself.

The Utility Department, also legally separate, functions for all practical purposes as a department of the Iberville Parish Council, and therefore has been included as an integral part of the primary government. The government-wide financial statements can be found on Basic Financial Statements pages 17 and 18 of this report.

Fund financial statements

A *fund* is a grouping of related accounts that is used to maintain control over resources that have been segregated for specific activities or objectives. The Iberville Parish Council, like other state and local governments, uses fund accounting to ensure and demonstrate compliance with finance-related legal requirements. All of the funds of the Iberville Parish Council can be divided into three categories: governmental funds, proprietary funds, and fiduciary funds.

Governmental funds

Governmental funds are used to account for essentially the same functions reported as *governmental activities* in the government-wide financial statements. However, unlike the government-wide financial statements, governmental fund financial statements focus on *near-term inflows and outflows of spendable resources*, as well as on balances of spendable resources available at the end of the fiscal year. Such information may be useful in evaluating a government's near-term financing requirements.

Because the focus of governmental funds is narrower than that of the government-wide financial statements, it is useful to compare the information presented for governmental funds with similar information presented for governmental activities in the government-wide financial statements. By doing so, readers may better understand the long-term impact of the government's near-term financing decisions. Both the governmental fund balance sheet and the governmental fund statement of revenues, expenditures, and changes in fund balances provide a reconciliation to facilitate this comparison between governmental funds and governmental activities.

The Iberville Parish Council maintains thirty individual governmental funds. Information is presented separately in the governmental fund balance sheet and in the governmental fund statement of revenues, expenditures, and changes in fund balances for the General Fund, Drainage Maintenance Fund, Public Building Maintenance, Sales Tax Roads Fund, Solid Waste Fund, Iberville Medical Complex and Capital Improvement Fund. These seven funds are considered to be major funds. Data from the other twenty-three governmental funds are combined into a single, aggregated presentation. Individual fund data for each of these non-major governmental funds is provided in the form of combining statements elsewhere in this report.

The Iberville Parish Council adopts an annual budget for its general, special revenue, and debt service funds. Budgetary comparison statements have been provided at the fund type level for the general, special revenue, and debt services fund to demonstrate legal compliance with these budgets. Also, individual fund budget comparisons are provided elsewhere in this report.

The basic governmental fund financial statements can be found on pages 19–20 of this report.

The Iberville Parish Council maintains only an enterprise fund type of proprietary fund. Enterprise funds are used to report the same functions presented as business-type activities in the government-wide financial statements. The Iberville Parish Council uses enterprise funds to account for its Utility operations.

Proprietary funds provide the same type of information as the government-wide financial statements, only in more detail. The proprietary fund financial statements provide separate information for the gas and water distribution operation, which is considered to be a major fund of the Iberville Parish Council.

The basic proprietary fund financial statements can be found on pages 22–25 of the Basic Financial Statements. More detail schedules can be found on pages 102–104 of this report.

Fiduciary funds

Fiduciary funds are used to account for resources held for the benefit of parties outside the government. Fiduciary funds are not reflected in the government-wide financial statement because the resources of those funds are not available to support the Iberville Parish Council's own programs. The accounting used for fiduciary funds is much like that used for proprietary funds. The basic fiduciary fund financial statements can be found on page 26 this report.

Notes to the financial statements

The notes provide additional information that is essential to a full understanding of the data provided in the government-wide and fund financial statements. The notes to the financial statements can be found on pages 27–78 of this report.

Other information

In addition to the basic financial statements and accompanying notes, this report also presents certain *required supplementary information* concerning the Iberville Parish Council's progress in funding its obligations. Required supplementary information can be found on pages 79-88 of this report.

The combining statements referred to earlier in connection with non-major governmental funds and internal service funds are presented immediately following the required supplementary information on pensions. Combined and individual fund statements and schedules can be found on pages 89-109.

Government-wide Financial Analysis

As noted earlier, net position may serve over time as a useful indicator of a government's financial position. In the case of the Iberville Parish Council, primary government assets exceeded liabilities by \$188,707,008 at the close of the most recent fiscal year.

A large portion of the Iberville Parish Council's net assets (73 percent) reflects its investment in capital assets \$139,148,016 (e.g., land, buildings, machinery, and equipment); less any related debt used to acquire those assets that are still outstanding. All bond and loan proceeds have been used to acquire capital assets. The Iberville Parish Council uses these capital assets to provide services to citizens; consequently, these assets are *not* available for future spending. Although the Iberville Parish Council's investments in its capital assets are reported net of related debt, the resources are not expendable. The funds needed to repay this debt must be provided from other sources, since the capital assets themselves cannot be used to liquidate these liabilities.

| | <u>Governmental activities</u> | | <u>Business - type activities</u> | | <u>Total Primary Government</u> | |
|-----------------------------------|--------------------------------|-----------------------|-----------------------------------|----------------------|-------------------------------------|-----------------------|
| | <u>2019</u> | <u>2018</u> | <u>2019</u> | <u>2018</u> | <u>2019</u> | <u>2018</u> |
| Current and other assets | \$ 49,813,485 | \$ 46,868,677 | \$ 6,589,192 | \$ 6,589,192 | \$ 56,402,677 | \$ 53,457,869 |
| Capital assets | <u>139,715,007</u> | <u>134,831,595</u> | <u>18,926,112</u> | <u>17,714,762</u> | <u>158,641,119</u> | <u>152,546,357</u> |
| Net pension asset | (4,059,873) | 643,535 | - | 121,372 | (4,059,873) | 764,907 |
| Total assets | <u>185,468,619</u> | <u>182,343,807</u> | <u>25,515,304</u> | <u>24,425,326</u> | <u>210,983,923</u> | <u>206,769,133</u> |
| Deferred Outflows | 3,815,874 | 1,480,282 | 695,983 | 277,395 | 4,511,857 | 1,757,677 |
| Long-term liabilities outstanding | 18,133,098 | 20,087,426 | 596,614 | 255,000 | 18,729,712 | 20,342,426 |
| Other liabilities | <u>5,017,223</u> | <u>5,578,852</u> | <u>1,919,753</u> | <u>1,197,422</u> | <u>6,936,976</u> | <u>6,776,274</u> |
| Total liabilities | <u>23,150,321</u> | <u>25,666,278</u> | <u>2,516,367</u> | <u>1,452,422</u> | <u>25,666,688</u> | <u>27,118,700</u> |
| Deferred Inflows | <u>285,883</u> | <u>1,945,036</u> | <u>48,745</u> | <u>361,267</u> | <u>334,628</u> | <u>2,306,303</u> |
| Net position: | | | | | | |
| Net investment in capital assets | 120,932,301 | 114,295,536 | 18,215,715 | 17,399,762 | 139,148,016 | 131,695,298 |
| Restricted | 35,287,469 | 31,313,161 | | | 35,287,469 | 31,313,161 |
| Unrestricted | <u>9,628,519</u> | <u>10,604,078</u> | <u>4,643,004</u> | <u>5,489,270</u> | <u>14,271,523</u> | <u>16,093,348</u> |
| Total net position | <u>\$ 165,848,289</u> | <u>\$ 156,212,775</u> | <u>\$ 22,858,719</u> | <u>\$ 22,889,032</u> | <u>\$ 188,707,008</u> | <u>\$ 179,101,807</u> |

The *unrestricted net position* may be used to meet the government's ongoing obligations to citizens and creditors. At the end of the current fiscal year, the Iberville Parish Council is able to report positive balances in all three categories of net position, both for the government as a whole, as well as for its separate governmental and business-type activities.

The Iberville Parish Council's total net position increased by \$8,466,392 during 2019, mainly from the \$14,095,040 in capital asset additions and decrease in total expenditures during 2019.

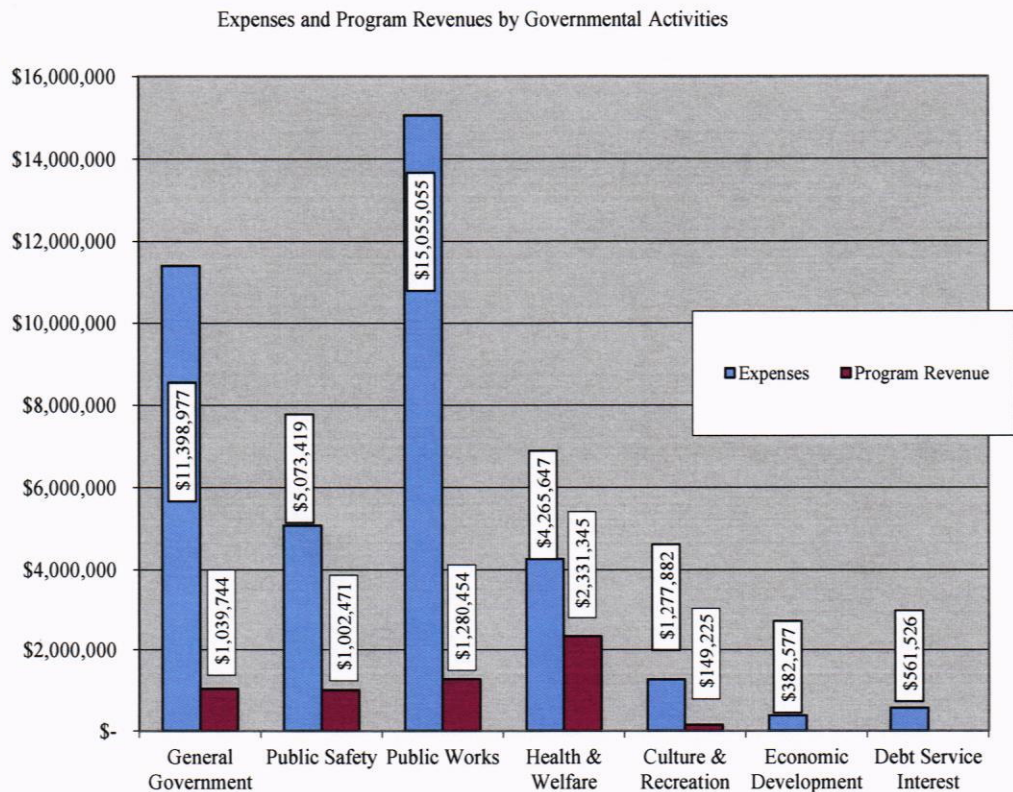
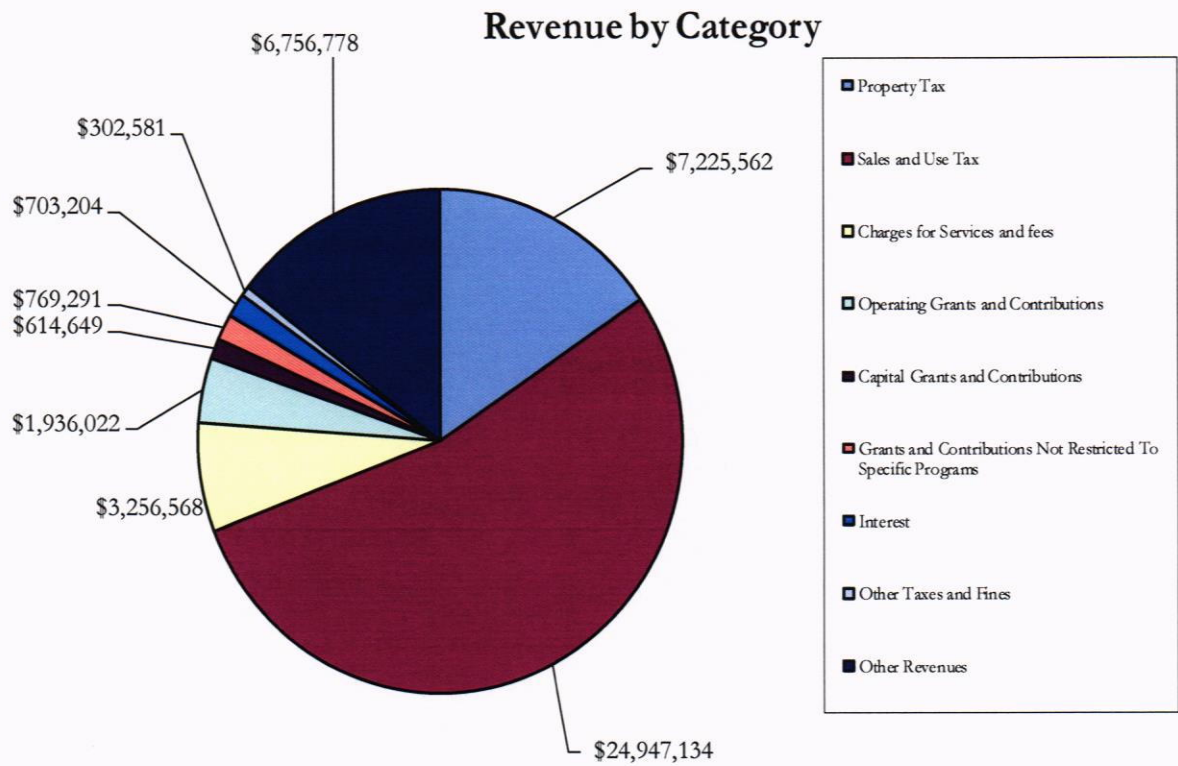
Iberville Parish Council
Changes in Net position

| | <u>Governmental activities</u> | | <u>Business - type activities</u> | | <u>Total Primary Government</u> | |
|--|--------------------------------|----------------|-----------------------------------|---------------|-------------------------------------|----------------|
| | <u>2019</u> | <u>2018</u> | <u>2019</u> | <u>2018</u> | <u>2019</u> | <u>2018</u> |
| Revenues | | | | | | |
| Program revenues | | | | | | |
| Charges for services | \$ 3,256,568 | \$ 3,189,156 | \$ 6,423,621 | \$ 6,342,663 | \$ 9,680,189 | \$ 9,531,819 |
| Operating Grants and Contribution | 1,936,022 | 2,692,298 | | | 1,936,022 | 2,692,298 |
| Capital Grants and Contributions | 614,649 | 2,538,434 | | | 614,649 | 2,538,434 |
| General revenues | | | | | | |
| Property taxes | 7,225,562 | 6,091,886 | | | 7,225,562 | 6,091,886 |
| Sales taxes | 24,947,134 | 20,953,249 | | | 24,947,134 | 20,953,249 |
| Other taxes | 302,581 | 321,580 | | | 302,581 | 321,580 |
| State and federal entitlements | 769,291 | 1,129,329 | | | 769,291 | 1,129,329 |
| Investment Earnings | 703,204 | 616,179 | 60,171 | 29,984 | 763,375 | 646,163 |
| Other general revenues | 6,756,778 | 6,552,535 | 128,308 | 432,051 | 6,885,086 | 6,984,586 |
| Total Revenues | 46,511,789 | 44,084,646 | 6,612,100 | 6,804,698 | 53,123,889 | 50,889,344 |
| Program Expenses | | | | | | |
| General government | 11,398,977 | 10,337,849 | | | 11,398,977 | 10,337,849 |
| Public safety | 5,073,419 | 4,953,955 | | | 5,073,419 | 4,953,955 |
| Public works | 15,055,055 | 14,227,214 | | | 15,055,055 | 14,227,214 |
| Health and welfare | 4,265,647 | 3,955,585 | | | 4,265,647 | 3,955,585 |
| Culture and recreation | 1,277,882 | 969,954 | | | 1,277,882 | 969,954 |
| Economic development | 382,577 | 309,470 | | | 382,577 | 309,470 |
| Other expenditures | | | | | - | - |
| Interest on long term debt | 561,526 | 529,324 | | | 561,526 | 529,324 |
| Utility Natural Gas, Water and Sewer | - | - | 6,642,414 | 6,589,664 | 6,642,414 | 6,589,664 |
| Total Expenses | 38,015,083 | 35,283,351 | 6,642,414 | 6,589,664 | 44,657,497 | 41,873,015 |
| Excess (deficiency) before special items and transfers | 8,496,706 | 8,801,295 | (30,314) | 215,034 | 8,466,392 | 9,016,329 |
| Net position - beginning of year | 156,212,775 | 147,242,674 | 22,889,033 | 22,673,998 | 179,101,808 | 169,916,672 |
| Restatement of beg net position | 1,138,808 | 168,806 | - | - | 1,138,808 | 168,806 |
| Net position - beginning restated | 157,351,583 | 147,411,480 | 22,889,033 | 22,673,998 | 180,240,616 | 170,085,478 |
| Net position - ending | \$ 165,848,289 | \$ 156,212,775 | \$ 22,858,719 | \$ 22,889,032 | \$ 188,707,008 | \$ 179,101,807 |

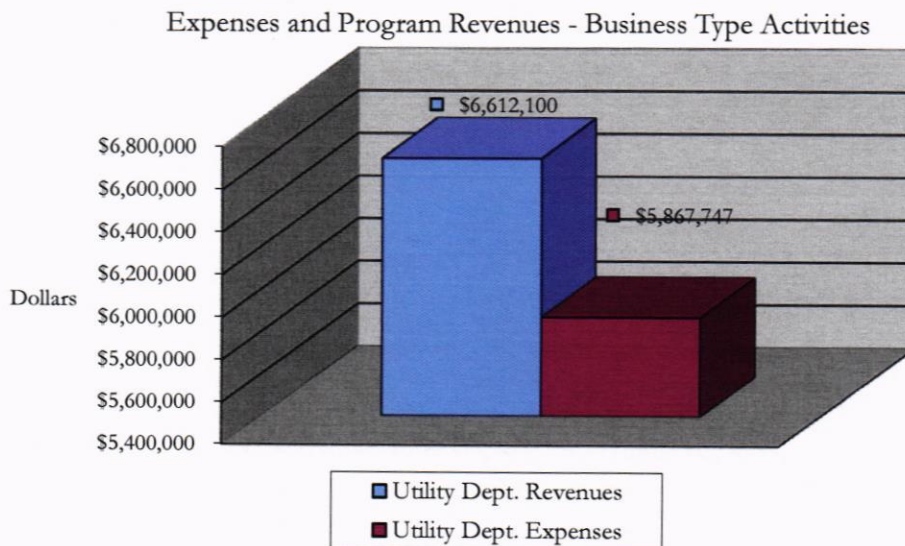
Governmental activities

Key elements of this increase are as follows:

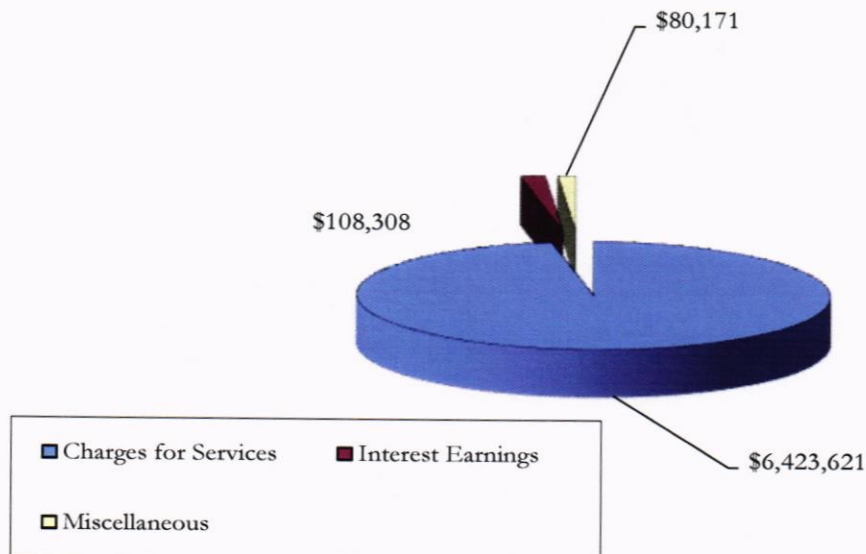
- Sales taxes increased during 2019 by \$3,993,884. Collections remain high for the fifth consecutive year due to the industrial economy of Iberville Parish remaining very strong.
- Ad Valorem taxes increased by \$1,133,678. This increase was due mainly to the roll off of several 10-year industrial tax exemptions.
- Capital Outlay expenditures have decreased slightly during 2019 from \$11,992,896 in 2018 to \$11,868,900 in 2019. This slight decrease represents capital outlay expenditures that were 27% of total expenditures for the year.
- Our total governmental fund revenues increased by \$2,416,491 from \$44,020,189 in 2018 to \$46,436,680 in 2019. Our total governmental fund expenditures increased by \$1,777,924 from \$42,139,624 in 2018 to \$43,919,548 in 2019. The major reason for the increase were extended capital outlay projects over prior year.



Business-type activities



Revenues by Source - Business Type Activities



Business-type activities decreased the Iberville Parish Council's Net Position by \$30,314. The total Primary Government Business-type Activity Net Position for 2019 is \$22,858,719.

Financial Analysis of the Government's Funds

As noted earlier, the Iberville Parish Council uses fund accounting to ensure and demonstrate compliance with finance-related legal requirements.

Governmental funds

The focus of the Iberville Parish Council's *governmental funds* is to provide information on near-term inflows, outflows, and balances of *spendable* resources. Such information is useful in assessing the Iberville Parish Council's financing requirements. In particular, *unassigned fund balance* may serve as a useful measure of a government's net resources available for spending at the end of the fiscal year.

As of the end of the current fiscal year, the Iberville Parish Council's governmental funds reported combined ending fund balances of \$47,380,486, an increase of \$3,885,812 in comparison with the prior year. The unassigned fund balance in the general fund, \$9,628,519, constitutes a balance which is available for spending for any lawful purpose at the government's discretion. The remainder of fund balance is split into the following categories:

Restricted fund balance: fund balance that is restricted when constraints placed on the use of resources are either:

1. Externally imposed by creditors (such as through debt covenants, grantors, contributors,) or laws or regulations of other governments; or
2. Imposed by law through constitutional provisions or enabling legislation.

Committed fund balance: fund balance that can only be used for specific purposes pursuant to constraints imposed by formal action of the Iberville Parish Council, the government's highest level of decision making authority.

Assigned fund balance: fund balance that are constrained by the government's intent to be used for specific purposes, but are neither restricted nor committed. Intent should be expressed by the governing body itself or the official to whom the governing body has delegated the authority to assign amounts to be used for specific purposes.

A complete schedule of the allocation of the fund balance is located on page 40 of the notes to the financial statements.

The General Fund is the chief operating fund of the Iberville Parish Council. At the end of the current fiscal year, unassigned fund balance of the general fund was \$9,628,519 while total fund balance reached \$9,772,285. As a measure of the general fund's liquidity, it may be useful to compare both unassigned fund balance and total fund balance to total fund expenditures. Unassigned fund balance represent 54 percent of total general fund expenditures and transfers out. The total fund balance of the Iberville Parish Council General Fund has increased by \$747,142 during the current fiscal year. The reason for this fund balance increase was due to cut in expenditures and an increase in grant revenue.

The Drainage Maintenance fund is a major special revenue fund that accounts for all parish-wide drainage expenditures. At the end of the current fiscal year, the restricted fund balance of the drainage maintenance fund was \$2,845,080. The Fund balance is restricted for maintaining drainage canals and drainage in general throughout Iberville Parish. The fund balance represents

88 percent of total drainage maintenance expenditures and transfers out. The fund balance of the Drainage Maintenance Fund increased by \$278,726 from 2018 to 2019. The fund balance increased during 2019 because of an increase in property tax revenue.

The Public Building Maintenance fund is a major special revenue fund that accounts for the maintenance and capital improvement of all public buildings throughout Iberville Parish. At the end of the current fiscal year, the restricted fund balance of the Public Building Maintenance Fund was \$3,487,201. All but \$2,344 of the fund balance was restricted or committed within the fund. The fund balance represents 136 percent of the total Public Building Maintenance fund expenditures and transfers out. The total fund balance of the Iberville Public Building Maintenance Fund increased by \$381,188 from 2018 to 2019. The fund balance increased because of an increase in property taxes and more efficient use of funds.

The Sales Tax Roads fund is a major special revenue fund that accounts for the maintenance and construction of all Iberville Parish roads that do not lie within a municipality. At the end of the current fiscal year, the restricted fund balance of the Sales Tax Roads fund was \$7,648,127. All of the fund balance is restricted by the parish council budget ordinance to be used for maintenance of parish roads. The fund balance represents 207 percent of the total sales tax road expenditures and transfers out. The fund balance of the Iberville Parish Sales Tax Roads Fund increased by \$1,183,167 from 2018 to 2019. The reason for this fund balance increase was due to the increase in sales tax collections for 2019.

The Solid Waste fund is a major special revenue fund that accounts for the contractual service for the pickup of residential waste. At the end of the current fiscal year, the restricted fund balance of the Solid Waste fund was \$8,849,209. All of the fund balance was restricted within the fund. The fund balance represents 231 percent of the total Solid Waste expenditures and transfers out. The fund balance of the Iberville Solid Waste fund increased by \$1,256,531 from 2018 to 2019. The reason for this fund balance increase was solely due to high Sales Tax Revenue.

The Iberville Medical Complex a major special revenue fund that accounts for the contractual agreement to provide medical services between Iberville Parish and Ochsner. This fund accounts for rent paid, indigent care and maintenance of grounds. At the end of the current fiscal year, the restricted fund balance of the Iberville Medical Complex fund was \$3,809,025. All of the fund balance was restricted within the fund. The fund balance represents 260 percent of the total Iberville Medical Complex expenditures and transfers out. The fund balance of the Iberville Medical Complex fund increased by \$298,890 from 2018 to 2019. The reason for this fund balance increase was solely due to rental revenue increase and a decrease in indigent care credits.

The Capital Improvement fund is a major capital project fund that accounts for major capital improvement projects within the parish. At the end of the current fiscal year, the restricted fund balance of the Capital Improvement fund was \$569,891. All of the fund balance was restricted within the fund. The fund balance represents 19 percent of the total Capital Improvement fund expenditures and transfers out. The fund balance of the Capital Improvement fund decreased by \$36,263 from 2018 to 2019. The reason for this fund balance decrease was solely due to ongoing capital projects.

Key factors in this change are as follows:

The increase in sales taxes for 2019 was cyclical in nature. Our petrochemical industry continues to see increased economic gains and construction. Industry expansions and capital improvements during 2019 have increased. We still have a healthy retail sales tax base, but our collections are mainly reliant on the use tax collections. We expect sales tax to increase during 2020.

We reported a \$2,847,348 fund balance in debt service for the retirement of all debt associated with the issuance of the 2009, the 2016 revenue bond refunding and the 2015 DHH water revolving loan at December 31, 2019. This number has increased because the existing bond reserve and debt service requirements on the 2016 refunding.

Proprietary funds. The Iberville Parish Council's proprietary funds provide the same type of information found in the government-wide financial statements, but in more detail. Unrestricted net position of the Utility Department (Natural Gas, Sewerage and Water) at the end of the year amounted to \$4,643,004. The total net position was \$22,858,719 for a total change decrease in net position for natural gas/water and sewer functions \$30,314. Rates were last modified during January 2019 which has affected income in a positive nature.

General Fund - Budgetary Highlights

Differences between the original budget and the final amended budget were as follows:

- The General Fund total original budgeted and amended revenues and expenditures for the period ending December 31, 2019 were as follows:

| | <u>2019 Original</u> | <u>2019 Amended</u> |
|--------------------------------------|----------------------|---------------------|
| Total Revenues | <u>14,067,190</u> | <u>15,578,032</u> |
| Total Expenditures | <u>13,659,333</u> | <u>14,743,871</u> |
| Total Other Financing Sources (Uses) | <u>(583,000)</u> | <u>(583,000)</u> |

Expanded detail can be found on Schedule 1 of this report

The General Fund had the following significant budget variances between the final amended budget and actual revenues for 2019:

1. General Fund (general government) expenditures varied by \$498,511 from 2019 original to 2019 amended. This increase was due to labor cost increase and inflation factors.
2. Sales tax revenue were above 2019 projections because of general economic conditions

3. Actual Ad Valorem Tax revenues were higher than the original budget because an expired 10-year industrial property tax exemption that increased taxable basis.

Capital Asset and Debt Administration

Capital assets

The Iberville Parish Council's investment in capital assets for its governmental and business type activities as of December 31, 2019, amounts to \$158,641,119 (net of accumulated depreciation). This investment in capital assets includes land, buildings and system, improvements, roadways, infrastructure, machinery and equipment.

Major capital asset events during the current fiscal year included the following:

- The Bayou Pigeon\Sorrel consolidated fire department continued the construction of a \$1,500,000 fire station. \$1,091,092 was expended on this outlay during 2019. The project was completed during 2019.
- Construction continued on the new rifle range. \$1,134,029 was expended on the rifle range during 2019. This project was completed during 2019.
- Construction continued on the new Council on Aging building in North Iberville. \$842,210 was spent on this project during 2019. The project is expected to be complete during 2020.
- Construction was completed on a Council on Aging building in White Castle. \$814,667 was spent on this project during 2019.
- Construction was completed on a 750,000 gallon above-ground storage tank. \$1,537,262 was spent on this project during 2019.
- Iberville completed various infrastructure projects including road and drainage improvements in the sum of \$2,543,941 during 2019
- East Iberville Fire Department purchased a pumper truck totaling \$464,210 during 2019.

The seven items above accounted for \$8,427,411 of the \$11,868,902 (71 percent) total governmental fund capital outlay.

Additional information on the Iberville Parish Council's capital assets can be found in note 4, pages 50 - 51.

Iberville Parish Council - Capital Assets
(net of depreciation)

| | <u>Governmental activities</u> | | <u>Business - type activities</u> | | <u>Primary Government</u> | |
|-----------------------------------|--------------------------------|-----------------------|-----------------------------------|----------------------|---------------------------|-----------------------|
| | <u>2019</u> | <u>2018</u> | <u>2019</u> | <u>2018</u> | <u>2019</u> | <u>2018</u> |
| Land | \$ 3,232,380 | \$ 3,232,380 | \$ 271,624 | \$ 271,624 | \$ 3,504,004 | \$ 3,504,004 |
| Buildings and improvements | 66,242,544 | 61,738,853 | 18,264,205 | 17,417,108 | 84,506,749 | 79,155,961 |
| Improvements other than buildings | | | | | - | - |
| Furniture & Equipment | 4,867,851 | 5,291,342 | 17,433 | 1,204 | 4,885,284 | 5,292,546 |
| Infrastructure | 65,372,232 | 64,569,020 | | | 65,372,232 | 64,569,020 |
| Construction in Progress | - | - | 372,850 | 24,826 | 372,850 | 24,826 |
| Total | <u>\$ 139,715,007</u> | <u>\$ 134,831,595</u> | <u>\$ 18,926,112</u> | <u>\$ 17,714,762</u> | <u>\$ 158,641,119</u> | <u>\$ 152,546,357</u> |

The Iberville Parish Council had total long-term debt outstanding of \$19,493,103 at the end of the current fiscal year. Total debt outstanding included \$1,639,986 of Capital Lease Debt and \$17,598,117 in revenue bonds for which the government is liable. The Iberville Parish Council's revenue bonds are insured, and consequently enjoy the highest rating possible.

Iberville Parish Council - Outstanding Debt
General Obligation and Revenue Bonds

| | <u>Governmental activities</u> | | <u>Business - type activities</u> | | <u>Total</u> | |
|---|--------------------------------|----------------------|-----------------------------------|-------------------|----------------------|----------------------|
| | <u>2019</u> | <u>2018</u> | <u>2019</u> | <u>2018</u> | <u>2019</u> | <u>2018</u> |
| Revenue bonds | \$ 17,598,117 | \$ 19,518,828 | | | \$ 17,598,117 | \$ 19,518,828 |
| Certificates of Indebtedness with governmental commitment | | | 255,000 | 315,000 | 255,000 | 315,000 |
| Capital Lease Financing | 1,184,589 | 1,017,231 | 455,397 | | 1,639,986 | 1,017,231 |
| Total | <u>\$ 18,782,706</u> | <u>\$ 20,536,059</u> | <u>\$ 710,397</u> | <u>\$ 315,000</u> | <u>\$ 19,493,103</u> | <u>\$ 20,851,059</u> |

Iberville Parish treats Capital Lease financing as another means of debt financing. Each capital lease is outfitted with a non-appropriations clause which allows for the termination of the lease should funds not be appropriated. Title transfers between lessor and lessee upon the last payment.

State statutes limit the amount of general obligation debt that a governmental entity may issue to 10 percent of its total assessed valuation. The current debt limitation for the Iberville Parish Council is \$70,730,352, which is \$53,132,235 in excess of the Iberville Parish Council's outstanding general obligation debt.

Additional information on the Iberville Parish Council's long-term debt can be found in note 4, item F, and pages 53-56 of this report.

Economic Factors and Next Year's Budgets and Rates

- The unemployment rate for Iberville Parish is currently 13.8%, which rose 8.10% from December 31, 2018.
- The parish is heavily dependent upon the taxes derived from the petrochemical industry. Iberville anticipates a 10% increase in Sales\Use tax generated mainly by the petrochemical industry for 2020 and a level out in 2022. The impact of production and use on sales tax revenue will decrease in the short term and taxes are expected to increase in the long term.
- 10 year Property Tax Exemptions will begin to roll off over the next 5 years beginning in 2019. This will increase the property tax base leading to increase property tax collections if the Parish Council chooses to roll millages forward to maximum rates allowed by law.

All of these factors were considered in preparing the Iberville Parish Council's budget for the 2019 fiscal year.

Requests for Information

This financial report is designed to provide a general overview of the Iberville Parish Council's finances for all those with an interest in the government's finances. Questions concerning any of the information provided in this report or requests for additional financial information should be addressed to the following:

Office of the Finance Director
Iberville Parish Council
P.O. Box 389
Plaquemine, Louisiana 70765-0389

Basic Financial Section



Aquadam Storage Facility

IBERVILLE PARISH COUNCIL
Plaquemine, Louisiana
Statement of Net Position
December 31, 2019

STATEMENT A

| | Primary Government | | | Component Units |
|--|------------------------------------|-------------------------------------|-----------------------|------------------------------------|
| | Governmental Activities | Business-type Activities | Total | Governmental Activities |
| ASSETS | | | | |
| Cash and cash-equivalents | \$ 39,441,912 | \$ 3,730,112 | \$ 43,172,024 | \$ 1,855,755 |
| Investments | | | | 248,743 |
| Receivables (net of allowance for uncollectables) | 10,204,587 | 1,060,609 | 11,265,196 | 4,216,784 |
| Inventories | | 187,033 | 187,033 | |
| Prepaid items | 46,135 | | 46,135 | |
| Other assets | 20,851 | 274,730 | 295,581 | 60,616 |
| Restricted assets | 100,000 | | 100,000 | |
| Cash and cash equivalents | | 549,252 | 549,252 | |
| Capital assets (net of accumulated depreciation) | | | | |
| Land | 3,232,380 | 271,624 | 3,504,004 | 435,740 |
| Building and system | 66,242,544 | | 66,242,544 | 1,628,280 |
| Improvements other than building | 65,372,232 | 18,264,205 | 83,636,437 | 1,512,007 |
| Machinery and equipment | 4,867,851 | 17,433 | 4,885,284 | 330,092 |
| Construction in progress | | 372,850 | 372,850 | 210,189 |
| Net pension asset | - | - | - | - |
| Total assets | <u>189,528,492</u> | <u>24,727,848</u> | <u>214,256,340</u> | <u>10,498,206</u> |
| DEFERRED OUTFLOWS OF RESOURCES | | | | |
| Pension | 3,690,211 | 695,983 | 4,386,194 | 877,497 |
| OPEB | <u>125,663</u> | <u>-</u> | <u>125,663</u> | <u>8,196</u> |
| | 3,815,874 | 695,983 | 4,511,857 | 885,693 |
| LIABILITIES | | | | |
| Accounts payable and other current liabilities | \$ 2,016,229 | \$ 529,678 | \$ 2,545,907 | \$ 216,654 |
| Matured bonds and interest payable | | | | |
| Accrued interest payable | | | | |
| Bank overdraft liability | | | | |
| Other payables | 416,770 | 23,996 | 440,766 | 199,975 |
| Liabilities payable from restricted assets | | 486,594 | 486,594 | |
| Non current liabilities: | | | | |
| Due in one year | 1,977,548 | 113,783 | 2,091,331 | |
| Due in more than one year | 18,133,098 | 596,614 | 18,729,712 | 344,033 |
| Pension | 4,059,873 | 765,702 | 4,825,575 | 979,790 |
| Other Post Employment Benefits | <u>606,676</u> | <u>-</u> | <u>606,676</u> | <u>92,721</u> |
| Total liabilities | <u>27,210,194</u> | <u>2,516,367</u> | <u>29,726,561</u> | <u>1,833,173</u> |
| DEFERRED INFLOWS OF RESOURCES | | | | |
| Pension | 258,451 | 48,745 | 307,196 | 65,278 |
| OPEB | <u>27,432</u> | <u>-</u> | <u>27,432</u> | <u>8,461</u> |
| | <u>285,883</u> | <u>48,745</u> | <u>334,628</u> | <u>73,739</u> |
| NET POSITION | | | | |
| Net Investment in Capital Assets | 120,932,301 | 18,215,715 | 139,148,016 | 4,116,308 |
| Restricted, related to | | | | |
| Public Building Maintenance | 3,487,201 | | 3,487,201 | |
| Drainage | 2,845,080 | | 2,845,080 | |
| Solid Waste | 8,849,209 | | 8,849,209 | |
| Fire Protection | 4,290,387 | | 4,290,387 | |
| Emergency Services | 1,045,150 | | 1,045,150 | |
| Debt Service | 2,847,348 | | 2,847,348 | |
| Road Improvements | 7,648,127 | | 7,648,127 | |
| Capital Improvement | 817,976 | | 817,976 | |
| Other | 3,456,991 | | 3,456,991 | |
| Unrestricted | <u>9,628,519</u> | <u>4,643,004</u> | <u>14,271,523</u> | <u>5,360,679</u> |
| Total net position | <u>\$ 165,848,289</u> | <u>\$ 22,858,719</u> | <u>\$ 188,707,008</u> | <u>\$ 9,476,987</u> |

The notes to the financial statements are an integral part of this statement.

IBERVILLE PARISH COUNCIL
Plaquemine, Louisiana
Statement of Activities
For the Year Ended December 31, 2019

STATEMENT B

| Functions/Programs | Program Revenues | | | | Net (Expense) Revenue and Changes in Net Position | | |
|--|------------------|---------------------------------|-------------------------------------|-------------------------------------|--|-------------------------------------|------------------------------------|
| | <u>Expenses</u> | <u>Charges for Services</u> | <u>Operating</u> | <u>Capital</u> | <u>Primary Government</u> | | <u>Component Units</u> |
| | | | <u>Grants and Contributions</u> | <u>Grants and Contributions</u> | <u>Governmental Activities</u> | <u>Business-type Activities</u> | <u>Governmental Activities</u> |
| Primary Government: | | | | | | | |
| Governmental Activities: | | | | | | | |
| General Government | \$ 11,398,977 | \$ 769,247 | \$ 270,497 | \$ - | \$ (10,359,233) | \$ (10,359,233) | |
| Public Safety | 5,073,419 | 673,893 | 313,752 | 14,826 | (4,070,948) | (4,070,948) | |
| Public Works | 15,055,055 | 3,339 | 677,292 | 599,823 | (13,774,601) | (13,774,601) | |
| Public Health | 4,265,647 | 1,786,322 | 545,023 | | (1,934,302) | (1,934,302) | |
| Economic Development | 382,577 | | | | (382,577) | (382,577) | |
| Culture and Recreation | 1,277,882 | 23,767 | 129,458 | | (1,124,657) | (1,124,657) | |
| Interest on long-term debt | 561,526 | - | - | - | (561,526) | - | (561,526) |
| Total governmental activities | 38,015,083 | 3,256,568 | 1,936,022 | 614,649 | (32,207,844) | - | (32,207,844) |
| Business-type Activities: | | | | | | | |
| Water, Natural Gas and Sewer | 6,732,694 | 6,423,621 | 20,000 | - | - | (289,073) | (289,073) |
| Total business-type activities | 6,732,694 | 6,423,621 | 20,000 | - | - | (289,073) | (289,073) |
| Total primary government | 44,747,777 | 9,680,189 | 1,956,022 | 614,649 | (32,207,844) | (289,073) | (32,496,917) |
| Component Units: | | | | | | | |
| Governmental activities | 4,316,496 | 207,180 | - | - | | | \$ (4,109,316) |
| Total component units | 4,316,496 | 207,180 | - | - | | | (4,109,316) |
| General Revenues | | | | | | | |
| Property taxes | | | | | 7,225,562 | 7,225,562 | 4,753,473 |
| Sales taxes | | | | | 24,947,134 | 24,947,134 | |
| Franchise taxes | | | | | 143,923 | 143,923 | |
| Alcoholic beverage taxes | | | | | 15,171 | 15,171 | |
| Gaming taxes | | | | | 143,487 | 143,487 | |
| Unrestricted grants and contributions | | | | | 769,291 | 769,291 | |
| Unrestricted investment earnings | | | | | 703,204 | 60,171 | 61,276 |
| Miscellaneous revenues | | | | | 6,686,878 | 198,588 | 84,382 |
| Pension | | | | | 69,900 | 69,900 | 16,869 |
| In kind | | | | | | | |
| Transfers (from) to governmental activities | | | | | - | - | - |
| Total general revenues and transfers | | | | | 40,704,550 | 258,759 | 4,916,000 |
| Change in net position | | | | | 8,496,706 | (30,314) | 806,684 |
| Net position -beginning of year | | | | | 156,212,775 | 22,889,033 | 8,670,303 |
| Restatement to beginning net position | | | | | 1,138,808 | - | - |
| Net position -beginning restated | | | | | 157,351,583 | 22,889,033 | 8,670,303 |
| Net Position - ending | | | | | \$ 165,848,289 | \$ 22,858,719 | \$ 9,476,987 |

The notes to the financial statements are an integral part of this statement.

IBERVILLE PARISH COUNCIL
Plaquemine, Louisiana
Balance Sheet
GOVERNMENTAL FUNDS
December 31, 2019

STATEMENT C

| | General | Drainage Maintenance | Public Building Maintenance | Sales Tax Roads | Solid Waste | Iberville Medical Complex | Capital Improvement | Other Governmental Funds | Total Governmental Funds |
|--|----------------------|-------------------------|-----------------------------------|-----------------------|---------------------|---------------------------------|------------------------|--------------------------------|--------------------------------|
| ASSETS | | | | | | | | | |
| Cash and cash equivalents | \$ 7,553,404 | \$ 30,803 | \$ 1,920,748 | \$ 7,336,792 | \$ 8,757,366 | \$ 3,647,325 | \$ 583,642 | \$ 9,611,832 | \$ 39,441,912 |
| Receivables (net of allowance for uncollectible) | 2,911,145 | 3,021,983 | 1,795,908 | 403,975 | 395,649 | 270,346 | 237,954 | 1,167,627 | 10,204,587 |
| Prepaid items | 43,766 | | 2,344 | 25 | | | | | 46,135 |
| Due from other funds | | | | | | | | | - |
| Cash - restricted | 100,000 | | | | | | | | 100,000 |
| Other assets | - | - | - | - | - | - | - | 20,851 | 20,851 |
| TOTAL ASSETS | \$ 10,608,315 | \$ 3,052,786 | \$ 3,719,000 | \$ 7,740,792 | \$ 9,153,015 | \$ 3,917,671 | \$ 821,596 | \$ 10,800,310 | \$ 49,813,485 |
| LIABILITIES AND FUND BALANCES | | | | | | | | | |
| Liabilities: | | | | | | | | | |
| Accounts payable | \$ 725,920 | \$ 89,396 | \$ 158,159 | \$ 88,737 | \$ 303,176 | \$ 100,880 | \$ 163,128 | \$ 386,833 | \$ 2,016,229 |
| Due to other funds | | | | | | | | | - |
| Unearned revenue | | | | | | | | | - |
| Other payables | 110,110 | 118,310 | 71,296 | 3,903 | 630 | 7,766 | 88,577 | 16,178 | 416,770 |
| Total liabilities | 836,030 | 207,706 | 229,455 | 92,640 | 303,806 | 108,646 | 251,705 | 403,011 | 2,432,999 |
| Fund Balances: | | | | | | | | | |
| Non spendable | 43,766 | | 2,344 | 25 | | | | 9,697 | 55,832 |
| Restricted | 100,000 | 2,845,080 | 3,487,201 | 7,648,127 | 8,849,209 | 3,809,025 | 569,891 | 9,404,203 | 36,712,736 |
| Committed | | | | | | | | 983,399 | 983,399 |
| Assigned | | | | | | | | | - |
| Unassigned | 9,628,519 | - | - | - | - | - | - | - | 9,628,519 |
| Total fund balances | 9,772,285 | 2,845,080 | 3,489,545 | 7,648,152 | 8,849,209 | 3,809,025 | 569,891 | 10,397,299 | 47,380,486 |
| TOTAL LIABILITIES AND FUND BALANCE | \$ 10,608,315 | \$ 3,052,786 | \$ 3,719,000 | \$ 7,740,792 | \$ 9,153,015 | \$ 3,917,671 | \$ 821,596 | \$ 10,800,310 | |

Amounts reported for governmental activities in the statement of net position are different because:
Capital assets used in governmental activities are not financial resources and,
therefore, are not reported in the funds.

139,715,007

Long-term liabilities, including bonds payable, are not due and payable in the current period
other post employment benefits, effect of deferred inflow assets/liabilities and
therefore are not reported in the funds
Net position of governmental activities

(21,247,204)

\$ 165,848,289

The notes to the financial statements are an integral part of this statement.

IBERVILLE PARISH COUNCIL
Plaquemine, Louisiana
Statement of Revenues, Expenditures, and Changes in Fund Balance
GOVERNMENTAL FUNDS
For the Year Ended December 31, 2019

STATEMENT D

| | General | Drainage Maintenance | Public Building Maintenance | Sales Tax Roads | Solid Waste | Iberville Medical Complex | Capital Improvement Fund | Other Governmental Funds | Total Governmental Funds |
|--|---------------------|-------------------------|-----------------------------------|-----------------------|---------------------|---------------------------------|--------------------------------|--------------------------------|--------------------------------|
| REVENUES | | | | | | | | | |
| Taxes: | | | | | | | | | |
| Ad valorem | \$ 1,415,711 | \$ 3,397,590 | \$ 2,038,463 | \$ - | \$ - | | \$ - | \$ 373,800 | \$ 7,225,564 |
| Sales | 8,089,596 | | 850,000 | 4,358,011 | 4,819,891 | | 2,905,341 | 3,924,294 | 24,947,133 |
| Franchise | 143,923 | | | | | | | | 143,923 |
| Alcoholic beverage | 15,171 | | | | | | | | 15,171 |
| Gaming | 143,487 | | | | | | | | 143,487 |
| Licenses and permits | 559,558 | | | | | | | | 559,558 |
| Intergovernmental: | | | | | | | | | |
| Federal | 200,646 | | | | 102,773 | | | 920,233 | 1,223,652 |
| State | 805,747 | 52,470 | | 121,787 | | | | 755,442 | 1,735,446 |
| Local | 239,890 | | | | | | | 110,208 | 350,098 |
| Charges for services | 102,409 | | 471 | 600 | | 1,707,151 | | 696,298 | 2,506,929 |
| Use of money and property | 137,356 | 52,448 | 56,280 | 124,907 | 153,648 | 60,780 | 17,279 | 100,508 | 703,206 |
| Insurance fees | 4,097,223 | | | | | | | | 4,097,223 |
| Other revenues | 2,148,250 | | | 388,005 | 8,841 | | | 39,350 | 2,584,446 |
| In-Kind | | | | | | | | | |
| Fines and forfeitures | - | - | - | - | - | - | - | 200,844 | 200,844 |
| Total revenues | <u>18,098,967</u> | <u>3,502,508</u> | <u>2,945,214</u> | <u>4,993,310</u> | <u>5,085,153</u> | <u>1,767,931</u> | <u>2,922,620</u> | <u>7,120,977</u> | <u>46,436,680</u> |
| EXPENDITURES | | | | | | | | | |
| Current: | | | | | | | | | |
| General government | 7,623,416 | | 1,434,328 | | | | | 377,975 | 9,435,719 |
| Public safety | 2,238,978 | | 343,185 | | | | | 2,008,469 | 4,590,632 |
| Public works | 1,698,177 | 2,647,068 | 19,680 | 2,281,322 | 3,830,797 | | | 296,754 | 10,773,798 |
| Health and welfare | 2,062,312 | | 348,922 | | | 339,495 | | 479,433 | 3,230,162 |
| Culture and recreation | 500,297 | | 264,685 | | | | | 421,399 | 1,186,381 |
| Economic development | 325,893 | | 56,684 | | | | | | 382,577 |
| Other expenditures | | | | | | | | | |
| Debt service: | | | | | | | | | |
| Principal | | | | | | 258,102 | | 1,631,750 | 1,889,852 |
| Interest | | | | | | | | 561,525 | 561,525 |
| Capital outlay | 2,292,014 | 576,714 | 96,569 | 1,528,851 | - | 871,444 | 2,878,883 | 3,624,427 | 11,868,902 |
| Total expenditures | <u>16,741,087</u> | <u>3,223,782</u> | <u>2,564,053</u> | <u>3,810,173</u> | <u>3,830,797</u> | <u>1,469,041</u> | <u>2,878,883</u> | <u>9,401,732</u> | <u>43,919,548</u> |
| Excess (deficiency) of revenues over (under) expenditures | <u>1,357,880</u> | <u>278,726</u> | <u>381,161</u> | <u>1,183,137</u> | <u>1,254,356</u> | <u>298,890</u> | <u>43,737</u> | <u>(2,280,755)</u> | <u>2,517,132</u> |
| OTHER FINANCING SOURCES (USES) | | | | | | | | | |
| Bond issuance | | | | | | | | | |
| Loan issuance | | | | | | | | 1,363,366 | 1,363,366 |
| Premium on refunding debt | | | | | | | | | |
| Payment to bond refunding agent | | | | | | | | | |
| Transfers in | 500,000 | | | | | | | 693,000 | 1,193,000 |
| Transfers out | (1,113,000) | | | | | | (80,000) | - | (1,193,000) |
| Sale of assets | 2,262 | - | 27 | 30 | 2,175 | - | - | 820 | 5,314 |
| Total other financing sources and uses | <u>(610,738)</u> | <u>-</u> | <u>27</u> | <u>30</u> | <u>2,175</u> | <u>-</u> | <u>(80,000)</u> | <u>2,057,186</u> | <u>1,368,680</u> |
| NET CHANGE IN FUND BALANCE | <u>747,142</u> | <u>278,726</u> | <u>381,188</u> | <u>1,183,167</u> | <u>1,256,531</u> | <u>298,890</u> | <u>(36,263)</u> | <u>(223,569)</u> | <u>3,885,812</u> |
| FUND BALANCES AT | | | | | | | | | |
| BEGINNING OF YEAR | <u>9,025,143</u> | <u>2,566,354</u> | <u>3,108,357</u> | <u>6,464,985</u> | <u>7,592,678</u> | <u>3,510,135</u> | <u>606,154</u> | <u>10,620,868</u> | <u>43,494,674</u> |
| FUND BALANCES - ENDING | <u>\$ 9,772,285</u> | <u>\$ 2,845,080</u> | <u>\$ 3,489,545</u> | <u>\$ 7,648,152</u> | <u>\$ 8,849,209</u> | <u>\$ 3,809,025</u> | <u>\$ 569,891</u> | <u>\$ 10,397,299</u> | <u>\$ 47,380,486</u> |

The notes to the financial statements are an integral part of this statement.

IBERVILLE PARISH COUNCIL
Plaquemine, Louisiana

STATEMENT E

**Reconciliation of the Statement of Revenues,
Expenditures, and Changes in Fund Balances of Governmental Funds
to the Statement of Activities**

For the Year Ended December 31, 2019

Amounts reported for governmental activities in the statement of activities (page 18) are different because:

| | |
|--|--------------|
| Net Change in fund balances-Total governmental funds (page 20) | \$ 3,885,812 |
|--|--------------|

Governmental funds report capital outlay as expenditures. However, in the statement of activities the cost of those assets is allocated over their estimated useful lives and reported as depreciation expense. This is the amount by which capital outlays exceeded depreciation in the current period:

| | |
|--|------------------|
| Capital Outlay reported in Governmental Fund Statements | 11,868,902 |
| Depreciation Expense reported in the Statement of Activities | (6,985,490) |
| Net Book Value of Capital Assets Disposed (All assets were fully depreciated with no residual) | - |
| Amount by which capital outlays are greater than depreciation in the current period. | <u>4,883,412</u> |

The liability and expense for compensated absences are not reported in governmental funds. Payments for compensated absences are reported as salaries when they occur. Only the payment consumes current financial resources, and it would take a catastrophic event for this liability to become a current liability.

(58,915)

Non-employer contributions to cost-sharing pension plan

(896,847)

Pension expense

69,900

Annual OPEB (Other Post Employment Benefit) Expense

(1,307)

The issuance of long-term debt (e.g. bonds, leases) provides current financial resources to governmental funds, while the repayment of the principal of long term debt consumes the current financial resources of governmental funds. Neither transaction, however, has any effect on net position. Also, governmental funds report the effect of issuance costs, premiums, discounts, and similar items when debt is first issued, whereas these amounts are deferred and amortized in the statement of activities. This amount is the net effect of these differences in the treatment of long-term debt and related items.

| | |
|---|-------------------|
| The amount of long-term debt proceeds in the current year | (1,363,366) |
| Bond premium amortization | 88,164 |
| The amount of long-term debt principal payments in the current year | 1,889,853 |
| | <u>\$ 614,651</u> |

Change in net position of governmental activities (page 18)

\$ 8,496,706

The notes to the financial statements are an integral part of this statement.

IBERVILLE PARISH COUNCIL
Plaquemine, Louisiana
Statement of Net Position
PROPRIETARY FUND
December 31, 2019

STATEMENT F

| | Iberville Utility Department |
|--|---|
| ASSETS | |
| Current Assets: | |
| Cash and cash equivalents | \$ 3,730,112 |
| Accounts receivable (net of allowance for uncollectibles) | 1,060,609 |
| Inventory | 187,033 |
| Other assets | 274,730 |
| Total current assets | <u>5,252,484</u> |
| Restricted assets | |
| Customer Deposits | 549,252 |
| Total restricted assets | <u>549,252</u> |
| Noncurrent assets | |
| Capital assets | |
| Land | 271,624 |
| Plant | 34,567,034 |
| Building and improvements | 1,039,625 |
| Machinery and equipment | 1,733,671 |
| Construction in progress | 372,850 |
| Less accumulated depreciation | <u>(19,058,692)</u> |
| Total capital assets (net of accumulated depreciation) | 18,926,112 |
| Net pension asset | - |
| Total noncurrent assets | <u>18,926,112</u> |
| TOTAL ASSETS | <u>\$ 24,727,848</u> |
| DEFERRED OUTFLOWS - Pension Related | <u>695,983</u> |
| LIABILITIES | |
| Current liabilities: | |
| Accounts payable | 529,678 |
| Other liabilities | 23,996 |
| Current portion of notes payable | 113,783 |
| Current liabilities payable from restricted assets: | |
| Customer deposits payable | 486,594 |
| Total current liabilities | <u>1,154,051</u> |
| Non-Current liabilities: | |
| Notes payable | 596,614 |
| Net Pension Liability | 765,702 |
| Total non-current liabilities | <u>1,362,316</u> |
| TOTAL LIABILITIES | <u>2,516,367</u> |
| DEFERRED INFLOWS - Pension related | <u>48,745</u> |
| NET POSITION | |
| Net investment in capital assets | 18,215,715 |
| Unrestricted | 4,643,004 |
| TOTAL NET POSITION | <u><u>\$ 22,858,719</u></u> |

The notes to the financial statements are an integral part of this statement.

IBERVILLE PARISH COUNCIL
Plaquemine, Louisiana
Statement of Revenues, Expenses, and Changes in Net Position
PROPRIETARY FUND
For the Year of Ended December 31, 2019

STATEMENT G

| | <u>Iberville Utility Department</u> |
|--|---|
| OPERATING REVENUES: | |
| Charges for services | \$ 6,423,621 |
| Operating state grant | 20,000 |
| Other revenue | <u>108,308</u> |
| Total operating revenues | <u>6,551,929</u> |
| OPERATING EXPENSES: | |
| Purchase for resale | 1,773,464 |
| Salaries and wages | 1,812,747 |
| Depreciation and amortization | 978,419 |
| Contractual services | 335,080 |
| Repairs and maintenance | 288,741 |
| Materials and supplies | 831,757 |
| Other | <u>643,768</u> |
| Total operating expenses | <u>6,663,976</u> |
| Operating income (loss) | <u>(112,047)</u> |
| NONOPERATING REVENUES (EXPENSES): | |
| Interest earnings | 60,171 |
| Interest expense | (30,353) |
| Loss on disposal of assets | <u>(38,365)</u> |
| Total nonoperating revenue (expenses) | <u>(8,547)</u> |
| Income before contributed capital | <u>(120,594)</u> |
| Capital contributions | <u>90,280</u> |
| Change in Net Position | <u>(30,314)</u> |
| BEGINNING NET POSITON | <u>22,889,033</u> |
| NET POSITION END OF YEAR | <u><u>\$ 22,858,719</u></u> |

The notes to the financial statements are an integral part of this statement.

IBERVILLE PARISH COUNCIL
Plaquemine, Louisiana
Statement of Cash Flows
PROPRIETARY FUND
For the Year Ended December 31, 2019

STATEMENT H

| | <u>Iberville Utility Department</u> |
|---|---|
| CASH FLOWS FROM OPERATING ACTIVITIES | |
| Receipts from customers and users | \$ 6,650,378 |
| Receipts from customers for deposits | 10,045 |
| Other operating revenue | 20,000 |
| Payments to suppliers | (4,020,174) |
| Payments to employees | (1,643,599) |
| NET CASH FLOW PROVIDED BY OPERATING ACTIVITIES | <u>1,016,650</u> |
| CASH FLOWS FROM CAPITAL AND RELATED FINANCING ACTIVITIES | |
| Principal payments on loan | (146,748) |
| Proceeds on loans | 542,145 |
| Interest paid on loans | (30,953) |
| Capital contributions | 90,280 |
| Loss on disposal | 38,769 |
| Purchase of capital assets | (2,226,137) |
| NET CASH PROVIDED (USED) BY CAPITAL INVESTING ACTIVITIES | <u>(1,732,644)</u> |
| CASH FLOWS FROM INVESTING ACTIVITIES | |
| Inventory | (30,626) |
| Interest received | 60,171 |
| NET CASH PROVIDED (USED) BY CAPITAL INVESTING ACTIVITIES | <u>29,545</u> |
| NET INCREASE IN CASH AND CASH EQUIVALENTS | (686,449) |
| CASH AND CASH EQUIVALENTS, JANUARY 1, 2019 | <u>4,965,813</u> |
| CASH AND CASH EQUIVALENTS, DECEMBER 31, 2019 | <u>\$ 4,279,364</u> |

The notes to the financial statements are an integral part of this statement.

IBERVILLE PARISH COUNCIL
Plaquemine, Louisiana
Statement of Cash Flows
PROPRIETARY FUND
For the Year Ended December 31, 2019

STATEMENT H

| | <u>Iberville Utility Department</u> |
|--|---|
| RECONCILIATION OF OPERATING INCOME TO NET CASH PROVIDED (USED) BY OPERATING ACTIVITIES | |
| Operating income | \$ (112,047) |
| Adjustments to reconcile operating income to net cash provided (used) by operating activities: | |
| Depreciation and amortization expense | 978,419 |
| (Increase) decrease in accounts receivable | 130,223 |
| (Increase) decrease in other assets | 1,410 |
| (Increase) decrease in deferred outflows- pension | (418,588) |
| Increase (decrease) in accounts payable | (150,144) |
| Increase (decrease) in other payables | 2,780 |
| Increase (decrease) in net pension liability | 887,074 |
| Increase (decrease) in deferred inflows - pension | (312,522) |
| Increase (decrease) in customer deposits payable | 10,045 |
| Total adjustments | <u>1,128,697</u> |
| NET CASH PROVIDED BY OPERATING ACTIVITIES | <u><u>\$ 1,016,650</u></u> |
| Reconciliation of Cash and Cash Equivalents to Statement of Net Position: | |
| Cash and cash equivalents | \$ 3,730,112 |
| Restricted cash and cash equivalents | <u>549,252</u> |
| Total Cash and Cash Equivalents, December 31, 2019 | <u><u>\$ 4,279,364</u></u> |

The notes to the financial statements are an integral part of this statement.

IBERVILLE PARISH COUNCIL
 Plaquemine, Louisiana
 Statement of Fiduciary Responsibilities
 AGENCY FUNDS
 December 31, 2019

STATEMENT I

| | <u>Sales Tax Agency Fund</u> |
|---------------------------------|----------------------------------|
| ASSETS | |
| Cash and Short-term investments | \$ 6,243,367 |
| Receivables | <u>362,965</u> |
| TOTAL ASSETS | <u><u>\$ 6,606,332</u></u> |
| LIABILITIES: | |
| Sales taxes payable | \$ 6,606,332 |
| Other payables | <u>-</u> |
| TOTAL LIABILITIES | <u><u>\$ 6,606,332</u></u> |

The notes to the financial statements are an integral part of this statement.

Notes To Financial Statements



Bayou Goula Splash Pad

IBERVILLE PARISH COUNCIL
Plaquemine, Louisiana
Notes to the Financial Statements
December 31, 2019

INTRODUCTION

The Iberville Parish Council is the governing authority for Iberville Parish and is a political subdivision of the State of Louisiana. The citizens of Iberville Parish, on January 18, 1997, approved a Home Rule Charter, which created a President-Council form of government. The Louisiana Secretary of State certified the Home Rule Charter on January 21, 1997. A president, representing the parish as a whole and 13 councilmen representing their various districts within the parish govern the Iberville Council. Both the Parish President and Councilmen serve four-year terms.

Louisiana Revised Statute 33:1236 gives the Council various powers in regulating and directing the affairs of the parish and its inhabitants. The more notable of those are the power to make regulations for its own government; to regulate the construction and maintenance of roads, bridges, and drainage systems; to regulate the sale of alcoholic beverages; and to provide for the health and welfare of the poor, disadvantaged, and unemployed in the parish. Ad valorem and sales taxes, beer and alcoholic beverage permits, state revenue sharing, and various other state and federal grants provide funding to accomplish these tasks.

Iberville Parish covers an area of 637 square miles and has a population of 32,511 as of July of 2019. The Iberville Parish Council maintains 137 miles of roads, and 198 employees are employed full time by the Council.

NOTE 1 – SUMMARY OF SIGNIFICANT ACCOUNTING POLICIES

A. Description of government-wide financial statements

The government-wide financial statements (i.e., the statement of net position and the statement of activities) report information on all of the non-fiduciary activities of the primary government and its component units. All fiduciary activities are reported only in the fund financial statements. *Governmental activities*, which normally are supported by taxes, intergovernmental revenues, and other non-exchange transactions, are reported separately from *business-type activities*, which rely to a significant extent on fees and charges to external customers for support. Likewise, the *primary government* is reported separately from certain legally separate *component units* for which the primary government is financially accountable.

B. Reporting Entity

As the governing authority of the parish, for reporting purposes, the Iberville Parish Council is the financial reporting entity for Iberville Parish. The financial reporting entity consists of (a) the primary government (Council), (b) organizations for which the primary government is financially accountable and (c) other organizations for which the nature and significance of their relationship with the primary government are such that exclusion would cause the reporting entity's financial statements to be misleading or incomplete.

IBERVILLE PARISH COUNCIL
Plaquemine, Louisiana
Notes to the Financial Statements
December 31, 2019

NOTE 1 - SUMMARY OF SIGNIFICANT ACCOUNTING POLICIES (Continued)

B. Reporting Entity (Continued)

Governmental Accounting Standards Board (GASB) Statement No. 61, Iberville Parish Council: Omnibus, and Amendment of GASB Statement No. 14, established criteria for determining the governmental Iberville Parish Council and component units that should be included within the Iberville Parish Council.

These criteria include:

1. Appointing a voting majority of an organization's governing body, and
 - a. The ability of the Parish Council to impose its will on that organization and/or
 - b. The potential for the organization to provide specific financial benefits to or impose specific financial burdens on the Iberville Parish Council.
2. Organizations for which the Parish Council does not appoint a voting majority, but are fiscally dependent on the Parish Council.
3. Organizations for which the reporting entity financial statements would be misleading if data of the organization is not included because of the nature or significance of the relationship.

Based on the previous criteria, the Parish Council has determined that the following component units are part of the reporting entity:

Blended Component Unit. The Iberville Parish blended component units serve the citizens of Iberville Parish and are governed by the Iberville Parish Council. The Iberville Parish Council approves the rates for user charges and bond issuance authorizations and the legal liability for the general obligation portion of the blended component unit's debt remains with the government.

| <i>Blended Component Unit</i> | <i>Fiscal Year End</i> | <i>Criteria Used</i> |
|--|------------------------|----------------------|
| Iberville Parish Utility Department P.O. Box 99 Plaquemine, LA 70764 | December 31, 2019 | 1 and 3 |
| 18 th Judicial District Criminal Court Fund P.O. Box 423 Plaquemine, LA 70764 | December 31, 2019 | 3 |

IBERVILLE PARISH COUNCIL
Plaquemine, Louisiana
Notes to the Financial Statements
December 31, 2019

NOTE 1 - SUMMARY OF SIGNIFICANT ACCOUNTING POLICIES (Continued)

B. Reporting Entity (Continued)

Discretely Presented Component Unit. The Iberville Parish discretely presented component units are responsible for serving the citizens of Iberville Parish within the government's jurisdiction. The members of the discretely presented component unit's governing board either are elected by the citizens of Iberville Parish or appointed by the Iberville Parish Council.

| <i>Discretely Presented Component Unit</i> | <i>Fiscal Year End</i> | <i>Criteria Used</i> |
|--|------------------------|----------------------|
| Iberville Parks and Recreation District P.O. Box 1060 Plaquemine, LA 70764 | December 31, 2019 | 1 and 3 |
| Iberville Parish Library P.O. Box 736 Plaquemine, La 70764 | December 31, 2019 | 1 and 3 |

Complete financial statements for each of the individual component units may be obtained at the entity's administrative offices.

The Parish Council, as the reporting entity, has chosen to issue financial statements of the primary government (Parish Council) only, except for the inclusion of the Eighteenth Judicial District Criminal Court Fund, the Eighteenth Judicial District Drug Court Fund and the Iberville Parish Utility System, whose accounting records are maintained by the Parish Council and are considered part of the primary government. The other previously listed component units are included in the accompanying financial statements by discrete presentation only.

GASB Statement No. 61 provides for the issuance of primary government financial statements that are separate from those of the reporting entity. However, the primary government's (Parish Council) financial statements are not a substitute for the reporting entity's financial statements. The accompanying primary government financial statements have been prepared in conformity with generally accepted accounting principles as applied to governmental units. These financial statements are not intended to and do not report on the reporting entity but rather are intended to reflect only the financial statements of the primary government (Parish Council). Considered in the determination of component units of the reporting entity were the Iberville Parish Sheriff, Clerk of Court, Assessor, School Board, the District Attorney for the Eighteenth Judicial District, and the various municipalities in the parish. It was determined that these governmental entities are not component units of the Iberville Parish Council reporting entity because they have separately elected governing bodies, are legally separate, and are fiscally independent of the Iberville Parish Council. A request for a separate financial statement for each component unit may be obtained by mail using the addresses above.

IBERVILLE PARISH COUNCIL
Plaquemine, Louisiana
Notes to the Financial Statements
December 31, 2019

NOTE 1 - SUMMARY OF SIGNIFICANT ACCOUNTING POLICIES (Continued)

C. Basis of Presentation – Government-wide Financial Statements

While separate government-wide and fund financial statements are presented, they are interrelated. The governmental activities column incorporates data from governmental funds, while business-type activities incorporate data from the government's enterprise funds. Separate schedules are provided for governmental funds, proprietary funds, and fiduciary funds.

As a general rule, the effect of inter-fund activity has been eliminated from the government-wide financial statements.

D. Basis of Presentation - Fund Financial Statements

Iberville Parish uses funds to maintain its financial records during the fiscal year. Fund accounting is designed to demonstrate legal compliance and to aid management by segregating transactions related to certain council functions and activities. A fund is defined as a separate fiscal and accounting entity with a self-balancing set of accounts.

Governmental Funds. Governmental funds are used to account for all or most of the Parish Council's general government activities, including the collection and disbursement of specific or legally restricted monies, the acquisition of construction or capital assets, and the servicing of debt. These funds use a modified accrual basis of accounting.

Governmental funds include the following:

The *general fund* is the general operating fund of the Parish Council and accounts for all financial resources except those required to be accounted for in other funds.

The *special revenue funds* account for the proceeds of specific revenue sources that are legally restricted to expenditures for specified purposes. In addition, the General Fund of each component unit is reported as a special revenue fund.

The *debt service funds* account for transactions relating to resources retained and used for the payment of principal, interest, and related cost on long-term debt.

The *capital project funds* account for financial resources received and used for the acquisition, construction or improvement of capital facilities not reported in the other governmental funds.

Proprietary Funds. *Proprietary funds* are used to account for activities similar to those found in the private sector, where the determination of net income is necessary or useful to sound financial administration. Proprietary funds differ from governmental funds in that their focus is on income measurement, which, together with the maintenance of equity, is an important financial indicator. Proprietary funds are accounted for on the flow of economic resources measurement focus and use the accrual basis of accounting. Under this method, revenues are

IBERVILLE PARISH COUNCIL
Plaquemine, Louisiana
Notes to the Financial Statements
December 31, 2019

NOTE 1 – SUMMARY OF SIGNIFICANT ACCOUNTING POLICIES (Continued)

D. Basis of Presentation - Fund Financial Statements (Continued)

recorded when earned and expenses are recorded at the time liabilities are incurred. Proprietary funds include the following:

1. Enterprise funds account for operations (a) where the intent of the governing body is that the costs (expenses, including depreciation) of providing goods or services to the general public on a continuing basis be financed or recovered primarily through user charges; or (b) where the governing body has decided that periodic determination of revenues earned, expenses incurred, and/or net income is appropriate for capital maintenance, public policy, management control, accountability, or other purposes.

Fiduciary Funds. *Fiduciary funds* are used to account for assets held on behalf of outside parties, including other governments, or on behalf of other funds within the Parish Council. Fiduciary funds include the following:

1. Agency funds are used to account for assets that the Parish Council holds on behalf of others as their agent. Agency funds are custodial in nature (assets equal liabilities) and do not involve measurement of results of operations; therefore, these funds use an accrual basis of accounting. Iberville Parish reports one agency fund, the Sales Tax fund. Iberville Parish remits payments to other entities on behalf of the Sales Tax Agency.

The government-wide financial statements (i.e., the statement of the net position and the statement of activities) report information on all of the non-fiduciary activities of the Iberville Parish Council and its component units. For the most part, the effect of the inter-fund activity has been removed from these statements. *Governmental activities*, which normally are supported by taxes and intergovernmental revenues, are reported separately from *business-type activities*, which rely to a significant extent on fees and charges for support. Likewise, the *Iberville Parish Council* is reported separately from certain legally separate *component units* for which the Iberville Parish Council is financially accountable.

The statement of activities demonstrates the degree to which the direct expenses of a given function or segments are offset by program revenues. *Direct expenses* are those that are clearly identifiable with a specific function or segment. *Program revenues* include 1) charges to customers or applicants who purchase, use, or directly benefit from goods, services, or privileges provided by a given function or segment and 2) grants and contributions that are restricted to meeting the operational or capital requirements of a particular function or segment. Taxes and other items not properly included among program revenues are reported instead as *general revenues*.

Separate financial statements are provided for governmental funds, proprietary funds, and fiduciary funds, even though the latter are excluded from the government-wide financial statements. Major individual governmental funds and major individual enterprise funds are reported as separate columns in the fund financial statements.

IBERVILLE PARISH COUNCIL
Plaquemine, Louisiana
Notes to the Financial Statements
December 31, 2019

NOTE 1 – SUMMARY OF SIGNIFICANT ACCOUNTING POLICIES (Continued)

E. Measurement Focus, Basis of Accounting, and Financial Statement Presentation

The government-wide financial statements are reported using the economic resources measurement focus and the accrual basis of accounting, as are the proprietary fund and fiduciary fund financial statements. Revenues are recorded when earned and expenses are recorded when a liability is incurred, regardless of the timing of related cash flows. Property taxes are recognized as revenues in the year for which they are levied. Grants and similar items are recognized as revenue as soon as eligibility requirements imposed by the provider have been met.

Governmental fund financial statements are reported using the current financial resources measurement focus and the modified accrual basis of accounting. Revenues are recognized as soon as they are both measurable and available. Revenues are considered to be available when they are collectible within the current period or soon enough thereafter to pay liabilities of the current period. For this purpose, the government considers revenues to be available if they are collected within 60 days of the end of the current fiscal period. Expenditures generally are recorded when a liability is incurred, as under accrual accounting. However, debt service expenditures, as well as, expenditures related to compensated absences, claims and judgments are recorded only when payment is due.

Property taxes, franchise taxes, licenses, and interest associated with the current fiscal period are all considered to be susceptible to accrual and have been recognized as revenues of the current fiscal period. Only the portion of special assessments receivable due within the current fiscal period is considered to be susceptible to accrual as revenue of the current period. All other revenue items are considered to be measurable and available only when the government receives cash.

Iberville Parish reports the following major governmental funds:

The *General fund* is the parish's primary operating fund. It accounts for all financial resources of the general government, except those required to be accounted for in another fund. This fund is supported by Sales and Property tax revenue.

The *Drainage Maintenance fund* is the parish's primary fund for maintenance of drainage facilities throughout the parish. This fund is supported by parish-wide property tax revenue.

The *Public Building Maintenance fund* accounts for operation and maintenance of all parish owned buildings through a 3 mill ad valorem tax.

The *Sales Tax Roads fund* is the parish's primary fund for maintenance and outlay of roads and bridges throughout the parish. This fund is supported by parish-wide sales tax revenue.

The *Solid Waste fund* is the parish's fund for garbage collection and disposal. This fund is supported by parish-wide sales tax revenue.

IBERVILLE PARISH COUNCIL
Plaquemine, Louisiana
Notes to the Financial Statements
December 31, 2019

NOTE 1 – SUMMARY OF SIGNIFICANT ACCOUNTING POLICIES (Continued)

E. Measurement Focus, Basis of Accounting, and Financial Statement Presentation (Continued)

The *Iberville Medical Complex fund* accounts for revenues and expenditures relating to the maintenance and operation of the Iberville Medical Complex the parish's fund for garbage collection and disposal. This fund is supported by rent revenue from lessee.

The *Capital Improvement Fund* accounts for all capital expenditures in relation to general government. Those expenditures include infrastructure, equipment and buildings. This fund is supported by Sales Tax revenue.

The government reports the following major proprietary fund:

The *Utility Department fund* accounts for the sale of natural gas and water to customers within the Parish of Iberville.

Governments have the option of following subsequent private-sector guidance for their business-type activities and enterprise funds, subject to the same limitation. The government has elected not to follow subsequent private-sector guidance.

As a general rule the effect of inter-fund activity has been eliminated from the government-wide financial statements. Exceptions to this general rule are payments-in-lieu of taxes and other charges between the government's utility department and various other functions of the government. Elimination of these charges would distort the direct costs and program revenues reported for the various functions concerned.

Amounts reported as *program revenues* include 1) charges to customers or applicants for goods, services, or privileges provided, 2) operating grants and contributions, and 3) capital grants and contributions, including special assessments. Internally dedicated resources are reported as *general revenues* rather than as program revenues. Likewise, general revenues include all taxes.

Proprietary funds distinguish *operating* revenues and expenses from *non-operating* items. Operating revenues and expenses generally result from providing services and producing and delivering goods in connection with a proprietary fund's principal ongoing operations. The principal operating revenues of the Utility Department Enterprise Fund are charges to customers for sales and services. Operating expenses for enterprise funds include the cost of sales and services, administrative expenses, and depreciation on capital assets. All revenues and expenses not meeting this definition are reported as non-operating revenues and expenses.

When both restricted and unrestricted resources are available for use, it is Iberville's policy to use restricted resources first, then unrestricted resources as they are needed.

IBERVILLE PARISH COUNCIL
Plaquemine, Louisiana
Notes to the Financial Statements
December 31, 2019

NOTE 1 – SUMMARY OF SIGNIFICANT ACCOUNTING POLICIES (Continued)

**E. Measurement Focus, Basis of Accounting, and Financial Statement Presentation
(Continued)**

Basis of Accounting

The accounting and financial reporting treatment applied to a fund is determined by its measurement focus. Governmental fund types use the flow of current financial resources measurement focus and modified accrual basis of accounting. Under the modified accrual basis of accounting, revenues are recognized when measurable and available. “Measurable” meaning the amount of the transaction can be determined and “available” meaning collectible within the current period or soon enough thereafter to pay liabilities of the current period.

The Iberville Parish Council considers all revenue available if collected within 60 days after year-end. Expenditures are recorded when the related fund liability is incurred, except for unmatured interest on general long-term debt which is recognized when due, and certain compensated absences and claims and judgments which are recognized when obligations are expected to be liquidated with expendable available financial resources. Compensated absences are reported in governmental funds only if they have matured. All governmental funds are accounted for using a current financial resources measurement focus. With this measurement focus, only current assets and current liabilities are generally included on the balance sheet. Operating statements of these funds present increases and decreases in net current assets. The modified accrual funds use the following practices in recording revenues and expenditures:

Revenues. Ad valorem taxes and the related state revenue sharing (which is based on population and homesteads in the parish) are recorded in the year the taxes are assessed. Ad valorem taxes are due on a calendar year basis, levied on November 15th of each year, and become delinquent on December 31st. The taxes are generally collected in December of the current year and January and February of the ensuing year.

Federal and state grants are recorded when the parish is entitled to the funds.

Interest income on time deposits are recorded when the time deposits have matured and the income is available.

Substantially all other revenues are recorded when received.

Expenditures. Expenditures are generally recognized under the modified accrual basis of accounting when the related fund liability is incurred, except for principal and interest on general long-term debt which are recognized when due and compensated absences which are recognized when paid. Encumbrances are not recorded in the accounting records since no material amounts exist at year-end.

IBERVILLE PARISH COUNCIL
Plaquemine, Louisiana
Notes to the Financial Statements
December 31, 2019

NOTE 1 – SUMMARY OF SIGNIFICANT ACCOUNTING POLICIES (Continued)

E. Measurement Focus, Basis of Accounting, and Financial Statement Presentation (Continued)

Other Financing Sources (Uses). Transfers between funds, which are not expected to be repaid (and any other financing source/use) are accounted for as other financing sources (uses). Transfers are recorded when received or paid.

All proprietary funds are accounted for on a flow of economic resources measurement focus and a determination of net income and capital maintenance. With this measurement focus, all assets and all liabilities associated with the operation of these funds are included on the balance sheet. The proprietary funds use the accrual basis of accounting. Revenues are recognized when earned and expenses are recognized at the time liabilities are incurred.

F. Assets, Liabilities, and Net Position or Equity

Basis of Presentation

The accompanying financial statements of the Iberville Parish Council have been prepared in conformity with Generally Accepted Accounting Principles (GAAP) as applied to governmental units. The Governmental Accounting Standards Board (GASB) is the accepted standard-setting body for establishing governmental accounting and financial reporting principles.

Deposits and Investments. Iberville Parish cash management pool has the general characteristic of a demand deposit account in that the governmental enterprise may deposit additional cash at any time and withdraw cash at any time without prior notice or penalty. Cash includes amounts in demand deposits, interest-bearing demand deposits, treasury bills and money market accounts. All Parish Council deposits are short-term and considered cash equivalents. Under state law, the Parish Council may deposit funds in demand deposits, interest-bearing demand deposits, money market accounts, or time deposits with state banks organized under Louisiana law and national banks having principal offices in Louisiana.

Investments for Iberville Parish, as well as for its component units, are reported at fair value. The Louisiana Asset Management Pool (LAMP) operates in accordance with appropriate state laws and regulations. The reported value of the pool is the same as the fair value of the pool shares.

Under state law, the Iberville Parish Council may invest in United States Bonds, treasury notes and/or certificates. These are classified as investments if their original maturities exceed 90 days; however, if the original maturities are 90 days or less, they are classified as cash equivalents. Investments are stated at fair value.

IBERVILLE PARISH COUNCIL
Plaquemine, Louisiana
Notes to the Financial Statements
December 31, 2019

NOTE 1 – SUMMARY OF SIGNIFICANT ACCOUNTING POLICIES (Continued)

F. Assets, Liabilities, and Net Position or Equity (Continued)

Receivables and Payables. Activity between funds that are representative of lending/borrowing arrangements outstanding at the end of the fiscal year are referred to as either “due to/due from” (i.e., the current portion of inter-fund loans) or “advances to/from other funds” (i.e., the non-current portion of inter-fund loans). All other outstanding balances between funds are reported as “due to/from other funds.” Any residual balances outstanding between the governmental activities and business type activities are reported in the government-wide financial statements as “internal balances.”

Advances between funds, as reported in the fund financial statements, are offset by fund balance in applicable governmental funds to indicate that they are not available for appropriation and are not expendable available financial resources.

Restricted Assets. Customer deposits are classified as restricted.

Deferred Outflows/Inflows of Resources. In addition to assets, the statement of financial position will sometimes report a separate section for deferred outflows of resources. This separate financial statement element, *deferred outflows of resources*, represents a consumption of net position that applies to a future period and will not be recognized as an outflow of resources (expenses/expenditures) until then.

In addition to liabilities, the statement of financial position will sometimes report a separate section for deferred inflows of resources. This separate financial statement element, *deferred inflows of resources*, represents an acquisition of net position that applies to future period(s) and will not be recognized as an inflow of resources (revenue) until that time.

Capital Assets. Capital assets, which include property, plant and equipment, are reported in the applicable governmental or business-type activities columns in the government-wide financial statements. Capital assets are defined by the government as assets with an initial, individual cost of more than \$5,000 (amount not rounded) and estimated useful lives in excess of 1 year. Such assets are recorded at historical cost or estimated historical cost if purchased or constructed. Donated capital assets are recorded at acquisition value at the date of donation.

The costs of normal maintenance and repairs that do not add to the value of the asset or materially extend assets lives are not capitalized.

Major outlays for capital assets and improvements are capitalized as projects are constructed. Interest incurred during the construction phase of capital assets of business-type activities is included as part of the capitalized value of the assets constructed.

Property, Plant and Equipment for the primary government, as well as the component units and enterprise funds are depreciated using the straight line method using the following useful lives:

IBERVILLE PARISH COUNCIL
Plaquemine, Louisiana
Notes to the Financial Statements
December 31, 2019

NOTE 1 – SUMMARY OF SIGNIFICANT ACCOUNTING POLICIES (Continued)

F. Assets, Liabilities, and Net Position or Equity (Continued)

| <u>Asset Class</u> | <u>Governmental Funds</u> | <u>Enterprise Funds</u> |
|-----------------------------|----------------------------------|--------------------------------|
| Buildings | 40 Years | 25-50 Years |
| Water/Gas/Sewerage Systems | N/A | 05-50 Years |
| Furniture and Fixtures | 5 Years | 03-15 Years |
| Vehicles | 5 Years | 04-08 Years |
| Roadways and infrastructure | 25 Years | N/A |

Compensated Absences. Substantially all employees of the Parish Council earn from 10 to 20 days of vacation leave each year depending on their length of service. Vacation leave of up to 60 days may be accumulated. Upon resignation or retirement, employees are paid for accumulated vacation leave not to exceed 60 days. Substantially all employees of the Parish Council earn 10 days of sick leave each year. Sick leave can be accumulated without limitation.

Upon retirement, unused sick leave of up to 45 days is paid to the employee at the employee's current rate of pay. Sick leave in excess of 45 days is forfeited. All vacation pay is accrued when incurred in the government-wide, proprietary, and fiduciary fund financial statements. Most component units have adopted policies similar to the Parish Council or have no regular employees and no formal policies for vacation and sick leave.

The cost of current leave privileges, computed in accordance with GASB Codification Section C60, is recognized as current-year expenditure in the governmental funds when leave is actually taken. The cost of leave privileges not requiring current resources is recorded as a long term liability. Leave privileges associated with employees of the proprietary funds are recorded as a fund liability and operating expenses on Statements A and F. Compensated Absences are reported in governmental funds only if matured.

Long Term Obligations. In the government-wide financial statements and proprietary fund types in the fund financial statements, long-term debt and other long-term obligations are reported as liabilities in the applicable governmental activities, business-type activities, or proprietary fund statement of net position. Bond issue costs are expensed under GASB 65. Bonds payable are reported net of applicable bond premium or discount.

In the fund financial statements, the governmental fund recognizes bond premiums and discounts, as well as bond issuance costs, during the current period. The face amount of debt issued is reported as other financing sources. Premiums received on debt issuances are reported as other financing sources while discounts on debt issuances are reported as other financing uses. Issuance costs, whether or not withheld from the actual debt proceeds received, are reported as debt service expenditures.

IBERVILLE PARISH COUNCIL
Plaquemine, Louisiana
Notes to the Financial Statements
December 31, 2019

NOTE 1 – SUMMARY OF SIGNIFICANT ACCOUNTING POLICIES (Continued)

F. Assets, Liabilities, and Net Position or Equity (Continued)

Net Position

In the statement of net position, the difference between a government's assets and liabilities is recorded as net position. The three components of net position are as follows:

Net Invested in Capital Assets. The amount consists of capital assets net of accumulated depreciation and reduced by outstanding debt attributed to the acquisition, construction or improvement of the assets.

Restricted Net Position. These amounts are restricted by external creditors, grantors, contributors, laws or regulations of other governments.

Unrestricted Net Position. This amount is all net positions that do not meet the definition of "net invested in capital assets" or "restricted net position."

Fund Equity

Fund Balance Flow Assumptions. Sometimes the government will fund outlays for a particular purpose from both restricted and unrestricted resources (the total of committed, assigned, and unassigned fund balance). In order to calculate the amounts to report as restricted, committed, assigned, and unassigned fund balance in the governmental fund financial statements a flow assumption must be made about the order in which the resources are considered to be applied. It is the government's policy to consider restricted fund balance to have been depleted before using any of the components of unrestricted fund balance. Further, when the components of unrestricted fund balance can be used for the same purpose, committed fund balance is depleted first, followed by assigned fund balance. Unassigned fund balance is applied last.

Fund balance policies. Fund balance of governmental funds is reported in various categories based on the nature of any limitations requiring the use of resources for specific purposes. The government itself can establish limitations on the use of resources through either a commitment (committed fund balance) or an assignment (assigned fund balance).

The committed fund balance classification includes amounts that can be used only for the specific purposes determined by a formal action of the government's highest level of decision-making authority. The governing council is the highest level of decision-making authority for the government that can, by adoption of an ordinance prior to the end of the fiscal year, commit fund balance. Once adopted, the limitation imposed by the ordinance remains in place until a similar action is taken (the adoption of another ordinance) to remove or revise the limitation.

IBERVILLE PARISH COUNCIL
Plaquemine, Louisiana
Notes to the Financial Statements
December 31, 2019

NOTE 1 – SUMMARY OF SIGNIFICANT ACCOUNTING POLICIES (Continued)

F. Assets, Liabilities, and Net Position or Equity (Continued)

Amounts in the assigned fund balance classification are intended to be used by the government for specific purposes but do not meet the criteria to be classified as committed. The Parish Council has by ordinance authorized the finance director to assign fund balance. The Council may also assign fund balance as it does when appropriating fund balance to cover a gap between estimated revenue and appropriations in the subsequent year's appropriated budget. Unlike commitments, assignments generally only exist temporarily. In other words, an additional action does not normally have to be taken for the removal of an assignment. Conversely, as discussed above, an additional action is essential to either remove or revise a commitment.

Capital Contributions

Capital contributions are recorded in proprietary funds that have received capital grants or contributions from developers, customers, or other funds when such resources are restricted for the acquisition or construction of capital assets.

Reserves

Reserves represent those portions of fund equity not available for expenditure or legally segregated for a specific future use.

IBERVILLE PARISH COUNCIL
Plaquemine, Louisiana
Notes to the Financial Statements
December 31, 2019

NOTE 1 – SUMMARY OF SIGNIFICANT ACCOUNTING POLICIES (Continued)

F. Assets, Liabilities, and Net Position or Equity (Continued)

| | Major Special Revenue Funds | | | | | | | Other Governmental Funds | Total |
|----------------------------|-----------------------------|--------------|-----------------------------|-----------------|--------------|---------------------------|---------------------|--------------------------|---------------|
| | General Fund | Drainage | Public Building Maintenance | Sales Tax Roads | Solid Waste | Iberville Medical Complex | Capital Improvement | | |
| Fund balances: | | | | | | | | | |
| Non Spendable | | | | | | | | | |
| General Fund | \$ 43,766 | \$ - | \$ - | \$ - | \$ - | \$ - | \$ - | \$ - | 43,766 |
| Drainage | | | | | | | | | - |
| Building Maintenance | | | 2,344 | | | | | | 2,344 |
| Road Maintenance | | | | 25 | | | | | 25 |
| Solid Waste Disposal | | | | | | | | | - |
| Other Purposes | | | | | | | | 9,697 | 9,697 |
| Restricted for: | | | | | | | | | - |
| Loss Contingency | 100,000 | | | | | | | | 100,000 |
| Drainage | | 2,845,080 | | | | | | - | 2,845,080 |
| Building Maintenance | | | 3,487,201 | | | | | | 3,487,201 |
| Road Maintenance | | | | 7,648,127 | | | | 545,323 | 8,193,450 |
| Solid Waste Disposal | | | | | 8,849,209 | | | | 8,849,209 |
| Iberville Medical Complex | | | | | | 3,809,025 | | | 3,809,025 |
| Health & Welfare | | | | | | | | 84,335 | 84,335 |
| Fire Protection | | | | | | | | 4,290,377 | 4,290,377 |
| Debt Service | | | | | | | | 2,847,348 | 2,847,348 |
| Capital Projects | | | | | | | 569,891 | 248,085 | 817,976 |
| Criminal Court | | | | | | | | 138,844 | 138,844 |
| Tourism | | | | | | | | 160,600 | 160,600 |
| Emergency 911 Service | | | | | | | | 1,045,150 | 1,045,150 |
| Other Purposes | | | | | | | | 44,141 | 44,141 |
| Committed to: | | | | | | | | | - |
| Vehicle & Replacement Fund | | | | | | | | 771,312 | 771,312 |
| Capital Projects | | | | | | | | 110,000 | 110,000 |
| Other Purposes | | | | | | | | 102,087 | 102,087 |
| Unassigned: | 9,628,519 | - | - | - | - | - | - | - | 9,628,519 |
| Total fund balances | \$ 9,772,285 | \$ 2,845,080 | \$ 3,489,545 | \$ 7,648,152 | \$ 8,849,209 | \$ 3,809,025 | \$ 569,891 | \$ 10,397,299 | \$ 47,380,486 |

IBERVILLE PARISH COUNCIL
Plaquemine, Louisiana
Notes to the Financial Statements
December 31, 2019

NOTE 1 – SUMMARY OF SIGNIFICANT ACCOUNTING POLICIES (Continued)

G. Pension Plans

The Iberville Parish Council is a participating employer in a cost-sharing, multiple defined benefit pension plan as described in Note N. For purposes of measuring the pension liability/asset deferred outflows of resources and deferred inflows of resources related to pensions, and pension expense, information about the fiduciary net position of each of the plans, and additions to/deductions from the plan's net fiduciary net position have been determined on the same basis as they are reported by the plan. For this purpose, benefit payments (including refunds of employee contributions) are recognized when due and payable in accordance with the benefit terms. Investments have been reported at fair value within the plan.

H. Other Items

Inter-fund Transactions

Inter-fund services are accounted for as revenues, expenditures, or expenses. Transactions that constitute reimbursements to a fund for expenditures/expenses initially made from it that are properly applicable to another fund are recorded as expenditures/expenses in the reimbursing fund and as reductions of expenditures/expenses in the fund that is reimbursed.

Sales Taxes

The Agency-Sales and Use Tax Fund accounts for the collection and distribution of sales and use taxes for the Parish Council, Iberville Parish School Board, and various municipalities within the parish. The agency fund is custodial in nature (assets equal liabilities) and does not involve measurement of results of operations.

The cost of collection is transferred to the General Fund of the Parish Council, and the remaining tax collections are remitted as follows:

| | | |
|---------------------------------------|-----------|----------|
| <u>Iberville Parish Council</u> | | |
| For Solid Waste Collection & Disposal | 100% | of 1/3% |
| <u>Iberville Parish School Board</u> | 100% | of 2% |
| <u>Parish and Municipalities:</u> | | |
| Iberville Parish Council | 52.4541% | of 1 % |
| City of Plaquemine | 23.6507 % | of 1 % |
| Town of White Castle | 6.5153% | of 1 % |
| Town of Maringouin | 4.2253% | of 1 % |
| Village of Grosse Tete | 2.2432 % | of 1 % |
| Village of Rosedale | 2.5211% | of 1% |
| Iberville Parish Council | 62.0439% | of 2/3% |
| City of Plaquemine | 23.1441 % | of 2/3 % |
| Town of White Castle | 6.7699 % | of 2/3 % |

IBERVILLE PARISH COUNCIL
Plaquemine, Louisiana
Notes to the Financial Statements
December 31, 2019

NOTE 1 – SUMMARY OF SIGNIFICANT ACCOUNTING POLICIES (Continued)

H. Other Items (Continued)

Parish and Municipalities:

| | | |
|--------------------------|----------|---------|
| Town of Maringouin | 3.7006% | of 2/3% |
| Village of Grosse Tete | 1.7424% | of 2/3% |
| Iberville Parish Council | 52.4541% | of 1 % |
| Village of Grosse Tete | 2.2432% | of 1 % |
| Town of Maringouin | 4.2253% | of 1 % |
| City of Plaquemine | 23.6507% | of 1 % |
| Village of Rosedale | 2.5211% | of 1 % |

Parish and Municipalities:

| | | |
|----------------------|---------|--------|
| Town of White Castle | 6.5153% | of 1 % |
| City of St. Gabriel | 8.3903% | of 1 % |

Risk Management. Iberville Parish is exposed to various risks of loss related to torts; theft of, damage to and destruction of assets; errors and omissions; and natural disasters for which Iberville Parish carries commercial insurance. Iberville Parish has established a limited risk management program for workers' compensation. Premiums are paid into the general fund by all other funds that provide salaries and fringe benefits and are available to pay claims, claim reserves and administrative costs of the program. These inter-fund premiums are used to reduce the amount of claims expenditure reported general fund. As of December 31, 2019, such inter-fund premiums did not exceed reimbursable expenditures. Insurance settlements have not exceeded insurance coverage for each of the last three years.

Use of Estimates. The preparation of financial statement in conformity with generally accepted accounting principles require management to make estimates and assumptions that affect the reported amounts of assets and liabilities and disclosure of contingent assets and liabilities at the date of the financial statements and the reported amounts of revenues and expenses during the reporting period. Actual results could differ from those estimates.

NOTE 2 – RECONCILIATION OF GOVERNMENT-WIDE AND FUND FINANCIAL STATEMENTS

A. Explanation of certain differences between the governmental fund balance sheet and the government-wide statements of net positions

The governmental fund balance sheet includes reconciliation between *fund-balance-total governmental funds* and *net position-governmental activities* as reported in the government-wide statement of net position. One element of that reconciliation explains that "long-term including bonds payable, are not due and payable in the current year and therefore are not reported in the funds." The details of this difference are as follows:

IBERVILLE PARISH COUNCIL
Plaquemine, Louisiana
Notes to the Financial Statements
December 31, 2019

NOTE 2 – RECONCILIATION OF GOVERNMENT-WIDE AND FUND FINANCIAL STATEMENTS (Continued)

A. Explanation of certain differences between the governmental fund balance sheet and the government-wide statements of net positions (Continued)

As reported on Statement C, the total fund balance of the governmental funds reconciles to Statement A, Governmental Activities as follows:

| | |
|--|-----------------------|
| Statement C Total Fund Balances | \$ 47,380,486 |
| Measurement Focus adjustments: | |
| Capital assets | 139,715,007 |
| Current Portion of Long-term debt | (1,977,548) |
| Other post-employment benefits | (606,676) |
| Non-Current liabilities | |
| Compensated absences | (1,327,940) |
| Long term debt | (16,217,413) |
| Unamortized Bond Premium | (587,745) |
| Deferred outflow | 3,815,874 |
| Net pension liability | (4,059,873) |
| Deferred inflow | <u>(285,883)</u> |
| Statement A, Net position of governmental activities | <u>\$ 165,848,289</u> |

B. Explanation of certain differences between the governmental fund statement of revenues, expenditures, and changes in fund balances and the government-wide statement of activities

The governmental fund statement of revenues, expenditures, and changes in fund balances includes reconciliation between *net changes in fund balances – total governmental funds* and *changes in net position of governmental activities* as reported in the government-wide statement of activities. Due to the relatively small size of our government, Statement E is a detailed reconciliation.

NOTE 3 - STEWARDSHIP, COMPLIANCE, AND ACCOUNTABILITY

A. Budgetary Information

The Parish Council uses the following budgetary practices:

1. Budgets are prepared on a modified accrual basis of accounting using a current financial resources measurement focus. Revenues are recognized to the extent that they are measurable and available. Available revenues will be collected within 60 days of the end of the calendar year. Expenditures are recognized when measurable, generally when the liability is incurred, and will be liquidated with current resources.

IBERVILLE PARISH COUNCIL
Plaquemine, Louisiana
Notes to the Financial Statements
December 31, 2019

NOTE 3 - STEWARDSHIP, COMPLIANCE AND ACCOUNTABILITY (Continued)

A. Budgetary Information (Continued)

2. The budgets were prepared using the following assumptions:

- a. Sales taxes will continue at constant levels due to ongoing plant expansion. The sales tax distribution procedures will remain the same as in prior years.
- b. Inventories will not be considered material at year-end.
- c. The Council will:
 - i. Provide matching funds for projects funded through various federal and state grants; fund the loss reserves in the self-insurance program
 - ii. Account for federal grants in special revenue funds or capital improvement funds.

3. The 2019 proposed budget was presented to the Parish Council for consideration on October 16, 2018. The Parish Council authorized a public hearing as required by Louisiana Revised Statute 39:1306.

4. A notice of the availability of the 2019 budget for public inspection was published in the parish's official journal. At the same time a summary of the proposed budget was published with a notice of the public hearing to be held on the budget on November 20, 2018. The Parish Council adopted the budget on November 20, 2018.

5. Appropriations, which are not approved by the Parish Council for carryover to the next fiscal year, lapse December 31st. During the budget year, the Treasurer (or his designate) is authorized to make changes within a functional category provided the total budgeted for that category is not exceeded.

The only exception is:

- 1. Budget Revenue and Expenditures include other sources and uses in the General Fund and Special Revenue Funds.

Annual budgets are adopted on a basis consistent with generally accepted accounting principles for all governmental funds. All Capital Project Funds adopt project-length budgets. All unencumbered annual budget amounts lapse at fiscal year-end. On or before the last Tuesday in August of each year, all agencies of the government submit requests for appropriations to the Finance Department so that a budget may be prepared. We do not legally adopt a budget for the Drug Court Special Revenue Fund.

IBERVILLE PARISH COUNCIL
Plaquemine, Louisiana
Notes to the Financial Statements
December 31, 2019

NOTE 3 - STEWARDSHIP, COMPLIANCE AND ACCOUNTABILITY (Continued)

A. Budgetary Information (Continued)

Before November 1st, the Executive Department submits the proposed budget to the Parish Council for review. The council holds public hearings and a final budget must be prepared and adopted no later than December 31st.

The appropriated budget is prepared by fund, function, and department. The president may transfer part or all of any unencumbered appropriations within programs (funds), except that no transfer shall be made to or from the salary accounts unless approved by the Council by ordinance. Transfers of appropriations between programs require the approval of the governing council. The legal levels of budgetary control are the “salaries and benefits” and “other program expenditures” program levels.

The governing council amended the 2019 budget on December 17, 2019 to both increase and decrease several line items. The most notable increases and decreases were the following:

- The Fire District #1, White Castle Fire Department, Bayou Sorrel/Pigeon Consolidated Fire Department, Sales Tax Roads and Solid Waste budgets were amended in general sales and use tax by \$1,779,209 due to higher than expected collections. The Public Building Maintenance fund was amended down by \$150,000 in general sales and use tax due to lower than expected collections.
- The Drainage budget were amended by \$250,000 for drainage improvements Hebert Street.
- The Criminal Court budget were amended down to \$50,000 for revenue fines and forfeitures due to collections.
- The Parish Transportation fund budget was amended down \$320,000 due to less maintenance needed on roads throughout the parish.
- The Iberville Medical Complex CDBG budget was increase by \$258,102 for due to a reclassification from long term debt redeemed.

Iberville Parish does not consider adjustments under \$50,000 material.

Encumbrance accounting is employed in governmental funds. Encumbrances (e.g., purchase orders, contracts) outstanding at year-end are reported as reservations of fund balance and do not constitute expenditures or liabilities because the commitments will be re-appropriated and honored during the subsequent year.

All budget comparisons included in the required supplementary information use a budgetary basis that is the same as GAAP.

IBERVILLE PARISH COUNCIL
Plaquemine, Louisiana
Notes to the Financial Statements
December 31, 2019

NOTE 3 - STEWARDSHIP, COMPLIANCE AND ACCOUNTABILITY

B. Other Information

Ad Valorem Taxes

The parish levies ad valorem taxes on real property as on November 15th of each year to finance the budget for the following year. The tax is due and becomes an enforceable lien on the property on the first day of the month following the filing of the tax rolls by the assessor with the Louisiana Tax Commission (December 1st). The tax is delinquent 30 days after its due date.

Parish-wide taxes

| | <i>Authorized</i> | <i>Levied</i> |
|-------------------------------------|-------------------|---------------|
| Parish Tax (Outside Municipalities) | 2.49 | 2.49 |
| Parish Tax (Inside Municipalities) | 1.24 | 1.24 |
| Public Building Maintenance | 3.00 | 3.00 |
| Library | 4.00 | 4.00 |
| Drainage Capital Improvements | 5.00 | 5.00 |
| Recreation | 3.00 | 3.00 |

District Taxes:

| | | |
|---------------------|------|------|
| Fire District No. 1 | 3.95 | 3.95 |
| Fire District No. 2 | 6.78 | 6.78 |

Under provisions of Article VII of the Louisiana Constitution of 1974, all property within a parish is to be reassessed for ad valorem tax purposes every four (4) years. The Assessor is scheduled for a re-assessment during 2020.

In 1991, the addition of the parish assessor's millage resulted in a "roll back" of the ad valorem taxes to merge this millage into the current assessments.

The Iberville Parish Council adopted all Ad Valorem Taxes with at the maximum rates allowed by law for fiscal year 2019.

NOTE 4 – DETAILED NOTES ON ALL FUNDS

A. Deposits and Cash Investments

Deposits

For purposes of the statement of cash flows, the Enterprise Fund considers all highly liquid investments with a maturity of three months or less when purchased to be cash equivalents.

At year-end, the Iberville Parish Council's (including Agency Funds) carrying amount of deposits was \$49,646,643 and the bank balance was \$51,329,190. Of the bank balance, \$51,329,190 was covered by federal depository insurance and by collateral pledged to the

IBERVILLE PARISH COUNCIL
Plaquemine, Louisiana
Notes to the Financial Statements
December 31, 2019

NOTE 4 – DETAILED NOTES ON ALL FUNDS (Continued)

A. Deposits and Cash Investments (Continued)

parish, held by the bank (GASB Category 1). At year-end, the total parish-wide collateral pledged was \$53,015,071.

The carrying amount of deposits for Iberville Parks and Recreation, a discretely presented component unit, was \$679,543 and the bank balance was \$696,291. Of the bank balance, \$696,291 was covered by federal depository insurance.

The carrying amount of deposits for Iberville Parish Library, a discretely presented component unit, was \$1,176,212 and the bank balance was \$1,252,945. Of the bank balance, \$1,252,945 was covered by federal depository insurance or collateral held by the entity's agent in Iberville Parish Library's name.

Cash Equivalents (near cash investments) are categorized into these three categories of credit risk:

- (1) Insured or registered, or securities held by government or its agent in Iberville Parish's name.
- (2) Uninsured and unregistered, with securities held by the counter-party, or by its trust department or agent in Iberville Parish's name.
- (3) Uninsured and unregistered, with securities held by the counter-party, or by its trust department or agent but not in Iberville Parish's name.

These deposits are stated at cost, which approximates market. Under state law, these deposits (or the resulting bank balances) must be secured by federal deposit insurance or the pledge of securities owned by the fiscal agent bank. The fair value of the pledged securities plus the federal deposit insurance must at all times equal the amount on deposit with the fiscal agent bank. These securities are held in the name of the pledging bank in a custodial bank that is mutually acceptable to both parties.

Investments

LAMP is administered by LAMP, Inc., a non-profit corporation organized under the laws of the State of Louisiana. Only local government entities having contracted to participate in LAMP have an investment interest in its pool of assets. The primary objective of LAMP is to provide a safe environment for the placement of public funds in short-term, high quality investments. The LAMP portfolio includes only securities and other obligations in which local governments in Louisiana are authorized to invest in accordance with LA –R.S. 33:2955.

GASB Statement No. 40, Deposit and Investment Risk Disclosure, requires disclosure of credit risk, custodial credit risk, concentration of credit risk interest rate, and foreign currency risk for all public entity investments.

IBERVILLE PARISH COUNCIL
Plaquemine, Louisiana
Notes to the Financial Statements
December 31, 2019

NOTE 4 – DETAILED NOTES ON ALL FUNDS (Continued)

A. Deposits and Cash Investments (Continued)

LAMP is a 2a7-like investment pool. The following facts are relevant for 2a7-like investment pools:

- Credit risk: LAMP is rated AAA by Standard & Poor's.
- Custodial credit risk: LAMP participants' investments in the pool are evidenced by shares of the pool. Investments in pools should be disclosed, but not categorized because they are not evidenced by securities that exist in physical or book-entry form. The public entity's investment is with the pool, not the securities that make up the pool; therefore, no disclosure is required.
- Concentration of credit risk: Pooled investments are excluded from the 5 percent disclosure requirement.
- Interest rate risk: LAMP is designed to be highly liquid to give its participants immediate access to their account balances. LAMP prepares its own interest rate risk disclosure using the weighted average maturity (WAM) method. The WAM of LAMP assets is restricted to not more than 60 days, and consists of no securities with a maturity in excess of 397 days.
- Foreign currency risk: Not applicable to 2a7-like pools.

The investments in LAMP are stated at fair value based on quoted market rates. The fair value is determined on a weekly basis by LAMP and the value of the position in the external investment pool is the same as the net asset value of the pool shares.

NOTE 4 – DETAILED NOTES ON ALL FUNDS (Continued)

B. Deposits and Cash Investments (Continued)

LAMP, Inc. is subject to the regulatory oversight of the state treasurer and the board of directors. LAMP is not registered with the SEC as an investment company.

As of December 31, 2019, the Parish had the following investments.

| <u>Investment</u> | <u>Department</u> | <u>Maturities</u> | <u>Fair Value</u> | <u>Carrying Amount</u> |
|--------------------------------------|----------------------|--------------------|-------------------|------------------------|
| Louisiana Asset Management Pool | Parks and Recreation | Less than one year | \$ 248,743 | \$ 248,743 |
| Total Investments, December 31, 2019 | | | <u>\$ 248,743</u> | <u>\$ 248,743</u> |

IBERVILLE PARISH COUNCIL
Plaquemine, Louisiana
Notes to the Financial Statements
December 31, 2019

NOTE 4 – DETAILED NOTES ON ALL FUNDS (Continued)

A. Deposits and Cash Investments (Continued)

Fair Value of Deposits and Investments – Deposits and investments are reported at fair value. At December 31, 2019, the fair value of Parish's deposits and investments approximated original cost, therefore no fair value adjustments were necessary.

Determining Fair Value – Fair value of the Parish's deposits and investments are determined as follows:

- i. Deposits and Investments with stated interest rates (savings account and certificated of deposits) are stated at cost,
- ii. U.S. Treasury bills/notes are stated as amortized cost, and
- iii. Louisiana Asset Management Pool, Inc. fair value is determined by the Pool's investment board based on published market quotations.

Investment Pool Information – Participation in Louisiana Asset Management Pool, Inc. is voluntary. The Pool's regulatory oversight is provided by the state statutes and its investment board. The fair value of the Parish's position in the Pool is the same as the value of the Pool shares. At December 31, 2019, the Pool's fair value was 100 percent of book value.

Even though the pledged securities are considered collateralized (Category 1) under the provisions of GASB Statement 3, Louisiana Revised Statute 39:1229 imposes a statutory requirement on the custodial bank to advertise and sell the pledged securities within 10 days of being notified by the Parish Council that the fiscal agent has failed to pay deposited funds upon demand.

B. Receivables

Receivables as of the year end for the government's individual major and non-major funds in the aggregate, including applicable allowances for uncollectible accounts, are as follows:

| | General | Drainage Maint. | Public Building Maint. | Sales Tax Roads |
|------------------------------------|---------------------|---------------------|------------------------|-------------------|
| Receivables: | | | | |
| Ad valorem tax | \$ 1,365,475 | \$ 3,172,616 | \$ 1,903,570 | \$ - |
| Sales tax | 772,363 | | | 356,931 |
| Other | 367,162 | | | - |
| Accounts | 479,191 | 34,980 | 3,710 | 47,044 |
| Gross | 2,984,191 | 3,207,596 | 1,907,280 | 403,975 |
| Less: Allowance for uncollectibles | (73,046) | (185,613) | (111,372) | - |
| Net total Receivables | \$ 2,911,145 | \$ 3,021,983 | \$ 1,795,908 | \$ 403,975 |

| | Solid Waste | Iberville Medical Complex | Capital Improvement Fund | Nonmajor and other Funds |
|------------------------------------|-------------------|---------------------------|--------------------------|--------------------------|
| Receivables: | | | | |
| Ad valorem tax | \$ - | \$ - | \$ - | \$ 366,937 |
| Sales tax | 394,822 | | 237,954 | 270,253 |
| Other | | | | 361,473 |
| Accounts | 827 | 270,346 | - | 205,071 |
| Gross | 395,649 | 270,346 | 237,954 | 1,203,734 |
| Less: Allowance for uncollectibles | - | - | - | (36,107) |
| Net total Receivables | \$ 395,649 | \$ 270,346 | \$ 237,954 | \$ 1,167,627 |

IBERVILLE PARISH COUNCIL
Plaquemine, Louisiana
Notes to the Financial Statements
December 31, 2019

NOTE 4 – DETAILED NOTES ON ALL FUNDS (Continued)

C. Receivables

The Iberville Utility Department customer receivables include amounts due from customers for the use of utilities. All receivables are current and therefore due within one year. Receivables are reported net of an allowance for uncollectible accounts. The estimated amount is based on billings during the month following the close of the year. Customer accounts receivable of \$1,060,609 is reported net allowances for uncollectible accounts for the year ended December 31, 2019.

C. Capital Assets

Capital asset activity for the year ended December 31, 2019 was as follows:

Primary Government-Governmental Activities:

| | <u>Land</u> | <u>Construction In Progress</u> | <u>Buildings and Improvements</u> | <u>Infrastructure</u> | <u>Furniture and Equipment</u> | <u>Total</u> |
|---|---------------------|-------------------------------------|---------------------------------------|-----------------------|------------------------------------|-----------------------|
| Cost at December 31, 2018 | \$ 3,232,380 | \$ - | \$ 77,614,472 | \$ 105,968,316 | \$ 36,207,391 | \$ 223,022,559 |
| Additions | | | 6,383,116 | 4,071,521 | 1,414,265 | 11,868,902 |
| Reclassification | | | | | | |
| Deletions | - | - | - | - | - | - |
| Cost at December 31, 2019 | <u>\$ 3,232,380</u> | <u>\$ -</u> | <u>\$ 83,997,588</u> | <u>\$ 110,039,837</u> | <u>\$ 37,621,656</u> | <u>\$ 234,891,461</u> |
| Depreciation: | | | | | | |
| Accumulated Depreciation at December 31, 2018 | \$ - | \$ - | \$ 15,875,619 | \$ 41,399,296 | \$ 30,916,049 | \$ 88,190,964 |
| Additions | | | 1,879,425 | 3,268,309 | 1,837,756 | 6,985,490 |
| Deletions | - | - | - | - | - | - |
| Accumulated Depreciation at December 31, 2019 | <u>\$ -</u> | <u>\$ -</u> | <u>\$ 17,755,044</u> | <u>\$ 44,667,605</u> | <u>\$ 32,753,805</u> | <u>\$ 95,176,454</u> |
| Capital Assets net of Accumulated Depreciation at December 31, 2019 | <u>\$ 3,232,380</u> | <u>\$ -</u> | <u>\$ 66,242,544</u> | <u>\$ 65,372,232</u> | <u>\$ 4,867,851</u> | <u>\$ 139,715,007</u> |

Depreciation expense was charged to functions of the primary government as follows:

| | <u>Buildings</u> | <u>Equipment</u> | <u>Infrastructure</u> | <u>Total</u> |
|-------------------------------|---------------------|---------------------|-----------------------|---------------------|
| Governmental Activities: | | | | |
| General Government | \$ 864,900 | \$ 65,878 | | \$ 930,778 |
| Public Safety | 129,989 | 352,798 | | 482,787 |
| Public Works | 88,951 | 923,998 | 3,268,309 | 4,281,258 |
| Health and Welfare | 726,303 | 472,863 | | 1,199,166 |
| Economic Development | | | | - |
| Culture and Recreation | <u>69,282</u> | <u>22,219</u> | <u>-</u> | <u>91,501</u> |
| Total Depreciation Expense | <u>\$ 1,879,425</u> | <u>\$ 1,837,756</u> | <u>\$ 3,268,309</u> | <u>\$ 6,985,490</u> |

IBERVILLE PARISH COUNCIL
Plaquemine, Louisiana
Notes to the Financial Statements
December 31, 2019

NOTE 4 – DETAILED NOTES ON ALL FUNDS (Continued)

C. Capital Assets (Continued)

Primary Government - Business Type Activities

Activity for the Iberville Utility Department for the year ended December 31, 2019, was as follows

| | Land | Construction in Progress | Building and Improvements | Equipment | Total |
|---------------------------|-------------------|-------------------------------------|--------------------------------------|---------------------|----------------------|
| Cost at December 31, 2018 | \$ 271,624 | \$ 24,826 | \$ 34,007,451 | \$ 1,585,043 | \$ 35,888,944 |
| Additions | - | 1,185,142 | 892,368 | 148,628 | 2,226,138 |
| Transfer (See Note P) | - | (837,118) | 837,118 | - | - |
| Deletions | - | - | (130,278) | - | (130,278) |
| Cost at December 31, 2019 | <u>\$ 271,624</u> | <u>\$ 372,850</u> | <u>\$ 35,606,659</u> | <u>\$ 1,733,671</u> | <u>\$ 37,984,804</u> |

Depreciation:

| | | | | | |
|--|-------------|-------------|----------------------|---------------------|----------------------|
| Accumulated Depreciation at December 31, 2018 | \$ - | \$ - | \$ 16,590,343 | \$ 1,583,839 | \$ 18,174,182 |
| Additions | - | - | 843,620 | 132,399 | 976,019 |
| Transfer (See Note P) | - | - | - | - | - |
| Deletions | - | - | (91,509) | - | (91,509) |
| Accumulated Depreciation at December 31, 2019 | <u>\$ -</u> | <u>\$ -</u> | <u>\$ 17,342,454</u> | <u>\$ 1,716,238</u> | <u>\$ 19,058,692</u> |

| | | | | | |
|---|-------------------|-------------------|----------------------|------------------|----------------------|
| Capital Assets net of Accumulated Depreciation at December 31, 2019 | <u>\$ 271,624</u> | <u>\$ 372,850</u> | <u>\$ 18,264,205</u> | <u>\$ 17,433</u> | <u>\$ 18,926,112</u> |
|---|-------------------|-------------------|----------------------|------------------|----------------------|

Amounts above are presented on the Proprietary Funds Statement of Net Position and Changes in Net Position (Statements F and G respectively).

IBERVILLE PARISH COUNCIL
Plaquemine, Louisiana
Notes to the Financial Statements
December 31, 2019

NOTE 4 DETAILED NOTES ON ALL FUNDS (Continued)

C. Capital Assets (Continued)

Component Unit Governmental Activities

Activity for the Iberville Parks and Recreation and the Iberville Library for the year ended December 31, 2019 are as follows:

| | Land | Construction in Progress | Building and Improvements | Furniture and Equipment | Books and Periodicals | Recreational Facilities | Total |
|---|-------------------|--------------------------|---------------------------|-------------------------|-----------------------|-------------------------|---------------------|
| Cost at December 31, 2018 | \$ 435,740 | \$ - | \$ 3,420,039 | \$ 3,088,232 | \$ 2,662,399 | \$ 4,602,667 | \$ 14,209,077 |
| Additions | - | 210,189 | 237,532 | 112,226 | 122,906 | 115,661 | 798,514 |
| Reclassification | - | - | - | - | - | - | - |
| Deletions | - | - | - | (11,249) | - | - | (11,249) |
| Cost at December 31, 2019 | <u>435,740</u> | <u>210,189</u> | <u>3,657,571</u> | <u>3,189,209</u> | <u>2,785,305</u> | <u>4,718,328</u> | <u>14,996,342</u> |
| Depreciation | | | | | | | |
| Accumulated Depreciation at December 31, 2018 | \$ - | \$ - | \$ 1,964,276 | \$ 2,975,290 | \$ 2,481,078 | \$ 3,024,815 | \$ 10,445,459 |
| Additions | - | - | 65,015 | 74,385 | 124,918 | 181,506 | 445,824 |
| Deletions | - | - | - | (11,249) | - | - | (11,249) |
| Accumulated Depreciation at December 31, 2019 | <u>-</u> | <u>-</u> | <u>2,029,291</u> | <u>3,038,426</u> | <u>2,605,996</u> | <u>3,206,321</u> | <u>10,880,034</u> |
| Capital Assets net of Accumulated Depreciation at December 31, 2019 | <u>\$ 435,740</u> | <u>\$ 210,189</u> | <u>\$ 1,628,280</u> | <u>\$ 150,783</u> | <u>\$ 179,309</u> | <u>\$ 1,512,007</u> | <u>\$ 4,116,308</u> |

Amounts above are presented on the Statement of Net Position and Statement of Activities.
(Statements A and B respectively)

Inter-fund Transfers:

| | Transfers In | | | |
|------------------------|---------------------|---------------------|------------------------|---------------------|
| Transfers Out: | General Fund | Capital Improvement | Non-major Governmental | Total |
| General Fund | \$ 500,000 | \$ - | \$ 613,000 | \$ 1,113,000 |
| Capital Improvement | | | | \$ - |
| Non-major Governmental | - | 80,000 | - | \$ 80,000 |
| Total Transfers In | <u>\$ 500,000</u> | <u>\$ 80,000</u> | <u>\$ 613,000</u> | <u>\$ 1,193,000</u> |

IBERVILLE PARISH COUNCIL
Plaquemine, Louisiana
Notes to the Financial Statements
December 31, 2019

NOTE 4 DETAILED NOTES ON ALL FUNDS (Continued)

D. Inter-fund transfers

The principal purpose of the above inter-fund transfers from the General Fund is to account for unrestricted funds transferred to several non-major funds to supplement revenues for ongoing operations.

The principal purpose of the non-major fund transfers from the capital improvement and General Funds was to supplement capital improvements and operations in each fund.

The principal purpose of the Capital Improvement Fund transfers to the non-major capital improvement funds was to supplement several smaller capital outlay projects.

E. Leases

During 2019 the Parish Council did not enter into any capital lease purchase agreements with fiscal funding clauses. Iberville Parish treats capital leases as alternative means of financing. Title to the equipment purchased under the lease agreement transfers to Iberville Parish when the lease is paid. The lease agreements offer full amortization schedule with principal and interest payments with no residual payment at the end of the lease. Iberville Parish does not record the present value of minimum lease payments because these types of leases are equivalent to conventional loans. It is not necessary to record imputed interest as a deduction from the present value of minimum lease payments, because these leases are treated as loans.

| | |
|--|---------|
| \$2,036,793 January 1, 2015 Iberville Parish entered into a lease purchase agreement with Ochsner Health Care for equipment in which Ochsner in-kind donated to Iberville with Iberville paying for that equipment in the form of rent credits over 8 years. | 759,129 |
|--|---------|

| | |
|---|---------|
| \$542,145 November 5, 2018 Iberville Parish entered into a lease purchase agreement with Government Capital Corp for the replacement of analog water meters with digital water meters. Principal and Interest payments are due on a quarterly basis beginning January 25, 2019 maturing on October 25, 2025. Principal and Interest are both serviced from the Iberville Utility Department Proprietary Fund. | 455,397 |
|---|---------|

| | |
|---|----------------|
| \$464,210 October 25, 2018 Iberville Parish entered into a lease purchase agreement with Government Capital Corp for a Fire Pumper Truck. Principal and Interest payments are due on a quarterly basis beginning January 25, 2019 maturing on October 25, 2028. Principal and Interest are both serviced from the Fire District 2 Special Revenue Fund. | <u>425,460</u> |
|---|----------------|

| | |
|---|----------------------------|
| Total Long Term Capital Lease Payable Governmental Funds | <u><u>\$ 1,639,986</u></u> |
|---|----------------------------|

IBERVILLE PARISH COUNCIL
Plaquemine, Louisiana
Notes to the Financial Statements
December 31, 2019

NOTE 4 DETAILED NOTES ON ALL FUNDS (Continued)

E. Operating Lease (Continued)

The Parish Council has an operating lease with Pelican Waste, Inc. to perform the work required to collect and dispose of all residential solid waste and boom truck service in all of Iberville Parish for the (Consumer Price Indexed) cost of \$254,422 per month for a 4 year period beginning January 1, 2020 and ending December 31, 2023. The cost for the calendar year 2019 was \$19.63 per household for residential solid waste service with a total of 13,265 households. The minimal annual requirements under the 2020 non-cancelable lease are \$3,053,064 per year or 19.18 per household per month.

F. Changes in General Long-Term Obligations

The following is a summary of long-term obligation transactions for the year ended December 31, 2019:

| | <i>Beginning Balance</i> | <i>Additions</i> | <i>Prior Period Adjustment</i> | <i>Deletions</i> | <i>Due in More Than One Year</i> | <i>Due Within One Year</i> | <i>Total</i> |
|--------------------------------|------------------------------|---------------------|------------------------------------|-----------------------|--------------------------------------|--------------------------------|----------------------|
| Primary Government | | | | | | | |
| Governmental Activities | | | | | | | |
| Capital Lease Payable | 1,017,231 | 464,210 | | (296,852) | 895,205 | 289,384 | 1,184,589 |
| Revenue Bonds Payable | 18,842,919 | 899,261 | (1,138,808) | (1,593,000) | 15,410,372 | 1,600,000 | 17,010,372 |
| Revenue Bond Premium | 675,909 | | | (88,164) | 499,581 | 88,164 | 587,745 |
| Compensated absences | 1,269,130 | 124,033 | - | (65,223) | 1,327,940 | - | 1,327,940 |
| Total Governmental Activities | <u>21,805,189</u> | <u>1,487,504</u> | <u>(1,138,808)</u> | <u>(2,043,239)</u> | <u>18,133,098</u> | <u>1,977,548</u> | <u>20,110,646</u> |
| Business-type Activities | | | | | | | |
| Capital Lease Payable | - | 542,145 | - | (86,748) | 401,614 | 53,783 | 455,397 |
| Notes Payable | 315,000 | - | - | (60,000) | 195,000 | 60,000 | 255,000 |
| Total Business-type Activities | <u>315,000</u> | <u>542,145</u> | <u>-</u> | <u>(146,748)</u> | <u>596,614</u> | <u>113,783</u> | <u>710,397</u> |
| Total Primary Government | <u>22,120,189</u> | <u>2,029,649</u> | <u>(1,138,808)</u> | <u>(2,189,987)</u> | <u>18,729,712</u> | <u>2,091,331</u> | <u>20,821,043</u> |
| Component Units | | | | | | | |
| Compensated absences | 389,879 | 19,204 | - | (65,050) | 344,033 | - | 344,033 |
| Total Component Units | <u>389,879</u> | <u>19,204</u> | <u>-</u> | <u>(65,050)</u> | <u>344,033</u> | <u>-</u> | <u>344,033</u> |
| Total governmental activity | | | | | | | |
| Long-term liabilities | <u>\$ 22,510,068</u> | <u>\$ 2,048,853</u> | <u>\$ (1,138,808)</u> | <u>\$ (2,255,037)</u> | <u>\$ 19,073,745</u> | <u>\$ 2,091,331</u> | <u>\$ 21,165,076</u> |

An estimate of the amount of compensated absences due within one cannot be ascertained in the current year because those benefits are gratuitous in nature. Those benefits are not earned.

IBERVILLE PARISH COUNCIL
Plaquemine, Louisiana
Notes to the Financial Statements
December 31, 2019

NOTE 4 DETAILED NOTES ON ALL FUNDS (Continued)

F. Changes in General Long-Term Obligations (Continued)

Governmental Fund Long-term debt outstanding at December 31, 2019, as shown in the general long-term obligations, is comprised of the following individual balances:

Long term notes/Bonds payable – Primary and Component Unit Governmental Funds:

Primary Government

| | |
|---|---|
| \$10,410,000 August 30, 2016 Sales Tax Refunding Bonds with a net interest cost of 3% is payable on February 1, 2017 and semiannually thereafter on February 1 st and August 1 st of each year. Principal and interest will be serviced from a Sales Tax Refunding Debt Service Fund. | \$ 9,130,000 Premium <u>587,745</u> \$ 9,717,745 |
|---|---|

| | |
|---|---------------------|
| \$8,000,000 2015 Sales Tax Bonds through the Louisiana Department of Health and Hospitals, Drinking Water Revolving Loan Fund. These bonds carry an interest rate of 2.95% and are payable annually of February 1 st of each year beginning February 1, 2017, ending February 1, 2036. Principal will be serviced from a DHH revolving loan Debt Service Fund. Appropriate sinking and reserve funds have been set up according to the covenants. (See Note 4 G Flow of Funds) | \$ 6,460,372 |
|---|---------------------|

| | |
|--|---------------------|
| \$1,500,000 2018 Sales Tax Bonds with a net interest cost of 3.35% payable on December 1 st and June 1 st of each year. Principal payments are due annually on June 1 st . The bonds mature annually through June 1, 2033. Principal and Interest are serviced through the Bayou Pigeon/Bayou Sorrel Consolidated Fire Department Special Revenue Fund. | \$ 1,420,000 |
|--|---------------------|

| | |
|--|--------------------------|
| \$600,000 July 9, 2013 Limited Tax Certificates of Indebtedness with a net interest cost of 1.92 % which is payable on March 1 st and September 1 st of each year through March 1, 2023. Principal and interest is serviced from the Iberville Utility Department Proprietary Enterprise Fund. | <u>\$ 255,000</u> |
|--|--------------------------|

| | |
|---|-----------------------------|
| Total Long Term Notes/Bonds Payable Primary Government | <u>\$ 17,853,117</u> |
|---|-----------------------------|

| | |
|---|-----------------------------|
| Total Long Term Notes/Bonds/Lease Payable Primary Government | <u>\$ 19,493,103</u> |
|---|-----------------------------|

IBERVILLE PARISH COUNCIL
Plaquemine, Louisiana
Notes to the Financial Statements
December 31, 2019

NOTE 4 DETAILED NOTES ON ALL FUNDS (Continued)

F. Changes in General Long-Term Obligations (Continued)

| Primary Government | Sales Tax Revenue Bonds Payable | Sales Tax Revenue Bond Premium | Notes Payable Governmental | Capital Lease Payable | Interest | Total |
|--|--|---------------------------------------|-----------------------------------|------------------------------|---------------------|----------------------|
| 2020 | \$ 1,320,000 | \$ 88,164 | \$ 60,000 | \$ 308,850 | \$ 354,200 | \$ 2,131,214 |
| 2021 | 1,365,000 | 88,164 | 60,000 | 329,263 | 318,861 | 2,161,288 |
| 2022 | 1,415,000 | 88,164 | 60,000 | 326,137 | 269,015 | 2,158,316 |
| 2023 | 1,470,000 | 88,164 | 75,000 | 111,303 | 219,678 | 1,964,145 |
| 2024 | 1,530,000 | 88,164 | | 125,257 | 169,383 | 1,912,804 |
| 2025-2027 | 3,450,000 | 146,925 | - | 439,176 | 326,477 | 4,362,578 |
| Total | \$ 10,550,000 | \$ 587,745 | \$ 255,000 | \$ 1,639,986 | \$ 1,657,614 | \$ 14,690,345 |
| DHH Line of Credit of \$6,460,372 not included because Amortization Schedule has not been finalized. | | | | | | \$ 21,150,717 |

G. Flow of Funds – 2015 DHH Water Revolving Fund

In order that the principal of and the interest on the Bonds will be paid in accordance with their terms and for the other objects and purposes hereinafter provided, the Issuer covenants as follows:

In compliance with the Tax Ordinance, all of the Net Revenues of the Tax shall be deposited daily as the same may be collected in the separate and special bank account maintained with the regularly designated fiscal agent of the Issuer, hereby designated as the "Sales Tax Fund-2015" (hereinafter called the "Sales Tax Fund"). The Sales Tax Fund constitutes a dedicated fund of the Issuer, from which appropriations and expenditures by the Issuer shall be made solely for the payment of the Bonds and the purposes designated in the proposition authorizing the levy of the Tax.

Out of the funds on deposit in the Sales Tax Fund, the Issuer shall first pay all reasonable and necessary costs and expenses of collecting and administering the Tax. After payment of such expenses, the Net Revenues of the Tax shall be used in the following order of priority and for the following express purposes:

- (a) The establishment and maintenance of the "Sales Tax Bond Sinking Fund - 2015" (hereinafter called the "Sinking Fund") pay promptly and fully the principal of and the interest on the Bonds herein authorized, including any Additional Parity Bonds issued hereafter, as they severally become due and payable, by transferring from the Sales Tax Fund to the regularly designated fiscal agent of the Issuer, monthly in advance on or before the 20th day of each month of each year, a sum equal to one-sixth (1/6) of the interest and Administrative Fee, if any, falling due on the next Interest Payment Date and one-twelfth (1/12) of the principal falling due on the next principal payment date, together with such additional proportionate sum as

IBERVILLE PARISH COUNCIL
Plaquemine, Louisiana
Notes to the Financial Statements
December 31, 2019

NOTE 4 – DETAILED NOTES ON ALL FUNDS (Continued)

G. Flow of Funds – 2015 DHH Water Revolving Fund (Continued)

may be required to pay said principal, interest and Administrative Fee, if any, as the same respectively become due. Said fiscal agent shall transfer from the Sinking Fund to the paying agent bank or banks for all bonds payable from the Sinking Fund, at least one (1) day in advance of the date on which payment of principal, interest or Administrative Fee, if any, falls due, funds fully sufficient to pay promptly the amounts due on such date.

In the event that there are insufficient moneys in the Sinking Fund on any Interest Payment Date or Principal Payment Date to pay the principal, interest and/or Administrative Fee, if any, falling due on the Bonds or any Additional Parity Bonds on such date, the moneys that are available for such purposes in the Sinking Fund shall be allocated on a pro-rata basis among all such bonds, regardless of the amount of funds that are available for the benefit of any particular series of the Bonds or Additional Parity Bonds in any Reserve Account.

- (b) There is hereby established the "Sales Tax Bond Reserve Fund," which shall be maintained with the regularly designated fiscal agent bank of the Issuer and which will be used to satisfy the Reserve Fund Requirements for each series of Reserve Secured Bonds. The Reserve Fund will be segregated into one or more accounts as may be established in this Ordinance and in any Additional Parity Bond Ordinance in the future. Except as provided below, any Additional Parity Bonds that are issued as Reserve Secured Bonds may utilize an existing Reserve Account, provided in doing so, the Reserve Fund Requirement of the prior issue is met and satisfied.
- (c) There is hereby established and shall be maintained the "2015 Bonds Reserve Account" as a separate account in the Reserve Fund, which shall secure the Bonds. The 2015 Bonds Reserve Account shall be funded in an amount equal to the 2015 Bonds Reserve Fund Requirement by transferring funds monthly over a period of three (3) years into the 2015 Bonds Reserve Account from the Sales Tax Fund, after making the required payments into the Sinking Fund. It is expressly provided that the 2015 Bonds Reserve Account shall not secure any Additional Parity Bonds.

Amounts on deposit in the 2015 Bonds Reserve Account may be used solely for the purpose of curing deficiencies in the Sinking Fund for the payment when due of the principal of and interest on the Bonds. Except as set forth in any Additional Parity Bond Ordinances, amounts on deposit in other Reserve Accounts established in the future may be used solely for the purpose of curing deficiencies in the Sinking Fund for the payment when due of the principal of, premium, if any, and interest on the Reserve Secured Bonds for which such account may be created. If funds on deposit in any Reserve Account exceed the Reserve Fund Requirement for that Reserve Account,

IBERVILLE PARISH COUNCIL
Plaquemine, Louisiana
Notes to the Financial Statements
December 31, 2019

NOTE 4 – DETAILED NOTES ON ALL FUNDS (Continued)

G. Flow of Funds – 2015 DHH Water Revolving Fund (Continued)

the excess cash shall be deposited into the Sales Tax Fund and used as set forth herein.

Each Reserve Account may be funded, in whole or in part, with cash, Qualified Investments, one or more Reserve Account Alternative Investments, or a combination thereof; provided, however, that the Issuer shall not deposit a Reserve Account Alternative Investment in the

2015 Bonds Reserve Account. Any Reserve Account Alternative Investment must provide for payment on any interest or principal payment date (provided adequate notice is given) on which a deficiency exists (or is expected to exist) in moneys held hereunder for payment of the principal of or premium or interest due on the Reserve Secured Bonds secured by such Reserve Account on such date.

If a disbursement is made from a Reserve Account, including a draw on a Reserve Account Alternative Investment as provided above, the Issuer shall be obligated to reinstate such Reserve Account(s) to the applicable Reserve Requirement(s) from the first revenues available pursuant to this Section after making the deposits required into the Sinking Fund. For purposes of this Section, amounts necessary to satisfy such reimbursement obligations of the Issuer to the provider of a Reserve Account Alternative Investment shall be deemed to be required deposits to the applicable Reserve Account and shall be applied to satisfy the obligations to the insurer. If draws are made from more than one Reserve Account, the Issuer shall make payments required by this paragraph on a pro rata basis.

Moneys in the foregoing funds shall be held in cash or invested in Qualified Investments as directed by the Issuer. All income derived from such Qualified Investments shall be added to the such fund, and such investments shall, to the extent at any time necessary, be liquidated and the proceeds thereof applied to the purposes for which the such fund was created.

All moneys remaining in the Sales Tax Fund on the 20th day of each month after paying (i) all reasonable and necessary costs and expenses of collecting and administering the Tax, and (ii) the required payments into the Sinking Fund and Reserve Fund for the current month and for prior months during which the required payments may not have been made, shall be considered as surplus. Such surplus may be used by the Issuer for any of the purposes permitted pursuant to the proposition authorizing the levy of the Tax.

The Sales Tax Fund, the Sinking Fund and the Reserve Fund provided for in this Section shall all be and constitute trust funds for the purposes provided in this Ordinance, and the Owners of the Bonds and any Additional Parity Bonds (as applicable, with respect to the various Reserve Accounts) are granted a lien on all such funds until applied in the manner provided herein. The moneys in such funds shall at all

IBERVILLE PARISH COUNCIL
Plaquemine, Louisiana
Notes to the Financial Statements
December 31, 2019

NOTE 4 – DETAILED NOTES ON ALL FUNDS (Continued)

G. Flow of Funds – 2015 DHH Water Revolving Fund (Continued)

times be secured to the full extent thereof by the bank or trust company holding such funds in the manner required by the laws of the State of Louisiana.

H. Compensated Absences

At December 31, 2019, employees of the Parish Council governmental funds and relative governmental component units have accumulated and vested \$1,671,972 (Primary government – \$1,327,940, Iberville Parks and Recreation - \$62,451, and Iberville Library \$281,581) of employee leave benefits, which was computed in accordance with GASB Codification Section C60. The leave liability for employees of the Enterprise Funds is accounted for within the funds. The following funds are used to liquidate leave liability: General Fund, Emergency Preparedness, Drainage Maintenance, Substance Abuse, Visitor Enterprise, Public Building Maintenance, Sales Tax Roads, Solid Waste, Emergency 911, and Social Services.

I. Ochsner Professional Services Agreement

On January 1, 2015 Iberville Parish entered into a professional service agreement with Ochsner to manage the newly constructed Iberville Medical Facility. This facility was funded through the State of Louisiana Hurricane Gustav disaster recovery funds. This agreement provides Ochsner pay monthly rent in the amount of \$142,263. The agreement also has provisions for reducing the rent for equipment that Ochsner contributed to the facility at \$21,217 per month and the design planning that went into the building at \$292. These deductions are to be taken in the first 8 years of the agreement only. The contract also allowed for a sub-lease credit of \$2,445 per month.

The agreement also provides for an indigent care credit based on a patient's lack of health insurance, Medicare or Medicaid. Those patients must be under 100% of the Federal gross poverty level to receive such assistance. This indigent care credit amounted to \$190,426 for the year ended 2019.

The Agreement was signed for 10 years with an option to renew once the 10 year period is expired.

J. Prior Period Adjustments to Net Position

Prior period adjustments were made to net position in the Primary Government – Governmental Activities and Component Unit Governmental Activities. The following adjustment was made because the Beginning Net Position was understated in total for the year ended December 31, 2018.

IBERVILLE PARISH COUNCIL
Plaquemine, Louisiana
Notes to the Financial Statements
December 31, 2019

NOTE 4 – DETAILED NOTES ON ALL FUNDS (Continued)

J. Prior Period Adjustments to Net Position (C0ntinued)

Primary Government Governmental Activities:

| | |
|--|----------------------|
| Beginning Net Position | \$156,212,773 |
| Restatement due to recording Prior Period Adjustment for DHH | |
| Loan forgiveness | <u>1,138,808</u> |
| Beginning Net Position Restated | <u>\$157,351,583</u> |

K. Tax Collections Received on Behalf of Other Taxing Authorities

| <u>Taxing Jurisdictions</u> | <u>Total Collections</u> | <u>Cost of Collections</u> | <u>Final Distributions</u> |
|--|--------------------------------|-----------------------------|--------------------------------|
| Iberville Parish School Board - 1% Sales and Use Tax | \$ 14,593,831.00 | \$ 153,708.00 | \$ 14,440,123.00 |
| Iberville Parish School Board - 2/3% Sales and Use Tax | \$ 9,719,939.00 | \$ 102,375.00 | \$ 9,617,564.00 |
| Iberville Parish School Board - 1/3% Sales and Use Tax | \$ 4,873,890.00 | \$ 51,334.00 | \$ 4,822,556.00 |
| City Of St. Gabriel - 1% City Sales and Use Tax | \$ 2,413,046.00 | \$ 27,777.00 | \$ 2,385,269.00 |
| University Club Center EDD - 2% Sales and Use Tax | \$ 18,497.00 | \$ 370.00 | \$ 18,127.00 |
| Iberville Parish Tourism Commission - 2% Hotel Tax | <u>\$ 66,303.00</u> | <u>\$ 716.00</u> | <u>\$ 65,587.00</u> |
| Totals | <u>\$ 31,685,506.00</u> | <u>\$ 336,280.00</u> | <u>\$ 31,349,226.00</u> |

IBERVILLE PARISH COUNCIL
Plaquemine, Louisiana
Notes to the Financial Statements
December 31, 2019

NOTE 4 – DETAILED NOTES ON ALL FUNDS (Continued)

L. Changes in Agency Funds

The following is a summary of the agency fund balance transactions for the year ended December 31, 2019:

| | | | |
|---|-----------|-------------------------|--------------------------|
| Balance January 1, 2019 | | <u>Sales Tax</u> | - |
| Additions: | | | |
| Sales and use tax collections | | | 74,030,293 |
| Occupational license collections | | | 489,881 |
| Interest and penalties | | | <u>76,381</u> |
| Total | \$ | | <u>74,596,555</u> |
| Reductions: | | | |
| Transferred or due to: | | | |
| Iberville parish council: | | | |
| Collection expense | \$ | | 770,628 |
| 1% tax | | | 7,264,388 |
| 2/3% tax | | | 5,968,813 |
| 1% tax | | | 6,831,164 |
| Solid Waste - 1/3% | | | 4,820,237 |
| Occupational license | | | 489,881 |
| School Board, sheriff, and municipalities | | | <u>48,451,444</u> |
| Total | \$ | | <u>74,596,555</u> |
| Balance at December 31, 2019 | \$ | | <u>-</u> |

M. Litigation

At December 31, 2019 the Parish Council is involved in litigation, which is covered by insurance. According to legal counsel, the litigation should not cause a loss to the Parish Council. Consequently, in accordance with the criteria for accrual under GASB Codification Section C50 and SFAS 5, no amount is accrued in this report.

N. Pension Plan

Substantially all employees of the Iberville Parish Council (general government and business-type activities) and other parish component units are members of the Parochial Employees' Retirement System of Louisiana (System), a multiple-employer (cost-sharing) public employee retirement system (PERS), controlled and administered by a separate board of trustees. The System is composed of two distinct plans, Plan A and Plan B, with separate assets and benefit provisions. All Parish Council and component unit employees eligible for participation are members of Plan A.

All permanent employees working at least 28 hours per week and who are paid wholly or in part from Parish Council funds, and all elected Parish Council officials are eligible to participate in the System. Under Plan A, employees who retire at or after age 60 with at least 7 years of credited service, at or after age 55 with 25 years of credited service, or at any age with 30 years of credited service are entitled to a retirement benefit, payable monthly for life, equal to 3 % of their final-average salary for each year of credited service. However, for those employees who were members of the supplemental plan only prior to January 1, 1980, the benefit is equal to 1% of the final average salary plus \$24 for each year of supplemental-plan-only service earned prior to January 1, 1980, plus 3% of final-average salary

IBERVILLE PARISH COUNCIL
Plaquemine, Louisiana
Notes to the Financial Statements
December 31, 2019

NOTE 4 – DETAILED NOTES ON ALL FUNDS (Continued)

N. Pension Plan (Continued)

for each year of service credited after the revision date. Final-average salary is the employee's average salary over the 36 consecutive or joined months, which produce the highest average. Employees who terminate with at least the amount of credited service stated previously, and who do not withdraw their employee contributions, may retire at the ages specified previously and receive the benefits accrued to their date of termination. The System also provides death and disability benefits. Benefits are established by state statute.

Contributions to the System include one-fourth of one percent of the ad valorem taxes shown to be collectible by the tax rolls of each parish, except Orleans and East Baton Rouge Parishes. These tax dollars are divided between Plan A and Plan B based proportionately on the salaries of the active members of each plan. State statute requires covered employees to contribute a percentage of their salaries to the System. As provided by Louisiana Revised Statute 11:103, the employer contributions are determined by actuarial valuation and are subject to change each year based on the results of the valuation for the prior fiscal year.

The following provides certain disclosures for the Parish Council and the retirement system that are required by GASB Codification Section P20. 129. The contribution percentages are based on prior year. Current year information is unavailable.

| Iberville Parish Council | | Plan A | |
|---|---------------|---------------|------------------|
| Total current year payroll | | \$ | 7,182,182 |
| Total current year covered payroll (regular) | | | 6,927,887 |
| Total current year covered payroll (DROP) | | | 254,294 |
| Contributions: | | | |
| Required by statute: | | | |
| Employees | 9.50% | \$ | 658,149 |
| Employer | 11.50% | | 796,707 |
| Total | 21.00% | \$ | 1,454,856 |
| Actual: | | | |
| Employees | 9.50% | \$ | 658,149 |
| Employer | 11.50% | | 796,707 |
| Total | 21.00% | \$ | 1,454,856 |
| Actuarially required: | | | |
| Employees | 9.50% | \$ | 658,149 |
| Employer | 11.50% | | 796,707 |
| Total | 21.00% | \$ | 1,454,856 |
| Percent of employer's actuarially required to contribute to all participating employers | | | 1.05% |

Our Employee and Employer required percentages for each of the 2 years preceding 2019 were as follows:

| | <u>Actually Contributed</u> |
|---------------|-----------------------------|
| 2017 Employee | 9.50 % |
| 2017 Employer | 12.50% |
| 2018 Employee | 9.50 % |
| 2018 Employer | 11.50% |

IBERVILLE PARISH COUNCIL
Plaquemine, Louisiana
Notes to the Financial Statements
December 31, 2019

NOTE 4 – DETAILED NOTES ON ALL FUNDS (Continued)

N. Pension Plan (Continued)

Historical trend information showing the System's progress in accumulating sufficient assets to pay benefits when due is presented in the System's December 31, 2019, comprehensive annual financial report. The Parish Council does not guarantee the benefits granted by the System.

The pension plan annual report can be obtained by contacting Parochial Retirement at following mailing address or phone number:

Parochial Retirement
P.O. Box 14619
Baton Rouge, LA 70898
(225) 928-1361

Plan Description

Substantially all employees of the Iberville Parish Council (general government and business-type activities) and other parish component units are members of the Parochial Employees' Retirement System of Louisiana (System), a multiple-employer (cost-sharing) public employee retirement system (PERS), controlled and administered by a separate board of trustees. The System was established and provided for by R.S. 11:1901 of the Louisiana Revised Statute. The System is composed of two distinct plans, Plan A and Plan B, with separate assets and benefit provisions. All Parish Council and component unit employees eligible for participation are members of Plan A.

The System provides retirement benefits of taxing districts of a parish or any branch or section of a parish within the State which does not have their own retirement system and which elects to become members of the System. The System issued a stand-alone audit report on its financial statements for the year ended December 31, 2018. Access to the audit report can be found on the System's website: www.persla.org or on the Office of Louisiana Legislative Auditor's official website: www.lla.state.la.us.

Retirement Benefits

Any member of Plan A can retire providing he/she meets one of the following criteria:

For employees hired prior to January 1, 2007:

1. Any age with thirty (30) or more years of creditable service.
2. Age 55 with twenty-five (25) years of creditable service.
3. Age 60 with a minimum of ten (10) years of creditable service.
4. Age 65 with a minimum of seven (7) years of creditable service.

For employees hired after January 1, 2007:

1. Age 55 with 30 years of service.
2. Age 62 with 10 years of service.
3. Age 67 with 7 years of service.

IBERVILLE PARISH COUNCIL
Plaquemine, Louisiana
Notes to the Financial Statements
December 31, 2019

NOTE 4 – DETAILED NOTES ON ALL FUNDS (Continued)

N. Pension Plan (Continued)

Generally, the monthly amount of the retirement allowance of any member of Plan A shall consist of an amount equal to three percent of the member's final average compensation multiplied by his/her years of creditable service. However, under certain conditions, as outlined in the statutes, the benefits are limited to specified amounts.

Survivor Benefits

Upon the death of any member of Plan A with five (5) or more years of creditable service who is not eligible for retirement, the plan provides for benefits for the surviving spouse and minor children, as outlined by the statutes.

Any member of Plan A, who is eligible for normal retirement at time of death, the surviving spouse shall receive an Automatic Option 2 benefit, as outlined by the statutes.

A surviving spouse who is not eligible for Social Security survivorship or retirement benefits, and married not less than twelve (12) months immediately preceding death of the member, shall be paid an Option 2 benefit beginning at age 50.

Deferred Retirement Option Plan:

Act 338 of 1990 established the Deferred Retirement Option Plan (DROP) for the Retirement System. DROP is an option for that member who is eligible for normal retirement. In lieu of terminating employment and accepting a service retirement, any member of Plan A or B who is eligible to retire may elect to participate in the Deferred Retirement Option Plan (DROP) in which they are enrolled for three years and defer the receipt of the benefits. During participation in the plan, employer contributions are payable but employee contributions cease. The monthly retirement benefits that would be payable, had the person elected to cease employment and receive a service retirement allowance, are paid into the DROP fund.

Upon termination of employment prior to or at the specified period of participation, a participant in the DROP may receive, at his option, a lump sum from the account equal to the payments into the account, a true annuity based upon his account balance in that fund, or roll over the fund to an Individual Retirement Account. Interest is accrued on the DROP benefits for the period between the end of DROP participation and the member's retirement date.

For individuals who become eligible to participate in the Deferred Retirement Option Plan on or after January 1, 2004, all amounts which remain credited to the individual's subaccount after termination in DROP will be placed in liquid asset money market investments at the discretion of the Board of Trustees. These subaccounts may be credited with interest based on money market rates of return or, at the option of the System, the funds may be credited to self-directed subaccounts. The participant in the self-directed portion of this Plan must agree that the benefits payable to the participant are not the obligations of the state or the System, and that any returns and other rights of the Plan are the sole liability and responsibility of the participant and the designated provider to which contributions have been made.

IBERVILLE PARISH COUNCIL
Plaquemine, Louisiana
Notes to the Financial Statements
December 31, 2019

NOTE 4 – DETAILED NOTES ON ALL FUNDS (Continued)

N. Pension Plan (Continued)

Disability Benefits:

For Plan A, a member shall be eligible to retire and received a disability benefit if they were hired prior to January 1, 2007, and has at least five years of creditable service or if hired after January 1, 2007, has seven years of creditable service, and is not eligible for normal retirement and has been officially certified as disabled by the State Medical Disability Board. Upon retirement caused by disability, a member of Plan A shall be paid a disability benefit equal to the lesser of an amount equal to three percent of the member's final average compensation multiplied by his years of service, not to be less than fifteen, or three percent multiplied by years of service assuming continued service to age sixty.

Cost of Living Increases

The Board is authorized to provide a cost of living allowance for those retirees who retired prior to July 1973. The adjustment cannot exceed 2% of the retiree's original benefit for each full calendar year since retirement and may only be granted if sufficient funds are available from investment income in excess of normal requirements. In addition, the Board may provide an additional cost of living increase to all retirees and beneficiaries who are over age sixty-five equal to 2% of the member's benefit paid on October 1, 1977, (or the member's retirement date, if later). Also, the Board may provide a cost of living increase up to 2.5% for retirees 62 or older (RS 11:1937). Lastly, Act 270 of 2009 provided for further reduced actuarial payments to provide an annual 2.5% cost of living adjustment commencing at age 55.

Employer Contributions

According to state statute, contributions for all employers are actuarially determined each year. For the year ended December 31, 2018, actuarially determined rate was 9.99% of member's compensation for Plan A. However, the actual rate for the fiscal year ending December 31, 2018 was 11.50% for Plan A.

According to state statute, the System also received $\frac{1}{4}$ of 1% of ad valorem taxes collected within the respective parishes, except for Orleans and East Baton Rouge parishes. The System also receives revenue sharing funds each year as appropriated by the Legislature. Tax monies and revenue sharing monies are apportioned between Plan A and Plan B in proportion to the member's compensation. These additional sources of income are used as additional employer contributions and are considered support from non-employer contributing entities.

Under the Plan A, members are required by state statute to contribute 9.5% of their annual covered salary and the Iberville Parish Council is required to contribute an actuarially determined rate. The rate for January 1, 2019 through December 31, 2019 was 11.50% of annual covered payroll. The contribution requirements of plan members and the Iberville Parish Council are established and may be amended by state statute. As provided by Louisiana Revised Statute 11:103, the employer contributions are determined by actuarial valuation and are subject to changes each year based on the results of the valuation for the prior year. The Iberville Parish Council's (governmental activities and business-type activities) contributions to the System under Plan A for the years ended December 31, 2019, 2018, 2017, and 2016, were \$817,791, \$766,565,

IBERVILLE PARISH COUNCIL
Plaquemine, Louisiana
Notes to the Financial Statements
December 31, 2019

NOTE 4 – DETAILED NOTES ON ALL FUNDS (Continued)

N. Pension Plan (Continued)

and \$789,335, respectively. The Iberville Parks & Recreation District (a component unit) contributions to the System under Plan A for the years ended December 31, 2019, 2018, and 2017, were \$37,638, \$47,160, and \$47,484, respectively. The Iberville Parish Library (a component unit) contributions to the System under Plan A for the year ended December 31, 2019, 2018, and 2017, were \$117,763, \$106,092, and \$115,511, respectively.

Pension Liabilities, Pension Expense, and Deferred Outflows and Resources and Deferred Inflows of Resources

At December 31, 2019, the Iberville Parish Council (governmental activities) reported a liability of \$4,059,873 for its proportionate share of the net pension liability, Iberville Parish Council (business-type activities) reported a liability of \$765,702 for its proportionate share of the net pension liability, Iberville Parks & Recreation District (a component unit) reported a liability of \$296,718 for its proportionate share of the net pension liability, and Iberville Parish Library (a component unit) reported a liability of \$683,072 for its proportionate share of the net pension liability. The net pension liability for all units was measured as of December 31, 2018 and the total pension liability used to calculate the net pension liability was determined by an actuarial valuation of that date. The proportion of the net pension liability was based on a projection of the Council's long-term share of contributions to the pension plan relative to the projected contributions of all participating employers, actuarially determined. At December 31, 2018, the Iberville Parish Council's (governmental activities and business-type activities) proportion was 1.087243%, which was an increase of .056713% from its proportion measured as of December 31, 2017, Iberville Parks & Recreation District's (a component unit) proportion was .066853%, which was an increase of .005137% from its proportion measured as of December 31, 2017, and Iberville Parish Library's (a component unit) proportion was .153902%, which was an increase of .008028% from its proportion measured as of December 31, 2017.

For the year ended December 31, 2019, the Iberville Parish Council (governmental activities and business-type activities) recognized a net pension expense of \$1,878,562, plus employer's amortization of change in proportionate share and differences between employer contributions and proportionate share of contributions, \$6,976. Iberville Parks & Recreation District (a component unit) recognized a net pension expense of \$113,856, plus employer's amortization of change in proportionate share and differences between employer contributions and proportionate share of contributions \$32, and Iberville Parish Library (a component unit) recognized a net pension expense of \$265,915, plus employer's amortization of change in proportionate share and differences between employer contributions and proportionate share of contributions, \$987.

At December 31, 2019, the Iberville Parish Council (governmental activities and business-type activities), Iberville Parks & Recreation District (a component unit), and Iberville Parish Library (a component unit) reported deferred outflows of resources and deferred inflows of resources related to pensions from the following sources:

IBERVILLE PARISH COUNCIL
Plaquemine, Louisiana
Notes to the Financial Statements
December 31, 2019

NOTE 4 – DETAILED NOTES ON ALL FUNDS (Continued)

N. Pension Plan (Continued)

| | Primary Government | | | | | |
|---|--------------------------------|-------------------------------|--------------------------------|-------------------------------|--------------------------------|-------------------------------|
| | Governmental Activities | | Business-Type Activities | | Total | |
| | Deferred Outflows of Resources | Deferred Inflows of Resources | Deferred Outflows of Resources | Deferred Inflows of Resources | Deferred Outflows of Resources | Deferred Inflows of Resources |
| Differences between expected and actual experience | \$ - | \$ (247,338) | \$ - | \$ (46,649) | \$ - | \$ (293,987) |
| Changes of assumptions | 1,015,101 | - | 191,451 | - | 1,206,552 | - |
| Net difference between projected and actual earnings on pension plan investments | 1,943,475 | - | 366,544 | - | 2,310,019 | - |
| Changes in proportion and differences between employer contributions and proportionate share of contributions | 42,132 | (11,113) | 7,946 | (2,096) | 50,078 | (13,209) |
| Employer contributions subsequent to the measurement date | 689,503 | - | 130,042 | - | 819,545 | - |
| Total | <u>\$ 3,690,211</u> | <u>\$ (258,451)</u> | <u>\$ 695,983</u> | <u>\$ (48,745)</u> | <u>\$ 4,386,194</u> | <u>\$ (307,196)</u> |

| | Component Units | | | |
|---|--------------------------------|-------------------------------|--------------------------------|-------------------------------|
| | Iberville Parks & Recreation | | Iberville Parish Library | |
| | Deferred Outflows of Resources | Deferred Inflows of Resources | Deferred Outflows of Resources | Deferred Inflows of Resources |
| Differences between expected and actual experience | \$ - | \$ (18,077) | \$ - | \$ (41,614) |
| Changes of assumptions | 74,189 | - | 170,790 | - |
| Net difference between projected and actual earnings on pension plan investments | 142,040 | - | 326,989 | - |
| Changes in proportion and differences between employer contributions and proportionate share of contributions | 2,754 | (3,717) | 7,089 | (1,870) |
| Employer contributions subsequent to the measurement date | 37,637 | - | 116,009 | - |
| Total | <u>\$ 256,620</u> | <u>\$ (21,794)</u> | <u>\$ 620,877</u> | <u>\$ (43,484)</u> |

The Iberville Parish Council (governmental activities and business-type activities), Iberville Parks & Recreation District (a component unit), and Iberville Parish Library (a component unit) reported a total of \$819,545, \$37,637, and \$116,009, respectively, as deferred outflows of resources related to pension contributions made subsequent to the measurement period of December 31, 2018, which will be recognized as a reduction in net pension liability for the year ended December 31, 2020.

IBERVILLE PARISH COUNCIL
Plaquemine, Louisiana
Notes to the Financial Statements
December 31, 2019

NOTE 4 – DETAILED NOTES ON ALL FUNDS (Continued)

N. Pension Plan (Continued)

Other amounts reported as deferred outflows of resources and deferred inflows of resources related to pensions will be recognized in pension expense as follows:

| Year | Primary Government | | Component Units | |
|------|----------------------------|-----------------------------|---------------------------------|-----------------------------|
| | Governmental Activities | Business-Type Activities | Iberville Parks & Recreation | Iberville Parish Library |
| 2019 | \$ 945,386 | \$ 178,302 | \$ 67,049 | \$ 159,061 |
| 2020 | 515,566 | 97,237 | 36,242 | 86,744 |
| 2021 | 422,777 | 79,737 | 31,150 | 71,132 |
| 2022 | 858,528 | 161,920 | 62,748 | 144,447 |
| | <u>\$ 2,742,257</u> | <u>\$ 517,196</u> | <u>\$ 197,189</u> | <u>\$ 461,384</u> |

Actuarial Assumptions:

A summary of actuarial methods and assumptions used in determining the total net pension liability as of December 31, 2018 is as follows:

| | |
|-----------------------------------|---|
| Valuation Date | December 31, 2018 |
| Actuarial Cost Method | Entry Age Normal |
| Actuarial Assumptions: | |
| Expected Remaining | |
| Service Lives | 4 years |
| Investment Rate of Return | 6.50%, net of investment expense, including inflation |
| Projected Salary Increases | 4.75% |
| Cost of Living Adjustments | |

The present value of future retirement benefits is based on benefits currently being paid by the System and includes previously granted cost of living increases. The present values do not include provisions for potential future increase not yet authorized by the Board of Trustees.

Mortality

Pub-2010 Public Retirement Plans Mortality Table for Health Retirees multiplied by 130% for males and 125% for females using MP2018 scale for annuitant and beneficiary mortality. For employees, the Pub-2010 Public Retirement Plans Mortality Table for General Employees multiplied by 130% for males and 125% for females using MP2018 scale. Pub-2010 Public Retirement Plans Mortality table for General Disabled retirees multiplied by 130% for males and 125% for females using MP2018 scale for disabled annuitants.

| | |
|-----------------------|-------|
| Inflation Rate | 2.40% |
|-----------------------|-------|

IBERVILLE PARISH COUNCIL
Plaquemine, Louisiana
Notes to the Financial Statements
December 31, 2019

NOTE 4 – DETAILED NOTES ON ALL FUNDS (Continued)

N. Pension Plan (Continued)

The long-term expected rate of return on pension plan investments was determined using a triangulation method which integrated the capital asset pricing model (top-down), a treasury yield curve approach (bottom-up) and an equity building-block model (bottom-up). Risk return and correlations are projected on a forward-looking basis in equilibrium, in which best-estimates of expected future real rates of return (expected returns, net of pension plan investment expense and inflation) are developed for each major asset class. These rates are combined to produce the long-term expected rate of return by weighting the expected future real rates of return by the target asset allocation percentage and by adding expected inflation of 2.00% and an adjustment for the effect of rebalancing/diversification. The resulting expected long-term rate of return is 7.43% for the year ended December 31, 2018.

Best estimates of arithmetic real rates of return for each major asset class included in the System's target asset allocation as of December 31, 2018 are summarized in the following table:

| Asset Class | Target Asset Allocation | Long-Term Expected Portfolio Real Rate of Return |
|------------------------------------|--------------------------------|---|
| Fixed Income | 35% | 1.22% |
| Equity | 52% | 3.45% |
| Alternatives | 11% | 0.65% |
| Real Assets | 2% | 0.11% |
| Totals | 100% | 5.43% |
| Inflation | | 2.00% |
| Expected Arithmetic Nominal Return | | 7.43% |

Mortality Rate

The mortality rate assumption used was set based upon an experience study performed on plan data for the period January 1, 2013 through December 31, 2017. The data was then assigned credibility weighting and combined with a standard table to produce current levels of mortality. As a result of this study, mortality for employees was set equal to the Pub-2010 Public Retirement Plans Mortality table for General Employees multiplied by 130% for males and 125% for females, each with full generational projection using the MP2018 scale. In addition, mortality for annuitants and beneficiaries was set equal to the Pub-2010 Public Retirement plans Mortality Table for Healthy Retirees multiplied by 130% for males and 125% for females, each with full generational projection using the MP2018 scales. For disabled annuitants, mortality was set equal to the Pub-2010 Public Retirement Plans Mortality Table for General Disabled Retirees multiplied by 130% for males and 125% for females, each with full generational projection using the MP2018 scale.

IBERVILLE PARISH COUNCIL
Plaquemine, Louisiana
Notes to the Financial Statements
December 31, 2019

NOTE 4 – DETAILED NOTES ON ALL FUNDS (Continued)

N. Pension Plan (Continued)

Discount Rate

The discount rate used to measure the total pension liability was 6.50% for Plan A. The projection of cash flows used to determine the discount rate assumed that contributions from plan members will be made at the current contribution rates and that contributions from participating employers and non-employer contributing entities will be made at the actuarially determined contribution rates, which are calculated in accordance with relevant statutes and approved by the Board of Trustees and the Public Retirement Systems' Actuarial Committee. Based on those assumptions, the System's fiduciary net position was projected to be available to make all projected future benefit payments of current plan members. Therefore, the long-term expected rate of return on pension plan investments was applied to all periods of projected benefit payments to determine the total pension liability.

Sensitivity of the Employer's Proportionate Share of the Net Pension Liability to Changes in the Discount Rate

The following table represents the Iberville Parish Council's (governmental activities and business-type activities), Iberville Parks & Recreation District's (a component unit), and Iberville Parish Library's (a component unit) proportionate share of the net pension liability/(asset) (NPL) using the discount rate as well as the proportionate share of the NPL would be if it were calculated using the a discount rate that is one percentage-point lower or one percentage higher than the current rate:

| | Governmental Activities | | |
|-------------------------------|--------------------------------|----------------------|----------------------|
| | <hr/> | | |
| | | Current | |
| | 1.0% Decrease | Discount Rate | 1.0% Increase |
| | 5.50% | 6.50% | 7.50% |
| | <hr/> | <hr/> | <hr/> |
| Net Pension Liability/(Asset) | \$ 8,622,080 | \$ 4,059,873 | \$ 246,263 |

| | Business-Type Activities | | |
|-------------------------------|---------------------------------|----------------------|----------------------|
| | <hr/> | | |
| | | Current | |
| | 1.0% Decrease | Discount Rate | 1.0% Increase |
| | 5.50% | 6.50% | 7.50% |
| | <hr/> | <hr/> | <hr/> |
| Net Pension Liability/(Asset) | \$ 1,626,145 | \$ 765,702 | \$ 46,446 |

IBERVILLE PARISH COUNCIL
Plaquemine, Louisiana
Notes to the Financial Statements
December 31, 2019

NOTE 4 – DETAILED NOTES ON ALL FUNDS (Continued)

N. Pension Plan (Continued)

| Component Unit - Iberville Parks & Recreation District | | | |
|--|------------------------|-----------------------------------|------------------------|
| | 1.0% Decrease 5.50% | Current Discount Rate 6.50% | 1.0% Increase 7.50% |
| Net Pension Liability/(Asset) | \$ 630,149 | \$ 296,718 | \$ 17,998 |

| Component Unit - Iberville Parish Library | | | |
|---|------------------------|-----------------------------------|------------------------|
| | 1.0% Decrease 5.50% | Current Discount Rate 6.50% | 1.0% Increase 7.50% |
| Net Pension Liability/(Asset) | \$ 1,450,662 | \$ 683,072 | \$ 41,434 |

O. Other Post –Employment Benefits

Post-employment benefits

The Iberville Parish Council provides retired employees with the opportunity to continue their health care and life insurance benefits. The retirees who have not reached age 65 may receive their health insurance at half cost for a maximum of five (5) years or until they reach age 65. Other retirees have the option of continuing this coverage at their own cost. Life insurance is provided at the option of retirees at their own cost. The cost to the Parish Council at this time is inconsequential and is funded on a pay-as-you-go basis.

General Information about the OPEB Plan

Plan description – The Iberville Parish Council (the Council) provides certain continuing health care and life insurance benefits for its retired employees. The Iberville Parish Council's OPEB Plan (the OPEB Plan) is a single-employer defined benefit OPEB plan administered by the Council. The authority to establish and/or amend the obligation of the employer, employees and retirees rests with the Council. No assets are accumulated in a trust that meets the criteria in Governmental Accounting Standards Board (GASB) Codification Section P52 Postemployment Benefits Other Than Pensions—Reporting For Benefits Not Provided Through Trusts That Meet Specified Criteria—Defined Benefit.

Benefits Provided – Medical benefits are provided through a comprehensive plan and are made available to employees upon actual retirement. Employees are covered by the Parochial Employees' Retirement System of Louisiana, whose retirement eligibility (D.R.O.P. entry) provisions are as follows: 30 years of service at any age; age 55 and 25 years of service; age 60 and 10 years of service; or, age 65 and 7 years of service. For employees hired on and after January 1, 2007 retirement eligibility (D.R.O.P. entry) provisions are as follows: age 55 and 30 years of service; age 62 and 10 years of service; or, age 67 and 7 years of service.

IBERVILLE PARISH COUNCIL
Plaquemine, Louisiana
Notes to the Financial Statements
December 31, 2019

NOTE 4 – DETAILED NOTES ON ALL FUNDS (Continued)

O. Other Post –Employment Benefits (Continued)

Life insurance coverage is not provided to retirees.

Parish Council

Employees covered by benefit terms – At December 31, 2019, the following employees were covered by the benefit terms:

| | |
|--|------------|
| Inactive employees or beneficiaries currently receiving benefit payments | 5 |
| Inactive employees entitled to but not yet receiving benefit payments | - |
| Active employees | <u>129</u> |
| | <u>134</u> |

Total OPEB Liability

The Council's total OPEB liability of \$606,676 was measured as of December 31, 2019 and was determined by an actuarial valuation as of that date.

Actuarial Assumptions and other inputs – The total OPEB liability in the December 31, 2019 actuarial valuation was determined using the following actuarial assumptions and other inputs, applied to all periods included in the measurement, unless otherwise specified:

| | |
|-----------------------------|--|
| Inflation | 2.5% |
| Salary increases | 3.0%, including inflation |
| Discount Rate | 4.10% annually (Beginning of Year to Determine ADC) |
| | 2.74%, annually (As of End of Year Measurement Date) |
| Healthcare cost trend rates | 5.5% annually |

The discount rate was based on the average of the Bond Buyers' 20 Year General Obligation municipal bond index as of December 31, 2019, the end of the applicable measurement period.

Mortality rates were based on the RP-2000 Table without projection with 50%/50% unisex blend.

The actuarial assumptions used in the December 31, 2019 valuation were based on the results of ongoing evaluations of the assumptions from January 1, 2009 to December 31, 2019.

IBERVILLE PARISH COUNCIL
Plaquemine, Louisiana
Notes to the Financial Statements
December 31, 2019

NOTE 4 – DETAILED NOTES ON ALL FUNDS (Continued)

O. Other Post –Employment Benefits (Continued)

Changes in the Total OPEB Liability

| | |
|--|------------|
| Balance at December 31, 2018 | \$ 487,085 |
| Changes for the year: | |
| Service cost | 15,034 |
| Interest | 20,279 |
| Differences between expected and actual experience | 55,564 |
| Changes in assumptions | 70,277 |
| Benefit payments and net transfers | (41,563) |
| Net changes | 119,591 |
| Balance at December 31, 2019 | \$ 606,676 |

Sensitivity of the total OPEB liability to changes in the discount rate – The following presents the total OPEB liability of the Council, as well as what the Council's total OPEB liability would be if it were calculated using a discount rate that is 1-percentage-point lower (3.74%) or 1-percentage-point higher (5.74%) than the current discount rate:

| | 1.0% Decrease (3.74%) | Current Discount Rate (4.74%) | 1.0% Increase (5.74%) |
|----------------------|----------------------------------|--|----------------------------------|
| Total OPEB liability | \$ 672,121 | \$ 606,676 | \$ 547,873 |

Sensitivity of the total OPEB liability to changes in the healthcare cost trend rates – The following presents the total OPEB liability of the Council, as well as what the Council's total OPEB liability would be if it were calculated using healthcare cost trend rates that are 1-percentage-point lower (4.5%) or 1-percentage-point higher (6.5%) than the current healthcare trend rates:

| | 1.0% Decrease (4.5%) | Current Trend (5.5%) | 1.0% Increase (6.5%) |
|----------------------|---------------------------------|---------------------------------|---------------------------------|
| Total OPEB liability | \$533,111 | \$606,676 | \$694,894 |

IBERVILLE PARISH COUNCIL
Plaquemine, Louisiana
Notes to the Financial Statements
December 31, 2019

NOTE 4 – DETAILED NOTES ON ALL FUNDS (Continued)

O. Other Post –Employment Benefits (Continued)

OPEB Expense and Deferred Outflows of Resources and Deferred Inflows of Resources Related to OPEB

For the year ended December 31, 2019, the Council recognized OPEB expense of \$42,869. At December 31, 2019, the Council reported deferred outflows of resources and deferred inflows of resources related to OPEB from the following sources:

| | Deferred Outflows of Resources | Deferred Inflows of Resources |
|--|--------------------------------|-------------------------------|
| Differences between expected and actual experience | \$60,406 | \$ - |
| Changes in assumptions | 65,257 | \$(27,432) |
| Total | \$125,663 | (27,432) |

Amounts reported as deferred outflows of resources and deferred inflows of resources related to OPEB will be recognized in OPEB expense as follows:

| Years ending December 31: | |
|---------------------------|--------|
| 2020 | 7,556 |
| 2021 | 7,556 |
| 2022 | 7,556 |
| 2023 | 7,556 |
| 2024 | 7,556 |
| Thereafter | 60,450 |

Iberville Library

Life insurance coverage is not provided to retirees.

Employees covered by benefit terms – At December 31, 2019, the following employees were covered by the benefit terms:

| | |
|--|----|
| Inactive employees or beneficiaries currently receiving benefit payments | 2 |
| Inactive employees entitled to but not yet receiving benefit payments | - |
| Active employees | 23 |
| | 25 |

IBERVILLE PARISH COUNCIL
Plaquemine, Louisiana
Notes to the Financial Statements
December 31, 2019

NOTE 4 – DETAILED NOTES ON ALL FUNDS (Continued)

O. Other Post –Employment Benefits (Continued)

Total OPEB Liability

The Library's total OPEB liability of \$92,721 was measured as of December 31, 2019 and was determined by an actuarial valuation as of that date.

Actuarial Assumptions and other inputs – The total OPEB liability in the December 31, 2019 actuarial valuation was determined using the following actuarial assumptions and other inputs, applied to all periods included in the measurement, unless otherwise specified:

| | |
|-----------------------------|--|
| Inflation | 2.5% |
| Salary increases | 3.0%, including inflation |
| Discount rate | 4.10% annually (Beginning of Year to Determine ADC) |
| | 2.74%, annually (As of End of Year Measurement Date) |
| Healthcare cost trend rates | 5.5% annually |

The discount rate was based on the average of the Bond Buyers' 20 Year General Obligation municipal bond index as of December 31, 2019, the end of the applicable measurement period.

Mortality rates were based on the RP-2000 Table without projection with 50%/50% unisex blend.

The actuarial assumptions used in the December 31, 2019 valuation were based on the results of ongoing evaluations of the assumptions from January 1, 2009 to December 31, 2019.

Changes in the Total OPEB Liability

| | |
|--|-----------|
| Balance at December 31, 2018 | \$ 94,770 |
| Changes for the year: | |
| Service cost | 1,604 |
| Interest | 3,918 |
| Differences between expected and actual experience | (2,544) |
| Changes in assumptions | 8,826 |
| Benefit payments and net transfers | (13,853) |
| Net changes | (2,049) |
| Balance at December 31, 2019 | \$ 92,721 |

IBERVILLE PARISH COUNCIL
Plaquemine, Louisiana
Notes to the Financial Statements
December 31, 2019

NOTE 4 – DETAILED NOTES ON ALL FUNDS (Continued)

O. Other Post –Employment Benefits (Continued)

Sensitivity of the total OPEB liability to changes in the discount rate – The following presents the total OPEB liability of the Library, as well as what the Library’s total OPEB liability would be if it were calculated using a discount rate that is 1-percentage-point lower (1.74%) or 1-percentage-point higher (3.74%) than the current discount rate:

| | 1.0% Decrease (1.74%) | Current Discount Rate (2.74%) | 1.0% Increase (3.74%) |
|----------------------|----------------------------------|--|----------------------------------|
| Total OPEB Liability | \$100,579 | \$92,721 | \$85,677 |

Sensitivity of the total OPEB liability to changes in the healthcare cost trend rates – The following presents the total OPEB liability of the Library, as well as what the Library’s total OPEB liability would be if it were calculated using healthcare cost trend rates that are 1-percentage-point lower (4.5%) or 1-percentage-point higher (6.5%) than the current healthcare trend rates:

| | 1.0% Decrease (4.5%) | Current Trend Rate (5.5%) | 1.0% Increase (6.5%) |
|----------------------|---------------------------------|--------------------------------------|---------------------------------|
| Total OPEB Liability | \$83,843 | \$92,721 | \$103,479 |

OPEB Expense and Deferred Outflows of Resources and Deferred Inflows of Resources Related to OPEB

For the year ended December 31, 2019, the Library recognized OPEB expense of \$5,502. At December 31, 2019, the Library reported deferred outflows of resources and deferred inflows of resources related to OPEB from the following sources:

| | Deferred Outflows of Resources | Deferred Inflows of Resources |
|--|---------------------------------------|--------------------------------------|
| Differences between expected and actual experience | \$ - | \$ (4,837) |
| Changes in assumptions | 8,196 | \$ (3,624) |
| Total | \$ 8,196 | \$ (8,461) |

IBERVILLE PARISH COUNCIL
Plaquemine, Louisiana
Notes to the Financial Statements
December 31, 2019

NOTE 4 – DETAILED NOTES ON ALL FUNDS (Continued)

O. Other Post –Employment Benefits (Continued)

Amounts reported as deferred outflows of resources and deferred inflows of resources related to OPEB will be recognized in OPEB expense as follows:

| Years ending December 31: | |
|---------------------------------|-------|
| 2020 | (20) |
| 2021 | (20) |
| 2022 | (20) |
| 2023 | (20) |
| 2024 | (20) |
| Thereafter | (163) |

P. Water Supply Commitments

The Iberville Parish Utility Department signed a wholesale water supply contract with Baton Rouge Water Company (BRWC) on January 13, 2016. The contract will be in effect until January 13, 2020. BRWC agrees to supply the entire water supply requirements of the water system, but not exceeding 1,650 gallon per minute or 2,300,000 gallons per day. The price per 1,000 gallons delivered will be adjusted by change in the Consumer Price Index as published by the U.S. Department of Labor. This rate is \$1.83 per 1,000 gallons delivered.

In addition, BRWC agrees to pay the Parish the sum of \$1,200 per year during the term of this agreement for water line lease.

The operations and maintenance agreement was signed on May 2, 2012 and will be effective for 10 years. BRWC agreed to undertake the operation and routine maintenance covering the Parish's supply, treatment, transmissions, distribution, storage and customer metering facilities. The Parish paid BRWC \$8.62 per active customer per month for the services provided by BRWC in the operations and maintenance agreement.

Q. New Accounting Pronouncements

In June 2017, GASB has issued Statement No. 87 "Leases". This Statement is effective for fiscal years subsequent of December 15, 2019. This statement increases the usefulness of governments' financial statements by requiring recognition of certain leases assets and liabilities for leases that previously were classified as operating leases and recognized as inflow of resources or outflows of resources based on the payment provision of the contract. It establishes a single model for lease accounting based on the foundational principle that leases are financings of the right to use an underlying asset. Under this Statement, a lessee is required to recognize a lease liability and an intangible right-to-use lease asset, and a lessor is required to

IBERVILLE PARISH COUNCIL
Plaquemine, Louisiana
Notes to the Financial Statements
December 31, 2019

NOTE 4 – DETAILED NOTES ON ALL FUNDS (Continued)

Q. New Accounting Pronouncements (Continued)

recognize a lease receivable and a deferred inflow of resources, thereby enhancing the relevance and consistency of information about governments' leasing activities. GASB issued Statement No. 95 "Postponement of the Effective Dates of Certain Authoritative Guidance" which has deferred the effective date of Statement No. 87 Implementation Guide No. 2019-03 by 18 months to fiscal years beginning after June 15, 2021. The Parish plans to adopt this Update as applicable by the effective date.

R. Subsequent Events

The Parish has evaluated subsequent events through the date that the financial statements were available to be issued, July 20, 2020.

In early 2020 Iberville Parish, along with all other parishes in the State of Louisiana, was affected by the Novel Coronavirus (COVID-19) quarantine. The Quarantine and following state mandated health protocol has caused the modification of our personal office space sanitation policy, public building entrance policies and employee health policies. Although these modifications have caused additional spending, we expect that a majority of the spending will be reimbursed through grant revenue. The Parish is closely monitoring its financial statements for 2020 impact.

Iberville Parish requested an extension of time to submit our Comprehensive Annual Financial Report for 2019 to the Louisiana Legislative Auditor in early June of 2020. We were granted a 90 day extension until 9/30/2020 due to COVID-19.

Required Supplementary Information



750,000 gallon water storage tank

IBERVILLE PARISH COUNCIL

SCHEDULE 1

Plaquemine, Louisiana

Schedule of Revenues, Expenditures, and Changes in Fund Balance - Budget to Actual

GENERAL FUND

For The Year Ended December 31, 2019

| | <u>Original</u> | <u>Final</u> | <u>Actual</u> | <u>Variance</u> |
|--|---------------------|---------------------|---------------------|--------------------|
| REVENUES | | | | |
| Taxes: | | | | |
| Ad valorem | \$ 1,150,000 | \$ 1,350,000 | \$ 1,415,711 | \$ 65,711 |
| Sales | 5,700,000 | 6,450,000 | 8,089,596 | 1,639,596 |
| Franchise | 110,000 | 150,000 | 143,923 | (6,077) |
| Alcoholic beverage | 15,000 | 15,000 | 15,171 | 171 |
| Gaming | 150,000 | 150,000 | 143,487 | (6,513) |
| Licenses and permits | 545,000 | 545,000 | 559,558 | 14,558 |
| Intergovernmental: | | | | |
| Federal | 36,700 | 99,683 | 200,646 | 100,963 |
| State | 843,000 | 1,418,000 | 805,747 | (612,253) |
| Local | 354,960 | 334,960 | 239,890 | (95,070) |
| Charges for services | 58,500 | 42,890 | 102,409 | 59,519 |
| Use of money and property | 80,000 | 80,000 | 137,356 | 57,356 |
| Insurance fees | 3,200,000 | 3,200,000 | 4,097,223 | 897,223 |
| Other revenues | 1,824,030 | 1,742,499 | 2,148,250 | 405,751 |
| Total revenues | <u>14,067,190</u> | <u>15,578,032</u> | <u>18,098,967</u> | <u>2,520,935</u> |
| EXPENDITURES | | | | |
| Current: | | | | |
| General government | | | | |
| Salaries and benefits | 2,344,763 | 2,282,331 | 2,353,785 | (71,454) |
| Other program expenditures | 4,631,312 | 4,373,312 | 5,269,631 | (896,319) |
| Public safety | | | | |
| Salaries and benefits | 504,314 | 477,054 | 423,797 | 53,257 |
| Other program expenditures | 1,776,736 | 1,778,236 | 1,815,181 | (36,945) |
| Public works | | | | |
| Salaries and benefits | 1,576,511 | 1,523,092 | 1,643,589 | (120,497) |
| Other program expenditures | 66,800 | 66,800 | 54,588 | 12,212 |
| Health and welfare | | | | |
| Salaries and benefits | 1,292,566 | 1,457,317 | 1,436,795 | 20,522 |
| Other program expenditures | 503,332 | 505,508 | 625,517 | (120,009) |
| Economic development | | | | |
| Salaries and benefits | | 89,891 | 91,550 | (1,659) |
| Other program expenditures | 195,880 | 195,880 | 234,343 | (38,463) |
| Culture and recreation | | | | |
| Salaries and benefits | 230,500 | 262,331 | 304,568 | (42,237) |
| Other program expenditures | 151,619 | 152,119 | 195,729 | (43,610) |
| Capital outlay | 385,000 | 1,580,000 | 2,292,014 | (712,014) |
| Total expenditures | <u>13,659,333</u> | <u>14,743,871</u> | <u>16,741,087</u> | <u>(1,997,216)</u> |
| Excess (deficiency) of revenues over (under) expenditures | <u>407,857</u> | <u>834,161</u> | <u>1,357,880</u> | <u>523,719</u> |
| OTHER FINANCING SOURCES (USES) | | | | |
| Transfers in | | | 500,000 | 500,000 |
| Transfers out | (583,000) | (583,000) | (1,113,000) | (530,000) |
| Sale of capital assets | - | - | 2,262 | 2,262 |
| Total other financing sources and uses | <u>(583,000)</u> | <u>(583,000)</u> | <u>(610,738)</u> | <u>(27,738)</u> |
| NET CHANGE IN FUND BALANCES | <u>(175,143)</u> | <u>251,161</u> | <u>747,142</u> | <u>495,981</u> |
| FUND BALANCES - BEGINNING | <u>8,079,863</u> | <u>9,025,143</u> | <u>9,025,143</u> | <u>-</u> |
| FUND BALANCES - ENDING | <u>\$ 7,904,720</u> | <u>\$ 9,276,304</u> | <u>\$ 9,772,285</u> | <u>\$ 495,981</u> |

IBERVILLE PARISH COUNCIL

SCHEDULE 2

Plaquemine, Louisiana

Schedule of Revenues, Expenditures, and Changes in Fund Balance - Budget to Actual

DRAINAGE MAINTENANCE

For The Year Ended December 31, 2019

| | <u>Original</u> | <u>Final</u> | <u>Actual</u> | <u>Variance</u> |
|--|---------------------|---------------------|---------------------|-------------------|
| REVENUES | | | | |
| Taxes: | | | | |
| Ad valorem | \$ 2,900,000 | \$ 3,400,000 | \$ 3,397,590 | \$ (2,410) |
| Sales | | | | |
| Franchise | | | | |
| Alcoholic beverage | | | | |
| Gaming | | | | |
| Licenses and permits | | | | |
| Intergovernmental: | | | | |
| Federal | | | | |
| State | 52,000 | 52,000 | 52,470 | 470 |
| Local | | | | |
| Charges for services | | | | |
| Use of money and property | 40,000 | 40,000 | 52,448 | 12,448 |
| Insurance fees | | | | |
| Other revenues | 10,000 | 10,000 | | (10,000) |
| In-Kind | | | | |
| Fines and forfeitures | | | | |
| Drug forfeitures | - | - | - | - |
| Total revenues | <u>3,002,000</u> | <u>3,502,000</u> | <u>3,502,508</u> | <u>508</u> |
| EXPENDITURES | | | | |
| Current: | | | | |
| Housing assistance payments | | | | |
| General government | | | | |
| Public safety | | | | |
| Public works | | | | |
| Salaries and benefits | 1,381,418 | 1,429,973 | 1,358,660 | 71,313 |
| Other program expenditures | 1,151,200 | 1,380,969 | 1,288,408 | 92,561 |
| Health and welfare | | | | |
| Economic development | | | | |
| Culture and recreation | | | | |
| Debt service: | | | | |
| Principal | | | | |
| Interest | | | | |
| Bond issuance costs | | | | |
| Advance refunding escrow | | | | |
| In-Kind | | | | |
| Capital outlay | 469,382 | 750,000 | 576,714 | 173,286 |
| Total expenditures | <u>3,002,000</u> | <u>3,560,942</u> | <u>3,223,782</u> | <u>337,160</u> |
| Excess (deficiency) of revenues over (under) expenditures | <u>-</u> | <u>(58,942)</u> | <u>278,726</u> | <u>337,668</u> |
| OTHER FINANCING SOURCES (USES) | | | | |
| Transfers in | | | | |
| Loan proceeds | | | | |
| Transfers out | | | | |
| Sale of capital assets | - | - | - | - |
| Total other financing sources and uses | <u>-</u> | <u>-</u> | <u>-</u> | <u>-</u> |
| NET CHANGE IN FUND BALANCES | <u>-</u> | <u>(58,942)</u> | <u>278,726</u> | <u>337,668</u> |
| FUND BALANCES - BEGINNING | <u>2,515,311</u> | <u>2,566,354</u> | <u>2,566,354</u> | <u>-</u> |
| FUND BALANCES - ENDING | <u>\$ 2,515,311</u> | <u>\$ 2,507,412</u> | <u>\$ 2,845,080</u> | <u>\$ 337,668</u> |

IBERVILLE PARISH COUNCIL
Plaquemine, Louisiana
Schedule of Revenues, Expenditures, and Changes in Fund Balance - Budget to Actual
PUBLIC BUILDING MAINTENANCE
For The Year Ended December 31, 2019

SCHEDULE 3

| | <u>Original</u> | <u>Final</u> | <u>Actual</u> | <u>Variance</u> |
|--|---------------------|---------------------|---------------------|-------------------|
| REVENUES | | | | |
| Taxes: | | | | |
| Ad valorem | \$ 1,700,000 | \$ 2,000,000 | \$ 2,038,463 | 38,463 |
| Sales | 1,000,000 | 850,000 | 850,000 | - |
| Franchise | | | | |
| Alcoholic beverage | | | | |
| Gaming | | | | |
| Licenses and permits | | | | |
| Intergovernmental: | | | | |
| Federal | | | | |
| State | | | | |
| Local | | | | |
| Charges for services | 125 | 125 | 471 | 346 |
| Use of money and property | 40,000 | 42,000 | 56,280 | 14,280 |
| Insurance fees | | | | |
| Other revenues | | | | - |
| In-Kind | | | | |
| Fines and forfeitures | | | | |
| Drug forfeitures | - | - | - | - |
| Total revenues | <u>2,740,125</u> | <u>2,892,125</u> | <u>2,945,214</u> | <u>53,089</u> |
| EXPENDITURES | | | | |
| Current: | | | | |
| General government | | | | |
| Salaries and benefits | 686,848 | 817,326 | 775,915 | 41,411 |
| Other program expenditures | 731,050 | 730,897 | 658,413 | 72,484 |
| Public safety | | | | |
| Salaries and benefits | | | | |
| Other program expenditures | 327,750 | 339,903 | 343,185 | (3,282) |
| Public works | | | | |
| Other program expenditures | 10,000 | 10,000 | 19,680 | (9,680) |
| Health and welfare | | | | |
| Salaries and benefits | 120,640 | 132,547 | 115,067 | 17,480 |
| Other program expenditures | 200,020 | 205,980 | 233,855 | (27,875) |
| Economic development | | | | |
| Salaries and benefits | 34,059 | 30,370 | 28,703 | 1,667 |
| Other program expenditures | 34,100 | 34,100 | 27,981 | 6,119 |
| Culture and recreation | | | | |
| Salaries and benefits | 53,381 | 53,648 | 54,620 | (972) |
| Other program expenditures | 167,100 | 199,912 | 210,065 | (10,153) |
| Debt service: | | | | |
| Principal | | | | |
| Interest | | | | |
| Bond issuance costs | | | | |
| Advance refunding escrow | | | | |
| In-Kind | | | | |
| Capital outlay | 120,000 | 70,000 | 96,569 | (26,569) |
| Total expenditures | <u>2,484,948</u> | <u>2,624,683</u> | <u>2,564,053</u> | <u>60,630</u> |
| Excess (deficiency) of revenues over (under) expenditures | <u>255,177</u> | <u>267,442</u> | <u>381,161</u> | <u>113,719</u> |
| OTHER FINANCING SOURCES (USES) | | | | |
| Transfers in | | | | |
| Loan proceeds | | | | |
| Transfers out | | | | |
| Sale of capital assets | - | - | 27 | 27 |
| Total other financing sources and uses | - | - | 27 | 27 |
| NET CHANGE IN FUND BALANCES | <u>255,177</u> | <u>267,442</u> | <u>381,188</u> | <u>113,746</u> |
| FUND BALANCES - BEGINNING | <u>3,019,747</u> | <u>3,108,357</u> | <u>3,108,357</u> | <u>-</u> |
| FUND BALANCES - ENDING | <u>\$ 3,274,924</u> | <u>\$ 3,375,799</u> | <u>\$ 3,489,545</u> | <u>\$ 113,746</u> |

IBERVILLE PARISH COUNCIL
Plaquemine, Louisiana
Schedule of Revenues, Expenditures, and Changes in Fund Balance - Budget to Actual
SALES TAX ROADS
For The Year Ended December 31, 2019

SCHEDULE 4

| | <u>Original</u> | <u>Final</u> | <u>Actual</u> | <u>Variance</u> |
|--|---------------------|---------------------|---------------------|-------------------|
| REVENUES | | | | |
| Taxes: | | | | |
| Ad valorem | \$ - | \$ - | \$ - | - |
| Sales | 3,545,791 | 4,000,000 | 4,358,011 | 358,011 |
| Franchise | | | | |
| Alcoholic beverage | | | | |
| Gaming | | | | |
| Licenses and permits | | | | |
| Intergovernmental: | | | | |
| Federal | | | | - |
| State | | 121,787 | 121,787 | - |
| Local | | | | |
| Charges for services | 225 | 368 | 600 | 232 |
| Use of money and property | 100,000 | 100,243 | 124,907 | 24,664 |
| Insurance fees | | | | |
| Other revenues | 365,000 | 305,364 | 388,005 | 82,641 |
| In-Kind | | | | |
| Fines and forfeitures | | | | |
| Drug forfeitures | - | - | - | - |
| Total revenues | <u>4,011,016</u> | <u>4,527,762</u> | <u>4,993,310</u> | <u>465,548</u> |
| EXPENDITURES | | | | |
| Current: | | | | |
| Housing assistance payments | | | | |
| General government | | | | |
| Public safety | | | | |
| Public works | | | | |
| Salaries and benefits | 1,042,324 | 1,099,733 | 1,201,813 | (102,080) |
| Other program expenditures | 1,191,626 | 1,203,500 | 1,079,509 | 123,991 |
| Health and welfare | | | | |
| Economic development | | | | |
| Culture and recreation | | | | |
| In-Kind | | | | |
| Capital Outlay | 1,950,000 | 1,950,000 | 1,528,851 | 421,149 |
| Debt service | | | | |
| Principal | | | | |
| Interest | - | - | - | - |
| Total expenditures | <u>4,183,950</u> | <u>4,253,233</u> | <u>3,810,173</u> | <u>443,060</u> |
| Excess (deficiency) of revenues over (under) expenditures | <u>(172,934)</u> | <u>274,529</u> | <u>1,183,137</u> | <u>908,608</u> |
| OTHER FINANCING SOURCES (USES) | | | | |
| Transfers in | | | | |
| Loan proceeds | | | | |
| Transfers out | | | | |
| Sale of capital assets | 59,200 | 30 | 30 | - |
| Total other financing sources and uses | <u>59,200</u> | <u>30</u> | <u>30</u> | <u>-</u> |
| NET CHANGE IN FUND BALANCE | <u>(113,734)</u> | <u>274,559</u> | <u>1,183,167</u> | <u>908,608</u> |
| FUND BALANCES - BEGINNING | <u>5,534,150</u> | <u>6,464,985</u> | <u>6,464,985</u> | <u>-</u> |
| FUND BALANCES - ENDING | <u>\$ 5,420,416</u> | <u>\$ 6,739,544</u> | <u>\$ 7,648,152</u> | <u>\$ 908,608</u> |

IBERVILLE PARISH COUNCIL

SCHEDULE 5

Plaquemine, Louisiana

Schedule of Revenues, Expenditures, and Changes in Fund Balance - Budget to Actual

SOLID WASTE

For The Year Ended December 31, 2019

| | <u>Original</u> | <u>Final</u> | <u>Actual</u> | <u>Variance</u> |
|--|---------------------|---------------------|---------------------|-------------------|
| REVENUES | | | | |
| Taxes: | | | | |
| Ad valorem | \$ - | \$ - | \$ - | - |
| Sales | 3,900,000 | 4,400,000 | 4,819,891 | 419,891 |
| Franchise | | | | |
| Alcoholic beverage | | | | |
| Gaming | | | | |
| Licenses and permits | | | | |
| Intergovernmental: | | | | |
| Federal | | 102,773 | 102,773 | |
| State | | | | |
| Local | | | | |
| Charges for services | | | | |
| Use of money and property | 120,000 | 125,000 | 153,648 | 28,648 |
| Insurance fees | | | | |
| Other revenues | 4,000 | 9,332 | 8,841 | (491) |
| In-Kind | | | | |
| Fines and forfeitures | | | | |
| Drug forfeitures | - | - | - | - |
| Total revenues | <u>4,024,000</u> | <u>4,637,105</u> | <u>5,085,153</u> | <u>448,048</u> |
| EXPENDITURES | | | | |
| Current: | | | | |
| Housing assistance payments | | | | |
| General government | | | | |
| Public safety | | | | |
| Public works | | | | |
| Salaries and benefits | 170,184 | 168,155 | 163,203 | 4,952 |
| Other program expenditures | 3,643,324 | 3,699,388 | 3,667,594 | 31,794 |
| Health and welfare | | | | |
| Economic development | | | | |
| Culture and recreation | | | | |
| Debt service: | | | | |
| Principal | | | | |
| Interest | | | | |
| Bond issuance costs | | | | |
| Advance refunding escrow | | | | |
| In-Kind | | | | |
| Capital outlay | 10,000 | 10,000 | - | 10,000 |
| Total expenditures | <u>3,823,508</u> | <u>3,877,543</u> | <u>3,830,797</u> | <u>46,746</u> |
| Excess (deficiency) of revenues over (under) expenditures | <u>200,492</u> | <u>759,562</u> | <u>1,254,356</u> | <u>494,794</u> |
| OTHER FINANCING SOURCES (USES) | | | | |
| Transfers in | | | | |
| Loan proceeds | | | | |
| Transfers out | | | | |
| Sale of capital assets | - | 2,175 | 2,175 | - |
| Total other financing sources and uses | - | 2,175 | 2,175 | - |
| NET CHANGE IN FUND BALANCE | <u>200,492</u> | <u>761,737</u> | <u>1,256,531</u> | <u>494,794</u> |
| FUND BALANCES - BEGINNING | <u>7,350,969</u> | <u>7,592,678</u> | <u>7,592,678</u> | <u>-</u> |
| FUND BALANCES - ENDING | <u>\$ 7,551,461</u> | <u>\$ 8,354,415</u> | <u>\$ 8,849,209</u> | <u>\$ 494,794</u> |

IBERVILLE PARISH COUNCIL

SCHEDULE 6

Plaquemine, Louisiana

Schedule of Revenues, Expenditures, and Changes in Fund Balance - Budget to Actual

IBERVILLE MEDICAL COMPLEX CDBG

For The Year Ended December 31, 2019

| | <u>Original</u> | <u>Final</u> | <u>Actual</u> | <u>Variance</u> |
|--|---------------------|---------------------|---------------------|--------------------|
| REVENUES | | | | |
| Taxes: | | | | |
| Ad valorem | \$ - | \$ - | \$ - | - |
| Sales | | | | |
| Franchise | | | | |
| Alcoholic beverage | | | | |
| Gaming | | | | |
| Licenses and permits | | | | |
| Intergovernmental: | | | | |
| Federal | 65,000 | | | |
| State | | | | |
| Local | | | | |
| Charges for services | 1,569,446 | 1,672,038 | 1,707,151 | 35,113 |
| Use of money and property | 35,000 | 50,000 | 60,780 | 10,780 |
| Insurance fees | | | | |
| Other revenues | | | | |
| In-Kind | | | | |
| Fines and forfeitures | | | | |
| Drug forfeitures | - | - | - | - |
| Total revenues | <u>1,669,446</u> | <u>1,722,038</u> | <u>1,767,931</u> | <u>45,893</u> |
| EXPENDITURES | | | | |
| Current: | | | | |
| Housing assistance payments | | | | |
| General government | | | | |
| Salaries and benefits | 63,588 | 57,434 | 56,745 | 689 |
| Other program expenditures | 715,900 | 322,614 | 282,750 | 39,864 |
| Public safety | | | | |
| Public works | | | | |
| Health and welfare | | | | |
| Economic development | | | | |
| Culture and recreation | | | | |
| Debt service: | | | | |
| Principal | | | | |
| Interest | | 258,102 | 258,102 | |
| Bond issuance costs | | | | |
| Advance refunding escrow | | | | |
| In-Kind | | | | |
| Capital outlay | 500,000 | 747,937 | 871,444 | (123,507) |
| Total expenditures | <u>1,279,488</u> | <u>1,386,087</u> | <u>1,469,041</u> | <u>(82,954)</u> |
| Excess (deficiency) of revenues over (under) expenditures | <u>389,958</u> | <u>335,951</u> | <u>298,890</u> | <u>(37,061)</u> |
| OTHER FINANCING SOURCES (USES) | | | | |
| Transfers in | | | | - |
| Loan proceeds | | | | |
| Transfers out | | | | |
| Sale of capital assets | - | - | - | - |
| Total other financing sources and uses | - | - | - | - |
| NET CHANGE IN FUND BALANCE | <u>389,958</u> | <u>335,951</u> | <u>298,890</u> | <u>(37,061)</u> |
| FUND BALANCES - BEGINNING | <u>3,092,855</u> | <u>3,510,135</u> | <u>3,510,135</u> | <u>-</u> |
| FUND BALANCES - ENDING | <u>\$ 3,482,813</u> | <u>\$ 3,846,086</u> | <u>\$ 3,809,025</u> | <u>\$ (37,061)</u> |

Iberville Parish Council
Schedule of Changes in Net OPEB Liability and Related Ratios
For the Year Ended December 31, 2019

SCHEDULE 7

| Total OPEB Liability | 2019 | 2018 |
|---|-------------------|-------------------|
| Service cost | \$ 15,034 | \$ 18,143 |
| Interest | 20,279 | 17,921 |
| Changes of benefit terms | - | - |
| Differences between expected and actual experience | 55,564 | 10,167 |
| Changes of assumptions | 70,277 | (31,652) |
| Benefit payments | (41,563) | (39,396) |
| Net change in total OPEB liability | 119,591 | (24,817) |
| Total OPEB liability - beginning | 487,085 | 511,902 |
| Total OPEB liability - ending (a) | \$ 606,676 | \$ 487,085 |
| Covered-employee payroll | \$ 6,277,340 | \$ 6,094,505 |
| Net OPEB liability as a percentage of covered-employee payroll | 9.66% | 7.99% |
| Notes to Schedule: | | |
| <i>Benefit Changes.</i> | NONE | NONE |
| <i>Changes of Assumptions.</i> | 4.10% | 2.74% |

This schedule is intended to show information for 10 years. Additional years will be displayed as they become available.

Iberville Parish Library
Schedule of Changes in Net OPEB Liability and Related Ratios
For the Year Ended December 31, 2019

SCHEDULE 8

| Total OPEB Liability | 2019 | 2018 |
|---|------------------|------------------|
| Service cost | \$ 1,604 | \$ 1,921 |
| Interest | 3,918 | 3,790 |
| Changes of benefit terms | - | - |
| Differences between expected and actual experience | (2,544) | (2,855) |
| Changes of assumptions | 8,826 | (4,181) |
| Benefit payments | (13,853) | (13,131) |
| Net change in total OPEB liability | (2,049) | (14,456) |
| Total OPEB liability - beginning | 94,770 | 109,226 |
| Total OPEB liability - ending (a) | \$ 92,721 | \$ 94,770 |
| Covered-employee payroll | \$ 955,259 | \$ 927,436 |
| Net OPEB liability as a percentage of covered-employee payroll | 9.71% | 10.22% |
| Notes to Schedule: | | |
| <i>Benefit Changes.</i> | NONE | NONE |
| <i>Changes of Assumptions.</i> | 4.10% | 2.74% |

This schedule is intended to show information for 10 years. Additional years will be displayed as they become available.

IBERVILLE PARISH COUNCIL
Plaquemine, LA
Schedule of Iberville Parish Council's Proportionate
Share of Net Pension Liability
For the Year Ended December 31, 2019

| Fund Type | Year Ended Decemeber 31, | Employer Proportion of the Net Pension Liability (Asset) | Employer Proportionate Share of the Net Pension Liability (Asset) | Employer's Covered Employee Payroll | Employer's Proportionate Share of the Net Pension Liability (Asset) as a Percentage of its Covered Employee Payroll | Plan Fiduciary Net Position as a Percentage of the Total Pension Liability |
|---|---|---|--|--|--|---|
| Iberville Parish Council - Governmental Activities | 2019 | 0.914724% | \$ 4,059,873 | \$ 5,826,256 | 69.6824% | 88.86% |
| | 2018 | 0.867010% | \$ (643,535) | \$ 5,412,422 | -11.8900% | 101.98% |
| | 2017 | 0.872543% | \$ 1,797,014 | \$ 5,231,468 | 34.3501% | 94.15% |
| | 2016 | 0.826975% | \$ 2,176,835 | \$ 5,345,019 | 40.7264% | 92.23% |
| | 2015 | 0.749054% | \$ 204,798 | \$ 4,731,264 | 4.3286% | 99.15% |
| Iberville Parish Council - Business-Type Activities | 2019 | 0.172519% | \$ 765,702 | \$ 1,284,965 | 59.5893% | 88.86% |
| | 2018 | 0.163520% | \$ (121,372) | \$ 1,253,364 | -9.6837% | 101.98% |
| | 2017 | 0.164564% | \$ 338,921 | \$ 1,084,390 | 31.2545% | 94.15% |
| | 2016 | 0.155969% | \$ 410,556 | \$ 1,023,598 | 40.1091% | 92.23% |
| | 2015 | 0.142734% | \$ 38,625 | \$ 893,876 | 4.3211% | 99.15% |
| Iberville Parks & Recreation District | 2019 | 0.066853% | \$ 296,718 | \$ 327,284 | 90.6607% | 88.86% |
| | 2018 | 0.061716% | \$ (45,808) | \$ 410,089 | -11.1703% | 101.98% |
| | 2017 | 0.077837% | \$ 160,306 | \$ 379,842 | 42.2033% | 94.15% |
| | 2016 | 0.088651% | \$ 233,355 | \$ 461,616 | 50.5518% | 92.23% |
| | 2015 | 0.083449% | \$ 22,816 | \$ 511,150 | 4.4637% | 99.15% |
| Iberville Parish Library | 2019 | 0.153902% | \$ 683,072 | \$ 1,024,028 | 66.7044% | 88.86% |
| | 2018 | 0.145874% | \$ (108,275) | \$ 922,542 | -11.7366% | 101.98% |
| | 2017 | 0.146810% | \$ 302,347 | \$ 924,092 | 32.7183% | 94.15% |
| | 2016 | 0.139138% | \$ 366,252 | \$ 879,906 | 41.6240% | 92.23% |
| | 2015 | 0.126028% | \$ 34,457 | \$ 796,082 | 4.3283% | 99.15% |

The schedule is intended to show information for 10 years. Additional years will be displayed as they become available.

IBERVILLE PARISH COUNCIL
Plaquemine, LA
Schedule of Parish Council's Contributions
For The Year Ended December 31, 2019

| Fund Type | Year Ended December 31, | Contractually Required Contribution | Contributions in Relation to Contractual Required Contributions | Contribution Deficiency (Excess) | Employer's Covered Employee Payroll | Contributions as a % of Covered Employee Payroll |
|---|--|--|--|---|--|---|
| Iberville Parish Council - Governmental Activities | 2019 | \$ 669,987 | \$ 669,987 | \$ - | \$ 5,826,256 | 11.4994% |
| | 2018 | \$ 622,428 | \$ 622,428 | \$ - | \$ 5,412,422 | 11.5000% |
| | 2017 | \$ 653,786 | \$ 653,786 | \$ - | \$ 5,231,468 | 12.4972% |
| | 2016 | \$ 694,853 | \$ 694,853 | \$ - | \$ 5,345,019 | 13.0000% |
| | 2015 | \$ 686,034 | \$ 686,034 | \$ - | \$ 4,731,264 | 14.5000% |
| Iberville Parish Council - Business-Type Activities | 2019 | \$ 147,804 | \$ 147,804 | \$ - | \$ 1,284,965 | 11.5026% |
| | 2018 | \$ 144,137 | \$ 144,137 | \$ - | \$ 1,253,364 | 11.5000% |
| | 2017 | \$ 135,549 | \$ 135,549 | \$ - | \$ 1,084,390 | 12.5000% |
| | 2016 | \$ 133,068 | \$ 133,068 | \$ - | \$ 1,023,598 | 13.0000% |
| | 2015 | \$ 129,612 | \$ 129,612 | \$ - | \$ 893,876 | 14.5000% |
| Iberville Parks & Recreation District | 2019 | \$ 37,638 | \$ 37,638 | \$ - | \$ 327,284 | 11.5001% |
| | 2018 | \$ 47,160 | \$ 47,160 | \$ - | \$ 410,089 | 11.4999% |
| | 2017 | \$ 47,484 | \$ 47,484 | \$ - | \$ 379,842 | 12.5010% |
| | 2016 | \$ 60,010 | \$ 60,010 | \$ - | \$ 461,616 | 13.0000% |
| | 2015 | \$ 73,657 | \$ 73,657 | \$ - | \$ 511,150 | 14.4101% |
| Iberville Parish Library | 2019 | \$ 117,764 | \$ 117,764 | \$ - | \$ 1,024,028 | 11.5001% |
| | 2018 | \$ 106,092 | \$ 106,092 | \$ - | \$ 922,542 | 11.5000% |
| | 2017 | \$ 115,511 | \$ 115,511 | \$ - | \$ 924,092 | 12.4999% |
| | 2016 | \$ 114,388 | \$ 114,388 | \$ - | \$ 879,906 | 13.0000% |
| | 2015 | \$ 115,403 | \$ 115,403 | \$ - | \$ 796,082 | 14.4964% |

Special Revenue Funds



COA-White Castle

NON-MAJOR SPECIAL REVENUE FUNDS

Special Revenue Funds account for the proceeds of specific revenue sources (other than special assessments, expendable trusts, or for major capital projects) that are legally restricted to expenditures for specific purposes.

Bayou Goula Fire Department Fund accounts for the operation of the volunteer fire department in the Bayou Goula area. Financing is provided by a state two percent fire insurance rebate program, sales tax revenue and interest earnings.

Office of Emergency Preparedness Fund accounts for the public protection during emergencies. Financing is provided by pro-rata appropriations from municipalities within the parish, Parish Council and a federal matching grant for administrative costs from the Federal Emergency Management Agency.

Criminal Court Fund accounts for fines and forfeitures of the district courts of the Eighteenth Judicial District, but only for that portion from Iberville Parish. Activities of the parishes of West Baton Rouge and Pointe Coupee are included in their respective reports. Expenditures are made from the fund on the motion of the District Attorney and approval of the District Judges.

Visitor's Enterprise Fund accounts for state funding dedicated to tourism in Iberville Parish.

President's Council on Drug Abuse Fund provides for the operations of the substance abuse clinic which provides counseling for parish residents. Financing is provided by grants and sales tax revenue

East Side Fire District No. 1 Fund accounts for the operations of the volunteer fire department in the eastern portion of the parish. Financing is provided by ad valorem taxes, the state two percent fire insurance rebate program, sales tax revenue and interest earnings.

White Castle Fire Department Fund accounts for the operation of the volunteer fire department in the White Castle area. Financing is provided by sales tax revenue grant and interest earnings.

Bayou Sorrel/Bayou Pigeon Consolidated Fire Department accounts for the operation of the volunteer fire department in the Bayou Sorrel and Bayou Pigeon area. Financing is provided by sales tax revenue grant and interest earnings.

NONMAJOR SPECIAL REVENUE FUNDS

(Continued)

Parish Transportation Fund accounts for the maintenance of all parish roads. Major financing is provided by the State of Louisiana Parish Transportation Fund and interest earnings.

Vehicle and Equipment Replacement Fund accounts for the sales taxes dedicated to the periodic replacement of Vehicles and Heavy Equipment.

Bayou Blue Fire District No. 2 Fund accounts for the operations of the volunteer fire department in portions of Ward 7 of the parish. Major financing is provided by ad valorem taxes, sales tax revenue and interest earnings.

Community Services Block Grant Fund program accounts for federal funds that are used to reduce the causes and consequences of overtly within a community.

911 Telephone Assistance Fund accounts for the 911 telephone enhancement project. Major financing is provided by user fees assessed on residential telephone service.

Section 8 Housing Fund (the Lower-Income Housing Assistance Program) accounts for federal funds that are used to help low-income families obtain decent, safe, and sanitary housing through a system of rental subsidies.

Disaster Relief Fund accounts for monetary donations following hurricane Katrina and Rita for emergency disaster relief. This fund is used to purchase food, medication, and transportation, as well as any other emergency needs that may rise from any future disasters. This fund was used during 2008 to purchase basic needs such as ice and water following Hurricane Gustav. We expect 90% of the expenditures in this fund to be reimbursed by FEMA.

18th JDC Drug Court Fund accounts for operations of Eighteenth Judicial District Drug Court Funds to encourage abstinence and law-abiding behavior and reduce the recidivism of drug/alcohol offenders. This program is funded primarily by the Louisiana Supreme Court but also receives funds from charges for services.

IBERVILLE PARISH COUNCIL
Plaquemine, Louisiana
Combined Balance Sheet
NON-MAJOR SPECIAL REVENUE FUNDS
December 31, 2019

SCHEDULE 11

| | Bayou Goula Fire Department Fund | Office of Emergency Preparedness | Criminal Court Fund | Visitor Enterprise Fund | President's Council On Drug Abuse Fund | East Side Fire District Number 1 Fund |
|--|---|---|------------------------------------|--|---|--|
| ASSETS | | | | | | |
| Cash and cash equivalents | \$ 217,625 | \$ 9,681 | \$ 147,109 | \$ 174,715 | \$ 98,417 | \$ 785,322 |
| Receivables (net of allowances) | 16,292 | 248,346 | 9,567 | 5,235 | 6,340 | 274,216 |
| Due from other funds | | | | | | |
| Other assets | - | - | 66 | - | - | - |
| TOTAL ASSETS | <u>\$ 233,917</u> | <u>\$ 258,027</u> | <u>\$ 156,742</u> | <u>\$ 179,950</u> | <u>\$ 104,757</u> | <u>\$ 1,059,538</u> |
| LIABILITIES AND FUND EQUITY | | | | | | |
| Liabilities: | | | | | | |
| Accounts payable | \$ 9,154 | \$ 21,247 | \$ 17,786 | \$ 18,698 | \$ 2,322 | \$ 37,465 |
| Due to other funds | | | | | | |
| Deferred revenues | | | | | | |
| Bank overdraft | | | | | | |
| Other payables | (15) | 541 | 46 | 652 | 348 | 10,040 |
| Total liabilities | <u>9,139</u> | <u>21,788</u> | <u>17,832</u> | <u>19,350</u> | <u>2,670</u> | <u>47,505</u> |
| Fund balances: | | | | | | |
| Nonspendable | | | 66 | | | |
| Restricted | 224,778 | 236,239 | 138,844 | 160,600 | | 1,012,033 |
| Committed | | | | | 102,087 | |
| Assigned | - | - | - | - | - | - |
| Total fund balances | <u>224,778</u> | <u>236,239</u> | <u>138,910</u> | <u>160,600</u> | <u>102,087</u> | <u>1,012,033</u> |
| TOTAL LIABILITIES AND FUND EQUITY | <u>\$ 233,917</u> | <u>\$ 258,027</u> | <u>\$ 156,742</u> | <u>\$ 179,950</u> | <u>\$ 104,757</u> | <u>\$ 1,059,538</u> |

Continued on next page

IBERVILLE PARISH COUNCIL
Plaquemine, Louisiana
Combined Balance Sheet
NON-MAJOR SPECIAL REVENUE FUNDS
December 31, 2019

SCHEDULE 11

| | <u>White Castle Fire Department Fund</u> | <u>Bayou Sorrel/ Bayou Pigeon Cons. Fire Dept.</u> | <u>Parish Transportation Fund</u> | <u>Vehicle and Equipment Replacement Fund</u> | <u>Bayou Blue Fire District Number 2 Fund</u> | <u>Community Services Block Grant Fund</u> |
|--|--|--|---|---|---|--|
| ASSETS | | | | | | |
| Cash and cash equivalents | \$ 218,372 | \$ 1,583,571 | \$ 519,836 | \$ 771,312 | \$ 1,157,235 | \$ 4,801 |
| Receivables (net of allowances) | 36,292 | 32,584 | 31,210 | | 95,322 | |
| Due from other funds | | | | | | |
| Other assets | - | - | - | - | 1,832 | - |
| TOTAL ASSETS | <u>\$ 254,664</u> | <u>\$ 1,616,155</u> | <u>\$ 551,046</u> | <u>\$ 771,312</u> | <u>\$ 1,254,389</u> | <u>\$ 4,801</u> |
| LIABILITIES AND FUND EQUITY | | | | | | |
| Liabilities: | | | | | | |
| Accounts payable | \$ 15,947 | \$ 34,018 | \$ 5,723 | \$ - | \$ 16,844 | \$ - |
| Due to other funds | | | | | | |
| Deferred revenues | | | | | | |
| Bank overdraft | | | | | | |
| Other payables | (12) | - | - | - | 3,013 | - |
| Total liabilities | <u>15,935</u> | <u>34,018</u> | <u>5,723</u> | <u>-</u> | <u>19,857</u> | <u>-</u> |
| Fund balances: | | | | | | |
| Nonspendable | | | | | 1,832 | |
| Restricted | 238,729 | 1,582,137 | 545,323 | | 1,232,700 | 4,801 |
| Committed | | | | 771,312 | | |
| Assigned | - | - | - | - | - | - |
| Total fund balances | <u>238,729</u> | <u>1,582,137</u> | <u>545,323</u> | <u>771,312</u> | <u>1,234,532</u> | <u>4,801</u> |
| TOTAL LIABILITIES AND FUND EQUITY | <u>\$ 254,664</u> | <u>\$ 1,616,155</u> | <u>\$ 551,046</u> | <u>\$ 771,312</u> | <u>\$ 1,254,389</u> | <u>\$ 4,801</u> |

Continued on next page

IBERVILLE PARISH COUNCIL
Plaquemine, Louisiana
Combined Balance Sheet
NON-MAJOR SPECIAL REVENUE FUNDS
December 31, 2019

SCHEDULE 11

| | E911 Fund | Section 8 Housing Fund | Disaster Relief Fund | 18 JDC Drug Court | NON-MAJOR Total Special Revenue Funds |
|--|----------------------|---------------------------------------|-------------------------------------|----------------------------------|--|
| ASSETS | | | | | |
| Cash and cash equivalents | \$ 762,094 | \$ 15,508 | \$ 79,534 | \$ 35,686 | \$ 6,580,818 |
| Receivables (net of allowances) | 71,043 | | | 12,723 | 839,170 |
| Due from other funds | | | | | |
| Other assets | 7,799 | - | - | - | 9,697 |
| TOTAL ASSETS | <u>\$ 840,936</u> | <u>\$ 15,508</u> | <u>\$ 79,534</u> | <u>\$ 48,409</u> | <u>\$ 7,429,685</u> |
| LIABILITIES AND FUND EQUITY | | | | | |
| Liabilities: | | | | | |
| Accounts payable | \$ 22,842 | \$ - | \$ - | \$ 19,595 | \$ 221,641 |
| Due to other funds | | | | | |
| Deferred revenues | | | | | |
| Bank overdraft | | | | | |
| Other payables | 1,384 | - | - | 181 | 16,178 |
| Total liabilities | <u>24,226</u> | <u>-</u> | <u>-</u> | <u>19,776</u> | <u>237,819</u> |
| Fund balances: | | | | | |
| Nonspendable | 7,799 | | | | 9,697 |
| Restricted | 808,911 | 15,508 | 79,534 | 28,633 | 6,308,770 |
| Committed | | | | | 873,399 |
| Assigned | - | - | - | - | - |
| Total fund balances | <u>816,710</u> | <u>15,508</u> | <u>79,534</u> | <u>28,633</u> | <u>7,191,866</u> |
| TOTAL LIABILITIES AND FUND EQUITY | <u>\$ 840,936</u> | <u>\$ 15,508</u> | <u>\$ 79,534</u> | <u>\$ 48,409</u> | <u>\$ 7,429,685</u> |

Concluded

IBERVILLE PARISH COUNCIL
Plaquemine, Louisiana
Combining Statement of Revenues, Expenditures, and Changes in Fund Balance
NON-MAJOR SPECIAL REVENUE FUNDS
For the Year Ended December 31, 2019

SCHEDULE 12

| | Bayou Goula Fire Department Fund | Office of Emergency Preparedness | Criminal Court Fund | Visitor Enterprise Fund |
|--|--|--|---------------------------|-------------------------------|
| REVENUES | | | | |
| Taxes | | | | |
| Ad valorem | \$ - | \$ - | \$ - | \$ - |
| Sale and use | 198,937 | | | 65,581 |
| Intergovernmental revenues: | | | | |
| Federal | | 77,133 | | |
| State | 4,603 | | | 129,458 |
| Local | | 90,208 | | |
| Fines and forfeitures | | | 136,237 | |
| Charges for services | 18,000 | 121 | 159,807 | |
| Use of money and property | 315 | | | |
| Other revenues | | | | |
| In kind | - | - | - | - |
| Total revenues | <u>221,855</u> | <u>167,462</u> | <u>296,044</u> | <u>195,039</u> |
| EXPENDITURES | | | | |
| Current: | | | | |
| General government | | | 191,793 | |
| Public safety | 102,646 | 331,721 | | |
| Public works | | | | |
| Health and welfare | | | | |
| Culture and recreation | | | | 421,399 |
| Economic development | | | | |
| Other expenditures | | | | |
| Capital outlay | 61,637 | 45,621 | | |
| Debt service | | | | |
| Principal | | | | |
| Interest | - | - | - | - |
| Total expenditures | <u>164,283</u> | <u>377,342</u> | <u>191,793</u> | <u>421,399</u> |
| EXCESS (DEFICIENCY) OF REVENUES OVER EXPENDITURES | <u>57,572</u> | <u>(209,880)</u> | <u>104,251</u> | <u>(226,360)</u> |
| OTHER FINANCING SOURCES (USES) | | | | |
| Operating transfers in | | 200,000 | | 250,000 |
| Sale of assets | | | | |
| Loan proceeds | | | | |
| Operating transfers out | - | - | - | - |
| Total other financing sources (uses) | <u>-</u> | <u>200,000</u> | <u>-</u> | <u>250,000</u> |
| EXCESS (DEFICIENCY) OF REVENUES AND OTHER SOURCES OVER EXPENDITURES | <u>57,572</u> | <u>(9,880)</u> | <u>104,251</u> | <u>23,640</u> |
| FUND BALANCES (DEFICIT) AT BEGINNING OF YEAR | <u>167,206</u> | <u>246,119</u> | <u>34,659</u> | <u>136,960</u> |
| FUND BALANCE (DEFICIT) AT THE END OF YEAR | <u>\$ 224,778</u> | <u>\$ 236,239</u> | <u>\$ 138,910</u> | <u>\$ 160,600</u> |

Continued on next page

IBERVILLE PARISH COUNCIL
Plaquemine, Louisiana
Combining Statement of Revenues, Expenditures, and Changes in Fund Balance
NON-MAJOR SPECIAL REVENUE FUNDS
For the Year Ended December 31, 2019

SCHEDULE 12

| | President's Council On Drug Abuse Fund | East Side Fire District Number 1 Fund | White Castle Fire Department Fund | Bayou Sorrel/ Bayou Pigeon Cons. Fire Dept. |
|--|--|---|---|---|
| REVENUES | | | | |
| Taxes | | | | |
| Ad valorem | \$ - | \$ 283,110 | \$ - | \$ - |
| Sale and use | | 198,937 | 198,937 | 397,875 |
| Intergovernmental revenues: | | | | |
| Federal | 10,590 | | | |
| State | | 28,790 | 17,217 | 9,642 |
| Local | | | 20,000 | - |
| Fines and forfeitures | 64,607 | | | |
| Charges for services | 2,690 | 2,500 | | |
| Use of money and property | | 16,840 | | 56,384 |
| Other revenues | | 200 | | 1,000 |
| In kind | - | - | - | - |
| Total revenues | <u>77,887</u> | <u>530,377</u> | <u>236,154</u> | <u>464,901</u> |
| EXPENDITURES | | | | |
| Current: | | | | |
| General government | | | | |
| Public safety | | 421,969 | 176,407 | 185,676 |
| Public works | | | | |
| Health and welfare | 218,218 | | | |
| Culture and recreation | | | | |
| Economic development | | | | |
| Other expenditures | | | | |
| Capital outlay | | 464,210 | | 1,099,476 |
| Debt service | | | | |
| Principal | | 38,750 | | 80,000 |
| Interest | - | 17,519 | - | 48,910 |
| Total expenditures | <u>218,218</u> | <u>942,448</u> | <u>176,407</u> | <u>1,414,062</u> |
| EXCESS (DEFICIENCY) OF REVENUES OVER EXPENDITURES | <u>(140,331)</u> | <u>(412,071)</u> | <u>59,747</u> | <u>(949,161)</u> |
| OTHER FINANCING SOURCES (USES) | | | | |
| Operating transfers in | 163,000 | | | - |
| Sale of assets | | 680 | | 140 |
| Loan proceeds | | 464,210 | | - |
| Operating transfers out | - | - | - | - |
| Total other financing sources (uses) | <u>163,000</u> | <u>464,890</u> | <u>-</u> | <u>140</u> |
| EXCESS (DEFICIENCY) OF REVENUES AND OTHER SOURCES OVER EXPENDITURES | <u>22,669</u> | <u>52,819</u> | <u>59,747</u> | <u>(949,021)</u> |
| FUND BALANCES (DEFICIT) AT BEGINNING OF YEAR | <u>79,418</u> | <u>959,214</u> | <u>178,982</u> | <u>2,531,158</u> |
| FUND BALANCE (DEFICIT) AT THE END OF YEAR | <u>\$ 102,087</u> | <u>\$ 1,012,033</u> | <u>\$ 238,729</u> | <u>\$ 1,582,137</u> |

Continued on next page

IBERVILLE PARISH COUNCIL
Plaquemine, Louisiana
Combining Statement of Revenues, Expenditures, and Changes in Fund Balance
NON-MAJOR SPECIAL REVENUE FUNDS
For the Year Ended December 31, 2019

SCHEDULE 12

| | Parish Transportation Fund | Vehicle and Equipment Replacement Fund | Bayou Blue Fire District Number 2 Fund | Community Services Block Grant Fund |
|--|----------------------------------|--|--|---|
| REVENUES | | | | |
| Taxes | | | | |
| Ad valorem | \$ - | \$ - | \$ 90,690 | \$ - |
| Sale and use | | 350,000 | 198,937 | |
| Intergovernmental revenues: | | | | |
| Federal | | | | 97,535 |
| State | 400,261 | | 5,222 | |
| Local | | | | |
| Fines and forfeitures | | | | |
| Charges for services | | | | |
| Use of money and property | 10,733 | | 16,215 | |
| Other revenues | | | | |
| In kind | - | - | - | - |
| Total revenues | <u>410,994</u> | <u>350,000</u> | <u>311,064</u> | <u>97,535</u> |
| EXPENDITURES | | | | |
| Current: | | | | |
| General government | | | | |
| Public safety | | | 119,982 | |
| Public works | 296,754 | | | |
| Health and welfare | | | | 97,535 |
| Culture and recreation | | | | |
| Economic development | | | | |
| Other expenditures | | | | |
| Capital outlay | 238,888 | 139,696 | | |
| Debt service | | | | |
| Principal | | | | |
| Interest | - | - | - | - |
| Total expenditures | <u>535,642</u> | <u>139,696</u> | <u>119,982</u> | <u>97,535</u> |
| EXCESS (DEFICIENCY) OF REVENUES OVER EXPENDITURES | <u>(124,648)</u> | <u>210,304</u> | <u>191,082</u> | <u>-</u> |
| OTHER FINANCING SOURCES (USES) | | | | |
| Operating transfers in | | | | |
| Sale of assets | | | | |
| Loan proceeds | | | | |
| Operating transfers out | - | - | - | - |
| Total other financing sources (uses) | <u>-</u> | <u>-</u> | <u>-</u> | <u>-</u> |
| EXCESS (DEFICIENCY) OF REVENUES AND OTHER SOURCES OVER EXPENDITURES | <u>(124,648)</u> | <u>210,304</u> | <u>191,082</u> | <u>-</u> |
| FUND BALANCES (DEFICIT) AT BEGINNING OF YEAR | <u>669,971</u> | <u>561,008</u> | <u>1,043,450</u> | <u>4,801</u> |
| FUND BALANCE (DEFICIT) AT THE END OF YEAR | <u>\$ 545,323</u> | <u>\$ 771,312</u> | <u>\$ 1,234,532</u> | <u>\$ 4,801</u> |

Continued on next page

IBERVILLE PARISH COUNCIL
Plaquemine, Louisiana
Combining Statement of Revenues, Expenditures, and Changes in Fund Balance
NON-MAJOR SPECIAL REVENUE FUNDS
For the Year Ended December 31, 2019

SCHEDULE 12

| | E911 Fund | Section 8 Housing Fund | Disaster Relief Fund | 18th JDC Drug Court | NON-MAJOR Total Special Revenue |
|--|----------------------|---------------------------------------|-------------------------------------|------------------------------------|--|
| REVENUES | | | | | |
| Taxes | | | | | |
| Ad valorem | \$ - | \$ - | \$ - | \$ - | 373,800 |
| Sale and use | 300,000 | | | | 1,909,204 |
| Intergovernmental revenues: | | | | | |
| Federal | | 135,152 | | | 320,410 |
| State | | | | 160,249 | 755,442 |
| Local | | | | | 110,208 |
| Fines and forfeitures | | | | | 200,844 |
| Charges for services | 493,748 | | | 19,432 | 696,298 |
| Use of money and property | | | | | 100,487 |
| Other revenues | 15,000 | 23,150 | | | 39,350 |
| In kind | - | - | - | - | - |
| Total revenues | <u>808,748</u> | <u>158,302</u> | <u>-</u> | <u>179,681</u> | <u>4,506,043</u> |
| EXPENDITURES | | | | | |
| Current: | | | | | |
| General government | | | | 186,182 | 377,975 |
| Public safety | 670,068 | | | | 2,008,469 |
| Public works | | | | | 296,754 |
| Health and welfare | | 163,680 | | | 479,433 |
| Culture and recreation | | | | | 421,399 |
| Economic development | | | | | |
| Other expenditures | | | | | |
| Capital outlay | | | | | 2,049,528 |
| Debt service | | | | | |
| Principal | | | | | 118,750 |
| Interest | - | - | - | - | 66,429 |
| Total expenditures | <u>670,068</u> | <u>163,680</u> | <u>-</u> | <u>186,182</u> | <u>5,818,737</u> |
| EXCESS (DEFICIENCY) OF REVENUES OVER EXPENDITURES | <u>138,680</u> | <u>(5,378)</u> | <u>-</u> | <u>(6,501)</u> | <u>(1,312,694)</u> |
| OTHER FINANCING SOURCES (USES) | | | | | |
| Operating transfers in | | | | | 613,000 |
| Sale of assets | | | | | 820 |
| Loan proceeds | | | | | 464,210 |
| Operating transfers out | - | - | - | - | - |
| Total other financing sources (uses) | <u>-</u> | <u>-</u> | <u>-</u> | <u>-</u> | <u>1,078,030</u> |
| EXCESS (DEFICIENCY) OF REVENUES AND OTHER SOURCES OVER EXPENDITURES | <u>138,680</u> | <u>(5,378)</u> | <u>-</u> | <u>(6,501)</u> | <u>(234,664)</u> |
| FUND BALANCES (DEFICIT) AT BEGINNING OF YEAR | <u>678,030</u> | <u>20,886</u> | <u>79,534</u> | <u>35,134</u> | <u>7,426,530</u> |
| FUND BALANCE (DEFICIT) AT THE END OF YEAR | <u>\$ 816,710</u> | <u>\$ 15,508</u> | <u>\$ 79,534</u> | <u>\$ 28,633</u> | <u>\$ 7,191,866</u> |

Concluded

**This page contains no
financial data.**

Debt Service Funds



Firing Range

NON-MAJOR DEBT SERVICE FUNDS

Sales Tax Bond Debt Service Fund accounts for bond debt service requirements in relation to the \$10,410,000 sales tax revenue advance refunding bonds issued in 2016.

2015 DHH Loan Reserve Fund accounts for reserve requirement on the DHH revolving water loan.

DHH Loan Debt Service Fund accounts for sinking fund requirements and debt service principal/interest on the DHH revolving water loan.

IBERVILLE PARISH COUNCIL
Plaquemine, Louisiana
Balance Sheet
NON-MAJOR DEBT SERVICE FUNDS
December 31, 2019

SCHEDULE 13

| | <u>Sales Tax Bond Debt Service Fund</u> | <u>2015 DHH Loan Reserve Fund</u> | <u>DHH Loan Service Fund</u> | <u>NON-MAJOR Total Debt Service Funds</u> |
|--|---|---|--------------------------------------|---|
| ASSETS | | | | |
| Cash and cash equivalents | \$ 1,402,082 | \$ 236,189 | \$ 1,030,658 | \$ 2,668,929 |
| Cash with paying agents | | | | |
| Receivables | 127,179 | | 40,086 | 167,265 |
| Prepaid | | | | |
| Other Assets | <u>11,154</u> | <u>-</u> | <u>-</u> | <u>11,154</u> |
| TOTAL ASSETS | <u>\$ 1,540,415</u> | <u>\$ 236,189</u> | <u>\$ 1,070,744</u> | <u>\$ 2,847,348</u> |
| LIABILITIES AND FUND EQUITY | | | | |
| Liabilities: | | | | |
| Accounts payable | | | | |
| Matured bonds and interest payable | <u>-</u> | <u>-</u> | <u>-</u> | <u>-</u> |
| Total liabilities | <u>-</u> | <u>-</u> | <u>-</u> | <u>-</u> |
| Fund Balances: | | | | |
| Restricted | <u>1,540,415</u> | <u>236,189</u> | <u>1,070,744</u> | <u>2,847,348</u> |
| Total fund equity | <u>1,540,415</u> | <u>236,189</u> | <u>1,070,744</u> | <u>2,847,348</u> |
| TOTAL LIABILITIES AND FUND EQUITY | <u>\$ 1,540,415</u> | <u>\$ 236,189</u> | <u>\$ 1,070,744</u> | <u>\$ 2,847,348</u> |

IBERVILLE PARISH COUNCIL
Plaquemine, Louisiana
Statement of Revenues, Expenditures, and Changes in Fund Balances
NON-MAJOR DEBT SERVICE FUNDS
For the Year Ended December 31, 2019

SCHEDULE 14

| | Sales Tax Bond Debt Service Fund | 2015 DHH Loan Reserve Fund | DHH Loan Service Fund | NON-MAJOR Total Debt Service Funds |
|---|---|---|--------------------------------------|---|
| REVENUES | | | | |
| Sales Tax | \$ 1,533,967 | \$ - | \$ 481,123 | \$ 2,015,090 |
| Use of money and property | | | | |
| Other revenues | - | - | - | - |
| Total revenues | <u>1,533,967</u> | <u>-</u> | <u>481,123</u> | <u>2,015,090</u> |
| EXPENDITURES | | | | |
| General Government | | | | |
| Debt service: | | | | |
| Principal retirement | 1,295,000 | | 218,000 | 1,513,000 |
| Interest and bank charges | 305,550 | - | 189,546 | 495,096 |
| Total expenditures | <u>1,600,550</u> | <u>-</u> | <u>407,546</u> | <u>2,008,096</u> |
| EXCESS (DEFICIENCY) OF REVENUES OVER EXPENDITURES | <u>(66,583)</u> | <u>-</u> | <u>73,577</u> | <u>6,994</u> |
| OTHER FINANCING SOURCES (USES) | | | | |
| Bond proceeds (net) | | | | |
| Operating transfers in | | | | |
| Operating transfers out | - | - | - | - |
| Total other financing sources (uses) | <u>-</u> | <u>-</u> | <u>-</u> | <u>-</u> |
| EXCESS (DEFICIENCY) OF REVENUES AND OTHER SOURCES OVER EXPENDITURES AND OTHER USES | <u>(66,583)</u> | <u>-</u> | <u>73,577</u> | <u>6,994</u> |
| FUND BALANCES AT BEGINNING OF YEAR | <u>1,606,998</u> | <u>236,189</u> | <u>997,167</u> | <u>2,840,354</u> |
| FUND BALANCES AT END OF YEAR | <u>\$ 1,540,415</u> | <u>\$ 236,189</u> | <u>\$ 1,070,744</u> | <u>\$ 2,847,348</u> |

**This page contains no
financial data.**

A light green silhouette of the state of Wisconsin is positioned in the upper center of the slide, behind the title text.

Capital Project Funds



Water Clarifier

NON-MAJOR CAPITAL PROJECT FUNDS

Louisiana Community Development Block Grant (LCDBG Sewer Fund) used to account for construction cost of the sewerage projects throughout the Parish. Major financing for these projects is provided by federal grant revenue.

Louisiana Recovery Authority Fund accounts for federal funds used to provide recovery assistance the municipalities following damage from Hurricane Gustav in 2008. These funds are passed through the parish as a grant to each municipality.

WD 3 Line Extension Project DHH accounts for all capital outlay in association with the 2015 \$8 million dollar DHH loan. This fund was created specifically to handle all outlay on the Utility Department water line enlargement project and tank raising.

Industrial Park Fund used to account for future construction of infrastructure throughout a 100 acre industrial park donated to Iberville Parish by Dow Chemical Company. Capital improvements are financed through the sale of property.

IBERVILLE PARISH COUNCIL
Plaquemine, Louisiana
Combined Balance Sheet
NON-MAJOR CAPITAL PROJECT FUNDS
December 31, 2019

SCHEDULE 15

| | LCDBG Sewer Fund | LA Recovery Authority CDBG | WD 3 Line Extension Project DHH | Industrial Park | Total Non-Major Capital Project Funds |
|--|-----------------------------|---|--|----------------------------|--|
| ASSETS | | | | | |
| Cash and cash equivalents | \$ 9,139 | \$ 98,854 | \$ 144,092 | \$ 110,000 | \$ 362,085 |
| Due from other funds | | | | | |
| Receivables | | 38,889 | 122,303 | | 161,192 |
| Other assets | - | - | - | - | - |
| TOTAL ASSETS | <u>\$ 9,139</u> | <u>\$ 137,743</u> | <u>\$ 266,395</u> | <u>\$ 110,000</u> | <u>\$ 523,277</u> |
| LIABILITIES AND FUND EQUITY | | | | | |
| Liabilities: | | | | | |
| Accounts payable | 4,000 | 38,889 | 122,303 | | 165,192 |
| Other payables | - | - | - | - | - |
| TOTAL LIABILITIES | <u>4,000</u> | <u>38,889</u> | <u>122,303</u> | <u>-</u> | <u>165,192</u> |
| Fund balances: | | | | | |
| Restricted | 5,139 | 98,854 | 144,092 | | 248,085 |
| Committed | - | - | - | 110,000 | 110,000 |
| TOTAL FUND EQUITY | <u>5,139</u> | <u>98,854</u> | <u>144,092</u> | <u>110,000</u> | <u>358,085</u> |
| TOTAL LIABILITIES AND FUND EQUITY | <u>\$ 9,139</u> | <u>\$ 137,743</u> | <u>\$ 266,395</u> | <u>\$ 110,000</u> | <u>\$ 523,277</u> |

IBERVILLE PARISH COUNCIL
Plaquemine, Louisiana
Combined Statement of Revenues, Expenditures, and Changes in Fund Balance
NON-MAJOR CAPITAL PROJECT FUNDS
For the Year Ended December 31, 2019

SCHEDULE 16

| | LCDBG Sewer Fund | LA Recovery Authority CDBG | WD 3 Line Extension Project DHH | Industrial Park | Total Non-major Capital Project Funds |
|---|-----------------------------|---|--|----------------------------|--|
| REVENUES | | | | | |
| Sales and use tax | | | | \$ - | \$ - |
| Federal grants | | 599,823 | | | 599,823 |
| State grants | | | | | |
| Local grants | | | | | |
| Use of money and property | | | 21 | | 21 |
| Other revenue | - | - | - | - | - |
| Total revenues | <u>-</u> | <u>599,823</u> | <u>21</u> | <u>-</u> | <u>599,844</u> |
| EXPENDITURES | | | | | |
| Miscellaneous expenditures | | | | | |
| Capital outlay | 75,700 | 599,823 | 899,376 | - | 1,574,899 |
| Total expenditures | <u>75,700</u> | <u>599,823</u> | <u>899,376</u> | <u>-</u> | <u>1,574,899</u> |
| EXCESS (DEFICIENCY) OF REVENUES OVER EXPENDITURES | | | | | |
| | <u>(75,700)</u> | <u>-</u> | <u>(899,355)</u> | <u>-</u> | <u>(975,055)</u> |
| OTHER FINANCING SOURCES (USES) | | | | | |
| Operating transfers in | 80,000 | | | | 80,000 |
| Loan Proceeds | | | 899,156 | | 899,156 |
| Operating transfers out | - | - | - | - | - |
| Total other financing sources (uses) | <u>80,000</u> | <u>-</u> | <u>899,156</u> | <u>-</u> | <u>979,156</u> |
| EXCESS (DEFICIENCY) OF REVENUES OVER EXPENDITURES AND OTHER USES | | | | | |
| | <u>4,300</u> | <u>-</u> | <u>(199)</u> | <u>-</u> | <u>4,101</u> |
| FUND BALANCES AT BEGINNING OF YEAR | | | | | |
| | <u>839</u> | <u>98,854</u> | <u>144,291</u> | <u>110,000</u> | <u>353,984</u> |
| FUND BALANCES AT END OF YEAR | <u>\$ 5,139</u> | <u>\$ 98,854</u> | <u>\$ 144,092</u> | <u>\$ 110,000</u> | <u>\$ 358,085</u> |

**This page contains no
financial data.**

Agency Funds



Alligator Bayou Drainage

AGENCY FUNDS

Iberville Parish Sales Tax Fund responsible for collecting and distributing all of Iberville's sales tax. The agencies that these taxes are distributed to include, but are not limited to, the Iberville Parish School Board, Iberville Parish Sheriff, Iberville Parish Council, City of Plaquemine, City of St. Gabriel, Town of White Castle, Town of Maringouin, Village of Rosedale, and Village of Grosse Tete.

IBERVILLE PARISH COUNCIL
Plaquemine, Louisiana
Combined Balance Sheet
FIDUCIARY FUNDS AGENCY FUND
December 31, 2019

Schedule 17

| | Sales Tax Agency Fund |
|--|--------------------------------------|
| ASSETS | |
| Cash and cash equivalents | \$ 6,243,367 |
| Receivables | 362,965 |
| TOTAL ASSETS | <u>\$ 6,606,332</u> |
| LIABILITIES AND FUND EQUITY | |
| Liabilities: | |
| Sales taxes payable | \$ 6,606,332 |
| Other payables | - |
| Total liabilities | <u>6,606,332</u> |
| Fund equity - | |
| Unassigned | <u>-</u> |
| Total fund equity | <u>-</u> |
| TOTAL LIABILITIES AND FUND EQUITY | <u>\$ 6,606,332</u> |

IBERVILLE PARISH COUNCIL
Plaquemine, Louisiana
Combined Statement of Changes in Assets and Liabilities
FIDUCIARY FUNDS - AGENCY FUNDS
Year Ended December 31, 2019

Schedule 18

| | <u>Sales Tax</u> |
|--|----------------------------|
| ASSETS | |
| Cash, Balance December 31, 2018 | \$ 6,273,333 |
| Additions | 74,596,555 |
| Deletions | <u>(74,626,521)</u> |
| Cash Balance December 31, 2019 | <u>6,243,367</u> |
| Receivables | <u>362,965</u> |
| TOTAL ASSETS DECEMBER 31, 2019 | <u><u>\$ 6,606,332</u></u> |
| LIABILITIES | |
| Due to other funds, December 31, 2018 | \$ 6,273,333 |
| Additions | 73,825,927 |
| Deletions | <u>(73,492,928)</u> |
| Due to other funds, December 31, 2019 | <u>6,606,332</u> |
| Other payables | <u>-</u> |
| TOTAL LIABILITIES DECEMBER 31, 2019 | <u><u>\$ 6,606,332</u></u> |

**This page contains no
financial data.**

Proprietary Funds



Newly Constructed Consolidated Fire Department

PROPRIETARY FUNDS

Utility Department Enterprise Fund accounts for operations in relation to the sale and service of natural gas, water and sewer.

IBERVILLE PARISH COUNCIL
Plaquemine, Louisiana
Statement of Net Position
PRIMARY GOVERNMENT PROPRIETARY FUNDS
December 31, 2019

SCHEDULE 19

| | Iberville Utility Department |
|--|---|
| ASSETS | |
| Current Assets: | |
| Cash and cash equivalents | \$ 3,730,112 |
| Accounts receivable (net of allowance for uncollectibles) | 1,060,609 |
| Inventory | 187,033 |
| Other assets | 274,730 |
| Total current assets | <u>5,252,484</u> |
| Restricted assets | |
| Customer Deposits | 549,252 |
| Total restricted assets | <u>549,252</u> |
| Noncurrent assets | |
| Capital assets | |
| Land | 271,624 |
| Building | 1,039,625 |
| Plant | 34,567,034 |
| Machinery and equipment | 1,733,671 |
| Construction in progress | 372,850 |
| Less accumulated depreciation | <u>(19,058,692)</u> |
| Total capital assets (net of accumulated depreciation) | <u>18,926,112</u> |
| Net pension asset | |
| Total noncurrent assets | <u>18,926,112</u> |
| TOTAL ASSETS | <u><u>\$ 24,727,848</u></u> |
| DEFERRED OUTFLOWS - Pension Related | <u>695,983</u> |
| LIABILITIES | |
| Current liabilities: | |
| Accounts payable | 529,678 |
| Other Liabilities | 23,996 |
| Current portion of note/lease payable | 113,783 |
| Current liabilities payable from restricted assets: | |
| Customer deposits payable | 486,594 |
| Total current liabilities | <u>1,154,051</u> |
| Non-Current liabilities: | |
| Note/lease payable | 596,614 |
| Net Pension Liability | 765,702 |
| Total non-current liabilities | <u>1,362,316</u> |
| TOTAL LIABILITIES | <u>2,516,367</u> |
| DEFERRED INFLOWS - Pension Related | <u>48,745</u> |
| NET POSITION | |
| Net investment in capital assets | 18,215,715 |
| Unrestricted | 4,643,004 |
| TOTAL NET POSITION | <u><u>22,858,719</u></u> |

IBERVILLE PARISH COUNCIL

SCHEDULE 20

Plaquemine, Louisiana

Statement of Revenues, Expenditures and changes in Net Position

PRIMARY GOVERNMENT PROPRIETARY FUNDS

For the Year Ended December 31, 2019

| | Iberville Utility Department |
|---|---|
| OPERATING REVENUES: | |
| Charges for services | \$ 6,423,621 |
| Operating state grant | 20,000 |
| Other revenue | 108,308 |
| Total operating revenues | <u>6,551,929</u> |
| OPERATING EXPENSES: | |
| Purchase for resale | 1,773,464 |
| Salaries and wages | 1,812,747 |
| Depreciation and amortization | 978,419 |
| Contractual services | 335,080 |
| Repairs and maintenance | 288,741 |
| Materials and supplies | 831,757 |
| Other | 643,768 |
| Total operating expenses | <u>6,663,976</u> |
| OPERATING INCOME (LOSS) | <u>(112,047)</u> |
| NONOPERATING REVENUES (EXPENSES): | |
| Interest earnings | 60,171 |
| Interest expense | (30,353) |
| Loss on disposal of assets | (38,365) |
| Total nonoperating revenues (expenses) | <u>(8,547)</u> |
| Income before contributed capital | <u>(120,594)</u> |
| Contributed capital | <u>90,280</u> |
| CHANGE IN NET POSITION | <u>(30,314)</u> |
| BEGINNING NET POSITION | <u>22,889,033</u> |
| NET POSITION END OF YEAR | <u><u>\$ 22,858,719</u></u> |

IBERVILLE PARISH COUNCIL
Plaquemine, Louisiana
Statement of Cash Flows
PRIMARY GOVERNMENT PROPRIETARY FUNDS
For the Year Ended December 31, 2019

Schedule 21

| | <u>Iberville Utility Department</u> |
|--|---|
| CASH FLOWS FROM OPERATING ACTIVITIES | |
| Receipts from customers and users | \$ 6,650,378 |
| Receipts from customers for deposits | 10,045 |
| Other operating revenue | 20,000 |
| Payments to suppliers | (4,020,174) |
| Payments to employees | (1,643,599) |
| NET CASH FLOW PROVIDED BY OPERATING ACTIVITIES | <u>1,016,650</u> |
| CASH FLOWS FROM CAPITAL AND RELATED FINANCING ACTIVITIES | |
| Principal payments on loan | (146,748) |
| Proceeds on loans | 542,145 |
| Interest paid on loans | (30,953) |
| Capital contributions | 90,280 |
| Loss on disposal | 38,769 |
| Purchase of capital assets | (2,226,137) |
| NET CASH PROVIDED (USED) BY CAPITAL INVESTING ACTIVITIES | <u>(1,732,644)</u> |
| CASH FLOWS FROM INVESTING ACTIVITIES | |
| Inventory | (30,626) |
| Interest received | 60,171 |
| NET CASH PROVIDED (USED) BY CAPITAL INVESTING ACTIVITIES | <u>29,545</u> |
| NET INCREASE IN CASH AND CASH EQUIVALENTS | (686,449) |
| CASH AND CASH EQUIVALENTS, JANUARY 1, 2019 | <u>4,965,813</u> |
| CASH AND CASH EQUIVALENTS, DECEMBER 31, 2019 | <u>\$ 4,279,364</u> |
| RECONCILIATION OF OPERATING INCOME TO NET CASH PROVIDED (USED) BY OPERATING ACTIVITIES | |
| Operating income | \$ (112,047) |
| Adjustments to reconcile operating income to net cash provided (used) by operating activities: | |
| Depreciation and amortization expense | 978,419 |
| (Increase) decrease in accounts receivable | 130,223 |
| (Increase) decrease in other assets | 1,410 |
| (Increase) decrease in deferred outflows- pension | (418,588) |
| Increase (decrease) in accounts payable | (150,144) |
| Increase (decrease) in other payables | 2,780 |
| Increase (decrease) in net pension liability | 887,074 |
| Increase (decrease) in deferred inflows - pension | (312,522) |
| Increase (decrease) in customer deposits payable | 10,045 |
| Total adjustments | <u>1,128,697</u> |
| NET CASH PROVIDED BY OPERATING ACTIVITIES | <u>\$ 1,016,650</u> |
| Reconciliation of Cash and Cash Equivalents to Statement of Net Position: | |
| Cash and cash equivalents | \$ 3,730,112 |
| Restricted cash and cash equivalents | <u>549,252</u> |
| Total Cash and Cash Equivalents, December 31, 2019 | <u>\$ 4,279,364</u> |

Component Units



Bayou Plaquemine Boat Launch

COMPONENT UNITS

Governmental Component Units

Iberville Parks and Recreation District Fund was created by Act 557 of the 1983 Louisiana Legislature. The district provides capital improvements, maintenance, and operations of recreation programs parish wide. Major financing is provided by ad valorem taxes, interest earnings, and rentals from the Iberville Parish Civic Center.

Iberville Parish Library Fund accounts for the operation of the parish library system. Financing is provided by ad valorem taxes, state revenue sharing, interest earnings, and grants from the Office of State Library.

IBERVILLE PARISH COUNCIL
Plaquemine, Louisiana
Combined Statement of Net Position
COMPONENT UNITS - GOVERNMENTAL FUNDS
December 31, 2019

SCHEDULE 22

| | <u>Iberville Parks and Recreation District</u> | <u>Iberville Parish Library</u> | <u>Total Governmental Component Units</u> |
|--|--|-------------------------------------|---|
| ASSETS | | | |
| Current assets | | | |
| Cash and cash equivalents | \$ 679,543 | \$ 1,176,212 | \$ 1,855,755 |
| Investments | 248,743 | - | 248,743 |
| Accounts receivable (net of Allowance for doubtful accounts) | 1,792,202 | 2,424,582 | 4,216,784 |
| Other Assets | <u>-</u> | <u>60,616</u> | <u>60,616</u> |
| | 2,720,488 | 3,661,410 | 6,381,898 |
| Capital assets | | | |
| Land | 183,240 | 252,500 | 435,740 |
| Recreational facilities | 4,718,328 | - | 4,718,328 |
| Construction in Progress | | 210,189 | 210,189 |
| Buildings and improvements | - | 3,657,571 | 3,657,571 |
| Books, Periodicals, Audio and Video | - | 2,785,305 | 2,785,305 |
| Furniture and equipment | <u>646,071</u> | <u>2,543,138</u> | <u>3,189,209</u> |
| | 5,547,639 | 9,448,703 | 14,996,342 |
| Less accumulated depreciation | <u>(3,730,681)</u> | <u>(7,149,353)</u> | <u>(10,880,034)</u> |
| | 1,816,958 | 2,299,350 | 4,116,308 |
| Total assets | <u>4,537,446</u> | <u>5,960,760</u> | <u>10,498,206</u> |
| DEFERRED OUTFLOWS OF RESOURCES | | | |
| Pension | 256,620 | 620,877 | 877,497 |
| OPEB | <u>-</u> | <u>8,196</u> | <u>8,196</u> |
| Total deferred outflows of resources | <u>256,620</u> | <u>629,073</u> | <u>885,693</u> |
| LIABILITIES | | | |
| Current liabilities | | | |
| Payable from current assets: | | | |
| Accounts payable | \$ 29,595 | \$ 187,059 | \$ 216,654 |
| Other payables | <u>108,951</u> | <u>91,024</u> | <u>199,975</u> |
| Total current liabilities | <u>138,546</u> | <u>278,083</u> | <u>416,629</u> |
| Noncurrent liabilities | | | |
| Net pension liability | 296,718 | 683,072 | 979,790 |
| Other post employment benefits | - | 92,721 | 92,721 |
| Compensated absences payable | <u>62,452</u> | <u>281,581</u> | <u>344,033</u> |
| Total noncurrent liabilities | <u>359,170</u> | <u>1,057,374</u> | <u>1,416,544</u> |
| Total liabilities | <u>497,716</u> | <u>1,335,457</u> | <u>1,833,173</u> |
| DEFERRED INFLOWS OF RESOURCES | | | |
| Pension | 21,794 | 43,484 | 65,278 |
| OPEB | <u>-</u> | <u>8,461</u> | <u>8,461</u> |
| Total deferred inflows of resources | <u>21,794</u> | <u>51,945</u> | <u>73,739</u> |
| NET POSITION | | | |
| Net investment in capital assets | 1,816,958 | 2,299,350 | 4,116,308 |
| Unrestricted net position | <u>2,457,598</u> | <u>2,903,081</u> | <u>5,360,679</u> |
| Total net position | <u>\$ 4,274,556</u> | <u>\$ 5,202,431</u> | <u>\$ 9,476,987</u> |

IBERVILLE PARISH COUNCIL
 Plaquemine, Louisiana
 Combined Statement of Activities
 COMPONENT UNIT - GOVERNMENTAL FUNDS
 For the Year Ended December 31, 2019

| | Iberville Parks and Recreation District | Iberville Parish Library | Total Component Unit Governmental Funds |
|---|---|-----------------------------|---|
| OPERATING REVENUES: | | | |
| Charges for services | \$ 154,583 | \$ - | \$ 154,583 |
| Other revenues | 48,246 | 36,136 | 84,382 |
| Total operating revenues | <u>202,829</u> | <u>36,136</u> | <u>238,965</u> |
| OPERATING EXPENSES: | | | |
| Culture and recreation | 1,494,942 | 2,375,730 | 3,870,672 |
| Depreciation | 209,465 | 236,359 | 445,824 |
| Total operating expenses | <u>1,704,407</u> | <u>2,612,089</u> | <u>4,316,496</u> |
| OPERATING INCOME (LOSS) | <u>(1,501,578)</u> | <u>(2,575,953)</u> | <u>(4,077,531)</u> |
| NONOPERATING REVENUES (EXPENSES) | | | |
| Intergovernmental revenues: | | | |
| State | - | 52,470 | 52,470 |
| Other intergovernmental revenues | - | 127 | 127 |
| Ad valorem taxes | 2,038,552 | 2,714,921 | 4,753,473 |
| Interest Earnings | 19,584 | 41,692 | 61,276 |
| Pension income | 5,109 | 11,760 | 16,869 |
| Total nonoperating revenues (expenses) | <u>2,063,245</u> | <u>2,820,970</u> | <u>4,884,215</u> |
| CHANGE IN NET POSITION | 561,667 | 245,017 | 806,684 |
| TOTAL NET POSITION - BEGINNING OF YEAR | <u>3,712,889</u> | <u>4,957,414</u> | <u>8,670,303</u> |
| TOTAL NET POSITION - END OF YEAR | <u>\$ 4,274,556</u> | <u>\$ 5,202,431</u> | <u>\$ 9,476,987</u> |

IBERVILLE PARISH COUNCIL
Plaquemine, Louisiana
Combined Balance Sheet
COMPONENT UNITS - GOVERNMENTAL FUNDS
December 31, 2019

SCHEDULE 24

| | Iberville Parks and Recreation District | Iberville Parish Library | Total Governmental Component Units |
|---|--|-------------------------------------|---|
| ASSETS | | | |
| Cash and cash equivalents | \$ 679,543 | \$ 1,176,212 | \$ 1,855,755 |
| Investments | 248,743 | - | 248,743 |
| Receivables | 1,792,202 | 2,424,582 | 4,216,784 |
| Other assets | - | 60,616 | 60,616 |
| TOTAL ASSETS | \$ 2,720,488 | \$ 3,661,410 | \$ 6,381,898 |
| LIABILITIES, DEFERRED INFLOWS AND FUND BALANCE | | | |
| Liabilities: | | | |
| Accounts payable | \$ 29,595 | \$ 187,059 | \$ 216,654 |
| Other payables | 108,951 | 91,024 | 199,975 |
| Total liabilities | 138,546 | 278,083 | 416,629 |
| Fund Equity - Unassigned | 2,581,942 | 3,383,327 | 5,965,269 |
| TOTAL LIABILITIES AND FUND BALANCE | \$ 2,720,488 | \$ 3,661,410 | |

Amounts reported in the statement of net position are different because:
capital assets used in governmental activities are not financial
resources and, therefore, are not reported in the funds.

4,116,308

Deferred inflows and outflows of resources

811,954

Net pension liability

(979,790)

Long term liabilities, including OPEB and compensated absences,
are not due and payable in the current period and therefore are not reported
in the funds.

(436,754)

Net Position

\$ 9,476,987

IBERVILLE PARISH COUNCIL
Plaquemine, Louisiana
Combined Statement of Revenues, Expenditures, and Changes in Fund Balance
COMPONENT UNIT - GOVERNMENTAL FUNDS
For The Year Ended December 31, 2019

SCHEDULE 25

| | <u>Iberville Parks and Recreation District</u> | <u>Iberville Parish Library</u> | <u>Total Component Unit Governmental Funds</u> |
|---|--|-------------------------------------|--|
| REVENUES | | | |
| Taxes: | | | |
| Ad valorem | \$ 2,038,552 | \$ 2,714,921 | \$ 4,753,473 |
| Intergovernmental revenues: | | | |
| State | | 52,470 | 52,470 |
| Other intergovernmental revenues | 40,500 | 127 | 40,627 |
| Charges for services | 154,583 | - | 154,583 |
| Use of money and property | 19,584 | 41,692 | 61,276 |
| Other revenues | 7,746 | 36,136 | 43,882 |
| Total revenues | <u>2,260,965</u> | <u>2,845,346</u> | <u>5,106,311</u> |
| EXPENDITURES | | | |
| Culture and recreation | 1,484,532 | 2,213,984 | 3,698,516 |
| Capital outlay | 159,865 | 638,649 | 798,514 |
| Total expenditures | <u>1,644,397</u> | <u>2,852,633</u> | <u>4,497,030</u> |
| EXCESS OF REVENUES OVER EXPENDITURES | 616,568 | (7,287) | 609,281 |
| OTHER FINANCING SOURCES | | | |
| Operating transfers in | | | |
| Proceeds from Sale of Assets | 790 | | 790 |
| Operating transfers out | - | - | - |
| Total other financing sources (uses) | <u>790</u> | <u>-</u> | <u>790</u> |
| EXCESS OF REVENUES AND OTHER SOURCES OVER EXPENDITURES | 617,358 | (7,287) | 610,071 |
| FUND BALANCES, BEGINNING OF YEAR | <u>1,964,584</u> | <u>3,390,614</u> | <u>5,355,198</u> |
| FUND BALANCES, END OF YEAR | <u>\$ 2,581,942</u> | <u>\$ 3,383,327</u> | <u>\$ 5,965,269</u> |

IBERVILLE PARISH COUNCIL
Plaquemine, Louisiana
Reconciliation of the Statement of Activities
to the Statement of Revenues and Expenses and Changes in Net Position
GOVERNMENTAL COMPONENT UNITS
For the Year Ended December 31, 2019

SCHEDULE 26

Amounts reported for governmental activities in the schedule of revenues, expenses and changes in net position are different because:

| | |
|--|-------------------|
| Net Change in fund balances- governmental component units (Schedule 25) | \$ 610,071 |
| Governmental funds report capital outlay as expenditures. However, in the statement of net position the cost of those assets is allocated over their estimated useful lives and reported as depreciation expense. This is the amount by which capital outlays exceeded depreciation in the current period | 352,689 |
| Non-employer contributions to cost-sharing pension plan | 16,869 |
| Pension expense | (227,143) |
| Annual OPEB (Other Post Employment Benefit) Expense | 8,351 |
| The liability and expense for compensated absences are not reported in governmental funds. Payments for compensated absences are reported as salaries when they occur. Only the payment consumes current financial resources, and it would take a catastrophic event for this liability to become a current liability. | <u>45,847</u> |
| Change in net position of governmental component units (Schedule 23) | <u>\$ 806,684</u> |

Supplemental Financial Info



New Veteran's Memorial

IBERVILLE PARISH COUNCIL
Plaquemine, Louisiana
SUPPLEMENTAL INFORMATION SCHEDULES
As of and for the Year Ended December 31, 2019

NON-MAJOR FUNDS COMBINING SCHEDULES BY FUND TYPE

Schedules 27 and 28 show the combined balance sheet and combined statement of revenues, expenditures and changes in fund balance by non-major governmental fund type. These schedules carry forward to Statement A and Statement B.

NON-MAJOR FUNDS BUDGET TO ACTUAL SCHEDULES

Schedules 29-A through 29-S, on a Non-GAAP budgetary basis, all non-major special revenue funds and debt service funds budget to actual figures by legal level of budgetary control salaries and fringe benefits and other program expenditures.

COMPENSATION PAID COUNCILMEN

The schedule of compensation paid to the councilmen was prepared in accordance with House Concurrent Resolution No. 54 of the 1979 Session of the Legislature. Compensation paid to the councilmen is included in the legislative expenditures of the General Fund. In accordance with Louisiana Revised Statute 33:1233, the councilmen have elected the monthly method of compensation.

COMPENSATION PAID AGENCY HEAD

The compensation paid to the Parish President is provided by Act 706 of the 2014 Session of the Legislature which amends Louisiana Revised Statute (R.S.) 24:513 A. (3).

FEDERALLY ASSISTED PROGRAMS

In accordance with Uniform Guidance, a schedule of federal financial assistance is presented.

OTHER REPORTS REQUIRED BY GOVERNMENTAL AUDITING STANDARDS AND UNIFORM GUIDANCE

Exhibits A-D are required reports by Governmental Auditing Standards and Uniform Guidance.

INDEPENDENT ACCOUNTANT'S REPORT ON APPLYING AGREED-UPON PROCEDURES

In accordance with attestation standards established by the American Institute of Certified Public Accountants and applicable standards of the specified users of this report.

IBERVILLE PARISH COUNCIL
Plaquemine, Louisiana
Combined Balance Sheet
ALL NON-MAJOR FUNDS BY FUND TYPE
December 31, 2019

SCHEDULE 27

| | Non-Major Special Revenue Funds | Non-Major Debt Service Funds | Non-Major Capital Projects Funds | Total Non-Major Governmental Funds |
|--|--|---|---|---|
| ASSETS AND OTHER DEBITS | | | | |
| Assets: | | | | |
| Cash and cash equivalents | \$ 6,580,818 | \$ 2,668,929 | \$ 362,085 | \$ 9,611,832 |
| Cash with fiscal agent | | | | |
| Receivables, net of allowances for uncollectibles | 839,170 | 167,265 | 161,192 | 1,167,627 |
| Due from other funds | | | | |
| Other Assets | 9,697 | 11,154 | - | 20,851 |
| TOTAL ASSETS AND OTHER DEBITS | <u>\$ 7,429,685</u> | <u>\$ 2,847,348</u> | <u>\$ 523,277</u> | <u>\$ 10,800,310</u> |
| LIABILITIES AND FUND EQUITY | | | | |
| Liabilities: | | | | |
| Accounts payable | \$ 221,641 | \$ - | \$ 165,192 | \$ 386,833 |
| Due to other funds | | | | |
| Deferred revenues | | | | |
| Other payables | 16,178 | - | - | 16,178 |
| Total liabilities | <u>237,819</u> | <u>-</u> | <u>165,192</u> | <u>403,011</u> |
| Fund Equity | | | | |
| Fund balances: | | | | |
| Nonspendable | 9,697 | | | 9,697 |
| Restricted | 6,308,770 | 2,847,348 | 248,085 | 9,404,203 |
| Committed | 873,399 | | 110,000 | 983,399 |
| Assigned | | | | |
| Unassigned | - | - | - | - |
| Total fund equity | <u>7,191,866</u> | <u>2,847,348</u> | <u>358,085</u> | <u>10,397,299</u> |
| TOTAL LIABILITIES AND FUND EQUITY | <u>\$ 7,429,685</u> | <u>\$ 2,847,348</u> | <u>\$ 523,277</u> | <u>\$ 10,800,310</u> |

IBERVILLE PARISH COUNCIL
Plaquemine, Louisiana
Combined Statement of Revenues, Expenditures and Changes in Fund Balances
NON-MAJOR GOVERNMENTAL FUNDS
For the Year Ended December 31, 2019

SCHEDULE 28

| | Non-Major Special Revenue Fund | Non-Major Debt Service Funds | Non-Major Capital Project Funds | Total Non-Major Governmental Funds |
|---|---|---------------------------------------|--|--|
| REVENUES | | | | |
| Taxes: | | | | |
| Ad valorem | \$ 373,800 | \$ - | \$ - | \$ 373,800 |
| Sale and use | 1,909,204 | 2,015,090 | | 3,924,294 |
| Other taxes | | | | |
| Licenses and permits | | | | |
| Intergovernmental revenues: | | | | |
| Federal funds | 320,410 | | 599,823 | 920,233 |
| State funds | 755,442 | | | 755,442 |
| Local funds | 110,208 | | | 110,208 |
| Other intergovernmental revenues | | | | |
| Fines and forfeitures | 200,844 | | | 200,844 |
| Fees and charges for services | 696,298 | | | 696,298 |
| Use of money and property | 100,487 | | 21 | 100,508 |
| Other revenues | 39,350 | | | 39,350 |
| In-kind | - | - | - | - |
| Total revenues | <u>4,506,043</u> | <u>2,015,090</u> | <u>599,844</u> | <u>7,120,977</u> |
| EXPENDITURES | | | | |
| Current: | | | | |
| General government | 377,975 | | | 377,975 |
| Public safety | 2,008,469 | | | 2,008,469 |
| Public works | 296,754 | | | 296,754 |
| Health and welfare | 479,433 | | | 479,433 |
| Culture and recreation | 421,399 | | | 421,399 |
| Economic development | | | | |
| Other expenditures | | | | |
| Capital outlay | 2,049,528 | | 1,574,899 | 3,624,427 |
| Debt service: | | | | |
| Principal | 118,750 | 1,513,000 | | 1,631,750 |
| Interest | 66,429 | 495,096 | - | 561,525 |
| Total expenditures | <u>5,818,737</u> | <u>2,008,096</u> | <u>1,574,899</u> | <u>9,401,732</u> |
| EXCESS (DEFICIENCY) OF REVENUES OVER EXPENDITURES | <u>(1,312,694)</u> | <u>6,994</u> | <u>(975,055)</u> | <u>(2,280,755)</u> |
| OTHER FINANCING SOURCES (USES) | | | | |
| Operating transfers in | 613,000 | | 80,000 | 693,000 |
| Sale of Assets | 820 | | | 820 |
| Loan proceeds | 464,210 | | 899,156 | 1,363,366 |
| Operating transfers out | - | - | - | - |
| Total other financing sources (uses) | <u>1,078,030</u> | <u>-</u> | <u>979,156</u> | <u>2,057,186</u> |
| EXCESS (DEFICIENCY) OF REVENUES AND OTHER SOURCES OVER EXPENDITURES AND OTHER USES | <u>(234,664)</u> | <u>6,994</u> | <u>4,101</u> | <u>(223,569)</u> |
| FUND BALANCES AT BEGINNING OF THE YEAR | <u>7,426,530</u> | <u>2,840,354</u> | <u>353,984</u> | <u>10,620,868</u> |
| FUND BALANCE AT THE END OF YEAR | <u>\$ 7,191,866</u> | <u>\$ 2,847,348</u> | <u>\$ 358,085</u> | <u>\$ 10,397,299</u> |

IBERVILLE PARISH COUNCIL
Plaquemine, Louisiana
Schedule of Revenues, Expenditures, and Changes in Fund Balances
Budget and Actual (Non-GAAP Budgetary Basis)
BAYOU GOULA FIRE DEPARTMENT
For the Year Ended December 31, 2019

| | <u>Budget</u> | <u>Actual</u> | <u>Variance- Favorable (Unfavorable)</u> |
|---|-------------------|-------------------|--|
| REVENUES AND OTHER SOURCES | | | |
| Taxes | | | |
| Ad valorem | \$ - | \$ - | \$ - |
| Sale and use | 160,000 | 198,937 | 38,937 |
| Intergovernmental revenues | | | |
| Federal | | | |
| State | 5,100 | 4,603 | (497) |
| Local | | | |
| Fines and forfeitures | | | |
| Charges for services | 18,000 | 18,000 | |
| Use of money and property | 150 | 315 | 165 |
| Other revenues | | | |
| In-kind | | | |
| Other financing sources: | | | |
| Operating transfers in | | | |
| Sales of assets | | | |
| Loan proceeds | - | - | - |
| Total revenues and other sources | <u>183,250</u> | <u>221,855</u> | <u>38,605</u> |
| EXPENDITURES AND OTHER USES | | | |
| Current: | | | |
| Housing assistance payments | | | |
| General government | | | |
| Salaries and benefits | | | |
| Other program expenditures | | | |
| Public safety | | | |
| Salaries and benefits | 4,550 | 6,357 | (1,807) |
| Other program expenditures | 165,033 | 96,289 | 68,744 |
| Public works | | | |
| Salaries and benefits | | | |
| Other program expenditures | | | |
| Health and welfare | | | |
| Salaries and benefits | | | |
| Other program expenditures | | | |
| Culture and recreation | | | |
| Salaries and benefits | | | |
| Other program expenditures | | | |
| Economic development | | | |
| Salaries and benefits | | | |
| Other program expenditures | | | |
| Other expenditures | | | |
| Capital outlay | 25,000 | 61,637 | (36,637) |
| Debt service | | | |
| Principal | | | |
| Interest | | | |
| Other financing use: | | | |
| Operating transfers out | - | - | - |
| Total expenditures and other uses | <u>194,583</u> | <u>164,283</u> | <u>30,300</u> |
| EXCESS (DEFICIENCY) OF | | | |
| REVENUES AND OTHER SOURCES | | | |
| OVER EXPENDITURES AND OTHER USES | (11,333) | 57,572 | 68,905 |
| FUND BALANCES (DEFICIT) AT BEGINNING OF YEAR | <u>167,206</u> | <u>167,206</u> | <u>-</u> |
| FUND BALANCE (DEFICIT) AT THE END OF YEAR | <u>\$ 155,873</u> | <u>\$ 224,778</u> | <u>\$ 68,905</u> |

SCHEDULE 29-B

IBERVILLE PARISH COUNCIL
Plaquemine, Louisiana
Schedule of Revenues, Expenditures, and Changes in Fund Balances
Budget and Actual (Non-GAAP Budgetary Basis)
OFFICE OF EMERGENCY PREPAREDNESS
For the Year Ended December 31, 2019

| | <u>Budget</u> | <u>Actual</u> | <u>Variance- Favorable (Unfavorable)</u> |
|---|-------------------|-------------------|--|
| REVENUES AND OTHER SOURCES | | | |
| Taxes | | | |
| Ad valorem | \$ - | \$ - | \$ - |
| Sale and use | | | |
| Intergovernmental revenues | | | |
| Federal | 65,000 | 77,133 | 12,133 |
| State | | | |
| Local | 92,913 | 90,208 | (2,705) |
| Fines and forfeitures | | | |
| Charges for services | | 121 | 121 |
| Use of money and property | | | |
| Other revenues | | | |
| In-kind | | | |
| Other financing sources: | | | |
| Operating transfers in | 170,000 | 200,000 | 30,000 |
| Sales of assets | | | |
| Loan proceeds | - | - | - |
| Total revenues and other sources | <u>327,913</u> | <u>367,462</u> | <u>39,549</u> |
| EXPENDITURES AND OTHER USES | | | |
| Current: | | | |
| Housing assistance payments | | | |
| General government | | | |
| Salaries and benefits | | | |
| Other program expenditures | | | |
| Public safety | | | |
| Salaries and benefits | 248,783 | 241,154 | 7,629 |
| Other program expenditures | 83,180 | 90,567 | (7,387) |
| Public works | | | |
| Salaries and benefits | | | |
| Other program expenditures | | | |
| Health and welfare | | | |
| Salaries and benefits | | | |
| Other program expenditures | | | |
| Culture and recreation | | | |
| Salaries and benefits | | | |
| Other program expenditures | | | |
| Economic development | | | |
| Salaries and benefits | | | |
| Other program expenditures | | | |
| Other expenditures | | | |
| Capital outlay | 105,500 | 45,621 | 59,879 |
| Debt service | | | |
| Principal | | | |
| Interest | | | |
| Other financing use: | | | |
| Operating transfers out | - | - | - |
| Total expenditures and other uses | <u>437,463</u> | <u>377,342</u> | <u>60,121</u> |
| EXCESS (DEFICIENCY) OF | | | |
| REVENUES AND OTHER SOURCES | | | |
| OVER EXPENDITURES AND OTHER USES | (109,550) | - (9,880) | 99,670 |
| FUND BALANCES (DEFICIT) AT BEGINNING OF YEAR | <u>246,119</u> | <u>246,119</u> | <u>-</u> |
| FUND BALANCE (DEFICIT) AT THE END OF YEAR | <u>\$ 136,569</u> | <u>\$ 236,239</u> | <u>\$ 99,670</u> |

IBERVILLE PARISH COUNCIL
Plaquemine, Louisiana
Schedule of Revenues, Expenditures, and Changes in Fund Balances
Budget and Actual (Non-GAAP Budgetary Basis)
CRIMINAL COURT
For the Year Ended December 31, 2019

| | <u>Budget</u> | <u>Actual</u> | <u>Variance- Favorable (Unfavorable)</u> |
|---|------------------|-------------------|--|
| REVENUES AND OTHER SOURCES | | | |
| Taxes | | | |
| Ad valorem | \$ - | \$ - | \$ - |
| Sale and use | | | |
| Intergovernmental revenues | | | |
| Federal | | | |
| State | | | |
| Local | | | |
| Fines and forfeitures | 190,000 | 136,237 | (53,763) |
| Charges for services | | 159,807 | 159,807 |
| Use of money and property | | | |
| Other revenues | | | |
| In-kind | | | |
| Other financing sources: | | | |
| Operating transfers in | | | |
| Sales of assets | | | |
| Loan proceeds | - | - | - |
| Total revenues and other sources | <u>190,000</u> | <u>296,044</u> | <u>106,044</u> |
| EXPENDITURES AND OTHER USES | | | |
| Current: | | | |
| Housing assistance payments | | | |
| General government | | | |
| Salaries and benefits | 37,564 | 42,338 | (4,774) |
| Other program expenditures | 169,336 | 149,455 | 19,881 |
| Public safety | | | |
| Salaries and benefits | | | |
| Other program expenditures | | | |
| Public works | | | |
| Salaries and benefits | | | |
| Other program expenditures | | | |
| Health and welfare | | | |
| Salaries and benefits | | | |
| Other program expenditures | | | |
| Culture and recreation | | | |
| Salaries and benefits | | | |
| Other program expenditures | | | |
| Economic development | | | |
| Salaries and benefits | | | |
| Other program expenditures | | | |
| Other expenditures | | | |
| Capital outlay | | | |
| Debt service | | | |
| Principal | | | |
| Interest | | | |
| Other financing use: | | | |
| Operating transfers out | - | - | - |
| Total expenditures and other uses | <u>206,900</u> | <u>191,793</u> | <u>15,107</u> |
| EXCESS (DEFICIENCY) OF | | | |
| REVENUES AND OTHER SOURCES | | | |
| OVER EXPENDITURES AND OTHER USES | (16,900) | 104,251 | 121,151 |
| FUND BALANCES (DEFICIT) AT BEGINNING OF YEAR | <u>34,659</u> | <u>34,659</u> | - |
| FUND BALANCE (DEFICIT) AT THE END OF YEAR | <u>\$ 17,759</u> | <u>\$ 138,910</u> | <u>\$ 121,151</u> |

IBERVILLE PARISH COUNCIL
Plaquemine, Louisiana
Schedule of Revenues, Expenditures, and Changes in Fund Balances
Budget and Actual (Non-GAAP Budgetary Basis)
VISITOR ENTERPRISE
For the Year Ended December 31, 2019

| | <u>Budget</u> | <u>Actual</u> | <u>Variance- Favorable (Unfavorable)</u> |
|---|------------------|-------------------|--|
| REVENUES AND OTHER SOURCES | | | |
| Taxes | | | |
| Ad valorem | \$ - | \$ - | \$ - |
| Sale and use | 65,000 | 65,581 | 581 |
| Intergovernmental revenues | | | |
| Federal | | | |
| State | 129,458 | 129,458 | - |
| Local | | | |
| Fines and forfeitures | | | |
| Charges for services | | | |
| Use of money and property | | | |
| Other revenues | | | |
| In-kind | | | |
| Other financing sources: | | | |
| Operating transfers in | 250,000 | 250,000 | |
| Loan proceeds | - | - | - |
| Total revenues and other sources | <u>444,458</u> | <u>445,039</u> | <u>581</u> |
| EXPENDITURES AND OTHER USES | | | |
| Current: | | | |
| Housing assistance payments | | | |
| General government | | | |
| Salaries and benefits | | | |
| Other program expenditures | | | |
| Public safety | | | |
| Salaries and benefits | | | |
| Other program expenditures | | | |
| Public works | | | |
| Salaries and benefits | | | |
| Other program expenditures | | | |
| Health and welfare | | | |
| Salaries and benefits | | | |
| Other program expenditures | | | |
| Culture and recreation | | | |
| Salaries and benefits | 235,507 | 208,185 | 27,322 |
| Other program expenditures | 256,909 | 213,214 | 43,695 |
| Economic development | | | |
| Salaries and benefits | | | |
| Other program expenditures | | | |
| Other expenditures | | | |
| Capital outlay | | | |
| Debt service | | | |
| Principal | | | |
| Interest | | | |
| Other financing use: | | | |
| Operating transfers out | - | - | - |
| Total expenditures and other uses | <u>492,416</u> | <u>421,399</u> | <u>71,017</u> |
| EXCESS (DEFICIENCY) OF | | | |
| REVENUES AND OTHER SOURCES | | | |
| OVER EXPENDITURES AND OTHER USES | (47,958) | 23,640 | 71,598 |
| FUND BALANCES (DEFICIT) AT BEGINNING OF YEAR | <u>136,960</u> | <u>136,960</u> | <u>-</u> |
| FUND BALANCE (DEFICIT) AT THE END OF YEAR | <u>\$ 89,002</u> | <u>\$ 160,600</u> | <u>\$ 71,598</u> |

SCHEDULE 29-E

IBERVILLE PARISH COUNCIL
Plaquemine, Louisiana
Schedule of Revenues, Expenditures, and Changes in Fund Balances
Budget and Actual (Non-GAAP Budgetary Basis)
PRESIDENT'S COUNCIL ON DRUG ABUSE
For the Year Ended December 31, 2019

| | <u>Budget</u> | <u>Actual</u> | <u>Variance- Favorable (Unfavorable)</u> |
|---|------------------|-------------------|--|
| REVENUES AND OTHER SOURCES | | | |
| Taxes | | | |
| Ad valorem | \$ - | \$ - | \$ - |
| Sale and use | | | |
| Intergovernmental revenues | | | |
| Federal | 30,000 | 10,590 | (19,410) |
| State | | | |
| Local | | | |
| Fines and forfeitures | 66,000 | 64,607 | (1,393) |
| Charges for services | 15,000 | 2,690 | (12,310) |
| Use of money and property | | | |
| Other revenues | | | |
| In-kind | | | |
| Other financing sources: | | | |
| Operating transfers in | 163,000 | 163,000 | |
| Sales of assets | | | |
| Loan proceeds | - | - | - |
| Total revenues and other sources | <u>274,000</u> | <u>240,887</u> | <u>(33,113)</u> |
| EXPENDITURES AND OTHER USES | | | |
| Current: | | | |
| Housing assistance payments | | | |
| General government | | | |
| Salaries and benefits | | | |
| Other program expenditures | | | |
| Public safety | | | |
| Salaries and benefits | | | |
| Other program expenditures | | | |
| Public works | | | |
| Salaries and benefits | | | |
| Other program expenditures | | | |
| Health and welfare | | | |
| Salaries and benefits | 128,355 | 107,688 | 20,667 |
| Other program expenditures | 130,100 | 110,530 | 19,570 |
| Culture and recreation | | | |
| Salaries and benefits | | | |
| Other program expenditures | | | |
| Economic development | | | |
| Salaries and benefits | | | |
| Other program expenditures | | | |
| Other expenditures | | | |
| Capital outlay | | | |
| Debt service | | | |
| Principal | | | |
| Interest | | | |
| Other financing use: | | | |
| Operating transfers out | - | - | - |
| Total expenditures and other uses | <u>258,455</u> | <u>218,218</u> | <u>40,237</u> |
| EXCESS (DEFICIENCY) OF REVENUES AND OTHER SOURCES OVER EXPENDITURES AND OTHER USES | 15,545 | 22,669 | 7,124 |
| FUND BALANCES (DEFICIT) AT BEGINNING OF YEAR | <u>79,418</u> | <u>79,418</u> | - |
| FUND BALANCE (DEFICIT) AT THE END OF YEAR | <u>\$ 94,963</u> | <u>\$ 102,087</u> | <u>\$ 7,124</u> |

IBERVILLE PARISH COUNCIL
Plaquemine, Louisiana
Schedule of Revenues, Expenditures, and Changes in Fund Balances
Budget and Actual (Non-GAAP Budgetary Basis)
EAST SIDE FIRE DISTRICT NUMBER 1
For the Year Ended December 31, 2019

| | <u>Budget</u> | <u>Actual</u> | <u>Variance- Favorable (Unfavorable)</u> |
|---|-------------------|---------------------|--|
| REVENUES AND OTHER SOURCES | | | |
| Taxes | | | |
| Ad valorem | \$ 285,000 | \$ 283,110 | \$ (1,890) |
| Sale and use | 175,000 | 198,937 | 23,937 |
| Intergovernmental revenues | | | |
| Federal | | | |
| State | 19,604 | 28,790 | 9,186 |
| Local | | | |
| Fines and forfeitures | | | |
| Charges for services | 2,500 | 2,500 | |
| Use of money and property | 12,500 | 16,840 | 4,340 |
| Other revenues | | 200 | 200 |
| In-kind | | | |
| Other financing sources: | | | |
| Operating transfers in | | | |
| Sale of assets | | 680 | 680 |
| Loan proceeds | <u>464,210</u> | <u>464,210</u> | <u>-</u> |
| Total revenues and other sources | <u>958,814</u> | <u>995,267</u> | <u>36,453</u> |
| EXPENDITURES AND OTHER USES | | | |
| Current: | | | |
| Housing assistance payments | | | |
| General government | | | |
| Salaries and benefits | | | |
| Other program expenditures | | | |
| Public safety | | | |
| Salaries and benefits | 145,078 | 173,859 | (28,781) |
| Other program expenditures | 259,000 | 248,110 | 10,890 |
| Public works | | | |
| Salaries and benefits | | | |
| Other program expenditures | | | |
| Health and welfare | | | |
| Salaries and benefits | | | |
| Other program expenditures | | | |
| Culture and recreation | | | |
| Salaries and benefits | | | |
| Other program expenditures | | | |
| Economic development | | | |
| Salaries and benefits | | | |
| Other program expenditures | | | |
| Other expenditures | | | |
| Capital outlay | 557,100 | 464,210 | 92,890 |
| Debt service | | | |
| Principal | 38,760 | 38,750 | 10 |
| Interest | 17,520 | 17,519 | 1 |
| Other financing use: | | | |
| Operating transfers out | <u>-</u> | <u>-</u> | <u>-</u> |
| Total expenditures and other uses | <u>1,017,458</u> | <u>942,448</u> | <u>75,010</u> |
| EXCESS (DEFICIENCY) OF REVENUES AND OTHER SOURCES OVER EXPENDITURES AND OTHER USES | | | |
| | (58,644) | 52,819 | 111,463 |
| FUND BALANCES (DEFICIT) AT BEGINNING OF YEAR | <u>959,214</u> | <u>959,214</u> | <u>-</u> |
| FUND BALANCE (DEFICIT) AT THE END OF YEAR | <u>\$ 900,570</u> | <u>\$ 1,012,033</u> | <u>\$ 111,463</u> |

IBERVILLE PARISH COUNCIL
Plaquemine, Louisiana
Schedule of Revenues, Expenditures, and Changes in Fund Balances
Budget and Actual (Non-GAAP Budgetary Basis)
WHITE CASTLE FIRE DEPARTMENT
For the Year Ended December 31, 2019

| | <u>Budget</u> | <u>Actual</u> | <u>Variance- Favorable (Unfavorable)</u> |
|---|-------------------|-------------------|--|
| REVENUES AND OTHER SOURCES | | | |
| Taxes | | | |
| Ad valorem | \$ - | \$ - | \$ - |
| Sale and use | 175,000 | 198,937 | 23,937 |
| Intergovernmental revenues | | | |
| Federal | | | |
| State | 17,217 | 17,217 | |
| Local | | 20,000 | 20,000 |
| Fines and forfeitures | | | |
| Charges for services | | | |
| Use of money and property | | | |
| Other revenues | | | |
| In-kind | | | |
| Other financing sources: | | | |
| Operating transfers in | | | |
| Sale of assets | | | |
| Loan proceeds | - | - | - |
| Total revenues and other sources | <u>192,217</u> | <u>236,154</u> | <u>43,937</u> |
| EXPENDITURES AND OTHER USES | | | |
| Current: | | | |
| Housing assistance payments | | | |
| General government | | | |
| Salaries and benefits | | | |
| Other program expenditures | | | |
| Public safety | | | |
| Salaries and benefits | 63,431 | 53,686 | 9,745 |
| Other program expenditures | 129,358 | 122,721 | 6,637 |
| Public works | | | |
| Salaries and benefits | | | |
| Other program expenditures | | | |
| Health and welfare | | | |
| Salaries and benefits | | | |
| Other program expenditures | | | |
| Culture and recreation | | | |
| Salaries and benefits | | | |
| Other program expenditures | | | |
| Economic development | | | |
| Salaries and benefits | | | |
| Other program expenditures | | | |
| Other expenditures | | | |
| Capital outlay | | | |
| Debt service | | | |
| Principal | | | |
| Interest | | | |
| Other financing use: | | | |
| Operating transfers out | - | - | - |
| Total expenditures and other uses | <u>192,789</u> | <u>176,407</u> | <u>16,382</u> |
| EXCESS (DEFICIENCY) OF REVENUES AND OTHER SOURCES OVER EXPENDITURES AND OTHER USES | (572) | 59,747 | 60,319 |
| FUND BALANCES (DEFICIT) AT BEGINNING OF YEAR | <u>178,982</u> | <u>178,982</u> | <u>-</u> |
| FUND BALANCE (DEFICIT) AT THE END OF YEAR | <u>\$ 178,410</u> | <u>\$ 238,729</u> | <u>\$ 60,319</u> |

IBERVILLE PARISH COUNCIL
Plaquemine, Louisiana
Schedule of Revenues, Expenditures, and Changes in Fund Balances
Budget and Actual (Non-GAAP Budgetary Basis)
BAYOU SORREL/PIGEON CONSOLIDATED FIRE DEPT.
For the Year Ended December 31, 2019

| | <u>Budget</u> | <u>Actual</u> | <u>Variance- Favorable (Unfavorable)</u> |
|---|---------------------|---------------------|--|
| REVENUES AND OTHER SOURCES | | | |
| Taxes | | | |
| Ad valorem | \$ - | \$ - | \$ - |
| Sale and use | 350,000 | 397,875 | 47,875 |
| Intergovernmental revenues | | | |
| Federal | | | |
| State | 9,642 | 9,642 | |
| Local | | | |
| Fines and forfeitures | | | |
| Charges for services | | | |
| Use of money and property | 45,000 | 56,384 | 11,384 |
| Other revenues | | 1,000 | 1,000 |
| In-kind | | | |
| Other financing sources: | | | |
| Operating transfers in | | | |
| Sales of assets | | 140 | 140 |
| Loan proceeds | - | - | - |
| Total revenues and other sources | <u>404,642</u> | <u>465,041</u> | <u>60,399</u> |
| EXPENDITURES AND OTHER USES | | | |
| Current: | | | |
| Housing assistance payments | | | |
| General government | | | |
| Salaries and benefits | | | |
| Other program expenditures | | | |
| Public safety | | | |
| Salaries and benefits | | | |
| Other program expenditures | 182,918 | 185,676 | (2,758) |
| Public works | | | |
| Salaries and benefits | | | |
| Other program expenditures | | | |
| Health and welfare | | | |
| Salaries and benefits | | | |
| Other program expenditures | | | |
| Culture and recreation | | | |
| Salaries and benefits | | | |
| Other program expenditures | | | |
| Economic development | | | |
| Salaries and benefits | | | |
| Other program expenditures | | | |
| Other expenditures | | | |
| Capital outlay | 1,135,000 | 1,099,476 | 35,524 |
| Debt service | | | |
| Principal | 80,000 | 80,000 | |
| Interest | 48,910 | 48,910 | |
| Other financing use: | | | |
| Operating transfers out | - | - | - |
| Total expenditures and other uses | <u>1,446,828</u> | <u>1,414,062</u> | <u>32,766</u> |
| EXCESS (DEFICIENCY) OF | | | |
| REVENUES AND OTHER SOURCES | | | |
| OVER EXPENDITURES AND OTHER USES | (1,042,186) | (949,021) | 93,165 |
| FUND BALANCES (DEFICIT) AT BEGINNING OF YEAR | <u>2,531,158</u> | <u>2,531,158</u> | - |
| FUND BALANCE (DEFICIT) AT THE END OF YEAR | <u>\$ 1,488,972</u> | <u>\$ 1,582,137</u> | <u>\$ 93,165</u> |

IBERVILLE PARISH COUNCIL
Plaquemine, Louisiana
Schedule of Revenues, Expenditures, and Changes in Fund Balances
Budget and Actual (Non-GAAP Budgetary Basis)
PARISH TRANSPORTATION
For the Year Ended December 31, 2019

| | <u>Budget</u> | <u>Actual</u> | <u>Variance- Favorable (Unfavorable)</u> |
|---|-------------------|-------------------|--|
| REVENUES AND OTHER SOURCES | | | |
| Taxes | | | |
| Ad valorem | \$ - | \$ - | \$ - |
| Sale and use | | | |
| Intergovernmental revenues | | | |
| Federal | | | |
| State | 350,000 | 400,261 | 50,261 |
| Local | | | |
| Fines and forfeitures | | | |
| Charges for services | | | |
| Use of money and property | 8,000 | 10,733 | 2,733 |
| Other revenues | | | |
| In-kind | | | |
| Other financing sources: | | | |
| Operating transfers in | | | |
| Loan proceeds | - | - | - |
| Total revenues and other sources | <u>358,000</u> | <u>410,994</u> | <u>52,994</u> |
| EXPENDITURES AND OTHER USES | | | |
| Current: | | | |
| Housing assistance payments | | | |
| General government | | | |
| Salaries and benefits | | | |
| Other program expenditures | | | |
| Public safety | | | |
| Salaries and benefits | | | |
| Other program expenditures | | | |
| Public works | | | |
| Salaries and benefits | | | |
| Other program expenditures | 356,500 | 296,754 | 59,746 |
| Health and welfare | | | |
| Salaries and benefits | | | |
| Other program expenditures | | | |
| Culture and recreation | | | |
| Salaries and benefits | | | |
| Other program expenditures | | | |
| Economic development | | | |
| Salaries and benefits | | | |
| Other program expenditures | | | |
| Other expenditures | | | |
| Capital outlay | 230,000 | 238,888 | (8,888) |
| Debt service | | | |
| Principal | | | |
| Interest | | | |
| Other financing use: | | | |
| Operating transfers out | - | - | - |
| Total expenditures and other uses | <u>586,500</u> | <u>535,642</u> | <u>50,858</u> |
| EXCESS (DEFICIENCY) OF REVENUES AND OTHER SOURCES OVER EXPENDITURES AND OTHER USES | (228,500) | (124,648) | 103,852 |
| FUND BALANCES (DEFICIT) AT BEGINNING OF YEAR | <u>669,971</u> | <u>669,971</u> | - |
| FUND BALANCE (DEFICIT) AT THE END OF YEAR | <u>\$ 441,471</u> | <u>\$ 545,323</u> | <u>\$ 103,852</u> |

IBERVILLE PARISH COUNCIL
Plaquemine, Louisiana
Schedule of Revenues, Expenditures, and Changes in Fund Balances
Budget and Actual (Non-GAAP Budgetary Basis)
VEHICLE AND EQUIPMENT REPLACEMENT FUND
For the Year Ended December 31, 2019

| | Budget | Actual | Variance- Favorable (Unfavorable) |
|---|-------------------|-------------------|--|
| REVENUES AND OTHER SOURCES | | | |
| Taxes | | | |
| Ad valorem | \$ - | \$ - | \$ - |
| Sale and use | 350,000 | 350,000 | |
| Intergovernmental revenues | | | |
| Federal | | | |
| State | | | |
| Local | | | |
| Fines and forfeitures | | | |
| Charges for services | | | |
| Use of money and property | | | |
| Other revenues | | | |
| In-kind | | | |
| Other financing sources: | | | |
| Operating transfers in | | | |
| Loan proceeds | | | |
| Total revenues and other sources | <u>350,000</u> | <u>350,000</u> | <u>-</u> |
| EXPENDITURES AND OTHER USES | | | |
| Current: | | | |
| Housing assistance payments | | | |
| General government | | | |
| Salaries and benefits | | | |
| Other program expenditures | | | |
| Public safety | | | |
| Salaries and benefits | | | |
| Other program expenditures | | | |
| Public works | | | |
| Salaries and benefits | | | |
| Other program expenditures | | | |
| Health and welfare | | | |
| Salaries and benefits | | | |
| Other program expenditures | | | |
| Culture and recreation | | | |
| Salaries and benefits | | | |
| Other program expenditures | | | |
| Economic development | | | |
| Salaries and benefits | | | |
| Other program expenditures | | | |
| Other expenditures | | | |
| Capital outlay | 350,000 | 139,696 | 210,304 |
| Debt service | | | |
| Principal | | | |
| Interest | | | |
| Other financing use: | | | |
| Operating transfers out | | | |
| Total expenditures and other uses | <u>350,000</u> | <u>139,696</u> | <u>210,304</u> |
| EXCESS (DEFICIENCY) OF | | | |
| REVENUES AND OTHER SOURCES | | | |
| OVER EXPENDITURES AND OTHER USES | - | 210,304 | 210,304 |
| FUND BALANCES (DEFICIT) AT BEGINNING OF YEAR | <u>561,008</u> | <u>561,008</u> | <u>-</u> |
| FUND BALANCE (DEFICIT) AT THE END OF YEAR | <u>\$ 561,008</u> | <u>\$ 771,312</u> | <u>210,304</u> |

SCHEDULE 29-K

IBERVILLE PARISH COUNCIL
Plaquemine, Louisiana
Schedule of Revenues, Expenditures, and Changes in Fund Balances
Budget and Actual (Non-GAAP Budgetary Basis)
BAYOU BLUE FIRE DISTRICT NUMBER 2
For the Year Ended December 31, 2019

| | <u>Budget</u> | <u>Actual</u> | <u>Variance- Favorable (Unfavorable)</u> |
|---|---------------------|---------------------|--|
| REVENUES AND OTHER SOURCES | | | |
| Taxes | | | |
| Ad valorem | \$ 85,000 | \$ 90,690 | \$ 5,690 |
| Sale and use | 175,000 | 198,937 | 23,937 |
| Intergovernmental revenues | | | |
| Federal | | | |
| State | 5,225 | 5,222 | (3) |
| Local | | | |
| Fines and forfeitures | | | |
| Charges for services | | | |
| Use of money and property | 15,000 | 16,215 | 1,215 |
| Other revenues | | | |
| In-kind | | | |
| Other financing sources: | | | |
| Operating transfers in | | | |
| Sales of assets | | | |
| Loan proceeds | - | - | - |
| Total revenues and other sources | <u>280,225</u> | <u>311,064</u> | <u>30,839</u> |
| EXPENDITURES AND OTHER USES | | | |
| Current: | | | |
| Housing assistance payments | | | |
| General government | | | |
| Salaries and benefits | | | |
| Other program expenditures | | | |
| Public safety | | | |
| Salaries and benefits | | | |
| Other program expenditures | 147,775 | 119,982 | 27,793 |
| Public works | | | |
| Salaries and benefits | | | |
| Other program expenditures | | | |
| Health and welfare | | | |
| Salaries and benefits | | | |
| Other program expenditures | | | |
| Culture and recreation | | | |
| Salaries and benefits | | | |
| Other program expenditures | | | |
| Economic development | | | |
| Salaries and benefits | | | |
| Other program expenditures | | | |
| Other expenditures | | | |
| Capital outlay | 15,000 | | 15,000 |
| Debt service | | | |
| Principal | | | |
| Interest | | | |
| Other financing use: | | | |
| Operating transfers out | - | - | - |
| Total expenditures and other uses | <u>162,775</u> | <u>119,982</u> | <u>42,793</u> |
| EXCESS (DEFICIENCY) OF REVENUES AND OTHER SOURCES OVER EXPENDITURES AND OTHER USES | 117,450 | 191,082 | 73,632 |
| FUND BALANCES (DEFICIT) AT BEGINNING OF YEAR | <u>1,043,450</u> | <u>1,043,450</u> | - |
| FUND BALANCE (DEFICIT) AT THE END OF YEAR | <u>\$ 1,160,900</u> | <u>\$ 1,234,532</u> | <u>\$ 73,632</u> |

IBERVILLE PARISH COUNCIL
Plaquemine, Louisiana
Schedule of Revenues, Expenditures, and Changes in Fund Balances
Budget and Actual (Non-GAAP Budgetary Basis)
COMMUNITY SERVICES BLOCK GRANT
For the Year Ended December 31, 2019

| | <u>Budget</u> | <u>Actual</u> | <u>Variance- Favorable (Unfavorable)</u> |
|---|-----------------|-----------------|--|
| REVENUES AND OTHER SOURCES | | | |
| Taxes | | | |
| Ad valorem | \$ - | \$ - | \$ - |
| Sale and use | | | |
| Intergovernmental revenues | | | |
| Federal | 104,000 | 97,535 | (6,465) |
| State | | | |
| Local | | | |
| Fines and forfeitures | | | |
| Charges for services | | | |
| Use of money and property | | | |
| Other revenues | | | |
| In-kind | | | |
| Other financing sources: | | | |
| Operating transfers in | | | |
| Loan proceeds | - | - | - |
| Total revenues and other sources | <u>104,000</u> | <u>97,535</u> | <u>(6,465)</u> |
| EXPENDITURES AND OTHER USES | | | |
| Current: | | | |
| Housing assistance payments | | | |
| General government | | | |
| Salaries and benefits | | | |
| Other program expenditures | | | |
| Public safety | | | |
| Salaries and benefits | | | |
| Other program expenditures | | | |
| Public works | | | |
| Salaries and benefits | | | |
| Other program expenditures | | | |
| Health and welfare | | | |
| Salaries and benefits | | | |
| Other program expenditures | 104,000 | 97,535 | 6,465 |
| Culture and recreation | | | |
| Salaries and benefits | | | |
| Other program expenditures | | | |
| Economic development | | | |
| Salaries and benefits | | | |
| Other program expenditures | | | |
| Other expenditures | | | |
| Capital outlay | | | |
| Debt service | | | |
| Principal | | | |
| Interest | | | |
| Other financing use: | | | |
| Operating transfers out | - | - | - |
| Total expenditures and other uses | <u>104,000</u> | <u>97,535</u> | <u>6,465</u> |
| EXCESS (DEFICIENCY) OF REVENUES AND OTHER SOURCES OVER EXPENDITURES AND OTHER USES | | | |
| | - | - | - |
| FUND BALANCES (DEFICIT) AT BEGINNING OF YEAR | <u>4,801</u> | <u>4,801</u> | <u>-</u> |
| FUND BALANCE (DEFICIT) AT THE END OF YEAR | <u>\$ 4,801</u> | <u>\$ 4,801</u> | <u>\$ -</u> |

IBERVILLE PARISH COUNCIL
Plaquemine, Louisiana
Schedule of Revenues, Expenditures, and Changes in Fund Balances
Budget and Actual (Non-GAAP Budgetary Basis)
EMERGENCY 911
For the Year Ended December 31, 2019

| | <u>Budget</u> | <u>Actual</u> | <u>Variance- Favorable (Unfavorable)</u> |
|---|-------------------|-------------------|--|
| REVENUES AND OTHER SOURCES | | | |
| Taxes | | | |
| Ad valorem | \$ - | \$ - | \$ - |
| Sale and use | 300,000 | 300,000 | |
| Intergovernmental revenues | | | |
| Federal | | | |
| State | | | |
| Local | | | |
| Fines and forfeitures | | | |
| Charges for services | 475,025 | 493,748 | 18,723 |
| Use of money and property | | | |
| Other revenues | 15,000 | 15,000 | |
| In-kind | | | |
| Other financing sources: | | | |
| Operating transfers in | | | |
| Sales of assets | | | |
| Loan proceeds | - | - | - |
| Total revenues and other sources | <u>790,025</u> | <u>808,748</u> | <u>18,723</u> |
| EXPENDITURES AND OTHER USES | | | |
| Current: | | | |
| Housing assistance payments | | | |
| General government | | | |
| Salaries and benefits | | | |
| Other program expenditures | | | |
| Public safety | | | |
| Salaries and benefits | 505,145 | 532,191 | (27,046) |
| Other program expenditures | 168,301 | 137,877 | 30,424 |
| Public works | | | |
| Salaries and benefits | | | |
| Other program expenditures | | | |
| Health and welfare | | | |
| Salaries and benefits | | | |
| Other program expenditures | | | |
| Culture and recreation | | | |
| Salaries and benefits | | | |
| Other program expenditures | | | |
| Economic development | | | |
| Salaries and benefits | | | |
| Other program expenditures | | | |
| Other expenditures | | | |
| Capital outlay | 25,000 | | 25,000 |
| Debt service | | | |
| Principal | | | |
| Interest | | | |
| Other financing use: | | | |
| Operating transfers out | - | - | - |
| Total expenditures and other uses | <u>698,446</u> | <u>670,068</u> | <u>28,378</u> |
| EXCESS (DEFICIENCY) OF REVENUES AND OTHER SOURCES OVER EXPENDITURES AND OTHER USES | 91,579 | 138,680 | 47,101 |
| FUND BALANCES (DEFICIT) AT BEGINNING OF YEAR | <u>678,030</u> | <u>678,030</u> | - |
| FUND BALANCE (DEFICIT) AT THE END OF YEAR | <u>\$ 769,609</u> | <u>\$ 816,710</u> | <u>\$ 47,101</u> |

IBERVILLE PARISH COUNCIL
Plaquemine, Louisiana
Schedule of Revenues, Expenditures, and Changes in Fund Balances
Budget and Actual (Non-GAAP Budgetary Basis)
SECTION 8 HOUSING
For the Year Ended December 31, 2019

| | <u>Budget</u> | <u>Actual</u> | <u>Variance- Favorable (Unfavorable)</u> |
|---|-----------------|------------------|--|
| REVENUES AND OTHER SOURCES | | | |
| Taxes | | | |
| Ad valorem | \$ - | \$ - | \$ - |
| Sale and use | | | |
| Intergovernmental revenues | | | |
| Federal | 130,750 | 135,152 | 4,402 |
| State | | | |
| Local | | | |
| Fines and forfeitures | | | |
| Charges for services | | | |
| Use of money and property | | | |
| Other revenues | 23,500 | 23,150 | (350) |
| In-kind | | | |
| Other financing sources: | | | |
| Operating transfers in | | | |
| Loan proceeds | - | - | - |
| Total revenues and other sources | <u>154,250</u> | <u>158,302</u> | <u>4,052</u> |
| EXPENDITURES AND OTHER USES | | | |
| Current: | | | |
| Housing assistance payments | | | |
| General government | | | |
| Salaries and benefits | | | |
| Other program expenditures | | | |
| Public safety | | | |
| Salaries and benefits | | | |
| Other program expenditures | | | |
| Public works | | | |
| Salaries and benefits | | | |
| Other program expenditures | | | |
| Health and welfare | | | |
| Salaries and benefits | | | |
| Other program expenditures | 167,400 | 163,680 | 3,720 |
| Culture and recreation | | | |
| Salaries and benefits | | | |
| Other program expenditures | | | |
| Economic development | | | |
| Salaries and benefits | | | |
| Other program expenditures | | | |
| Other expenditures | | | |
| Capital outlay | | | |
| Debt service | | | |
| Principal | | | |
| Interest | | | |
| Other financing use: | | | |
| Operating transfers out | - | - | - |
| Total expenditures and other uses | <u>167,400</u> | <u>163,680</u> | <u>3,720</u> |
| EXCESS (DEFICIENCY) OF REVENUES AND OTHER SOURCES OVER EXPENDITURES AND OTHER USES | (13,150) | (5,378) | 7,772 |
| FUND BALANCES (DEFICIT) AT BEGINNING OF YEAR | <u>20,886</u> | <u>20,886</u> | - |
| FUND BALANCE (DEFICIT) AT THE END OF YEAR | <u>\$ 7,736</u> | <u>\$ 15,508</u> | <u>\$ 7,772</u> |

IBERVILLE PARISH COUNCIL
Plaquemine, Louisiana
Schedule of Revenues, Expenditures, and Changes in Fund Balances
Budget and Actual (Non-GAAP Budgetary Basis)
DISASTER RELIEF
For the Year Ended December 31, 2019

| | <u>Budget</u> | <u>Actual</u> | <u>Variance- Favorable (Unfavorable)</u> |
|---|------------------|------------------|--|
| REVENUES AND OTHER SOURCES | | | |
| Taxes | | | |
| Ad valorem | \$ - | \$ - | \$ - |
| Sale and use | | | |
| Intergovernmental revenues | | | |
| Federal | | | |
| State | | | |
| Local | | | |
| Fines and forfeitures | | | |
| Charges for services | | | |
| Use of money and property | | | |
| Other revenues | | | |
| In-kind | | | |
| Other financing sources: | | | |
| Operating transfers in | | | |
| Loan proceeds | - | - | - |
| Total revenues and other sources | - | - | - |
| EXPENDITURES AND OTHER USES | | | |
| Current: | | | |
| Housing assistance payments | | | |
| General government | | | |
| Salaries and benefits | | | |
| Other program expenditures | | | |
| Public safety | | | |
| Salaries and benefits | | | |
| Other program expenditures | | | |
| Public works | | | |
| Salaries and benefits | | | |
| Other program expenditures | | | |
| Health and welfare | | | |
| Salaries and benefits | | | |
| Other program expenditures | | | |
| Culture and recreation | | | |
| Salaries and benefits | | | |
| Other program expenditures | | | |
| Economic development | | | |
| Salaries and benefits | | | |
| Other program expenditures | | | |
| Other expenditures | | | |
| Capital outlay | | | |
| Debt service | | | |
| Principal | | | |
| Interest | | | |
| Other financing use: | | | |
| Operating transfers out | - | - | - |
| Total expenditures and other uses | - | - | - |
| EXCESS (DEFICIENCY) OF REVENUES AND OTHER SOURCES OVER EXPENDITURES AND OTHER USES | - | - | - |
| FUND BALANCES (DEFICIT) AT BEGINNING OF YEAR | 79,534 | 79,534 | - |
| FUND BALANCE (DEFICIT) AT THE END OF YEAR | <u>\$ 79,534</u> | <u>\$ 79,534</u> | <u>\$ -</u> |

SCHEDULE 29-P

IBERVILLE PARISH COUNCIL
Plaquemine, Louisiana
Schedule of Revenues, Expenditures, and Changes in Fund Balances
Budget and Actual (Non-GAAP Budgetary Basis)
18TH JDC DRUG COURT
For the Year Ended December 31, 2019

| | <u>Budget</u> | <u>Actual</u> | <u>Variance- Favorable (Unfavorable)</u> |
|---|---------------|------------------|--|
| REVENUES AND OTHER SOURCES | | | |
| Taxes | | | |
| Ad valorem | \$ - | \$ - | \$ - |
| Sale and use | | | |
| Intergovernmental revenues | | | |
| Federal | | | |
| State | | 160,249 | 160,249 |
| Local | | | |
| Fines and forfeitures | | | |
| Charges for services | | 19,432 | 19,432 |
| Use of money and property | | | |
| Other revenues | | | |
| In-kind | | | |
| Other financing sources: | | | |
| Operating transfers in | | | |
| Sales of assets | | | |
| Loan proceeds | | | |
| Total revenues and other sources | <u>-</u> | <u>179,681</u> | <u>179,681</u> |
| EXPENDITURES AND OTHER USES | | | |
| Current: | | | |
| Housing assistance payments | | | |
| General government | | | |
| Salaries and benefits | | 93,963 | (93,963) |
| Other program expenditures | | 92,219 | (92,219) |
| Public safety | | | |
| Salaries and benefits | | | |
| Other program expenditures | | | |
| Public works | | | |
| Salaries and benefits | | | |
| Other program expenditures | | | |
| Health and welfare | | | |
| Salaries and benefits | | | |
| Other program expenditures | | | |
| Culture and recreation | | | |
| Salaries and benefits | | | |
| Other program expenditures | | | |
| Economic development | | | |
| Salaries and benefits | | | |
| Other program expenditures | | | |
| Other expenditures | | | |
| Capital outlay | | | |
| Debt service | | | |
| Principal | | | |
| Interest | | | |
| Other financing use: | | | |
| Operating transfers out | <u>-</u> | <u>-</u> | <u>-</u> |
| Total expenditures and other uses | <u>-</u> | <u>186,182</u> | <u>(186,182)</u> |
| EXCESS (DEFICIENCY) OF REVENUES AND OTHER SOURCES OVER EXPENDITURES AND OTHER USES | | | |
| | - | (6,501) | (6,501) |
| FUND BALANCES (DEFICIT) AT BEGINNING OF YEAR | <u>-</u> | <u>35,134</u> | <u>35,134</u> |
| FUND BALANCE (DEFICIT) AT THE END OF YEAR | <u>\$ -</u> | <u>\$ 28,633</u> | <u>\$ 28,633</u> |

SCHEDULE 29-Q

IBERVILLE PARISH COUNCIL
Plaquemine, Louisiana
Schedule of Revenues, Expenditures, and Changes in Fund Balances
Budget and Actual (Non-GAAP Budgetary Basis)
Sales Tax Bond Debt Service Fund
For the Year Ended December 31, 2019

| | <u>Budget</u> | <u>Actual</u> | <u>Variance- Favorable (Unfavorable)</u> |
|---|---------------------|---------------------|--|
| REVENUES AND OTHER SOURCES | | | |
| Taxes | | | |
| Ad valorem | \$ - | \$ - | \$ - |
| Sale and use | 1,533,967 | 1,533,967 | |
| Intergovernmental revenues | | | |
| Federal | | | |
| State | | | |
| Local | | | |
| Fines and forfeitures | | | |
| Charges for services | | | |
| Use of money and property | | | |
| Other revenues | | | |
| In-kind | | | |
| Other financing sources: | | | |
| Operating transfers in | | | |
| Loan proceeds | - | - | - |
| Total revenues and other sources | <u>1,533,967</u> | <u>1,533,967</u> | <u>-</u> |
| EXPENDITURES AND OTHER USES | | | |
| Current: | | | |
| Housing assistance payments | | | |
| General government | | | |
| Salaries and benefits | | | |
| Other program expenditures | | | |
| Public safety | | | |
| Salaries and benefits | | | |
| Other program expenditures | | | |
| Public works | | | |
| Salaries and benefits | | | |
| Other program expenditures | | | |
| Health and welfare | | | |
| Salaries and benefits | | | |
| Other program expenditures | | | |
| Culture and recreation | | | |
| Salaries and benefits | | | |
| Other program expenditures | | | |
| Economic development | | | |
| Salaries and benefits | | | |
| Other program expenditures | | | |
| Other expenditures | | | |
| Capital outlay | | | |
| Debt service | | | |
| Principal | 1,295,000 | 1,295,000 | |
| Interest | 305,550 | 305,550 | |
| Other financing use: | | | |
| Operating transfers out | - | - | - |
| Total expenditures and other uses | <u>1,600,550</u> | <u>1,600,550</u> | <u>-</u> |
| EXCESS (DEFICIENCY) OF REVENUES AND OTHER SOURCES OVER EXPENDITURES AND OTHER USES | | | |
| | (66,583) | (66,583) | - |
| FUND BALANCES (DEFICIT) AT BEGINNING OF YEAR | <u>1,606,997</u> | <u>1,606,998</u> | <u>1</u> |
| FUND BALANCE (DEFICIT) AT THE END OF YEAR | <u>\$ 1,540,414</u> | <u>\$ 1,540,415</u> | <u>\$ 1</u> |

IBERVILLE PARISH COUNCIL
Plaquemine, Louisiana
Schedule of Revenues, Expenditures, and Changes in Fund Balances
Budget and Actual (Non-GAAP Budgetary Basis)
2015 DHH LOAN RESERVE
For the Year Ended December 31, 2019

| | <u>Budget</u> | <u>Actual</u> | <u>Variance- Favorable (Unfavorable)</u> |
|---|-------------------|-------------------|--|
| REVENUES AND OTHER SOURCES | | | |
| Taxes | | | |
| Ad valorem | \$ - | \$ - | \$ - |
| Sale and use | | | |
| Intergovernmental revenues | | | |
| Federal | | | |
| State | | | |
| Local | | | |
| Fines and forfeitures | | | |
| Charges for services | | | |
| Use of money and property | | | |
| Other revenues | | | |
| In-kind | | | |
| Other financing sources: | | | |
| Operating transfers in | | | |
| Loan proceeds | | | |
| Total revenues and other sources | <u>-</u> | <u>-</u> | <u>-</u> |
| EXPENDITURES AND OTHER USES | | | |
| Current: | | | |
| Housing assistance payments | | | |
| General government | | | |
| Salaries and benefits | | | |
| Other program expenditures | | | |
| Public safety | | | |
| Salaries and benefits | | | |
| Other program expenditures | | | |
| Public works | | | |
| Salaries and benefits | | | |
| Other program expenditures | | | |
| Health and welfare | | | |
| Salaries and benefits | | | |
| Other program expenditures | | | |
| Culture and recreation | | | |
| Salaries and benefits | | | |
| Other program expenditures | | | |
| Economic development | | | |
| Salaries and benefits | | | |
| Other program expenditures | | | |
| Other expenditures | | | |
| Capital outlay | | | |
| Debt service | | | |
| Principal | | | |
| Interest | | | |
| Other financing use: | | | |
| Operating transfers out | | | |
| Total expenditures and other uses | <u>-</u> | <u>-</u> | <u>-</u> |
| EXCESS (DEFICIENCY) OF REVENUES AND OTHER SOURCES OVER EXPENDITURES AND OTHER USES | - | - | - |
| FUND BALANCES (DEFICIT) AT BEGINNING OF YEAR | <u>236,189</u> | <u>236,189</u> | <u>-</u> |
| FUND BALANCE (DEFICIT) AT THE END OF YEAR | <u>\$ 236,189</u> | <u>\$ 236,189</u> | <u>\$ -</u> |

IBERVILLE PARISH COUNCIL
Plaquemine, Louisiana
Schedule of Revenues, Expenditures, and Changes in Fund Balances
Budget and Actual (Non-GAAP Budgetary Basis)
DHH LOAN SERVICE FUND
For the Year Ended December 31, 2019

| | <u>Budget</u> | <u>Actual</u> | <u>Variance- Favorable (Unfavorable)</u> |
|---|---------------------|---------------------|--|
| REVENUES AND OTHER SOURCES | | | |
| Taxes | | | |
| Ad valorem | \$ - | \$ - | \$ - |
| Sale and use | 482,000 | 481,123 | (877) |
| Intergovernmental revenues | | | |
| Federal | | | |
| State | | | |
| Local | | | |
| Fines and forfeitures | | | |
| Charges for services | | | |
| Use of money and property | | | |
| Other revenues | | | |
| In-kind | | | |
| Other financing sources: | | | |
| Operating transfers in | | | |
| Loan proceeds | - | - | - |
| Total revenues and other sources | <u>482,000</u> | <u>481,123</u> | <u>(877)</u> |
| EXPENDITURES AND OTHER USES | | | |
| Current: | | | |
| Housing assistance payments | | | |
| General government | | | |
| Salaries and benefits | | | |
| Other program expenditures | | | |
| Public safety | | | |
| Salaries and benefits | | | |
| Other program expenditures | | | |
| Public works | | | |
| Salaries and benefits | | | |
| Other program expenditures | | | |
| Health and welfare | | | |
| Salaries and benefits | | | |
| Other program expenditures | | | |
| Culture and recreation | | | |
| Salaries and benefits | | | |
| Other program expenditures | | | |
| Economic development | | | |
| Salaries and benefits | | | |
| Other program expenditures | | | |
| Other expenditures | | | |
| Capital outlay | | | |
| Debt service | | | |
| Principal | 262,000 | 218,000 | 44,000 |
| Interest | 184,316 | 189,546 | (5,230) |
| Other financing use: | | | |
| Operating transfers out | - | - | - |
| Total expenditures and other uses | <u>446,316</u> | <u>407,546</u> | <u>38,770</u> |
| EXCESS (DEFICIENCY) OF REVENUES AND OTHER SOURCES OVER EXPENDITURES AND OTHER USES | | | |
| | 35,684 | 73,577 | 37,893 |
| FUND BALANCES (DEFICIT) AT BEGINNING OF YEAR | <u>997,167</u> | <u>997,167</u> | <u>-</u> |
| FUND BALANCE (DEFICIT) AT THE END OF YEAR | <u>\$ 1,032,851</u> | <u>\$ 1,070,744</u> | <u>\$ 37,893</u> |

IBERVILLE PARISH COUNCIL

SCHEDULE 30

Plaquemine, Louisiana

Schedule of Compensation Paid Councilmen and Board Members

For the Year Ended December 31, 2019

| <u>Parish Council</u> | <u>2018</u> |
|-----------------------|--------------------------|
| Warren Taylor | \$ 19,200 |
| Mitchel Ourso | 19,200 |
| Thomas Dominique | 19,200 |
| Leonard Jackson | 19,200 |
| Steve Smith | 19,200 |
| Courtney Lewis | 19,200 |
| Ty Arnold | 19,200 |
| Hunter Markins | 19,200 |
| Terry Bradford | 19,200 |
| Louis Kelly | 19,200 |
| Timothy Vallet | 19,200 |
| Matthew Jewell | 19,200 |
| Bart Morgan | 19,200 |
| Total | <u><u>\$ 249,600</u></u> |

IBERVILLE PARISH COUNCIL
Plaquemine, Louisiana
Schedule of Compensation Paid Agency Head
For the Year Ended December 31, 2019

SCHEDULE 31

Agency Head Name: J. Mitchell Ourso, Jr. Parish President

| <u>Purpose</u> | 2019 |
|---------------------------------|-------------------|
| Salary | \$ 195,978 |
| Benefits-Insurance | 7,015 |
| Benefits-Retirement | 22,537 |
| Benefits- Deferred Compensation | 12,480 |
| Vehicle Provided by Government | 12,692 |
| Reimbursements | 183 |
| Registration Fees | - |
| Conference Travel | - |
| Total | \$ 250,885 |

IBERVILLE PARISH COUNCIL
Plaquemine, Louisiana
Schedule of Expenditure of Federal Awards
For the Year Ended December 31, 2019

SCHEDULE 32

| Federal Grantor Pass Through Grantor Name / Direct Program Program Title | Grant Number | CFDA Number | Federal Expenditures |
|--|---|----------------|-------------------------|
| Federal Emergency Management Agency | | | |
| Direct Programs: | | | |
| Passed through Louisiana Dept. Homeland Security: | | | |
| Disaster Grants - Public Assistance (Presidentially Declared Disasters) | FEMA-4277-PA-LA | 97.036 | \$ 212,447 |
| Hazard Mitigation | HMPG1603-047-0002/HMPG1603-047-0004/HMPG1603-047-0006 | 97.039 | 14,826 |
| State Homeland Security Grant Program | EMW-2018-EP-00003-S01 | 97.042 | 35,740 |
| Homeland Security Grant Program | EMW-2018-SS-00016-S01 | 97.067 | 25,332 |
| Total Federal Emergency Management Agency | | | \$ 288,345 |
| United States Environmental Protection Agency | | | |
| Passed through Office of Public Health | | | |
| Drinking Water Revolving Loan Fund (DWRLF) | 1047002 | 66.468 | 67,545 |
| Total United States Environmental Protection Agency | | | \$ 67,545 |
| United States Department of Health and Human Services | | | |
| Passed through Capital Area Human Services District: | | | |
| Block Grants for Prevention of Substance Abuse | 2000427948 | 93.959 | \$ 10,590 |
| Passed through Louisiana Department of Labor: | | | |
| Community Services Block Grant Discretionary Awards- | | | |
| Community Food and Nutrition | P0096 | 93.569 | 97,535 |
| Passed through Louisiana Department of Social Services: | | | |
| Low-Income Home Energy Assistance | | 93.568 | 61,091 |
| Total United States Department of Health and Human Services | | | \$ 169,216 |
| United States Department of Housing and Urban Development | | | |
| Passed through Louisiana Recovery Unit: | | | |
| Community Development Block Grant | 24PARA | 14.228* | \$ 599,823 |
| Passed through Division of Administration- Office of Finance and Support Services: | | | |
| Section 8 Housing | LA214 | 14.856 | 135,152 |
| Total United States Department of Housing and Urban Development | | | \$ 734,975 |
| United States Department of the Interior, Fish and Wildlife Service | | | |
| Direct Programs: | | | |
| Payment in Lieu of Taxes | NONE | 15.226 | \$ 39,307 |
| Total United States Department of the Interior | | | \$ 39,307 |
| TOTAL EXPENDITURES | | | \$ 1,299,388 |

*Major federal financial assistance program.

Note 1. Basis of Presentation

The accompanying schedule of expenditures of federal awards includes the federal grant activity of Iberville Parish Council and is presented on the modified accrual. The information in this schedule is presented in accordance with the requirements of Title 2 U.S. Code of Federal Regulations Part 200, Uniform Administrative Requirements, Cost Principles and Audit Requirements for Federal Awards (Uniform Guidance). Therefore, some amounts presented in this schedule may differ from amounts presented in, or used in the preparation of the general purpose financial statements. There were no subrecipients of the federal grants.

Note 2. Clean Water State Revolving Fund Loans

This loan is partially reimbursed from the LA DEQ and partially from the U.S. EPA. Due to the fact that this loan is not 100% federal funds, subrecipients should not report expenditures until the audit year that reimbursement is made and confirmed that funds are federal.

Note 3. Uniform Guidance

Iberville Parish Council has elected not to use the 10 percent de minimis indirect cost rate allowed under the Uniform Guidance.

**This page contains no
financial data.**

BAXLEY AND ASSOCIATES, LLC

P. O. Box 482
58225 Belleview Drive
Plaquemine, Louisiana 70764
Phone (225) 687-6630 Fax (225) 687-0365

Margaret A. Pritchard, CPA/CGMA
Matthew L. Berthelot, CPA

Staci H. Joffrion, CPA/CGMA

Hugh F. Baxley, CPA/CGMA/CVA – Retired

EXHIBIT A

The Honorable J. Mitchell Ourso, Jr., President
and the Councilmen of the Iberville Parish Council
Plaquemine, LA

INDEPENDENT AUDITOR'S REPORT ON INTERNAL CONTROL OVER FINANCIAL REPORTING AND ON COMPLIANCE AND OTHER MATTERS BASED ON AN AUDIT OF FINANCIAL STATEMENTS PERFORMED IN ACCORDANCE WITH GOVERNMENT AUDITING STANDARDS

We have audited, in accordance with the auditing standards generally accepted in the United States of America and the standards applicable to financial audits contained in *Government Auditing Standards* issued by the Comptroller General of the United States, the financial statements of the governmental activities, the business-type activities, the aggregate discretely presented component units, each major fund, and the aggregate remaining fund information of the Iberville Parish Council as of and for the year ended December 31, 2019, and the related notes to the financial statements, which collectively comprise the Iberville Parish Council's basic financial statements and have issued our report thereon dated July 20, 2020.

Internal Control Over Financial Reporting

In planning and performing our audit of the financial statements, we considered Iberville Parish Council's internal control over financial reporting (internal control) to determine the audit procedures that are appropriate in the circumstances for the purpose of expressing our opinions on the financial statements, but not for the purpose of expressing an opinion on the effectiveness of Iberville Parish Council's internal control. Accordingly, we do not express an opinion on the effectiveness of Iberville Parish Council's internal control.

A *deficiency in internal control* exists when the design or operation of a control does not allow management or employees, in the normal course of performing their assigned functions, to prevent, or detect and correct misstatements on a timely basis. A *material weakness* is a deficiency, or a combination of deficiencies, in internal control such that there is a reasonable possibility that a material misstatement of the entity's financial statements will not be prevented, or detected and corrected on a timely basis. A *significant deficiency* is a deficiency, or a combination of deficiencies, in internal control that is less severe than a material weakness, yet important enough to merit attention by those charged with governance.

Our consideration of internal control was for the limited purpose described in the first paragraph of this section and was not designed to identify all deficiencies in internal control that might be material weaknesses or significant deficiencies and therefore, material weaknesses or significant deficiencies may exist that have not been identified. Given these limitations, during our audit we did not identify any deficiencies in internal control that we consider to be material weaknesses. We did identify a certain deficiency in internal control, described in the accompanying schedule of findings and questioned costs as item 2019-02 that we consider to be a significant deficiency.

INDEPENDENT AUDITOR'S REPORT ON INTERNAL CONTROL OVER FINANCIAL REPORTING
AND ON COMPLIANCE AND OTHER MATTERS BASED ON AN AUDIT OF FINANCIAL
STATEMENTS PERFORMED IN ACCORDANCE WITH GOVERNMENT AUDITING STANDARDS
(continued)

Compliance and Other Matters

As part of obtaining reasonable assurance about whether the Iberville Parish Council's financial statements are free of material misstatement, we performed tests of its compliance with certain provisions of laws, regulations, contracts, and grant agreements, noncompliance with which could have a direct and material effect on the determination of financial statement amounts. However, providing an opinion on compliance with those provisions was not an objective of our audit and, accordingly, we do not express such an opinion. The results of our tests disclosed an instance of noncompliance or other matter that is required to be reported under *Governmental Auditing Standards* and which is described in the accompanying schedule of findings and questioned costs as item 2019-01.

Iberville Parish Council's Response to Findings

Iberville Parish Council's response to the findings identified in our audit is described in the accompanying schedule of findings and questioned costs. Iberville Parish Council's response was not subjected to the auditing procedures applied in the audit of the financial statements and, accordingly, we express no opinion on it.

Purpose of this Report

The purpose of this report is solely to describe the scope of our testing of internal control and compliance and the results of that testing, and not to provide an opinion on the effectiveness of the entity's internal control or on compliance. This report is an integral part of an audit performed in accordance with *Government Auditing Standards* in considering the entity's internal control and compliance. Accordingly, this communication is not suitable for any other purpose.

Baxley & Associates, LLC

Plaquemine, Louisiana
July 20, 2020

BAXLEY AND ASSOCIATES, LLC

P. O. Box 482
58225 Belleview Drive
Plaquemine, Louisiana 70764
Phone (225) 687-6630 Fax (225) 687-0365

Margaret A. Pritchard, CPA/CGMA
Matthew L. Berthelot, CPA

Staci H. Joffrion, CPA/CGMA

Hugh F. Baxley, CPA/CGMA/CVA – Retired

EXHIBIT B

The Honorable J. Mitchell Ourso, Jr., President
and the Councilmen of the Iberville Parish Council
Plaquemine, LA

INDEPENDENT AUDITOR'S REPORT ON COMPLIANCE FOR EACH MAJOR PROGRAM AND ON INTERNAL CONTROL OVER COMPLIANCE REQUIRED BY THE UNIFORM GUIDANCE

Report on Compliance for Each Major Federal Program

We have audited Iberville Parish Council's compliance with the types of compliance requirements described in the *OMB Compliance Supplement* that could have a direct and material effect on each of Iberville Parish Council's major federal programs for the year ended December 31, 2019. Iberville Parish Council's major federal programs are identified in the summary of auditor's results section of the accompanying schedule of findings and questioned costs.

Management's Responsibility

Management is responsible for compliance with federal statutes, regulations, and the terms and conditions of its federal awards applicable to its federal programs.

Auditor's Responsibility

Our responsibility is to express an opinion on compliance for each of Iberville Parish Council's major federal programs based on our audit of the types of compliance requirements referred to above. We conducted our audit of compliance in accordance with auditing standards generally accepted in the United States of America; the standards applicable to financial audits contained in *Government Auditing Standards*, issued by the Comptroller General of the United States; and the audit requirements of Title 2 U.S. *Code of Federal Regulations* Part 200, *Uniform Administrative Requirements, Cost Principles, and Audit Requirements for Federal Awards* (Uniform Guidance). Those standards and the Uniform Guidance require that we plan and perform the audit to obtain reasonable assurance about whether noncompliance with the types of compliance requirements referred to above that could have a direct and material effect on a major federal program occurred. An audit includes examining, on a test basis, evidence about Iberville Parish Council's compliance with those requirements and performing such other procedures as we considered necessary in the circumstances.

We believe that our audit provides a reasonable basis for our opinion on compliance for each major federal program. However, our audit does not provide a legal determination on Iberville Parish Council's compliance.

Opinion on Each Major Federal Program

In our opinion, Iberville Parish Council complied, in all material respects, with the types of compliance requirements referred to above that could have a direct and material effect on each of its major federal programs for the year ended December 31, 2019.

INDEPENDENT AUDITOR'S REPORT ON COMPLIANCE FOR EACH MAJOR PROGRAM AND
ON INTERNAL CONTROL OVER COMPLIANCE REQUIRED BY THE UNIFORM GUIDANCE
(cont.)

Report on Internal Control Over Compliance

Management of Iberville Parish Council is responsible for establishing and maintaining effective internal control over compliance with the types of compliance requirements referred to above. In planning and performing our audit of compliance, we considered Iberville Parish Council's internal control over compliance with the types of requirements that could have a direct and material effect on a major federal program to determine the auditing procedures that are appropriate in the circumstances for the purpose of expressing an opinion on compliance for each major federal program and to test and report on internal control over compliance in accordance with the Uniform Guidance, but not for the purpose of expressing an opinion on the effectiveness of internal control over compliance. Accordingly, we do not express an opinion on the effectiveness of the Iberville Parish Council's internal control over compliance.

A deficiency in internal control over compliance exists when the design or operation of a control over compliance does not allow management or employees, in the normal course of performing their assigned functions, to prevent, or detect and correct, noncompliance with a type of compliance requirement of a federal program on a timely basis. A *material weakness in internal control over compliance* is a deficiency, or combination of deficiencies, in internal control over compliance, such that there is a reasonable possibility that material noncompliance with a type of compliance requirement of a federal program will not be prevented, or detected and corrected, on a timely basis. A *significant deficiency in internal control over compliance* is a deficiency, or a combination of deficiencies, in internal control over compliance with a type of compliance requirement of a federal program that is less severe than a material weakness in internal control over compliance, yet important enough to merit attention by those charged with governance.

Our consideration of internal control over compliance was for the limited purpose described in the first paragraph of this section and was not designed to identify all deficiencies in internal control over compliance that might be material weaknesses or significant deficiencies. We did not identify any deficiencies in internal control over compliance that we consider to be material weaknesses. However, material weaknesses may exist that have not been identified.

The purpose of this report on internal control over compliance is solely to describe the scope of our testing of internal control over compliance and the results of that testing based on the requirements of The Uniform Guidance. Accordingly, this report is not suitable for any other purpose.

Baxley & Associates, LLC

Plaquemine, Louisiana
July 20, 2020

**IBERVILLE PARISH COUNCIL
SCHEDULE OF FINDINGS AND QUESTIONED COSTS
YEAR ENDED DECEMBER 31, 2019**

A. SUMMARY OF AUDITOR'S RESULTS*Financial Statements*Type of auditor's report issued: *unqualified*

Internal control over financial reporting:

- Material weaknesses identified? _____ yes X no
- Significant deficiency identified that is not considered to be material weaknesses? X yes _____ no
- Noncompliance material to financial statements noted? _____ yes X no

Federal Awards

Internal control over major programs:

- Material weaknesses identified? _____ yes X no
- Significant deficiency identified that is not considered to be material weaknesses? _____ yes X none reported

Type of auditor's report issued on compliance for major programs: *unmodified*

Any audit findings disclosed that are not required to be reported in accordance with 8 CFR 200.516(a)?

_____ yes X no

Identification of major programs:

CFDA Number(s):
14.228Name of Federal Program or Cluster:
U.S. Dept. of Housing and Urban
Development
Community Development Block Grant

Dollar threshold used to distinguish between type A and type B programs:

\$750,000 or Greater

Auditee qualified as low-risk auditee?

 X yes _____ no

IBERVILLE PARISH COUNCIL
SCHEDULE OF FINDINGS AND QUESTIONED COSTS
YEAR ENDED DECEMBER 31, 2019

B. FINDINGS – FINANCIAL STATEMENT AUDIT

2019-1 BUDGET

Condition:

In the General Fund, actual expenditures exceeded budgeted expenditures by 12% and in the Iberville Medical Complex fund, actual expenditures exceeded budgeted expenditures by 6%. This is a repeat finding.

Criteria:

Louisiana Revised Statute 39:1310 requires that budgets be adopted for General and Special Revenue Funds and their amendments be made and properly adopted when variances to budget amounts are in excess of five (5) percent.

Effect:

The condition has no effect on the financial statements of the Council.

Recommendation:

We recommend that management implement procedures to monitor budget to actual comparisons and amend budgets as necessary to comply with the Louisiana Local Government Budget Act.

Management's Response:

Management strives to make sure that all budgets are appropriately amended when actual expenditures are projected to exceed budgeted expenditures and amended when actual revenues are projected to fall short of budgeted revenues. Occasionally, those circumstances occur toward the end of the year making it nearly impossible to amend the budget as necessary. We plan on implementing new procedures with our Budget Analyst to ensure that these overages become less frequent.

2019-2 LONG TERM OUTSTANDING CHECKS

Condition:

The Iberville Parish Library has long-term outstanding checks on bank reconciliations that exceed one year. Some checks have been outstanding for three years.

Criteria:

Government Auditing Standards, issued by the Comptroller General of the United States requires governmental units to appropriately reverse long-term outstanding checks and properly handle them in accordance with State escheat laws.

IBERVILLE PARISH COUNCIL
SCHEDULE OF FINDINGS AND QUESTIONED COSTS
YEAR ENDED DECEMBER 31, 2019

Effect:

The lack of appropriately reversing long-term outstanding checks and properly handling them in accordance with State escheat laws causes the bank reconciliations to be distorted.

Recommendation:

We recommend implementing a policy to void checks after a certain period of time but maintain a report of checks voided in case the payee contacts the Iberville Parish Council to claim their funds. We also recommend adhering to the State's escheat laws regarding unclaimed property.

Management's Response:

Management concurs with this finding. The Library accounting policies and procedures will be amended to make sure that these outstanding checks are voided or sent over to unclaimed property.

C. FINDINGS – FEDERAL PROGRAM FINDINGS

There were no findings.

**IBERVILLE PARISH COUNCIL
SCHEDULE OF PRIOR FINDINGS AND QUESTIONED COSTS
FOR THE YEAR ENDED DECEMBER 31, 2019**

FINDINGS – FINANCIAL STATEMENT AUDIT

2018-1 BUDGET

Condition:

In the Office of Emergency Preparedness Fund (Special Revenue Fund), actual expenditures exceeded budgeted expenditures by 49%.

Recommendation:

We recommend that management implement procedures to monitor budget to actual comparisons and amend budgets as necessary to comply with the Louisiana Local Government Budget Act.

Current Status:

Budget variances greater than 5% is noted in the 12-31-2019 year end.

IBERVILLE PARISH COUNCIL
INDEPENDENT ACCOUNTANT'S REPORT ON
APPLYING AGREED-UPON PROCEDURES
FOR THE YEAR ENDED DECEMBER 31, 2019

BAXLEY AND ASSOCIATES, LLC

P. O. Box 482
58225 Belleview Drive
Plaquemine, Louisiana 70764
Phone (225) 687-6630 Fax (225) 687-0365

Margaret A. Pritchard, CPA/CGMA
Matthew L. Berthelot, CPA

Staci H. Joffrion, CPA/CGMA

Hugh F. Baxley, CPA/CGMA/CVA – Retired

To the Honorable J. Mitchell Ourso, Jr., President
and the Councilmen of the Iberville Parish Council
and the Louisiana Legislative Auditor's

INDEPENDENT ACCOUNTANT'S REPORT ON APPLYING AGREED-UPON PROCEDURES

We have performed the procedures enumerated below, which were agreed to by the Iberville Parish Council and the Louisiana Legislative Auditor (LLA) on the control and compliance (C/C) areas identified in the LLA's Statewide Agreed-Upon Procedures (SAUPs) for the fiscal period January 1, 2019 through December 31, 2019. The Iberville Parish Council's management is responsible for those C/C areas identified in the SAUPs.

This agreed-upon procedures engagement was conducted in accordance with attestation standards established by the American Institute of Certified Public Accountants and applicable standards of Government Auditing Standards. The sufficiency of these procedures is solely the responsibility of the specified users of this report. Consequently, we make no representation regarding the sufficiency of the procedures described below either for the purpose for which this report has been requested or for any other purpose.

The procedures and associated findings are as follows:

Written Policies and Procedures

1. Obtain and inspect the entity's written policies and procedures and observe that they address each of the following categories and subcategories (if applicable to public funds and the entity's operations):
 - a) ***Budgeting***, including preparing, adopting, monitoring, and amending the budget
 - b) ***Purchasing***, including (1) how purchases are initiated; (2) how vendors are added to the vendor list; (3) the preparation and approval process of purchase requisitions and purchase orders; (4) controls to ensure compliance with the public bid law; and (5) documentation required to be maintained for all bids and price quotes.
 - c) ***Disbursements***, including processing, reviewing, and approving
 - d) ***Receipts/Collections***, including receiving, recording, and preparing deposits. Also, policies and procedures should include management's actions to determine the completeness of all collections for each type of revenue or agency fund additions (e.g. periodic confirmation with outside parties, reconciliation to utility billing after cutoff procedures, reconciliation of traffic ticket number sequences, agency fund forfeiture monies confirmation).

- e) **Payroll/Personnel**, including (1) payroll processing, and (2) reviewing and approving time and attendance records, including leave and overtime worked.
- f) **Contracting**, including (1) types of services requiring written contracts, (2) standard terms and conditions, (3) legal review, (4) approval process, and (5) monitoring process
- g) **Credit Cards (and debit cards, fuel cards, P-Cards, if applicable)**, including (1) how cards are to be controlled, (2) allowable business uses, (3) documentation requirements, (4) required approvers of statements, and (5) monitoring card usage (e.g., determining the reasonableness of fuel card purchases)
- h) **Travel and expense reimbursement**, including (1) allowable expenses, (2) dollar thresholds by category of expense, (3) documentation requirements, and (4) required approvers
- i) **Ethics**, including (1) the prohibitions as defined in Louisiana Revised Statute 42:1111-1121, (2) actions to be taken if an ethics violation takes place, (3) system to monitor possible ethics violations, and (4) requirement that all employees, including elected officials, annually attest through signature verification that they have read the entity's ethics policy.
- j) **Debt Service**, including (1) debt issuance approval, (2) continuing disclosure/EMMA reporting requirements, (3) debt reserve requirements, and (4) debt service requirements.
- k) **Disaster Recovery/Business Continuity**, including (1) identification of critical data and frequency of data backups, (2) storage of backups in a separate physical location isolated from the network, (3) periodic testing/verification that backups can be restored, (4) use of antivirus software on all systems, (5) timely application of all available system and software patches/updates, and (6) identification of personnel, processes, and tools needed to recover operations after a critical event.

Findings:

Based on the terms of the Agreed Upon Procedures, we are allowed to rotate procedures in this category since there were no exceptions in Year 1. Management agrees that procedures do not need to be performed in this category for items a through j.

We received a copy of the policies and procedures as it relates to Disaster Recovery/Business Continuity and observed that the policies addressed the items listed under item k in the above procedure.

No exceptions were noted as a result of applying the procedure.

Board (or Finance Committee, if applicable)

- 2. Obtain and inspect the board/finance committee minutes for the fiscal period, as well as the board's enabling legislation, charter, bylaws, or equivalent document in effect during the fiscal period, and:
 - a) Observe that the board/finance committee met with a quorum at least monthly, or on a frequency in accordance with the board's enabling legislation, charter, bylaws, or other equivalent document.
 - b) For those entities reporting on the governmental accounting model, observe that the minutes referenced or included monthly budget-to-actual comparisons on the general fund and major special revenue funds, as well as monthly financial statements (or budget-to-actual comparisons, if budgeted) for major proprietary funds. *Alternately, for those entities reporting on the non-profit accounting model, observe that the minutes referenced or*

included financial activity relating to public funds if those public funds comprised more than 10% of the entity's collections during the fiscal period.

- c) For governmental entities, obtain the prior year audit report and observe the unrestricted fund balance in the general fund. If the general fund had a negative ending unrestricted fund balance in the prior year audit report, observe that the minutes for at least one meeting during the fiscal period referenced or included a formal plan to eliminate the negative unrestricted fund balance in the general fund.

Findings:

Based on the terms of the Agreed Upon Procedures, we are allowed to rotate procedures in this category since there were no exceptions in Year 1. Management agrees that procedures do not need to be performed in this category.

Bank Reconciliations

3. Obtain a listing of client bank accounts for the fiscal period from management and management's representation that the listing is complete. Ask management to identify the entity's main operating account. Select the entity's main operating account and randomly select 4 additional accounts (or all accounts if less than 5). Randomly select one month from the fiscal period, obtain and inspect the corresponding bank statement and reconciliation for selected each account, and observe that:
 - a) Bank reconciliations include evidence that they were prepared within 2 months of the related statement closing date (e.g., initialed and dated, electronically logged);
 - b) Bank reconciliations include evidence that a member of management/board member who does not handle cash, post ledgers, or issue checks has reviewed each bank reconciliation (e.g., initialed and dated, electronically logged); and
 - c) Management has documentation reflecting that it has researched reconciling items that have been outstanding for more than 12 months from the statement closing date, if applicable.

Findings:

We received the listing of the client's bank accounts held during the fiscal period along with management's representation that the listing was complete.

All of the selected accounts for the selected month included evidence of preparation within 2 months of the related statement closing date along with evidence of management review and approval. There were no reconciling transactions greater than 12 months of age listed.

No exceptions were noted as a result of applying the procedure.

Collections

4. Obtain a listing of deposit sites for the fiscal period where deposits for cash/checks/money orders (cash) are prepared and management's representation that the listing is complete. Randomly select 5 deposit sites (or all deposit sites if less than 5).

Findings:

We received the listing of the deposit sites for the fiscal period along with management's representation that the listing was complete.

No exceptions were noted as a result of applying the above procedure.

5. For each deposit site selected, obtain a listing of collection locations and management's representation that the listing is complete. Randomly select one collection location for each deposit site (i.e. 5 collection locations for 5 deposit sites), obtain and inspect written policies and procedures relating to employee job duties (if no written policies or procedures, inquire of employees about their job duties) at each collection location, and observe that job duties are properly segregated at each collection location such that:
 - a) Employees that are responsible for cash collections do not share cash drawers/registers.
 - b) Each employee responsible for collecting cash is not responsible for preparing/making bank deposits, unless another employee/official is responsible for reconciling collection documentation (e.g. pre-numbered receipts) to the deposit.
 - c) Each employee responsible for collecting cash is not responsible for posting collection entries to the general ledger or subsidiary ledgers, unless another employee/official is responsible for reconciling ledger postings to each other and to the deposit.
 - d) The employee(s) responsible for reconciling cash collections to the general ledger and/or subsidiary ledgers, by revenue source and/or agency fund additions are not responsible for collecting cash, unless another employee verifies the reconciliation.

Findings:

We received the listing of the collection locations with management's representation that the listing is complete.

No exceptions were noted in applying the procedure to the selected collection locations.

6. Inquire of management that all employees who have access to cash are covered by a bond or insurance policy for theft.

Findings:

Management stated that all employees who have access to cash are covered by a bond or insurance policy for theft.

No exceptions were noted as a result of applying the above procedure.

7. Randomly select two deposit dates for each of the 5 bank accounts selected for procedure #3 under "Bank Reconciliations" above (select the next deposit date chronologically if no deposits were made on the dates randomly selected and randomly select a deposit if multiple deposits are made on the same day). *Alternately, the practitioner may use a source document other than bank statements when selecting the deposit dates for testing, such as a cash collection log, daily revenue report, receipt book, etc.* Obtain supporting documentation for each of the 10 deposits and:
 - a) Observe that receipts are sequentially pre-numbered.
 - b) Trace sequentially pre-numbered receipts, system reports, and other related collection documentation to the deposit slip.
 - c) Trace the deposit slip total to the actual deposit per the bank statement.
 - d) Observe that the deposit was made within one business day of receipt at the collection location (within one week if the depository is more than 10 miles from the collection location or the deposit is less than \$100).
 - e) Trace the actual deposit per the bank statement to the general ledger.

Findings:

For the five bank accounts selected at procedure #3, we were able to trace system reports and collection documentation to the deposit slip, trace the deposit slip total to the actual deposit per the bank statement, and trace the actual deposit per the bank statement to the general ledger. We were able to observe that the deposits were made within one business day of receipt at the collection location.

No exceptions were noted as a result of applying the procedure.

Non-Payroll Disbursements (excluding card purchases/payments, travel reimbursements, and petty cash purchases)

8. Obtain a listing of locations that process payments for the fiscal period and management's representation that the listing is complete. Randomly select 5 locations (or all locations if less than 5).

Findings:

We received a listing of locations that process payments and management's representation that the listing is complete. There are three locations that process payments.

No exceptions were noted as a result of applying the procedure.

9. For each location selected under #8 above, obtain a listing of those employees involved with non-payroll purchasing and payment functions. Obtain written policies and procedures relating to employee job duties (if the agency has no written policies and procedures, inquire of employees about their job duties), and observe that job duties are properly segregated such that:
 - a) At least two employees are involved in initiating a purchase request, approving a purchase, and placing an order/making the purchase.
 - b) At least two employees are involved in processing and approving payments to vendors.
 - c) The employee responsible for processing payments is prohibited from adding/modifying vendor files, unless another employee is responsible for periodically reviewing changes to vendor files.
 - d) Either the employee/official responsible for signing checks mails the payment or gives the signed checks to an employee to mail who is not responsible for processing payments.

Findings:

At two of the three locations selected, there are no exceptions noted for items a, b, c, and d.

At the third location selected, there are no exceptions noted for items a, b, and d. However, the employee responsible for processing payments also modifies vendor files, and no other employee reviews the changes.

10. For each location selected under #8 above, obtain the entity's non-payroll disbursement transaction population (excluding cards and travel reimbursements) and obtain management's representation that the population is complete. Randomly select 5 disbursements for each location, obtain supporting documentation for each transaction and:
 - a) Observe that the disbursement matched the related original invoice/billing statement.
 - b) Observe that the disbursement documentation included evidence (e.g., initial/date, electronic logging) of segregation of duties tested under #9, as applicable.

Findings:

We received the listing of the non-payroll disbursements transaction population for the fiscal period along with management's representation that the listing is complete. We randomly selected 5 disbursements and observed that the disbursements matched the related invoice and that the disbursement documentation included evidence of segregation of duties tested under #9 as applicable.

No exceptions were noted as a result of applying the procedure.

Credit Cards/Debit Cards/Fuel Cards/P-Cards

11. Obtain from management a listing of all active credit cards, bank debit cards, fuel cards, and P-cards (cards) for the fiscal period, including the card numbers and the names of the persons who maintained possession of the cards. Obtain management's representation that the listing is complete.

Findings:

Based on the terms of the Agreed Upon Procedures, we are allowed to rotate procedures in this category since there were no exceptions in Year 1. Management agrees that procedures do not need to be performed in this category.

12. Using the listing prepared by management, randomly select 5 cards (or all cards if less than 5) that were used during the fiscal period. Randomly select one monthly statement or combined statement for each card (for a debit card, randomly select one monthly bank statement), obtain supporting documentation, and:
 - a) Observe that there is evidence that the monthly statement or combined statement and supporting documentation (e.g., original receipts for credit/debit card purchases, exception reports for excessive fuel card usage) was reviewed and approved, in writing, by someone other than the authorized card holder. [Note: Requiring such approval may constrain the legal authority of certain public officials (e.g., mayor of a Lawrason Act municipality); these instances should not be reported.]]
 - b) Observe that finance charges and late fees were not assessed on the selected statements.

Findings:

Based on the terms of the Agreed Upon Procedures, we are allowed to rotate procedures in this category since there were no exceptions in Year 1. Management agrees that procedures do not need to be performed in this category.

13. Using the monthly statements or combined statements selected under #12 above, excluding fuel cards, randomly select 10 transactions (or all transactions if less than 10) from each statement, and obtain supporting documentation for the transactions (i.e. each card should have 10 transactions subject to testing). For each transaction, observe that it is supported by (1) an original itemized receipt that identifies precisely what was purchased, (2) written documentation of the business/public purpose, and (3) documentation of the individuals participating in meals (for meal charges only).

Findings:

Based on the terms of the Agreed Upon Procedures, we are allowed to rotate procedures in this category since there were no exceptions in Year 1. Management agrees that procedures do not need to be performed in this category.

Travel and Expense Reimbursement

14. Obtain from management a listing of all travel and travel-related expense reimbursements during the fiscal period and management's representation that the listing or general ledger is complete. Randomly select 5 reimbursements, obtain the related expense reimbursement forms/prepaid expense documentation of each selected reimbursement, as well as the supporting documentation. For each of the 5 reimbursements selected:
- a) If reimbursed using a per diem, agree the reimbursement rate to those rates established either by the State of Louisiana or the U.S. General Services Administration (www.gsa.gov).
 - b) If reimbursed using actual costs, observe that the reimbursement is supported by an original itemized receipt that identifies precisely what was purchased.
 - c) Observe that each reimbursement is supported by documentation of the business/public purpose (for meal charges, observe that the documentation includes the names of those individuals participating) and other documentation required by written policy (procedure #1h).
 - d) Observe that each reimbursement was reviewed and approved, in writing, by someone other than the person receiving reimbursement.

Findings:

Based on the terms of the Agreed Upon Procedures, we are allowed to rotate procedures in this category since there were no exceptions in Year 2. Management agrees that procedures do not need to be performed in this category.

Contracts

15. Obtain from management a listing of all agreements/contracts for professional services, materials and supplies, leases, and construction activities that were initiated or renewed during the fiscal period. *Alternately, the practitioner may use an equivalent selection source, such as an active vendor list.* Obtain management's representation that the listing is complete. Randomly select 5 contracts (or all contracts if less than 5) from the listing, excluding the practitioner's contract, and:
- a) Observe that the contract was bid in accordance with the Louisiana Public Bid Law (e.g., solicited quotes or bids, advertised), if required by law.
 - b) Observe that the contract was approved by the governing body/board, if required by policy or law (e.g. Lawrason Act, Home Rule Charter).
 - c) If the contract was amended (e.g. change order), observe that the original contract terms provided for such an amendment.
 - d) Randomly select one payment from the fiscal period for each of the 5 contracts, obtain the supporting invoice, agree the invoice to the contract terms, and observe that the invoice and related payment agreed to the terms and conditions of the contract.

Findings:

Based on the terms of the Agreed Upon Procedures, we are allowed to rotate procedures in this category since there were no exceptions in Year 1. Management agrees that procedures do not need to be performed in this category.

Payroll and Personnel

16. Obtain a listing of employees/elected officials employed during the fiscal period and management's representation that the listing is complete. Randomly select 5 employees/officials, obtain related paid salaries and personnel files, and agree paid salaries to authorized salaries/pay rates in the personnel files.

Findings:

Based on the terms of the Agreed Upon Procedures, we are allowed to rotate procedures in this category since there were no exceptions in Year 1. Management agrees that procedures do not need to be performed in this category.

17. Randomly select one pay period during the fiscal period. For the 5 employees/officials selected under #16 above, obtain attendance records and leave documentation for the pay period, and:
 - a) Observe that all selected employees/officials documented their daily attendance and leave (e.g., vacation, sick, compensatory). (Note: Generally, an elected official is not eligible to earn leave and does not document his/her attendance and leave. However, if the elected official is earning leave according to policy and/or contract, the official should document his/her daily attendance and leave.)
 - b) Observe that supervisors approved the attendance and leave of the selected employees/officials.
 - c) Observe that any leave accrued or taken during the pay period is reflected in the entity's cumulative leave records.

Findings:

Based on the terms of the Agreed Upon Procedures, we are allowed to rotate procedures in this category since there were no exceptions in Year 1. Management agrees that procedures do not need to be performed in this category.

18. Obtain a listing of those employees/officials that received termination payments during the fiscal period and management's representation that the list is complete. Randomly select two employees/officials, obtain related documentation of the hours and pay rates used in management's termination payment calculations, agree the hours to the employee/officials' cumulative leave records, and agree the pay rates to the employee/officials' authorized pay rates in the employee/officials' personnel files.

Findings:

Based on the terms of the Agreed Upon Procedures, we are allowed to rotate procedures in this category since there were no exceptions in Year 1. Management agrees that procedures do not need to be performed in this category.

19. Obtain management's representation that employer and employee portions of payroll taxes, retirement contributions, health insurance premiums, and workers' compensation premiums have been paid, and associated forms have been filed, by required deadlines.

Findings:

Based on the terms of the Agreed Upon Procedures, we are allowed to rotate procedures in this category since there were no exceptions in Year 1. Management agrees that procedures do not need to be performed in this category.

Ethics

20. Using the 5 randomly selected employees/officials from procedure #16 under "Payroll and Personnel" above obtain ethics documentation from management, and:
- Observe that the documentation demonstrates each employee/official completed one hour of ethics training during the fiscal period.
 - Observe that the documentation demonstrates each employee/official attested through signature verification that he or she has read the entity's ethics policy during the fiscal period.

Findings:

Based on the terms of the Agreed Upon Procedures, we are allowed to rotate procedures in this category since there were no exceptions in Year 1. Management agrees that procedures do not need to be performed in this category.

Debt Service (excluding nonprofits)

21. Obtain a listing of bonds/notes issued during the fiscal period and management's representation that the listing is complete. Select all bonds/notes on the listing, obtain supporting documentation, and observe that State Bond Commission approval was obtained for each bond/note issued.

Findings:

Based on the terms of the Agreed Upon Procedures, we are allowed to rotate procedures in this category since there were no exceptions in Year 2. Management agrees that procedures do not need to be performed in this category.

22. Obtain a listing of bonds/notes outstanding at the end of the fiscal period and management's representation that the listing is complete. Randomly select one bond/note, inspect debt covenants, obtain supporting documentation for the reserve balance and payments, and agree actual reserve balances and payments to those required by debt covenants.

Findings:

Based on the terms of the Agreed Upon Procedures, we are allowed to rotate procedures in this category since there were no exceptions in Year 2. Management agrees that procedures do not need to be performed in this category.

Other

23. Obtain a listing of misappropriations of public funds and assets during the fiscal period and management's representation that the listing is complete. Select all misappropriations on the listing, obtain supporting documentation, and observe that the entity reported the misappropriation(s) to the legislative auditor and the district attorney of the parish in which the entity is domiciled.

Findings:

Based on the terms of the Agreed Upon Procedures, we are allowed to rotate procedures in this category since there were no exceptions in Year 1. Management agrees that procedures do not need to be performed in this category.

24. Observe that the entity has posted on its premises and website, the notice required by R.S. 24:523.1 concerning the reporting of misappropriation, fraud, waste, or abuse of public funds.

Findings:

Based on the terms of the Agreed Upon Procedures, we are allowed to rotate procedures in this category since there were no exceptions in Year 1. Management agrees that procedures do not need to be performed in this category.

We were not engaged to and did not conduct an examination or review, the objective of which would be the expression of an opinion or conclusion, respectively, on those C/C areas identified in the SAUPs. Accordingly, we do not express such an opinion or conclusion. Had we performed additional procedures, other matters might have come to our attention that would have been reported to you.

The purpose of this report is solely to describe the scope of testing performed on those C/C areas identified in the SAUPs, and the result of that testing, and not to provide an opinion on control of compliance. Accordingly, this report is not suitable for any other purpose. Under Louisiana Revised Statute 24:513, this report is distributed by the LLA as a public document.

Baxley & Associates, LLC

Plaquemine, Louisiana

July 20, 2020

IBERVILLE PARISH COUNCIL

**Management's Response to Statewide Agreed-Upon Procedures
For the Year Ended December 31, 2019**

Management's Response to Items:

9. All employees who are responsible for processing payments will no longer be responsible for modifying vendor files.



Statistical Section



North Iberville COA

STATISTICAL SECTION

This section of the Parish's CAFR presents detailed information as a context for understanding what the information in the financial statements, note disclosures, and required supplementary information say about the Parish's overall financial health. This information has not been audited by the independent auditor.

- **Financial Trends** – These schedules contain trend information to help the reader understand how the Parish's financial performance and well-being changed over time.
- **Revenue Capacity** – These schedules contain information to help the reader assess the Parish's significant local revenue sources, the sales tax and the property tax, as well as other revenue sources.
- **Debt Capacity** – These schedules present information to help the reader assess the affordability of the Parish's current levels of outstanding debt and the Parish's ability to issue additional debt in the future.
- **Economic and Demographic Information** – These schedules offer economic and demographic indicators to help the reader understand the environment within which the Parish's financial activities take place.
- **Operating Information** – These schedules contain service and infrastructure data to help the reader understand how the information in the Parish's financial report relates to the services the Parish provides and the activities it performs.

Sources: Unless otherwise noted, the information in these schedules is derived from the Parish's comprehensive annual financial reports for the relevant years. The Parish implemented the new reporting model in the fiscal year ending December 31, 2001. Schedules presenting government-wide information include information beginning in that year.

**Iberville Parish Council
Plaquemine, Louisiana
Net Position by Component
Last Ten Fiscal Years**

Table 1

| | Fiscal Year | | | | | | | | | |
|---|-----------------------|-----------------------|-----------------------|-----------------------|-----------------------|-----------------------|-----------------------|-----------------------|----------------------|----------------------|
| | <u>2019</u> | <u>2018</u> | <u>2017</u> | <u>2016</u> | <u>2015</u> | <u>2014</u> | <u>2013</u> | <u>2012</u> | <u>2011</u> | <u>2010</u> |
| Governmental Activities | | | | | | | | | | |
| Net investment in capital assets | \$ 120,932,301 | \$ 114,295,536 | \$ 110,719,788 | \$ 102,744,255 | \$ 99,077,563 | \$ 97,712,719 | \$ 84,078,829 | \$ 77,288,702 | \$ 76,331,463 | \$ 73,592,344 |
| Restricted | 35,287,469 | 31,313,161 | 28,554,642 | 34,705,436 | 23,751,758 | 25,823,670 | 17,295,527 | 10,524,693 | 10,694,280 | 13,740,468 |
| Unrestricted | 9,628,519 | 10,604,078 | 7,968,244 | 6,046,053 | 11,948,898 | 4,641,483 | 3,593,255 | 5,096,745 | 2,998,366 | 2,520,622 |
| Total governmental activities net position | <u>\$ 165,848,289</u> | <u>\$ 156,212,775</u> | <u>\$ 147,242,674</u> | <u>\$ 143,495,744</u> | <u>\$ 134,778,219</u> | <u>\$ 128,177,872</u> | <u>\$ 104,967,611</u> | <u>\$ 92,910,140</u> | <u>\$ 90,024,109</u> | <u>\$ 89,853,434</u> |
| Business-type activities | | | | | | | | | | |
| Net investment in capital assets | 18,160,410 | 17,399,762 | \$ 17,399,763 | \$ 11,146,678 | \$ 10,712,647 | \$ 10,380,769 | \$ 10,031,185 | \$ 10,756,995 | \$ - | \$ 3,853,640 |
| Restricted | | | | | | 247,661 | 545,000 | - | | - |
| Unrestricted | 4,698,309 | 5,489,270 | 7,181,588 | 4,186,044 | 4,077,254 | 3,644,645 | 2,754,666 | 2,226,807 | - | 1,589,383 |
| Total business-type activities net position | <u>\$ 22,858,719</u> | <u>\$ 22,889,032</u> | <u>\$ 24,581,351</u> | <u>\$ 15,332,722</u> | <u>\$ 14,789,901</u> | <u>\$ 14,273,075</u> | <u>\$ 13,330,851</u> | <u>\$ 12,983,802</u> | <u>\$ -</u> | <u>\$ 5,443,023</u> |
| Primary government | | | | | | | | | | |
| Net investment in capital assets | 139,092,711 | 131,695,298 | \$ 128,119,551 | \$ 113,890,933 | \$ 109,790,210 | \$ 108,093,488 | \$ 94,110,014 | \$ 88,045,697 | \$ 76,331,463 | \$ 77,445,984 |
| Restricted | 35,287,469 | 31,313,161 | 28,554,642 | 34,705,436 | 23,751,758 | 26,071,331 | 17,840,527 | 10,524,693 | 10,694,280 | 13,740,468 |
| Unrestricted | 14,326,828 | 16,093,348 | 15,149,832 | 10,232,097 | 16,026,152 | 8,286,128 | 6,347,921 | 7,323,552 | 2,998,366 | 4,110,005 |
| Total primary government net position | <u>\$ 188,707,008</u> | <u>\$ 179,101,807</u> | <u>\$ 171,824,025</u> | <u>\$ 158,828,466</u> | <u>\$ 149,568,120</u> | <u>\$ 142,450,947</u> | <u>\$ 118,298,462</u> | <u>\$ 105,893,942</u> | <u>\$ 90,024,109</u> | <u>\$ 95,296,457</u> |

**Iberville Parish Council
Plaquemine, Louisiana
Changes in Net Position
Last Ten Fiscal Years**

Table 2

| | Fiscal Year | | | | | | | | | |
|---|------------------------|------------------------|------------------------|------------------------|------------------------|-----------------------|------------------------|------------------------|------------------------|------------------------|
| | <u>2019</u> | <u>2018</u> | <u>2017</u> | <u>2016</u> | <u>2015</u> | <u>2014</u> | <u>2013</u> | <u>2012</u> | <u>2011</u> | <u>2010</u> |
| Expenses | | | | | | | | | | |
| Governmental Activities: | | | | | | | | | | |
| General Government | \$ 11,398,977 | \$ 10,337,849 | \$ 10,456,729 | \$ 11,337,597 | \$ 13,865,853 | \$ 21,155,383 | \$ 10,347,217 | \$ 8,691,756 | \$ 9,830,059 | \$ 7,406,096 |
| Public Safety | 5,073,419 | 4,953,955 | 5,158,149 | 4,970,091 | 4,370,929 | 4,093,206 | 4,179,132 | 4,468,927 | 4,769,547 | 4,689,202 |
| Public Works | 15,055,055 | 14,227,214 | 16,752,311 | 13,543,844 | 12,737,214 | 12,246,757 | 11,273,247 | 12,480,141 | 12,836,964 | 12,346,251 |
| Public Health | 4,265,647 | 3,955,585 | 3,826,907 | 3,955,618 | 4,304,053 | 2,311,952 | 2,670,552 | 4,580,434 | 6,449,025 | 6,493,003 |
| Economic Development | 382,577 | 309,470 | 244,580 | 240,513 | 255,856 | 267,660 | 242,675 | 245,664 | 264,426 | 211,185 |
| Culture and Recreation | 1,277,882 | 969,954 | 873,002 | 949,030 | 862,074 | 824,014 | 794,222 | 708,892 | 718,580 | 717,263 |
| Interest on long-term debt | 561,526 | 529,324 | 489,565 | 1,203,915 | 645,142 | 691,880 | 733,654 | 785,294 | 830,149 | 885,308 |
| Total governmental activities expenses | <u>38,015,083</u> | <u>35,283,351</u> | <u>37,801,243</u> | <u>36,200,608</u> | <u>37,041,121</u> | <u>41,590,852</u> | <u>30,240,699</u> | <u>31,961,108</u> | <u>35,698,750</u> | <u>32,748,308</u> |
| Business-type Activities: | | | | | | | | | | |
| Water, Natural Gas and Sewer | 6,642,414 | 6,589,664 | 5,867,747 | 4,950,531 | 4,620,385 | 4,928,587 | 4,567,386 | 3,334,264 | 3,143,966 | 3,355,237 |
| Total business-type activities expenses | <u>6,642,414</u> | <u>6,589,664</u> | <u>5,867,747</u> | <u>4,950,531</u> | <u>4,620,385</u> | <u>4,928,587</u> | <u>4,567,386</u> | <u>3,334,264</u> | <u>3,143,966</u> | <u>3,355,237</u> |
| Total primary government expenses | <u>\$ 44,657,497</u> | <u>\$ 41,873,015</u> | <u>\$ 43,668,990</u> | <u>\$ 41,151,139</u> | <u>\$ 41,661,506</u> | <u>\$ 46,519,439</u> | <u>\$ 34,808,085</u> | <u>\$ 35,295,372</u> | <u>\$ 38,842,716</u> | <u>\$ 36,103,545</u> |
| Program Revenues | | | | | | | | | | |
| Governmental Activities: | | | | | | | | | | |
| Charges for services | | | | | | | | | | |
| General Government | \$ 769,247 | \$ 883,880 | \$ 729,430 | \$ 666,725 | \$ 620,396 | \$ 527,692 | \$ 708,249 | \$ 813,510 | \$ 982,885 | \$ 1,285,586 |
| Public Safety | 673,893 | 527,897 | 653,005 | 604,472 | 585,565 | 697,956 | 518,905 | 508,243 | 648,266 | 701,937 |
| Public Works | 3,339 | 2,155 | 2,960 | 2,408 | 10,799 | 1,610 | 5,884 | 2,339 | 400 | 655 |
| Public Health | 1,786,322 | 1,760,287 | 1,734,065 | 1,654,527 | 1,583,574 | 100,334 | 99,768 | 88,634 | 77,534 | 81,012 |
| Culture and Recreation | 23,767 | 14,937 | 16,088 | 13,155 | 14,256 | 12,728 | 9,774 | 361 | 272 | 104 |
| Operating grants and contributions | 193,602 | - | - | - | 1,678,200 | 1,802,780 | 2,198,283 | 4,385,936 | 4,754,085 | 4,870,660 |
| Capital grants and contributions | 614,649 | - | - | - | 5,199,288 | 29,734,807 | 7,500,052 | 3,569,137 | 3,933,255 | 1,907,685 |
| Total governmental activities program revenues | <u>4,064,819</u> | <u>3,189,156</u> | <u>3,135,548</u> | <u>2,941,287</u> | <u>9,692,078</u> | <u>32,877,907</u> | <u>11,040,915</u> | <u>9,368,160</u> | <u>10,396,697</u> | <u>8,847,639</u> |
| Business-type Activities: | | | | | | | | | | |
| Charges for services | 6,423,621 | 6,342,663 | 5,446,497 | 4,613,305 | 4,497,019 | 5,557,513 | 4,737,041 | 3,062,735 | 2,942,286 | 3,287,445 |
| Operating grants and contributions | 20,000 | - | - | - | - | - | - | 147,548 | 271,582 | - |
| Capital grants and contributions | - | - | - | - | - | - | - | - | - | - |
| Total business-type activities program revenues | <u>6,443,621</u> | <u>6,342,663</u> | <u>5,446,497</u> | <u>4,613,305</u> | <u>4,497,019</u> | <u>5,557,513</u> | <u>4,737,041</u> | <u>3,210,283</u> | <u>3,213,868</u> | <u>3,287,445</u> |
| Total primary government program revenues | <u>\$ 10,508,440</u> | <u>\$ 9,531,819</u> | <u>\$ 8,582,045</u> | <u>\$ 7,554,592</u> | <u>\$ 14,189,097</u> | <u>\$ 38,435,420</u> | <u>\$ 15,777,956</u> | <u>\$ 12,578,443</u> | <u>\$ 13,610,565</u> | <u>\$ 12,135,084</u> |
| Net (Expense)/Revenue | | | | | | | | | | |
| Governmental activities | \$ (32,207,844) | \$ (26,863,463) | \$ (32,066,819) | \$ (29,326,210) | \$ (27,349,043) | \$ (8,712,945) | \$ (19,199,604) | \$ (22,592,948) | \$ (25,302,053) | \$ (23,900,669) |
| Business-type activities | (198,793) | (247,001) | (421,250) | (337,226) | (123,366) | 628,926 | 169,655 | (123,981) | 69,902 | (67,792) |
| Total primary government net (expense)/revenue | <u>\$ (32,406,637)</u> | <u>\$ (27,110,464)</u> | <u>\$ (32,488,069)</u> | <u>\$ (29,663,436)</u> | <u>\$ (27,472,409)</u> | <u>\$ (8,084,019)</u> | <u>\$ (19,029,949)</u> | <u>\$ (22,716,929)</u> | <u>\$ (25,232,151)</u> | <u>\$ (23,968,461)</u> |

**Iberville Parish Council
Plaquemine, Louisiana
Changes in Net Position
Last Ten Fiscal Years**

Table 2

| | Fiscal Year | | | | | | | | | |
|---|---------------|---------------|---------------|---------------|---------------|---------------|---------------|---------------|---------------|---------------|
| | 2019 | 2018 | 2017 | 2016 | 2015 | 2014 | 2013 | 2012 | 2011 | 2010 |
| (Continued) | | | | | | | | | | |
| General Revenues and Other Changes in Net Position | | | | | | | | | | |
| Governmental activities: | | | | | | | | | | |
| Property taxes | \$ 7,225,562 | \$ 6,091,886 | \$ 5,871,149 | \$ 6,312,611 | \$ 6,266,379 | \$ 5,872,715 | \$ 5,293,941 | \$ 4,953,676 | \$ 3,104,135 | \$ 3,998,818 |
| Sales taxes | 24,947,134 | 20,953,249 | 22,707,521 | 25,230,767 | 20,008,404 | 19,346,721 | 19,895,959 | 15,040,164 | 16,505,967 | 19,218,085 |
| Franchise taxes | 143,923 | 149,221 | 122,980 | 114,543 | 114,418 | 112,796 | 106,462 | 101,889 | 98,840 | 93,395 |
| Alcoholic beverage taxes | 15,171 | 17,061 | 17,802 | 20,329 | 15,211 | 16,419 | 15,231 | 17,326 | 18,375 | 18,334 |
| Gaming taxes | 143,487 | 155,298 | 150,767 | 146,839 | 131,252 | 125,556 | 134,802 | 140,008 | 145,276 | 144,472 |
| Unrestricted grants and contributions | 769,291 | 1,129,329 | 923,340 | 578,983 | 1,027,710 | 1,089,548 | 1,079,885 | 1,073,781 | 1,030,546 | 1,035,608 |
| Unrestricted investment earnings | 703,204 | 616,179 | 268,155 | 46,700 | 26,582 | 28,950 | 24,141 | 36,714 | 48,285 | 75,674 |
| Miscellaneous revenues | 6,686,878 | 6,488,078 | 5,687,687 | 5,532,790 | 6,456,353 | 5,249,364 | 4,706,654 | 4,115,421 | 4,521,306 | 4,099,779 |
| Pension | 69,900 | 64,457 | 64,454 | 60,173 | 53,461 | | | | | |
| Inkind | | | | | 127,000 | | | | | |
| Gain on sale of capital assets | | | | | | 81,135 | | | | 20,771 |
| Transfers (from) to governmental activities | - | - | - | - | - | - | - | - | - | - |
| Total governmental activities | 40,704,550 | 35,664,758 | 35,813,855 | 38,043,735 | 34,226,770 | 31,923,204 | 31,257,075 | 25,478,979 | 25,472,730 | 28,704,936 |
| Business-type activities: | | | | | | | | | | |
| Unrestricted investment earnings | 60,171 | 29,984 | 5,694 | 5,143 | 4,603 | 3,338 | 2,169 | 2,208 | 3,079 | 155,081 |
| Miscellaneous revenues | 108,308 | 432,051 | 7,744,675 | 581,132 | 520,019 | 309,960 | 175,225 | 448,316 | 492,007 | 498,095 |
| Special Item | - | - | 12,157 | 11,349 | - | - | - | 6,627,018 | - | - |
| Total business-type activities | 168,479 | 462,035 | 7,762,526 | 597,624 | 524,622 | 313,298 | 177,394 | 7,077,542 | 495,086 | 653,176 |
| Total primary government | \$ 40,873,029 | \$ 36,126,793 | \$ 43,576,381 | \$ 38,641,359 | \$ 34,751,392 | \$ 32,236,502 | \$ 31,434,469 | \$ 32,556,521 | \$ 25,967,816 | \$ 29,358,112 |
| Change in Net Position | | | | | | | | | | |
| Governmental activities | \$ 8,496,706 | \$ 8,801,295 | \$ 3,747,036 | \$ 8,717,525 | \$ 6,877,727 | \$ 23,210,259 | \$ 12,057,471 | \$ 2,886,031 | \$ 170,677 | \$ 4,804,267 |
| Business-type activities | (30,314) | 215,034 | 7,341,276 | 260,398 | 401,256 | 942,224 | 347,049 | 6,953,561 | 564,988 | 585,384 |
| Total primary government | \$ 8,466,392 | \$ 9,016,329 | \$ 11,088,312 | \$ 8,977,923 | \$ 7,278,983 | \$ 24,152,483 | \$ 12,404,520 | \$ 9,839,592 | \$ 735,665 | \$ 5,389,651 |

(Concluded)

**Iberville Parish Council
Plaquemine, Louisiana
Governmental Funds - Fund Balances
Last Ten Fiscal Years**

Table 3

| | Fiscal Year | | | | | | | | | |
|-----------------------------------|---------------------|---------------------|---------------------|---------------------|---------------------|---------------------|---------------------|---------------------|---------------------|---------------------|
| | 2019 | 2018 | 2017 | 2016 | 2015 | 2014 | 2013 | 2012 | 2011 | 2010 |
| General Fund | | | | | | | | | | |
| Non Spendable | \$ 43,766 | \$ 1,736 | \$ 7,863 | \$ 973 | \$ 1,418 | \$ 392,436 | \$ 431,673 | \$ 455,017 | \$ - | \$ - |
| Restricted | 100,000 | 125,386 | 134,835 | 129,377 | 125,809 | 139,220 | 150,000 | 150,000 | 150,000 | |
| Unassigned | 9,628,519 | 8,898,021 | 7,968,244 | 6,898,291 | | 4,811,743 | 3,593,255 | 1,820,624 | 2,848,366 | |
| Reserved | | | | | | | | | | 150,000 |
| Unreserved | - | - | - | - | 5,631,381 | - | - | - | - | 4,110,875 |
| Total General Fund | <u>\$ 9,772,285</u> | <u>\$ 9,025,143</u> | <u>\$ 8,110,942</u> | <u>\$ 7,028,641</u> | <u>\$ 5,758,608</u> | <u>\$ 5,343,399</u> | <u>\$ 4,174,928</u> | <u>\$ 2,425,641</u> | <u>\$ 2,998,366</u> | <u>\$ 4,260,875</u> |
| Drainage Maintenance | | | | | | | | | | |
| Non Spendable | \$ - | \$ - | \$ - | \$ - | \$ - | \$ 29,450 | \$ 45,132 | \$ 45,132 | \$ - | \$ - |
| Restricted | 2,845,080 | 2,566,354 | 3,235,041 | 3,823,571 | 3,929,497 | 3,179,838 | 2,420,794 | 1,809,494 | 1,437,592 | |
| Unreserved | - | - | - | - | - | - | - | - | - | 1,532,173 |
| Total Drainage Maintenance | <u>\$ 2,845,080</u> | <u>\$ 2,566,354</u> | <u>\$ 3,235,041</u> | <u>\$ 3,823,571</u> | <u>\$ 3,929,497</u> | <u>\$ 3,209,288</u> | <u>\$ 2,465,926</u> | <u>\$ 1,854,626</u> | <u>\$ 1,437,592</u> | <u>\$ 1,532,173</u> |
| Public Building Maintenance | | | | | | | | | | |
| Non Spendable | \$ 2,344 | \$ 108 | \$ 216 | \$ 79 | \$ 29 | \$ 205,200 | \$ 216,700 | \$ 196,015 | \$ - | \$ - |
| Restricted | 3,487,301 | 3,108,249 | 2,809,568 | 2,753,751 | 2,310,065 | 1,817,957 | 870,700 | 372,785 | 176,712 | |
| Unreserved | - | - | - | - | - | - | - | - | - | 410,183 |
| Total Public Building Maintenance | <u>\$ 3,489,645</u> | <u>\$ 3,108,357</u> | <u>\$ 2,809,784</u> | <u>\$ 2,753,830</u> | <u>\$ 2,310,094</u> | <u>\$ 2,023,157</u> | <u>\$ 1,087,400</u> | <u>\$ 568,800</u> | <u>\$ 176,712</u> | <u>\$ 410,183</u> |
| Sales Tax Roads | | | | | | | | | | |
| Non Spendable | \$ 25 | \$ - | \$ - | \$ - | \$ 3,750 | \$ 29,500 | \$ 73,000 | \$ 75,607 | \$ - | \$ - |
| Committed | | | | | 5,507,033 | | | 1,331,576 | 716,405 | |
| Restricted | 7,648,127 | 6,464,985 | 5,509,030 | 6,590,270 | | 4,222,792 | 2,635,307 | | | |
| Unreserved | - | - | - | - | - | - | - | - | - | 1,005,841 |
| Total Sales Tax Roads | <u>\$ 7,648,152</u> | <u>\$ 6,464,985</u> | <u>\$ 5,509,030</u> | <u>\$ 6,590,270</u> | <u>\$ 5,510,783</u> | <u>\$ 4,252,292</u> | <u>\$ 2,708,307</u> | <u>\$ 1,407,183</u> | <u>\$ 716,405</u> | <u>\$ 1,005,841</u> |
| Solid Waste | | | | | | | | | | |
| Non Spendable | \$ - | \$ - | \$ - | \$ - | \$ 25 | \$ 4,000 | \$ 8,150 | \$ 35,345 | \$ - | \$ - |
| Restricted | 8,849,209 | 7,592,678 | 6,857,895 | 5,745,452 | 4,131,751 | 3,470,754 | 2,878,621 | 2,159,263 | 2,655,495 | |
| Unreserved | - | - | - | - | - | - | - | - | - | 3,200,129 |
| Total Solid Waste | <u>\$ 8,849,209</u> | <u>\$ 7,592,678</u> | <u>\$ 6,857,895</u> | <u>\$ 5,745,452</u> | <u>\$ 4,131,776</u> | <u>\$ 3,474,754</u> | <u>\$ 2,886,771</u> | <u>\$ 2,194,608</u> | <u>\$ 2,655,495</u> | <u>\$ 3,200,129</u> |
| Iberville Medical Complex | | | | | | | | | | |
| Non Spendable | \$ - | \$ - | \$ - | \$ - | \$ - | \$ - | \$ - | \$ - | \$ - | \$ - |
| Restricted | 3,809,025 | 3,510,135 | 2,462,642 | 4,801 | 501,236 | 1,275,556 | 67,147 | | | |
| Committed | | | | | | | | | | |
| Unreserved | | | | | | | | | | |
| Undesignated | - | - | - | - | - | - | - | - | - | - |
| Total Iberville Medical Complex | <u>\$ 3,809,025</u> | <u>\$ 3,510,135</u> | <u>\$ 2,462,642</u> | <u>\$ 4,801</u> | <u>\$ 501,236</u> | <u>\$ 1,275,556</u> | <u>\$ 67,147</u> | <u>\$ -</u> | <u>\$ -</u> | <u>\$ -</u> |

**Iberville Parish Council
Plaquemine, Louisiana
Governmental Funds - Fund Balances
Last Ten Fiscal Years**

Table 3

| | 2019 | 2018 | 2017 | Fiscal Year 2016 | 2015 | 2014 | 2013 | 2012 | 2011 | 2010 |
|--------------------------------|----------------------|----------------------|----------------------|----------------------|----------------------|---------------------|---------------------|---------------------|---------------------|---------------------|
| (Continued) | | | | | | | | | | |
| Capital Improvement | | | | | | | | | | |
| Non Spendable | \$ - | \$ - | \$ - | \$ - | \$ - | \$ - | \$ - | \$ - | \$ - | \$ - |
| Restricted | 569,891 | 606,154 | 1,126,610 | 3,925,216 | 3,822,996 | 3,026,767 | 3,028,190 | 1,077,469 | 838,328 | |
| Unreserved | - | - | - | - | - | - | - | - | - | 1,038,680 |
| Total Capital Improvement | <u>\$ 569,891</u> | <u>\$ 606,154</u> | <u>\$ 1,126,610</u> | <u>\$ 3,925,216</u> | <u>\$ 3,822,996</u> | <u>\$ 3,026,767</u> | <u>\$ 3,028,190</u> | <u>\$ 1,077,469</u> | <u>\$ 838,328</u> | <u>\$ 1,038,680</u> |
| Other Governmental Funds | | | | | | | | | | |
| Non Spendable | \$ 9,697 | \$ 63 | \$ - | \$ - | \$ 704 | \$ - | \$ - | \$ - | \$ - | \$ - |
| Restricted | 9,404,203 | 13,380,513 | 10,405,223 | 7,061,529 | 7,806,040 | 6,898,567 | 6,412,344 | 4,451,531 | 4,211,581 | |
| Committed | 983,399 | 750,426 | 985,949 | 3,404,944 | 2,630,225 | 1,137,044 | 1,045,979 | 2,776,034 | 896,702 | |
| Assigned | | | | | | | | | 179,675 | |
| Unassigned | | | | | | | | | | |
| Undesignated | | | | | | | | | | 296,286 |
| Reserved | | | | | | | | | | |
| Debt service funds | | | | | | | | | | |
| Unreserved for: | | | | | | | | | | |
| Debt service funds | | | | | | | | | | 1,094,470 |
| Special revenue funds | | | | | | | | | | 2,826,772 |
| Capital project funds | - | - | - | - | - | - | - | - | - | 425,845 |
| Total Other Governmental Funds | <u>\$ 10,397,299</u> | <u>\$ 14,131,002</u> | <u>\$ 11,391,172</u> | <u>\$ 10,466,473</u> | <u>\$ 10,436,969</u> | <u>\$ 8,035,611</u> | <u>\$ 7,458,323</u> | <u>\$ 7,227,565</u> | <u>\$ 5,287,958</u> | <u>\$ 4,643,373</u> |

Amounts reported for governmental activities in the statement of net position are different because:
Capital assets used in governmental activities are not financial resources and, therefore, are not reported in the funds.

Long-term liabilities, including bonds payable, are not due and payable in the current period and therefore are not reported in the funds.

**Iberville Parish Council
Plaquemine, Louisiana
Governmental Funds - Changes in Fund Balances
Last Ten Fiscal Years**

Table 4

| | Fiscal Year | | | | | | | | | |
|--|-------------------|-------------------|--------------------|-------------------|-------------------|-------------------|-------------------|-------------------|-----------------------|-----------------------|
| | <u>2019</u> | <u>2018</u> | <u>2017</u> | <u>2016</u> | <u>2015</u> | <u>2014</u> | <u>2013</u> | <u>2012</u> | <u>2011</u> | <u>2010</u> |
| Revenues | | | | | | | | | | |
| Taxes | 32,475,278 | 27,366,714 | 28,870,218 | 31,825,089 | 26,535,664 | 25,480,808 | 25,446,395 | 20,253,060 | 19,872,597 | 23,473,106 |
| Licenses and permits | 559,558 | 553,368 | 588,991 | 500,503 | 508,077 | 596,733 | 387,777 | 395,272 | 508,381 | 592,745 |
| Intergovernmental revenue | 3,309,196 | 6,360,063 | 3,522,220 | 4,512,093 | 7,905,198 | 32,612,733 | 10,562,188 | 9,028,857 | 9,840,661 | 7,663,638 |
| Charges for services | 2,506,929 | 2,485,463 | 2,451,116 | 2,202,378 | 2,059,141 | 535,736 | 571,997 | 490,212 | 509,309 | 477,572 |
| Use of money and property | 703,206 | 569,161 | 268,155 | 46,700 | 26,582 | 28,950 | 24,141 | 36,285 | 48,285 | 75,674 |
| Insurance fees | 4,097,223 | 3,860,080 | 3,406,916 | 3,226,142 | 2,670,268 | 3,154,291 | 2,549,307 | 1,612,278 | 1,574,727 | 1,546,840 |
| Other revenues | 2,584,446 | 2,627,999 | 2,280,768 | 2,277,260 | 3,913,084 | 2,109,471 | 2,138,240 | 2,364,294 | 2,226,453 | 2,154,371 |
| In-kind | | | | | 2,036,793 | | | 140,544 | 597,347 | 548,882 |
| Fines and forfeitures | 200,844 | 197,341 | 95,441 | 238,407 | 247,372 | 207,852 | 571,593 | 526,337 | 691,667 | 998,976 |
| Total revenues | <u>46,436,680</u> | <u>44,020,189</u> | <u>41,483,825</u> | <u>44,828,572</u> | <u>45,902,179</u> | <u>64,726,574</u> | <u>42,251,638</u> | <u>34,847,139</u> | <u>35,869,427</u> | <u>37,531,804</u> |
| Expenditures | | | | | | | | | | |
| General government | 9,435,719 | 9,334,558 | 9,578,739 | 9,663,562 | 13,178,485 | 20,209,279 | 9,042,019 | 8,052,286 | 8,541,264 | 6,600,440 |
| Public safety | 4,590,632 | 4,136,679 | 4,763,695 | 4,561,624 | 4,015,921 | 3,818,949 | 3,682,757 | 3,935,294 | 4,148,103 | 4,035,605 |
| Public works | 10,773,798 | 10,398,345 | 12,775,525 | 9,773,877 | 9,333,271 | 9,036,110 | 8,990,114 | 9,437,114 | 9,793,571 | 9,465,572 |
| Health & welfare | 3,230,162 | 2,845,587 | 2,760,836 | 2,883,854 | 3,262,697 | 2,241,757 | 2,600,968 | 4,510,898 | 5,778,250 | 5,813,661 |
| Culture & recreation | 1,186,381 | 909,664 | 832,968 | 909,392 | 829,289 | 814,883 | 769,184 | 690,193 | 701,624 | 647,046 |
| Economic development | 382,577 | 309,470 | 244,052 | 238,228 | 249,487 | 236,094 | 233,544 | 237,061 | 256,880 | 207,723 |
| Capital outlay | 11,868,902 | 11,992,896 | 12,476,019 | 11,937,668 | 8,160,080 | 19,667,223 | 8,707,484 | 4,307,305 | 6,265,107 | 10,177,570 |
| Debt service | | | | | | | | | | |
| Principal | 1,889,852 | 1,683,102 | 1,491,742 | 1,412,915 | 1,353,368 | 1,091,504 | 1,025,375 | 1,308,479 | 1,221,674 | 1,260,031 |
| Interest | 561,525 | 529,323 | 488,703 | 1,203,915 | 645,142 | 691,880 | 733,654 | 785,293 | 830,149 | 885,308 |
| Other Expenditures | | | | 13,703 | | | | | | |
| In-kind | - | - | - | - | - | - | - | - | 597,347 | 548,882 |
| Total expenditures | <u>43,919,548</u> | <u>42,139,624</u> | <u>45,412,279</u> | <u>42,598,738</u> | <u>41,027,740</u> | <u>57,807,679</u> | <u>35,785,099</u> | <u>33,263,923</u> | <u>38,133,969</u> | <u>39,641,838</u> |
| Excess of revenues over (under) expenditures | 2,517,132 | 1,880,565 | (3,928,454) | 2,229,834 | 4,874,439 | 6,918,895 | 6,466,539 | 1,583,216 | (2,264,542) | (2,110,034) |
| Other Financing Sources (Uses) | | | | | | | | | | |
| Transfers in | 1,193,000 | 2,189,858 | 545,385 | 1,510,171 | 1,135,710 | 370,479 | 695,478 | 1,213,341 | 1,919,979 | 5,069,749 |
| Loan proceeds | 1,363,366 | 2,698,040 | 1,050,035 | 2,834,620 | 1,829,398 | | 200,000 | | | |
| Transfers out | (1,193,000) | (2,189,858) | (545,385) | (1,510,171) | (1,135,710) | (370,479) | (695,478) | (1,213,341) | (1,919,979) | (5,069,749) |
| Sale of capital assets | 5,314 | - | 187,700 | 112,000 | - | 81,135 | 46,461 | - | - | 20,771 |
| Total other financing sources (uses) | <u>1,368,680</u> | <u>2,698,040</u> | <u>1,237,735</u> | <u>2,946,620</u> | <u>1,829,398</u> | <u>81,135</u> | <u>246,461</u> | <u>-</u> | <u>-</u> | <u>20,771</u> |
| Net change in fund balances | <u>3,885,812</u> | <u>4,578,605</u> | <u>(2,690,719)</u> | <u>5,176,454</u> | <u>6,703,837</u> | <u>7,000,030</u> | <u>6,713,000</u> | <u>1,583,216</u> | <u>\$ (2,264,542)</u> | <u>\$ (2,089,263)</u> |
| Debt service as a percentage of noncapital expenditures | 7.65% | 7.34% | 6.01% | 8.53% | 6.08% | 4.68% | 6.50% | 7.23% | 6.44% | 7.28% |

**Iberville Parish Council
Plaquemine, Louisiana
Assessed and Estimated Value
Taxable Property
Last Ten Fiscal Years**

Table 5

| Fiscal Year | Real Property | | Personal Property | | Public Service Property | | Total | | | | | Ratio of Total Assessed Value To Estimated Real Value |
|----------------|-----------------------|----------------------------|-----------------------|----------------------------|-------------------------|----------------------------|--------------------------------------|-------------------|---|--|----------------------------|--|
| | Assessed Value [1] | Estimated Real Value | Assessed Value [1] | Estimated Real Value | Assessed Value [1] | Estimated Real Value | Less: Exemptions Real Property | Assessed Value | Tax Rate Within the Municipality[2] | Tax Rate Outside the Municipality[2] | Estimated Real Value | |
| 2010 | 111,543,817 | 1,115,438,170 | 267,159,640 | 1,779,283,202 | 78,095,910 | 312,383,640 | 44,608,819 | 456,799,367 | 1.09 | 2.18 | 3,162,496,193 | 14% |
| 2011 | 112,085,287 | 1,120,852,870 | 273,048,505 | 1,818,503,043 | 84,198,780 | 336,795,120 | 44,984,992 | 469,332,572 | 1.24 | 2.49 | 3,231,166,041 | 15% |
| 2012 | 116,230,602 | 1,162,306,020 | 305,617,415 | 2,035,411,984 | 114,126,420 | 456,505,680 | 45,812,305 | 535,974,437 | 1.24 | 2.49 | 3,608,411,379 | 15% |
| 2013 | 119,199,156 | 1,191,991,560 | 322,800,640 | 2,149,852,262 | 122,644,480 | 490,577,920 | 45,812,305 | 564,644,276 | 1.24 | 2.49 | 3,786,609,437 | 15% |
| 2014 | 121,800,416 | 1,218,004,160 | 379,055,650 | 2,524,510,629 | 125,352,540 | 501,410,160 | 46,723,941 | 626,208,606 | 1.24 | 2.49 | 4,197,201,008 | 15% |
| 2015 | 122,625,782 | 1,226,257,820 | 407,596,690 | 2,714,593,955 | 127,649,160 | 510,596,640 | 47,104,780 | 657,871,632 | 1.24 | 2.49 | 4,404,343,635 | 15% |
| 2016 | 125,919,580 | 1,259,195,800 | 392,231,155 | 2,612,259,492 | 132,813,930 | 531,255,720 | 47,502,310 | 650,964,665 | 1.24 | 2.49 | 4,355,208,702 | 15% |
| 2017 | 127,430,690 | 1,274,306,900 | 378,356,785 | 2,519,856,188 | 114,478,230 | 457,912,920 | 48,118,575 | 620,265,705 | 1.24 | 2.49 | 4,203,957,433 | 15% |
| 2018 | 130,914,070 | 1,309,140,700 | 407,799,055 | 2,715,941,706 | 104,380,100 | 417,520,400 | 48,201,945 | 643,093,225 | 1.24 | 2.49 | 4,394,400,861 | 15% |
| 2019 | 134,722,840 | 1,347,228,400 | 523,874,325 | 3,489,003,005 | 97,928,740 | 391,714,960 | 49,222,390 | 756,525,905 | 1.24 | 2.49 | 5,178,723,975 | 15% |

Source: Iberville Parish Assessor's Office

[1] Real property is assessed at 10% of real value, personal property is assessed at 15% of real value and public service property is assessed at 25% of real value.
Tax rates are per \$1,000 of assessed value.

[2] Parishwide unrestricted General Fund property tax.

**Iberville Parish Council
Plaquemine, Louisiana
Property Tax Levies and Collections
Last Ten Fiscal Years**

Table 6

| Fiscal Year | Total Tax Levy (1) | Collected within the Fiscal Year of the Levy | | Delinquent Collections | Total Collections to date | |
|----------------|-----------------------|---|-----------------------|---------------------------|---------------------------|-----------------------|
| | | Collections | Percentage of Levy | | Collections [2] | Percentage of Levy |
| 2010 | 6,918,953 | 6,623,057 | 96% | 34,878 | 6,657,935 | 96% |
| 2011 | 6,150,928 | 5,695,769 | 93% | 160,997 | 5,856,766 | 95% |
| 2012 | 8,606,560 | 7,633,819 | 89% | 646,379 | 8,280,198 | 96% |
| 2013 | 9,101,913 | 8,530,688 | 94% | 146,834 | 8,677,522 | 95% |
| 2014 | 10,237,133 | 8,816,229 | 86% | 899,464 | 9,715,693 | 95% |
| 2015 | 10,791,416 | 9,726,520 | 90% | 655,630 | 10,382,150 | 96% |
| 2016 | 10,655,876 | 10,159,285 | 95% | 294,649 | 10,453,934 | 98% |
| 2017 | 10,122,116 | 9,519,523 | 94% | 195,748 | 9,715,271 | 96% |
| 2018 | 10,489,849 | 9,729,829 | 93% | 371,779 | 10,101,608 | 96% |
| 2019 | 12,474,227 | 11,808,231 | 95% | 170,806 | 11,979,037 | 96% |

Source: Iberville Parish Assessor's Office Grand Recap Reports

(1) Includes the general fund, special revenue funds, capital outlay, debt service funds and governmental component units.

(2) Taxes collected beyond assessed tax levy are considered delinquent tax collections from prior year tax levy.

**Iberville Parish Council
Plaquemine, Louisiana
Property Tax Rates, Direct Overlapping Governments
Last Ten Fiscal Years**

Table 7

| Fiscal Year | Iberville Parish Council | | | Iberville Parish Library | | |
|----------------|--------------------------|--------------|---------|--------------------------|--------------|---------|
| | Operating | Debt Service | Total | Operating | Debt Service | Total |
| | Millage | Millage | Millage | Millage | Millage | Millage |
| 2010 | 11.27 | - | 11.27 | 4.00 | - | 4.00 |
| 2011 | 8.73 | - | 8.73 | 4.00 | - | 4.00 |
| 2012 | 11.73 | - | 11.73 | 4.00 | - | 4.00 |
| 2013 | 11.73 | - | 11.73 | 4.00 | - | 4.00 |
| 2014 | 11.73 | - | 11.73 | 4.00 | - | 4.00 |
| 2015 | 11.73 | - | 11.73 | 4.00 | - | 4.00 |
| 2016 | 11.73 | - | 11.73 | 4.00 | - | 4.00 |
| 2017 | 11.73 | - | 11.73 | 4.00 | - | 4.00 |
| 2018 | 11.73 | - | 11.73 | 4.00 | - | 4.00 |
| 2019 | 11.73 | - | 11.73 | 4.00 | - | 4.00 |

| Fiscal Year | Iberville Parish Fire District # 1 | | | Iberville Parish Fire District # 2 | | |
|----------------|------------------------------------|--------------|---------|------------------------------------|--------------|---------|
| | Operating | Debt Service | Total | Operating | Debt Service | Total |
| | Millage | Millage | Millage | Millage | Millage | Millage |
| 2010 | 3.24 | - | 3.24 | 6.05 | - | 6.05 |
| 2011 | 3.95 | - | 3.95 | 6.78 | - | 6.78 |
| 2012 | 3.83 | - | 3.83 | 6.76 | - | 6.76 |
| 2013 | 3.83 | - | 3.83 | 6.76 | - | 6.76 |
| 2014 | 3.83 | - | 3.83 | 6.76 | - | 6.76 |
| 2015 | 3.83 | - | 3.83 | 6.78 | - | 6.78 |
| 2016 | 3.95 | - | 3.95 | 6.78 | - | 6.78 |
| 2017 | 3.95 | - | 3.95 | 6.78 | - | 6.78 |
| 2018 | 3.95 | - | 3.95 | 6.78 | - | 6.78 |
| 2019 | 3.95 | - | 3.95 | 6.78 | - | 6.78 |

| Fiscal Year | Iberville Parks and Recreation | | |
|----------------|--------------------------------|--------------|---------|
| | Operating | Debt Service | Total |
| | Millage | Millage | Millage |
| 2010 | 2.67 | - | 2.67 |
| 2011 | 3.00 | - | 3.00 |
| 2012 | 3.00 | - | 3.00 |
| 2013 | 3.00 | - | 3.00 |
| 2014 | 3.00 | - | 3.00 |
| 2015 | 3.00 | - | 3.00 |
| 2016 | 3.00 | - | 3.00 |
| 2017 | 3.00 | - | 3.00 |
| 2018 | 3.00 | - | 3.00 |
| 2019 | 3.00 | - | 3.00 |

Source: Iberville Parish Assessor's Office

**Iberville Parish Council
Plaquemine, La
Maximum Millage Report**

Table 8

| Tax Description | Auth Rate | Levy 1st | Expires | Election Date | Max Mill | Adj. Max Mill |
|----------------------------|----------------------|---------------------|----------------|--------------------------|---------------------|--------------------------|
| General Alimony | 4.000 | 0000 | 0000 | Perpetuity | 2.490 | 2.490 |
| Exempted Municipalities | 2.000 | 0000 | 0000 | Perpetuity | 1.240 | 1.240 |
| Library | 4.000 | 2016 | 2025 | 3/28/2015 | 4.000 | .000 |
| Drainage Dist | 5.000 | 2019 | 2028 | 11/18/2017 | 5.000 | 5.000 |
| Recreation Dist | 3.000 | 2013 | 2022 | 4/21/2012 | 3.000 | .000 |
| Fire Prot Dist No 2 | 6.780 | 2015 | 2024 | 4/5/2014 | 6.780 | .000 |
| Fire Prot Dist No 1 | 3.950 | 2016 | 2025 | 4/5/2014 | 3.950 | .000 |
| Public Buildings | 3.000 | 2012 | 2021 | 4/21/2012 | 3.000 | .000 |

**Iberville Parish Council
Plaquemine, Louisiana
Principal Taxpayers
Current and prior year**

Table 9

| <u>Taxpayer</u> | 2019 | | | 2018 | | |
|-------------------------------|-------------|------------------------------|---|-------------|------------------------------|---|
| | <u>Rank</u> | <u>Assesed Valuation</u> | <u>Percentage of total Assessed Valuation</u> | <u>Rank</u> | <u>Assesed Valuation</u> | <u>Percentage of total Assessed Valuation</u> |
| Dow Chemical Co | 1 | 188,168,090 | 21.99% | 1 | 107,836,660 | 26.42% |
| Shintech | 2 | 82,163,610 | 9.60% | | 6,420,240 | 1.57% |
| COS Mar Company | 3 | 39,203,490 | 4.58% | 4 | 28,908,970 | 7.08% |
| Syngenta Crop Protection | 4 | 33,985,750 | 4% | 3 | 30,490,040 | 7.47% |
| Blue Cube Operations LLC | 5 | 31,594,900 | 4% | 5 | 27,596,610 | 6.76% |
| Acadian Gas Pipeline | 6 | 30,539,730 | 4% | 2 | 30,229,870 | 7.41% |
| Axiall | 7 | 27,870,170 | 3% | 6 | 26,259,520 | 6.43% |
| Carville Energy LLC | 8 | 16,450,810 | 2% | 8 | 17,476,480 | 4.28% |
| Boardwalk Louisiana Midstream | 9 | 14,560,550 | 2% | 9 | 14,730,190 | 3.61% |
| Total Petrochemicals | 10 | 12,245,010 | 1% | | 9,731,070 | 2.38% |
| Mexichem Fluor Inc. | | 11,260,690 | 1% | | 10,035,770 | 2.46% |
| Taminco, Inc. | | | | 10 | 12,130,850 | 2.97% |
| Entergy Louisiana | | <u>\$ -</u> | | 7 | <u>\$ 24,671,140</u> | <u>6.04%</u> |
| Total | | 488,042,800 | 57% | | 346,517,410 | 84.89% |
| Other | | <u>367,555,940</u> | <u>43%</u> | | <u>61,662,090</u> | <u>15.11%</u> |
| | | <u>855,598,740</u> | <u>100%</u> | | <u>\$ 408,179,500</u> | <u>100.00%</u> |

Source : Iberville Parish Assessor's Office

Iberville Parish presents the most recent two year's of comparative data. Inclusion of 10 years of data within this schedule would render it less easily readable.

**Iberville Parish Council
Plaquemine, Louisiana
Ad Valorem Tax Data
Last Ten Fiscal Years**

Table 10

| <u>Fiscal Year</u> | <u>Total Assessed Valuation</u> | <u>Homestead Exemptions</u> | <u>Taxable Assessed Valuation</u> | <u>Percent Increase (Decrease) Total Assessed Valuation</u> |
|--------------------|---------------------------------|-----------------------------|-----------------------------------|---|
| 2010 | 456,799,367 | 44,608,819 | 412,190,548 | 0.80% |
| 2011 | 469,332,572 | 44,984,992 | 424,347,580 | 2.67% |
| 2012 | 535,974,437 | 45,812,305 | 490,162,132 | 12.43% |
| 2013 | 564,644,276 | 46,218,861 | 518,425,415 | 5.08% |
| 2014 | 626,208,606 | 46,723,941 | 579,484,665 | 9.83% |
| 2015 | 657,871,632 | 47,104,780 | 610,766,852 | 4.81% |
| 2016 | 650,964,665 | 47,502,310 | 603,462,355 | -1.06% |
| 2017 | 620,265,705 | 48,118,575 | 572,147,130 | -4.95% |
| 2018 | 643,093,225 | 48,201,945 | 594,891,280 | 3.55% |
| 2019 | 756,525,905 | 49,222,390 | 707,303,515 | 14.99% |

CLASSIFICATION ANALYSIS

| <u>Fiscal Year</u> | <u>Total Assessed Valuation</u> | <u>Real Estate</u> | <u>Personal Property</u> | <u>Public Service Property</u> |
|--------------------|---------------------------------|--------------------|--------------------------|--------------------------------|
| 2010 | 456,799,367 | 111,543,817 | 267,159,640 | 78,095,910 |
| 2011 | 469,332,572 | 112,085,287 | 273,048,505 | 84,198,780 |
| 2012 | 535,974,437 | 116,230,602 | 305,617,415 | 114,126,420 |
| 2013 | 564,644,276 | 119,199,156 | 322,800,640 | 122,644,480 |
| 2014 | 626,208,606 | 121,800,416 | 379,055,650 | 125,352,540 |
| 2015 | 657,871,632 | 122,625,782 | 407,596,690 | 127,649,160 |
| 2016 | 650,964,665 | 125,919,580 | 392,231,155 | 132,813,930 |
| 2017 | 620,265,705 | 127,430,690 | 378,356,785 | 114,478,230 |
| 2018 | 643,093,225 | 130,914,070 | 407,799,055 | 104,380,100 |
| 2019 | 756,525,905 | 134,722,840 | 523,874,325 | 97,928,740 |

Source: Iberville Parish Assessor's Office

**Iberville Parish Council
Plaquemine, Louisiana
Principal Industries
Current and prior year**

Table 11

| <u>Industry</u> | <u>Rank</u> | 2019 | | <u>Rank</u> | 2018 | |
|---|-------------|---|---|-------------|---|---|
| | | Principal Sales Tax <u>Remitted</u> | Percentage of Sales Tax <u>Remitted</u> | | Principal Sales Tax <u>Remitted</u> | Percentage of Sales Tax <u>Remitted</u> |
| Manufacturer of Chemicals | 1 | 700,639,932 | 50.06% | 1 | \$ 527,575,024 | 47.38% |
| Industrial Equipment Sales | 2 | 135,322,665 | 9.67% | 2 | 127,431,846 | 11.44% |
| Leasing or Renting Tangible Personal Property | 3 | 61,285,791 | 4.38% | 3 | 72,843,965 | 6.54% |
| Department Stores - Dry Goods | 4 | 47,699,597 | 3.41% | 4 | 49,826,833 | 4.47% |
| Lumber Building Material Paint and Wallpaper Stores | 5 | 46,016,078 | 3.29% | 9 | 28,082,336 | 2.52% |
| Water Filters & Filtering Devices | 6 | 44,655,015 | 3.19% | | - | |
| Grocery Stores | 7 | 38,753,384 | 2.77% | 5 | 39,029,970 | 3.51% |
| Building & Constrectuion Contractors | 8 | 28,804,801 | 2.06% | 10 | 24,435,856 | 2.19% |
| Restaurants & Cafes | 9 | 28,200,373 | 2.02% | 6 | 29,128,110 | 2.62% |
| Machine Shops and Foundaries | 10 | 25,857,264 | 1.85% | 7 | 28,798,664 | 2.59% |
| Electrical Plumbing and Heating Materials | | <u>\$ -</u> | | 8 | <u>28,311,864</u> | 2.54% |
| | | 1,157,234,900 | 82.69% | | 955,464,468 | 85.80% |
| Other | | <u>242,279,390</u> | <u>17.31%</u> | | <u>158,085,340</u> | <u>14.20%</u> |
| | | <u>1,399,514,290</u> | <u>100.00%</u> | | <u>\$ 1,113,549,808</u> | <u>100.00%</u> |

Source : Iberville Parish Sales Tax Office

LA RS. 47:1508. Confidential character of tax records provides that the records and files maintained pursuant to a tax ordinance of any political subdivision are confidential and privileged and no person shall divulge or disclose any information obtained from such records or files except to the administration and enforcement of the tax laws of this state or a political subdivision of this state.

Iberville Parish presents the most recent two year's of comparative data. Inclusion of 10 years of data within this schedule would render it less easily readable.

**Iberville Parish Council
Plaquemine, Louisiana
Ratio of Net General Bonded Debt
To Assessed Value and Net Bonded Debt Per Capita
Last Ten Fiscal Years**

Table 12

| Fiscal Year | Population | Assessed Value | Gross Bonded Debt (1) | Less Debt Service Funds | Net Bonded Debt | Ratio of Net Bonded Debt to Assessed Value | Net Bonded Debt Per Capita |
|-------------|------------|----------------|-----------------------|-------------------------|-----------------|--|----------------------------|
| 2010 | 33,362 | \$ 456,799,367 | \$ 19,760,000 | \$ 2,147,513 | \$ 17,612,487 | 3.86% | \$ 528 |
| 2011 | 33,230 | \$ 469,332,572 | \$ 18,880,000 | \$ 2,621,589 | \$ 16,258,411 | 3.46% | \$ 489 |
| 2012 | 33,228 | \$ 535,974,437 | \$ 17,955,000 | \$ 2,200,425 | \$ 15,754,575 | 2.94% | \$ 474 |
| 2013 | 33,367 | \$ 564,644,276 | \$ 16,985,000 | \$ 2,225,083 | \$ 14,759,917 | 2.61% | \$ 442 |
| 2014 | 33,327 | \$ 579,484,655 | \$ 15,970,000 | \$ 2,252,460 | \$ 13,717,540 | 2.37% | \$ 412 |
| 2015 | 35,020 | \$ 610,766,852 | \$ 16,734,398 | \$ 2,559,114 | \$ 14,175,284 | 2.32% | \$ 405 |
| 2016 | 33,019 | \$ 603,462,355 | \$ 17,689,844 | \$ 2,266,489 | \$ 15,423,355 | 2.56% | \$ 467 |
| 2017 | 33,027 | \$ 572,147,130 | \$ 17,569,879 | \$ 2,703,497 | \$ 14,866,382 | 2.60% | \$ 450 |
| 2018 | 32,721 | \$ 643,093,225 | \$ 18,842,919 | \$ 2,840,353 | \$ 16,002,566 | 2.49% | \$ 489 |
| 2019 | 32,511 | \$ 756,525,905 | \$ 17,010,372 | \$ 2,847,348 | \$ 14,163,024 | 1.87% | \$ 436 |

(1) Gross bonded debt includes all bonded debt associated with Iberville Parish Council excluding component units.

[2] Bonded debt is reported net of related discounts/premiums

Note: Current debt service fund balances are used to service debt associated with excess revenue certificates of indebtedness. Therefore, they do not show up on this table.

**Iberville Parish Council
 Plaquemine, Louisiana
 Ratio of Annual Debt Service
 For General Bonded Debt To Total General Governmental Expenditures
 Last Ten Fiscal Years**

Table 13

| <u>Fiscal Year</u> | <u>Principal</u> | <u>Interest</u> | <u>Total Debt Service</u> | <u>Total General Expenditures [1]</u> | <u>Ratio of Debt Service to General Expenditures</u> |
|------------------------|------------------|-----------------|-------------------------------|---|--|
| 2010 | 805,000 | 845,525 | 1,650,525 | 9,537,972 | 0.17 |
| 2011 | 880,000 | 806,085 | 1,686,085 | 10,692,378 | 0.16 |
| 2012 | 925,000 | 767,772 | 1,692,772 | 9,828,208 | 0.17 |
| 2013 | 970,000 | 728,763 | 1,698,763 | 9,981,497 | 0.17 |
| 2014 | 1,015,000 | 686,925 | 1,701,925 | 11,318,995 | 0.15 |
| 2015 | 1,065,000 | 642,325 | 1,707,325 | 12,104,249 | 0.14 |
| 2016 | 1,120,000 | 1,199,805 | 2,319,805 | 12,526,096 | 0.19 |
| 2017 | 1,170,000 | 488,703 | 1,658,703 | 13,602,454 | 0.12 |
| 2018 | 1,425,000 | 507,688 | 1,932,688 | 14,334,164 | 0.13 |
| 2019 | 1,513,000 | 495,096 | 2,008,096 | 16,741,087 | 0.12 |

[1] Includes General Fund General Governmental Expenditures only.

Note: Current debt service fund balances are used to service debt associated with excess revenue certificates of indebtedness. Therefore, they do not show up on this table.

Iberville Parish Council
 Plaquemine, Louisiana
 Computation of Direct and Overlapping Debt
 For the Year Ending December 31, 2019

Table 14

| <u>Jurisdiction</u> | <u>Net general obligation bonded debt outstanding</u> | <u>Net capital lease financing outstanding</u> | <u>Percentage applicable government</u> | <u>Amount applicable to government</u> |
|--|---|--|---|--|
| <u>Direct:</u> | | | | |
| Iberville Parish Government | <u>15,370,386</u> | <u>1,639,986</u> | <u>100.00%</u> | <u>\$ 17,010,372</u> |
| Total Direct | <u>15,370,386</u> | <u>1,639,986</u> | | <u>17,010,372</u> |
| <u>Overlapping:</u> | | | | |
| Iberville Parish Council Utility Dept. | <u>-</u> | <u>-</u> | <u>100.00%</u> | <u>-</u> |
| Total Overlapping | <u>-</u> | <u>-</u> | | <u>-</u> |
| Total Direct and Overlapping Debt | <u><u>\$ 17,010,372</u></u> | | | |

[1] Bonded debt is reported net of related discounts/premiums

**Iberville Parish Council
Plaquemine, Louisiana
Computation of Direct and Overlapping Debt
For the Year Ending December 31, 2019**

Table 15

| | <u>Beginning Balance</u> | <u>Additions</u> | <u>Prior Period Adjustment</u> | <u>Deletions</u> | <u>Due in More Than One Year</u> | <u>Due Within One Year</u> | <u>Total</u> |
|--------------------------------|------------------------------|---------------------|------------------------------------|-----------------------|--------------------------------------|--------------------------------|----------------------|
| Primary Government | | | | | | | |
| Governmental Activities | | | | | | | |
| Capital Lease Payable | 1,017,231 | 464,210 | | (296,852) | 895,205 | 289,384 | 1,184,589 |
| Revenue Bonds Payable | 18,842,919 | 899,261 | (1,138,808) | (1,593,000) | 15,410,372 | 1,600,000 | 17,010,372 |
| Revenue Bond Premium | 675,909 | | | (88,164) | 499,581 | 88,164 | 587,745 |
| Compensated Absences | <u>1,269,130</u> | <u>58,810</u> | <u>-</u> | <u>-</u> | <u>1,327,940</u> | <u>-</u> | <u>1,327,940</u> |
| Total Governmental Activities | <u>21,805,189</u> | <u>1,422,281</u> | <u>(1,138,808)</u> | <u>(1,978,016)</u> | <u>18,133,098</u> | <u>1,977,548</u> | <u>20,110,646</u> |
| Business-Type Activities | | | | | | | |
| Capital Lease Payable | | 542,145 | | (86,748) | 401,614 | 53,783 | 455,397 |
| Notes Payable | <u>315,000</u> | <u>-</u> | | <u>(60,000)</u> | <u>195,000</u> | <u>60,000</u> | <u>255,000</u> |
| Total Business-type Activities | <u>315,000</u> | <u>542,145</u> | <u>-</u> | <u>(146,748)</u> | <u>596,614</u> | <u>113,783</u> | <u>710,397</u> |
| Total Primary Government | <u>22,120,189</u> | <u>1,964,426</u> | <u>(1,138,808)</u> | <u>(2,124,764)</u> | <u>18,729,712</u> | <u>2,091,331</u> | <u>20,821,043</u> |
| Component Units | | | | | | | |
| Compensated absences | <u>389,879</u> | <u>19,204</u> | <u>-</u> | <u>(65,050)</u> | <u>344,033</u> | <u>-</u> | <u>344,033</u> |
| Total Component Units | <u>389,879</u> | <u>19,204</u> | <u>-</u> | <u>(65,050)</u> | <u>344,033</u> | <u>-</u> | <u>344,033</u> |
| Total governmental activities | | | | | | | |
| Long-term liabilities | <u>\$ 22,510,068</u> | <u>\$ 1,983,630</u> | <u>\$ (1,138,808)</u> | <u>\$ (2,189,814)</u> | <u>\$ 19,073,745</u> | <u>\$ 2,091,331</u> | <u>\$ 21,165,076</u> |

**Iberville Parish Council
Plaquemine, Louisiana
Legal Debt Margin
Last Ten Fiscal Years**

Table 16

| <u>Fiscal Year</u> | <u>Assessed Value</u> | <u>Legal Debt Limit [1]</u> | <u>Bonded Debt</u> | <u>Legal Debt Margin</u> |
|--------------------|-----------------------|---------------------------------|--------------------|------------------------------|
| 2010 | 456,799,367 | 45,679,937 | 19,760,000 | 25,919,937 |
| 2011 | 469,332,572 | 46,933,257 | 18,880,000 | 28,053,257 |
| 2012 | 535,974,437 | 53,597,444 | 17,955,000 | 35,642,444 |
| 2013 | 564,644,276 | 56,464,428 | 16,985,000 | 39,479,428 |
| 2014 | 579,484,655 | 57,948,466 | 15,970,000 | 41,978,466 |
| 2015 | 610,766,852 | 61,076,685 | 16,734,398 | 44,342,287 |
| 2016 | 603,462,355 | 60,346,236 | 17,689,844 | 42,656,392 |
| 2017 | 572,147,130 | 57,214,713 | 17,569,879 | 39,644,834 |
| 2018 | 643,093,225 | 64,309,323 | 21,192,381 | 43,116,942 |
| 2019 | 756,525,905 | 75,652,591 | 17,598,117 | 58,054,474 |

[1] The Legal Debt for Parish Governments is 10% of Total Assessed Valuation.

[2] Bonded debt is reported net of related discounts/premiums

**Iberville Parish Council
Plaquemine, Louisiana
Demographic and Economic Statistics
Last Ten Fiscal Years**

Table 17

| <u>Fiscal Year</u> | <u>Iberville Parish</u> | | | |
|------------------------|---------------------------------|--|------------------------------|--------------------------------|
| | <u>Estimated Population</u> | <u>Personal Income (thous. of dollars)</u> | <u>Per Capita Income</u> | <u>Unemployment Rate %</u> |
| 2010 | 33,362 | 1,102,353 | 33,042 | 10.5% |
| 2011 | 33,230 | 1,064,675 | 32,040 | 11.3% |
| 2012 | 33,228 | 1,108,196 | 33,351 | 8.0% |
| 2013 | 33,367 | 1,156,905 | 34,672 | 8.4% |
| 2014 | 33,327 | 1,214,526 | 36,443 | 7.8% |
| 2015 | 35,020 | 1,216,693 | 36,829 | 7.1% |
| 2016 | 32,920 | 1,208,348 | 37,808 | 7.2% |
| 2017 | 33,027 | 1,302,613 | 39,569 | 6.2% |
| 2018 | 32,721 | 1,355,403 | 41,423 | 6.2% |
| 2019 | 32,511 | N/A | N/A | 5.9% |

Source: Bureau of Economic Analysis
US Department of Commerce
US Census Bureau
Louisiana Workforce Commission
Bureau of Labor Statistics
Baton Rouge Area Chamber

**Iberville Parish Council
Plaquemine, Louisiana
Principal Employers
Current and prior year**

Table 18

| <u>Employer</u> | 2019 | | | 2018 | | |
|--|-------------|-----------------------|--|-------------|-----------------------|--|
| | <u>Rank</u> | <u># of Employees</u> | <u>Percentage of total Parish employment</u> | <u>Rank</u> | <u># of Employees</u> | <u>Percentage of total Parish employment</u> |
| Dow Chemical Company | 1 | 2,200 | 18.09% | 1 | 2,200 | 17.59% |
| LA Dept of Public Safety & Corrections | 2 | 1,200 | 9.87% | 2 | 1,200 | 9.60% |
| Iberville Parish School Board | 3 | 750 | 6.17% | | 700 | 5.60% |
| Westlake | 4 | 485 | 3.99% | 4 | 300 | 2.40% |
| Shintech | 5 | 410 | 3.37% | | 300 | 2.40% |
| Syngenta | 6 | 334 | 2.75% | 3 | 250 | 2.00% |
| Total Petrochemicals | 7 | 232 | 1.91% | | 250 | 2.00% |
| Iberville Parish Council | 8 | 230 | 1.89% | | 220 | 1.76% |
| Wal-Mart | 9 | 180 | 1.48% | 8 | 205 | 1.64% |
| Iberville Parish Sheriff Office | 10 | 168 | 1.38% | | 160 | 1.28% |
| Cora Texas | | | | | | |
| SNF Flopan | | | | | | |
| City of Plaquemine | | | | | | |
| | | 6,189 | 50.89% | | 5,785 | 46.27% |
| Other | | <u>5,972</u> | <u>49.11%</u> | | <u>6,719</u> | <u>53.73%</u> |
| | | <u>12,161</u> | <u>100.00%</u> | | <u>12,504</u> | <u>100.00%</u> |

Source : Baton Rouge Area Chamber

Iberville Parish presents the most recent two year's of comparative data. Inclusion of 10 years of data within this schedule would render it less easily readable.

**Iberville Parish Council
Plaquemine, Louisiana
Full-time Equivalent Employees
Last Three Fiscal Years**

Table 19

| Full-time Equivalent Employees | | | |
|---------------------------------------|--------------|--------------|--------------|
| Function | 2019 | 2018 | 2017 |
| <u>GOVERNMENTAL FUNDS</u> | | | |
| General Government | | | |
| Administrative | 5.00 | 5.00 | 5.00 |
| Court Reporter | 2.00 | 2.00 | 2.00 |
| Council | 14.00 | 14.00 | 14.00 |
| Finance | 6.00 | 6.00 | 5.00 |
| General Services | 2.00 | 2.00 | 2.00 |
| Human Resources | 2.00 | 2.00 | 3.00 |
| Information Technology | 2.00 | 2.00 | 2.00 |
| Jury Commissioners | 5.00 | 5.00 | 5.00 |
| Probation | 0 | 0 | 0 |
| Public Building Maintenance | 26.00 | 24.00 | 23.00 |
| Public Defender | 0 | 0 | 0 |
| Registrar of Voters | 4.00 | 4.00 | 4.00 |
| Veteran's Affair | 1.00 | 1.00 | 1.00 |
| Total General Government | 69.00 | 67.00 | 66.00 |
| Public Safety | | | |
| Building Inspection | 4.00 | 4.00 | 3.00 |
| Constables | 6.00 | 6.00 | 6.00 |
| Emergency Preparedness | 3.00 | 3.00 | 3.00 |
| Jail Nurse | 0 | 0 | 0 |
| Justice of Peace | 6.00 | 6.00 | 6.00 |
| Mapping | 1.00 | 1.00 | 1.00 |
| 911 Operators | 9.00 | 10.00 | 8.00 |
| Safety | 1.00 | 1.00 | 1.00 |
| Fire Department | 19.00 | 0.00 | 0.00 |
| Total Public Safety | 49.00 | 31.00 | 28.00 |
| Public Works | | | |
| Mosquito Abatement | 2.00 | 2.00 | 2.00 |
| Public Works | 37.00 | 39.00 | 38.00 |
| Solid Waste | 2.00 | 2.00 | 2.00 |
| Total Public Works | 41.00 | 43.00 | 42.00 |

**Iberville Parish Council
Plaquemine, Louisiana
Full-time Equivalent Employees
Last Three Fiscal Years**

Table 19

| Full-time Equivalent Employees | | | |
|---------------------------------------|-------------------|-------------------|-------------------|
| Function | 2019 | 2018 | 2017 |
| (Continued) | | | |
| Health & Welfare | | | |
| Animal Control | 6.00 | 6.00 | 6.00 |
| Community Services | 4.00 | 4.00 | 4.00 |
| Council on Aging | 12.00 | 12.00 | 11.00 |
| Health Unit | 1.00 | 1.00 | 1.00 |
| Substance Abuse | 3.00 | 3.00 | 2.00 |
| Total Health & Welfare | 26.00 | 26.00 | 24.00 |
| Culture & Recreation | | | |
| Multipurpose Center | 2.00 | 2.00 | 2.00 |
| Tourism | 6.00 | 6.00 | 6.00 |
| Parks & Recreation | 17.00 | | |
| Total Culture & Recreation | 8.00 | 8.00 | 8.00 |
| <u>AGENCY FUNDS</u> | | | |
| Sales Tax | 4.00 | 4.00 | 4.00 |
| Total Agency Funds | 4.00 | 4.00 | 4.00 |
| <u>PROPRIETARY FUNDS</u> | | | |
| Utility Department | 25.00 | 27.00 | 26.00 |
| Total Proprietary Funds | 25.00 | 27.00 | 26.00 |
| TOTAL FTE'S | 222.00 | 206.00 | 198.00 |

Source: Iberville Parish Human Resources Department

**Iberville Parish Council
Plaquemine, Louisiana
General Government Operating Indicators by Function
Last Three Fiscal Years**

Table 20

| <u>Function</u> | <u>2019</u> | <u>2018</u> | Fiscal Year <u>2017</u> |
|--|--------------------|--------------------|------------------------------------|
| General Government | | | |
| <i>Animal Control</i> | | | |
| # of animals impounded | 1,530 | 1,441 | 1,463 |
| # of animals adoptions | 739 | 850 | 433 |
| <i>Registrar of Voters</i> | | | |
| # of registered voters | 21,530 | 21,218 | 21,126 |
| <i>Safety</i> | | | |
| # of in-house training classes held | 3 | 6 | 8 |
| # of safety violations | 5 | 3 | 3 |
| Public Safety | | | |
| <i>Fire Department (Fire Ratings: 1=best 10=worst)</i> | | | |
| Bayou Goula Fire Department | 5 | 5 | 5 |
| Bayou Pigeon Fire Department | 6 | 6 | 6 |
| Bayou Sorrel Fire Department | 7 | 7 | 7 |
| Fire District #1 Fire Department | 5 | 5 | 6 |
| Fire District #2 Fire Department | 6 | 6 | 5 |
| White Castle Fire Department (in city limits) | 4 | 4 | 4 |
| White Castle Fire Department (out city limits) | 7 | 7 | 7 |
| Public Works | | | |
| <i>Mosquito Abatement</i> | | | |
| # of mosquito treatments performed | 154 | 200 | 150 |
| # of birds tested | 0 | 0 | 0 |
| # of mosquito traps tested | 0 | 0 | 0 |
| <i>Solid Waste</i> | | | |
| # of complaints regarding garbage collections | 475 | 415 | 403 |
| Health & Welfare | | | |
| <i>Community Services</i> | | | |
| CSBG # of clients assisted | 625 | 396 | 513 |
| FEMA # of clients assisted | 0 | 0 | 0 |
| LIHEAP # of clients assisted | 673 | 693 | 637 |
| OCS # of clients assisted | 110 | 106 | 121 |
| Section 8 # of clients assisted | 280 | 295 | 331 |
| USDA # of commodities distributed | 1,441 | 1,450 | 3,725 |
| Culture & Recreation | | | |
| Multipurpose Center | | | |
| # of events held | 5 | 8 | 5 |

Sources: Animal Control, Registrar of Voters, Public Safety Department, Iberville Parish Fire Departments, Mosquito Abatement, Solid Waste, Community Services

**Iberville Parish Council
Plaquemine, Louisiana
Capital Assets by Department**

GOVERNMENTAL FUNDS

| | Fiscal Year | | Fiscal Year | | Fiscal Year |
|------------------------------------|--------------------|--------------------------------|--------------------|---------------------------------------|--------------------|
| <u>General Government</u> | <u>2019</u> | <u>Public Safety</u> | <u>2009</u> | <u>Public Works</u> | <u>2019</u> |
| <i>Administrative</i> | | <i>Building Inspection</i> | | <i>Mosquito Abatement</i> | |
| Vehicles | 2 | Vehicles | 2 | Vehicles, Trailers, & ATVs | 3 |
| <i>Finance</i> | | <i>Emergency Preparedness</i> | | <i>Parish Maintenance Barn</i> | |
| Buildings | 1 | Buildings | 1 | Boats | 2 |
| Vehicles | 3 | <i>Fire Departments</i> | | Buildings | 3 |
| <i>Public Building Maintenance</i> | | Bayou Goula Fire Department | | Generators | 2 |
| Buildings | 11 | Buildings | 2 | Heavy & Small Equipment | 36 |
| Generators | 18 | Fire Trucks/Vehicles | 3 | Pumps | 7 |
| Vehicles & Trailers | 13 | Bayou Pigeon Fire Department | | Tractors | 7 |
| <i>Registrar of Voters</i> | | Buildings | 3 | Vehicles & Trailers | 42 |
| Buildings | 2 | Fire Trucks/Vehicles | 4 | <i>Solid Waste</i> | |
| <i>Veteran's Affair</i> | | Bayou Sorrel Fire Department | | Vehicles & Trailers | 9 |
| Vehicles | 1 | Buildings | 2 | Small Equipment | 7 |
| <i>Job Placement</i> | | Fire Trucks/Vehicles | 5 | Total Public Works | 118 |
| Vehicles | 1 | White Castle Fire Department | | | |
| Total General Government | 52 | Buildings | 1 | Culture & Recreation | |
| | | Fire Trucks/Vehicles | 9 | <i>Multipurpose Center</i> | |
| <u>Health & Welfare</u> | | East Iberville Fire Department | | Buildings | 2 |
| <i>Animal Control</i> | | Buildings | 5 | Tractors | 1 |
| Buildings | 1 | Fire Trucks/Vehicles | 9 | Vehicles, Trailers, & ATVs | 2 |
| Vehicles, Trailers, & ATVs | 10 | Bayou Blue Fire Department | | <i>Tourism</i> | |
| <i>Community Services</i> | | Buildings | 2 | Buildings | 1 |
| Vehicles | 1 | Fire Trucks/Vehicles | 11 | Vehicles | 1 |
| Total Health & Welfare | 12 | <i>Safety Department</i> | | <i>Rifle Range</i> | |
| | | Vehicles | 1 | Buildings | 1 |
| | | Total Public Safety | 60 | Vehicles, Trailers, & ATVs | 2 |
| | | | | Generators | 1 |
| | | | | Total Culture & Recreation | 12 |

**Iberville Parish Council
Plaquemine, Louisiana
Capital Assets by Department**


GOVERNMENTAL FUNDS

(Continued)

| <u>COMPONENT UNITS</u> | <u>Fiscal Year 2018</u> | <u>AGENCY FUNDS</u> | <u>Fiscal Year 2018</u> | <u>PROPRIETARY FUNDS</u> | <u>Fiscal Year 2018</u> |
|-------------------------------------|------------------------------------|----------------------------|------------------------------------|---------------------------------|------------------------------------|
| <i>Library</i> | | <i>Sales Tax</i> | | <i>Utility Department</i> | |
| Buildings | 8 | Vehicles | 1 | Buildings | 2 |
| Vehicles | 2 | Total Agency Funds | 1 | Generators | 4 |
| <i>Parks and Recreation</i> | | | | Heavy & Small Equipment | 12 |
| Buildings | 3 | | | Lift Stations | 20 |
| Parks | 7 | | | Pumps | 35 |
| Vehicles & Trailers | 17 | | | Vehicles, Trailers & ATV's | 29 |
| <i>Water District #3 Department</i> | | | | <i>North Iberville Water</i> | |
| Buildings | 2 | | | Wells | 2 |
| Treatment Plant | 1 | | | Towers | 3 |
| Vehicles | 0 | | | | 107 |
| Water Well Sites | 3 | | | | |
| Forklift | 1 | | | | |
| Total Component Units | 44 | | | TOTAL CAPITAL ASSETS | 406 |

Source: Iberville Parish Council

Acknowledgements





SPECIAL ACKNOWLEDGEMENTS

Stephanie Glynn
Assistant Director of Finance

Tricia Mullins
Payroll/Budget Analyst

Lindsi Wunstell
Accounts Payable Specialist

Niki Johnson
Accounts Receivable Specialist

Chantal Hidalgo
Purchasing Agent

Virginia Distefano
Payroll Coordinator
