



Annual Comprehensive Financial Report

of the
City of Ruston, Louisiana

For the Year Ended September 30, 2025

Mayor
Ronny Walker

Prepared by the Finance Department
Julie Keen
Finance Director

CITY OF RUSTON, LOUISIANA
ANNUAL COMPREHENSIVE FINANCIAL REPORT
FOR THE FISCAL YEAR ENDED SEPTEMBER 30, 2025

TABLE OF CONTENTS

	Page
INTRODUCTORY SECTION	
Letter of Transmittal	i
Organization Chart	v
Elected Officials.....	vi
FINANCIAL SECTION	
Independent Auditor's Report.....	1
Management's Discussion and Analysis.....	5
Basic Financial Statements:	
Government-Wide Financial Statements:	
Statement of Net Position.....	19
Statement of Activities.....	20
Fund Financial Statements:	
Balance Sheet - Governmental Funds	21
Reconciliation of Governmental Funds Balance Sheet to the Statement of Net Position	23
Statement of Revenues, Expenditures, and Changes in Fund Balances - Governmental Funds.....	24
Reconciliation of Governmental Funds Statement of Revenues, Expenditures, and Changes in Fund Balances to Statement of Activities.....	26
Statement of Net Position - Proprietary Funds	27
Statement of Revenues, Expenses, and Changes in Fund Net Position - Proprietary Funds	29
Statement of Cash Flows - Proprietary Funds	30
Statement of Net Position - Component Units.....	32
Statement of Activities - Component Units.....	33
Notes to Financial Statements	34
REQUIRED SUPPLEMENTARY INFORMATION (UNAUDITED)	
Schedule of Revenues, Expenditures, and Changes in Fund Balance - Budget and Actual on a Budgetary Basis	
General Fund	76
1968 Sales Tax Fund	80
1985 Sales Tax Fund.....	81
1990 Sales Tax Fund	82

TABLE OF CONTENTS (Continued)

	Page
2016 Sales Tax Fund	83
Ruston EDD #1 Sales Tax Fund	84
Cooktown EDD Sales Tax Fund	85
Power & Water Sales Tax Fund.....	86
Notes to Budgetary Comparison Schedules.....	87
Schedule of Funding Progress, Other Post-Employment Benefits.....	89
Schedule of Employer Contributions, Other Post-Employment Benefits	89
Schedule of Employer's Proportionate Share of Net Pension Liability	90
Schedule of Employer's Pension Contributions	91
Schedule of Compensation, Benefits, and Other Payments to the Elected Official.....	92
Schedule of Justice System Funding – Receiving Entity.....	93
Combining Fund Financial Statements:	
Nonmajor Governmental Funds	95
Combining Balance Sheet - Nonmajor Governmental Funds	96
Combining Statement of Revenues, Expenditures, and Changes in Fund Balances - Nonmajor Governmental Funds	97
Internal Service Funds.....	98
Combining Statement of Net Position - Internal Service Funds.....	99
Combining Statement of Revenues, Expenses, and Changes in Fund Net Position - Internal Service Funds	100
Combining Statement of Cash Flows - Internal Service Funds.....	101
Individual Fund Schedules (Unaudited):	
Schedule of Revenues, Expenditures, and Changes in Fund Balance - Budget and Actual on a Budgetary Basis	
Ruston Parks and Recreation	103
Section 8 Voucher Housing	104
 OTHER REPORTS REQUIRED BY GOVERNMENT AUDITING STANDARDS AND UNIFORM GUIDANCE	
Independent Auditor's Report on Internal Control over Financial Reporting and on Compliance and Other Matters Based on an Audit of Financial Statements Performed in Accordance with Government Auditing Standards	106
Independent Auditor's Report on Compliance for Each Major Program and on Internal Control Over Compliance Required by the Uniform Guidance	108
Schedule of Expenditures of Federal Awards.....	111
Notes to the Schedule of Expenditures of Federal Awards	113
Schedule of Findings and Questioned Costs	115
Schedule of Prior Year Findings	116
 AGREED-UPON PROCEDURES	
Independent Accountant's Report on Applying Statewide Agreed-Upon Procedures	118

INTRODUCTORY SECTION



March 31, 2026

Mayor Ronny Walker
Members of the City Council
City of Ruston, Louisiana

Mayor and Members of the City Council:

I am pleased to submit the Annual Comprehensive Financial Report for the year ended September 30, 2025. The financial statements were prepared in conformity with U.S. generally accepted accounting principles (GAAP) and audited in accordance with auditing standards generally accepted in the United States of America and the standards applicable to financial audits contained in *Government Auditing Standards*, issued by the Comptroller General of the United States, by a firm of licensed certified public accountants. I believe this report presents comprehensive information about the City of Ruston's (the City) financial and operating activities during fiscal year 2025 that is useful to taxpayers, citizens, and other interested persons.

This report was prepared by the Finance Department and consists of management's representations concerning the finances of the City. Consequently, management assumes full responsibility for the completeness and reliability of all the information presented in this report. To provide a reasonable basis for making these representations, management of the City has established an internal control framework that is designed both to protect the government's assets from loss, theft, or misuse and to compile sufficient reliable information for the preparation of the City's financial statements in conformity with GAAP. Because the cost of internal controls should not outweigh their benefits, the City's comprehensive framework of internal controls has been designed to provide reasonable rather than absolute assurance that the financial statements will be free from material misstatement. We assert that, to the best of our knowledge and belief, this financial report is complete and reliable in all material respects.

In accordance with the Lawrason Act, the City Council is required to provide for an annual independent audit of the accounts and financial transactions of the City by a firm of independent certified public accountants duly licensed to practice in the State of Louisiana. The accounting firm of Heard, McElroy and Vestal, LLC was selected by the City to conduct its annual audit. The goal of the independent audit was to provide reasonable assurance that the financial statements of the City for the fiscal year ended September 30, 2025, are free of material misstatement. The independent audit involved examining on a test basis evidence supporting the amounts and disclosures in the financial statements; assessing the accounting principles used and significant estimates made by management; and evaluating the overall financial statement presentation. The independent auditor concluded, based upon the audit, that there was a reasonable basis for rendering unmodified opinions that the City's financial statements for the fiscal year ended September 30, 2025, are fairly presented in conformity with GAAP. The independent auditor's report is presented as the first component of the financial section of this report.

The independent audit of the financial statements of the City was part of a broader, federally mandated "Single Audit" designed to meet the special needs of federal grantor agencies. The standards governing Single Audit engagements require the independent auditor to report not only on the fair presentation of the financial statements, but also on the audited government's internal controls and compliance with legal requirements, with special emphasis on internal controls and legal requirements involving the administration of federal awards. These reports are available in the City's separately issued Single Audit Report.

GAAP requires that management provide a narrative introduction, overview, and analysis to accompany the basic financial statements in the form of Management's Discussion and Analysis (MD&A). This letter of transmittal is designed to complement MD&A and should be read in conjunction with it. The City's MD&A can be found immediately following the report of the independent auditors.

Profile of the City of Ruston

The City was incorporated in 1898. It is located in North Central Louisiana at the crossroads of U.S. Highway 167, Interstate 20 and U.S. Highway 80, approximately thirty-five miles south of Arkansas. Ruston is the seat of Lincoln Parish. The current area of the City is approximately 21.2 square miles.

The City of Ruston is organized under a Mayor – Board of Aldermen form of government. There is a five-member board, with each member selected for a four-year term from separate districts of the City. The Mayor is elected at large for a four-year term and is not a member of the Council but has veto power over Council action.

The City provides a wide range of services including public safety, highways and streets, sanitation, electric, water, and sewer services, airport, ambulance, recreational activities, general administration functions, and others.

These financial statements present the City (the primary government) and its component units. The component units are included in the City's reporting entity because of the significance of their operational or financial relationships with the City. Included as discretely presented component units are the financial data for the Ruston City Judge and the Ruston City Marshal. They are reported separately within the City's financial statements to emphasize that they are legally separate from the City. Additional information on these legally separate entities can be found in the notes to the financial statements.

Budgetary Control

The annual budget serves as the foundation for the City's financial planning and control. The Treasurer's Office compiles for the Mayor estimates of revenues and requests for appropriations of the annual budget. Before August 31, the Mayor's budget is submitted to the Council for possible revision and adoption. The Council conducts a public hearing on the budget, which must be adopted by September 30 to become effective October 1. State law provides that in no event shall the total appropriations exceed total anticipated revenues considering the estimated surplus or deficit at the end of the current fiscal year. Budgets may be amended during the year with Council approval.

Legal budgetary control for operating budgets is exercised at the department/object class, apart from salaries, regular and overtime, which are at the line-item level. Formal budgetary integration and encumbrance accounting are employed as management control devices during the year. Budget-to-actual comparisons are provided in this report for each individual governmental fund for which an appropriated annual budget has been adopted.

Local economy

The City is a dynamic, growing area with a proud past and a future filled with the promise of continued growth. The City of Ruston and Lincoln Parish have experienced steady population growth from 1970 to 2025 with approximately 22,400 City residents and 48,400 parish residents. The past several years have seen a period of extraordinary growth, as evidenced by the sharp increase in new home construction and large commercial construction projects.

The Tax Increment District provides an economic growth base for the City and parish. Sales tax revenue of the City has continued to increase as well.

The Ruston Sports Complex is a state-of-the-art complex residing on a 185-acre site. The Complex provides quality recreation and sports opportunities for residents of Ruston as well as visitors to the City. The family-oriented sports destination is equipped with baseball, softball, tennis, football and soccer fields as well as basketball, volleyball, and pickle ball courts as well as walking/biking trails, playgrounds, and a stocked pond.

Louisiana Tech University is a mainstay in the local economy both as a major employer of the area and as a strong partner in the development efforts of the community. With our relationship with Louisiana Tech, Ruston is positioned to be a key player in the technology sector development along the I-20 corridor. The City of Ruston provides many amenities while keeping a small town feel attractive to many executives and families relocating to the area for employment.

Long-term financial planning

Sales taxes revenues have increased over the past few years, representing 62% of the revenues from governmental activities. Because of the increasing trends in retirement costs and health insurance, difficulty to balance the budget will exist now and in the future.

Cash management policies and practices

Cash temporarily idle during the year is invested in certificates of deposit, or obligations of the U.S. Treasury. The maturities of the investments range from 90 days to one year.

The City's investment policy is to exercise judgment and care in the management of City investments. Investments are selected as investments, not for speculation, considering the probable safety of the capital, as well as the probable income to be derived. Accordingly, deposits are either insured by federal depository insurance or collateralized. All investments held by the City are classified in the category of lowest risk. State statutes require that all public funds should be insured or collateralized. The City's policy is not to have uninsured/uncollateralized funds which it controls.

Risk management

The City partially retains the risk for property, liability, workers compensation, and general health insurance. As part of this comprehensive plan, resources are accumulated in the respective funds to meet potential losses.

In addition, various risk control techniques including an employee safety program, drug free workplace program with mandatory drug screening for new employees as well as random drug screening for current employees, and pre-employment physicals have been implemented to minimize accident-related losses. The City has third-party coverages subject to self-insured retentions which are more fully described in the notes to the financial statements.

Pension and other postemployment benefits

Substantially all full-time employees of the City of Ruston are members of one of the following statewide retirement systems: Municipal Employees Retirement System of Louisiana (MERS), Statewide Firefighter's Retirement System (FRS), or Municipal Police Employees Retirement System of Louisiana (MPERS). These systems are multiple employer (cost-sharing), public employee retirement systems, controlled and administered by separate State appointed board of trustees. Additional information on the City's pension arrangements and postemployment benefits can be found in the notes to the financial statements.

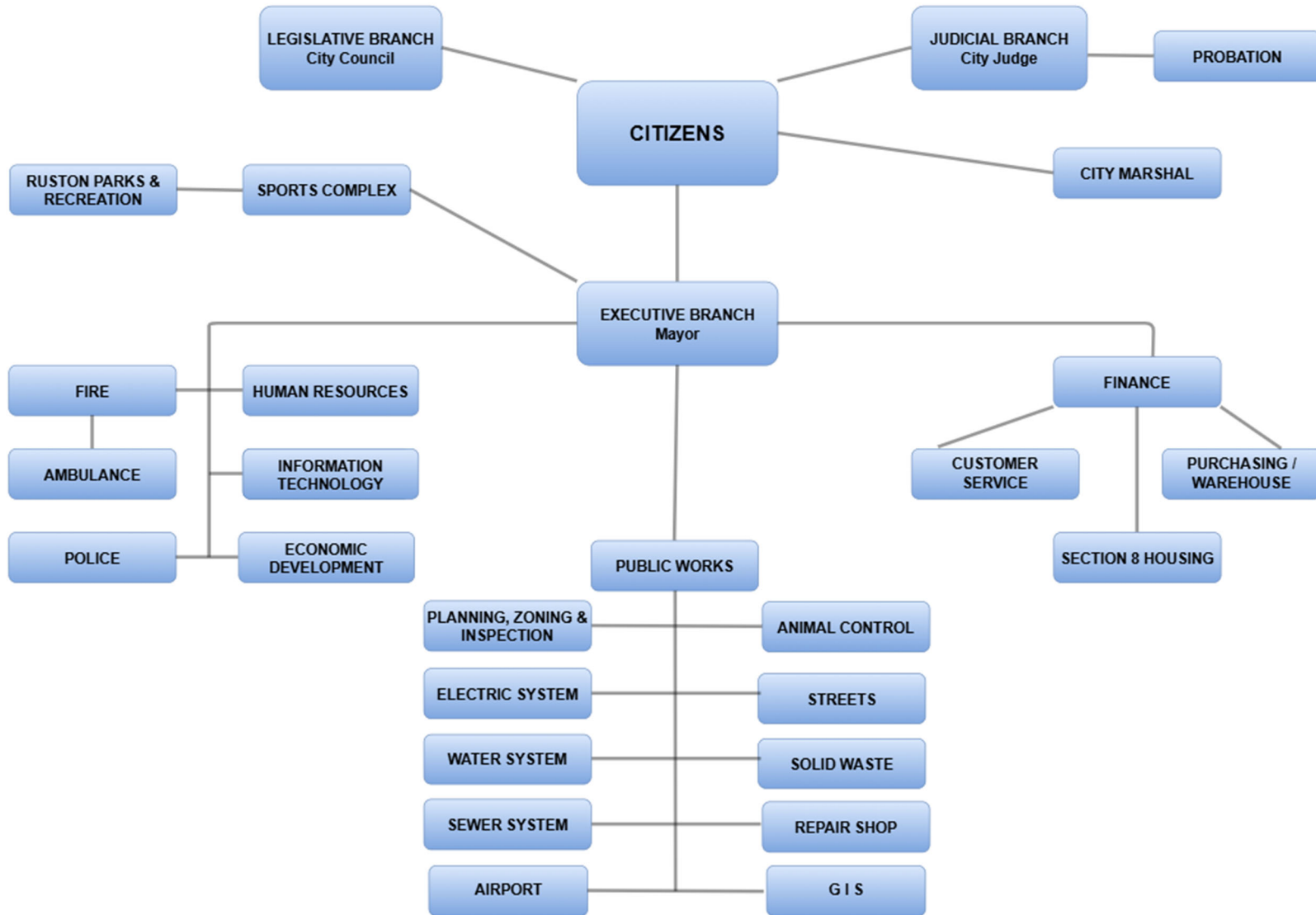
The preparation of this report would not have been possible without the efficient and dedicated services of the entire staff of the Finance Department. We would like to express our appreciation to all members of the department who assisted and contributed to the preparation of this report. Credit also must be given to the Mayor and the City Council for their unfailing support of excellence in financial reporting and fiscal integrity.

Sincerely,



Julie Keen
Finance Director

CITY OF RUSTON, LOUISIANA
ORGANIZATION CHART



CITY OF RUSTON, LOUISIANA

ELECTED OFFICIALS

Mayor

Ronny Walker

City Council

Carolyn Cage	Ward 1
Angela Mayfield	Ward 2
Melanie Lewis	Ward 3
John Denny	Ward 4
Bruce Siegmund	Ward 5

FINANCIAL SECTION



REGIONS TOWER
333 TEXAS STREET, SUITE 1525 | SHREVEPORT, LOUISIANA 71101
318.429.1525 (P) | 318.429.2124 (F)

INDEPENDENT AUDITOR'S REPORT

Honorable Mayor Ronny Walker
and members of the City Council
City of Ruston, Louisiana

Report on the Audit of the Financial Statements

Opinions

We have audited the accompanying financial statements of the governmental activities, the business-type activities, the aggregate discretely presented component units, each major fund, and the aggregate remaining fund information of the City of Ruston, Louisiana, as of and for the year ended September 30, 2025, and the related notes to the financial statements, which collectively comprise the City of Ruston, Louisiana's basic financial statements as listed in the table of contents.

In our opinion, the financial statements referred to above present fairly, in all material respects, the respective financial position of the governmental activities, the business-type activities, the aggregate discretely presented component units, each major fund, and the aggregate remaining fund information of the City of Ruston, Louisiana, as of September 30, 2025, and the respective changes in financial position, and where applicable, cash flows thereof for the year then ended in accordance with accounting principles generally accepted in the United States of America.

Basis for Opinions

We conducted our audit in accordance with auditing standards generally accepted in the United States of America (GAAS) and the standards applicable to financial audits contained in *Government Auditing Standards*, issued by Comptroller General of the United States (*Government Auditing Standards*). Our responsibilities under those standards are further described in the Auditor's Responsibilities for the Audit of the Financial Statements section of our report. We are required to be independent of the City of Ruston, Louisiana, and to meet our other ethical responsibilities, in accordance with the relevant ethical requirements relating to our audit. We believe that the audit evidence we have obtained is sufficient and appropriate to provide a basis for our audit opinions.

Responsibilities of Management for the Financial Statements

Management is responsible for the preparation and fair presentation of these financial statements in accordance with accounting principles generally accepted in the United States of America, and for the design, implementation, and maintenance of internal control relevant to the preparation and fair presentation of the financial statements that are free from material misstatement, whether due to fraud or error.

In preparing the financial statements, management is required to evaluate whether there are conditions or events, considered in the aggregate, that raise substantial doubt about the City of Ruston, Louisiana's ability to continue as a going concern for twelve months beyond the financial statement date, including any currently known information that may raise substantial doubt shortly thereafter.

Auditors' Responsibilities for the Audit of the Financial Statements

Our objectives are to obtain reasonable assurance about whether the financial statements as a whole are free from material misstatement, whether due to fraud or error, and to issue an auditor's report that includes our opinions. Reasonable assurance is a high level of assurance but is not absolute assurance and therefore is not a guarantee that an audit conducted in accordance with GAAS and *Government Auditing Standards* will always detect a material misstatement when it exists. The risk of not detecting a material misstatement resulting from fraud is higher than for one resulting from error, as fraud may involve collusion, forgery, intentional omissions, misrepresentations, or the override of internal control. Misstatements are considered material if there is a substantial likelihood that, individually or in the aggregate, they would influence the judgment made by a reasonable user based on the financial statements.

In performing an audit in accordance with GAAS and *Government Auditing Standards*, we:

- Exercise professional judgment and maintain professional skepticism throughout the audit.
- Identify and assess the risks of material misstatement of the financial statements, whether due to fraud or error, and design and perform audit procedures responsive to those risks. Such procedures include examining, on a test basis, evidence regarding the amounts and disclosures in the financial statements.
- Obtain an understanding of internal control relevant to the audit in order to design audit procedures that are appropriate in the circumstances, but not for the purpose of expressing an opinion on the effectiveness of the City of Ruston, Louisiana's internal control. Accordingly, no such opinion is expressed.
- Evaluate the appropriateness of accounting policies used and the reasonableness of significant accounting estimates made by management, as well as evaluate the overall presentation of the financial statements.
- Conclude whether, in our judgment, there are conditions or events, considered in the aggregate, that raise substantial doubt about the City of Ruston, Louisiana's ability to continue as a going concern for a reasonable period of time.

We are required to communicate with those charged with governance regarding, among other matters, the planned scope and timing of the audit, significant audit findings, and certain internal control-related matters that we identified during the audit.

We did not audit the financial statements of the Ruston City Judge's Office and the Ruston City Marshal's Office, which represent 100% of the assets, net position, and revenues of the aggregate discretely presented component units. Those financial statements were audited by other auditors whose reports thereon have been furnished to us, and our opinion, insofar as it related to the amounts included for the Judge and the Marshal, is based on the reports of the other auditors. We conducted our audit in accordance with auditing standards generally accepted in the United States of America and the standards applicable to financial audits contained in *Government Auditing Standards*, issued by the Comptroller General of the United States. Those standards require that we plan and perform the audit to obtain reasonable assurance about whether the financial statements are free from material misstatement.

Required Supplementary Information

Accounting principles generally accepted in the United States of America require that the management's discussion and analysis; budgetary comparison schedules; schedule of funding progress, other post-employment benefits; schedule of the employer's proportionate share of net pension liability; and schedule of employer's pension contributions be presented to supplement the basic financial statements. Such information is the responsibility of management and, although not a part of the basic financial statements, is required by the Governmental Accounting Standards Board who considers it to be an essential part of financial reporting for placing the basic financial statements in an appropriate operational, economic, or historical context. We have applied certain limited procedures to the required supplementary information in accordance with GAAS, which consisted of inquiries of management about the methods of preparing the information and comparing the information for consistency with management's responses to our inquiries, the basic financial statements, and other knowledge we obtained during our audit of the basic financial statements. We do not express an opinion or provide any assurance on the information because the limited procedures do not provide us with sufficient evidence to express an opinion or provide any assurance.

Supplementary Information

Our audit was conducted for the purpose of forming opinions on the financial statements that collectively comprise the City of Ruston, Louisiana's basic financial statements. The schedule of compensation, benefits, and other payments to elected officials; schedule of justice system funding – receiving entity; and combining fund schedules are presented for purposes of additional analysis and are not a required part of the basic financial statements. The combining and individual fund schedules; schedule of compensation, benefits and other payments to elected officials; and justice funding schedule are the responsibility of management and were derived from and relate directly to the underlying accounting and other records used to prepare the basic financial statements. Such information has been subjected to the auditing procedures applied in the audit of the basic financial statements and certain additional procedures, including comparing and reconciling such information directly to the underlying accounting and other records used to prepare the basic financial statements or to the basic financial statements themselves, and other additional procedures in accordance with GAAS. In our opinion, this information is fairly stated in all material respects in relation to the basic financial statements as a whole.

Other Information

Management is responsible for the other information included in the annual report. The other information comprises the introductory section and statistical sections but does not include the basic financial statements and our auditor's report thereon. Our opinions on the basic financial statements do not cover the other information, and we do not express an opinion or any form of assurance thereon.

In connection with our audit of the basic financial statements, our responsibility is to read the other information and consider whether a material inconsistency exists between the other information and the basic financial statements, or the other information otherwise appears to be materially misstated. If, based on the work performed, we conclude that an uncorrected material misstatement of the other information exists, we are required to describe it in our report.

Other Reporting Required by Government Auditing Standards

In accordance with Government Auditing Standards, we have also issued our report, dated March 31, 2026, on our consideration of the City of Ruston, Louisiana's internal control over financial reporting and on our tests of its compliance with certain provisions of laws, regulations, contracts, and grant agreements and other matters. The purpose of that report is solely to describe the scope of our testing of internal

control over financial reporting and compliance and the results of that testing, and not to provide an opinion on the effectiveness of the City of Ruston, Louisiana’s internal control over financial reporting or on compliance. That report is an integral part of an audit performed in accordance with *Government Auditing Standards* in considering the City of Ruston, Louisiana’s internal control over financial reporting and compliance.

Report on Other Legal and Regulatory Requirements

In accordance with the requirements of the Louisiana Legislative Auditor we have issued a report dated March 31, 2026, on the results of our statewide agreed-upon procedures performed in accordance with attestation standards established by the American Institute of Certified Public Accountants and the standards applicable to attestation engagements contained in *Government Auditing Standards*. The purpose of that report is solely to describe the scope of testing performed on those control and compliance areas identified in the Louisiana Legislative Auditor’s statewide agreed-upon procedures, and the results of that testing, and not to provide an opinion on control or compliance.

Heard, McElroy + Vestal, LLC

Shreveport, Louisiana
March 31, 2026

CITY OF RUSTON, LOUISIANA
MANAGEMENT'S DISCUSSION AND ANALYSIS
SEPTEMBER 30, 2025

We offer readers of the City of Ruston's financial statements this narrative overview and analysis of the financial activities of the City of Ruston for the fiscal year ended September 30, 2025. We encourage readers to consider the information presented here in conjunction with additional information that we have furnished in our letter of transmittal.

Financial Highlights

Key financial highlights for the year ended September 30, 2025, include the following:

- The assets and deferred outflows of the City exceeded its liabilities and deferred inflows by \$255.9 million (net position).
- The City's total net position increased by \$23.2 million. Net position of governmental activities increased by \$21.9 million and net position of business-type activities increased by \$1.3 million.
- Total net position of governmental activities was \$136.2 million and included unrestricted net position of (\$32.0) million which was primarily a result of GASB 68 *Accounting and Financial Reporting for Pensions* that requires recognizing the actuarial determined pension liability of \$20.1 million. Also required to be reported by GASB 75 *Accounting and Financial Reporting for Post-Employment Benefits Other than Pensions* (OPEB) was the City's post-employment benefit obligation of \$15.1 million.
- The City's governmental funds reported combined ending fund balances of \$38.4 million, a decrease of \$6.5 million from what was reported in prior year. This decrease is primarily due to cost of capital projects. Ending fund balance is comprised of (\$5.2) million unassigned; \$7.3 million assigned for subsequent years' expenditures; and \$36.3 million restricted. This restricted amount includes \$14.9 million restricted to fund ongoing construction projects, \$12.4 million restricted by sales tax ordinances, \$5.3 million for debt covenants, (\$49,000) restricted for Section 8 housing, \$3.6 million restricted by ordinance for use by RPAR, and \$183,000 assigned for inventories and prepaid items.
- At the end of the current fiscal year, unassigned fund balance for the General Fund was \$3.3 million.

Overview of the Financial Statements

This Management's Discussion and Analysis (MD&A) is intended to serve as an introduction to the City of Ruston's basic financial statements. The City's basic financial statements comprise three components: (1) government-wide financial statements, (2) fund financial statements, and (3) notes to the financial statements. This report also contains other supplementary information in addition to the basic financial statements themselves.

Government-Wide Financial Statements - The government-wide financial statements are designed to provide readers with a broad overview of the City of Ruston's finances, in a manner similar to private-sector business.

The statement of net position presents information on all the City's assets and deferred outflows of resources less liabilities and deferred inflows of resources which results in net position. Over time, increases or decreases in net position may serve as a useful indicator of whether the financial position of the City is improving or deteriorating.

CITY OF RUSTON, LOUISIANA
MANAGEMENT'S DISCUSSION AND ANALYSIS
SEPTEMBER 30, 2025

The statement of activities presents information showing how the City's net position changed during the most recent fiscal year. All changes in net position are reported as soon as the underlying event giving rise to the change occurs, regardless of the timing of the related cash flows. Thus, revenues and expenses are reported in this statement for some items that will only result in cash flow in future fiscal periods (e.g., uncollected taxes and earned but unused vacation leave).

The statement of net position and the statement of activities distinguish functions of the City that are principally supported by taxes, intergovernmental revenues, and charges for services (governmental activities) and other functions that are intended to recover all or a significant portion of their costs through user fees and charges (business-type activities). The City's governmental activities include general government, public safety, public works, and cultural and recreation. The business-type activities of the City include electric, water, and sewer systems, sports complex, telecommunication, airport and ambulance operations.

Not only do the government-wide financial statements include the City itself which is the primary government, but also its component units, Ruston City Judge and Ruston City Marshal. Although these component units are legally separate, their operational or financial relationship with the City makes the City financially accountable for them. Financial information for these component units is reported separately from the financial information presented for the primary government itself.

Fund Financial Statements - A fund is a grouping of related accounts that is used to maintain control over resources that have been segregated for specific activities or objectives. The City of Ruston, like other state and local governments, uses fund accounting to ensure and demonstrate compliance with finance-related legal requirements. All the funds of the City can be divided into two categories: governmental funds and proprietary funds.

Governmental funds - Governmental funds are used to account for essentially the same functions reported as governmental activities in the government-wide financial statements. However, unlike the government-wide financial statements, governmental fund financial statements focus on near-term inflows and outflows of spendable resources, as well as on balances of spendable resources at the end of the fiscal year. Such information may be useful in evaluating the City's near-term financing requirements.

Because the focus of governmental funds is narrower than that of the government-wide financial statements, it is useful to compare the information presented for governmental funds with similar information presented for governmental activities in the government-wide financial statements. By doing so, readers may better understand the long-term impact of the City of Ruston's near-term financing decisions. Both the governmental fund balance sheet and the governmental fund Statement of revenues, expenditures, and changes in fund balance provide a reconciliation to facilitate this comparison between governmental funds and governmental activities.

CITY OF RUSTON, LOUISIANA
MANAGEMENT'S DISCUSSION AND ANALYSIS
SEPTEMBER 30, 2025

The City maintains 15 individual governmental funds. Information is presented separately in the governmental funds balance sheet and in the governmental funds statement of revenues, expenditures and changes in fund balance for the General Fund, 1968 Sales Tax Special Revenue Fund, 1985 Sales Tax Special Revenue Fund, 1990 Sales Tax Special Revenue Fund, 2016 Sales Tax Special Revenue Fund, Ruston EDD#1 Sales Tax Special Revenue Fund, Cooktown EDD Sales Tax Special Revenue Fund, Power & Water EDD Sales Tax Special Revenue Fund, I-20 Tax Increment District Fund, and Moving Ruston Forward (MRF) Capital Project Fund, all of which are considered to be major funds. Data for the other 5 governmental funds are combined into a single, aggregated presentation. Individual fund data for each of these non-major governmental funds is provided in the form of combining statements elsewhere in this report.

The City adopts an annual appropriated budget for its General Fund and certain special revenue funds. Budgetary comparison schedules have been provided elsewhere in this report to demonstrate compliance with these budgets.

Proprietary funds - The City maintains two different types of proprietary funds. Enterprise funds are used to report the same functions presented as business-type activities in the government-wide financial statements, only in more detail. The City uses enterprise funds to account for its electric, water, and sewer systems; and sports complex, telecommunication, airport, and ambulance services. Internal service funds are an accounting device used to accumulate and allocate costs internally among the City's various functions. The City uses internal service funds to account for its workmen's compensation insurance, health insurance, purchasing and warehouse, and general & auto liability insurance services. Because these services predominantly benefit governmental rather than business-type functions, they have been included within governmental activities in the government-wide financial statements.

Proprietary fund financial statements provide the same type of information as the government-wide financial statements, only in more detail. Proprietary fund financial statements provide separate information for the electric, water, and sewer systems and sports complex, which are considered major funds of the City of Ruston. Data from the other proprietary funds are also presented although they are not considered major funds.

The internal service funds are combined into a single, aggregated presentation in the proprietary fund financial statements. Individual fund data for the internal service funds is provided in the form of combining statements elsewhere in this report.

Notes to the Basic Financial Statements - The notes provide additional information that is essential to a full understanding of the data provided in the government-wide and fund financial statements.

Other Information - In addition to the basic financial statements and accompanying notes, this report also presents certain required supplementary information concerning the City's compliance with budgets for its major funds.

The combining statements referred to earlier in connection with nonmajor governmental funds, nonmajor proprietary funds, and internal service funds are presented immediately following the required supplementary information on pensions and budgetary comparisons.

CITY OF RUSTON, LOUISIANA
MANAGEMENT'S DISCUSSION AND ANALYSIS
SEPTEMBER 30, 2025

Financial Analysis of Government-Wide Activities

As noted earlier, net position may serve over time as a useful indicator of a government's financial position. In the case of the City of Ruston, assets exceeded liabilities by \$255.9 million at the close of the most recent fiscal year.

The largest portion of the City of Ruston's net position, totaling approximately \$252 million, reflects its net investment in capital assets. The City uses these capital assets to provide services to citizens; consequently, these assets are *not* available for future spending. Although the City's net investment in capital assets is reported net of related debt, it should be noted that the resources needed to repay this debt must be provided from other sources, since the capital assets themselves cannot be used to liquidate these liabilities.

Net Position
September 30, 2025 and 2024

	<u>Governmental Activities</u>		<u>Business-Type Activities</u>		<u>Total</u>	
	<u>2025</u>	<u>2024</u>	<u>2025</u>	<u>2024</u>	<u>2025</u>	<u>2024</u>
Current & other assets	\$50,374,005	\$59,770,491	\$16,295,997	\$15,594,152	\$66,670,002	\$75,364,643
Capital assets	199,851,572	182,445,859	124,974,107	126,972,611	324,825,679	309,418,470
Total assets	250,225,577	242,216,350	142,566,763	142,566,763	391,495,681	384,783,113
Deferred outflows of resources	4,718,076	5,324,756	-	-	4,718,076	5,324,756
Total assets & deferred outflows of resources	254,943,653	247,541,106	141,270,104	142,566,763	396,213,757	390,107,869
Current & other liabilities	7,545,211	11,047,525	13,610,168	14,566,964	21,155,379	25,614,489
Long-term liabilities	108,253,194	120,931,409	7,997,875	9,658,430	116,251,069	130,589,839
Total liabilities	115,798,405	131,978,934	21,608,043	24,225,394	137,406,448	156,204,328
Deferred inflows of resources	2,939,506	1,271,152	-	-	2,939,506	1,271,152
Total liabilities & deferred inflows of resources	118,737,911	133,250,086	21,608,043	24,225,394	140,345,954	157,475,480
Net position:						
Net investment in capital assets	132,846,572	109,065,859	118,865,421	119,269,928	251,711,993	228,335,787
Restricted	35,401,041	42,453,026	-	-	35,401,041	42,453,026
Unrestricted	(32,041,873)	(37,227,865)	796,634	(928,559)	(31,245,239)	(37,344,639)
Total net position	\$136,205,740	\$114,291,021	\$119,662,057	\$118,341,371	\$255,867,797	\$232,632,385

14% of total net position represents resources that are subject to external restriction on how they may be used. Accounts reserved by external restrictions account for the total of restricted net position. Except for the deficit in the unrestricted net position of the governmental-type activities, at the end of the current fiscal year, the City of Ruston is able to report positive balances in all three categories of net position, both for the government as a whole, as well as for its separate governmental and business-type activities. The City of Ruston's net position increased by \$23 million during the current fiscal year. This increase is primarily related to increases in capital assets.

CITY OF RUSTON, LOUISIANA
MANAGEMENT'S DISCUSSION AND ANALYSIS
SEPTEMBER 30, 2025

**Change in Net Position
For the Years Ended September 30, 2025 and 2024**

	Governmental Activities		Business-Type Activities		Total	
	2025	2024	2025	2024	2025	2024
Program revenues:						
Charges for services	\$2,836,172	\$2,742,339	\$41,985,560	\$39,787,902	\$44,821,732	\$42,530,241
Capital grants & contributions	770,399	8,749,300	1,715,179	902,664	2,485,578	9,651,964
General revenues:						
Property tax	1,316,671	1,257,569	-	-	1,316,671	1,257,569
Sales tax	31,428,886	29,784,227	-	-	31,428,886	29,784,227
Other tax	946,106	978,513	-	-	946,106	978,513
Other	11,187,735	7,889,912	1,850,537	894,939	13,038,272	8,784,851
Total revenues	<u>48,485,969</u>	<u>51,401,860</u>	<u>45,551,276</u>	<u>41,585,505</u>	<u>94,037,245</u>	<u>92,987,365</u>
Expenses:						
General						
government	4,602,764	7,990,967	-	-	4,602,764	7,990,967
Public safety	10,760,803	14,200,236	-	-	10,760,803	14,200,236
Public works	11,627,911	9,653,930	-	-	11,627,911	9,653,930
Cultural & recreation	665,892	1,163,302	-	-	665,892	1,163,302
Ruston City Judge & Ruston City Marshal	697,638	621,483	-	-	697,638	621,483
Interest on debt	2,744,284	2,150,979	-	-	2,744,284	2,150,979
Bond issuance cost	(10,231)	616,921	-	-	(10,231)	616,921
Electric System	-	-	22,620,385	20,565,211	22,620,385	20,565,211
Water System	-	-	3,395,959	3,365,572	3,395,959	3,365,572
Sewer System	-	-	4,104,085	4,059,580	4,104,085	4,059,580
Sports Complex	-	-	5,409,462	5,304,829	5,409,462	5,304,829
Telecommunication	-	-	430,352	618,977	430,352	618,977
Airport	-	-	551,972	545,890	551,972	545,890
Ambulance service	-	-	3,200,559	2,928,050	3,200,559	2,928,050
Total expenses	<u>31,089,060</u>	<u>36,397,817</u>	<u>39,712,774</u>	<u>37,388,109</u>	<u>70,801,835</u>	<u>73,785,926</u>
Excess before transfers	17,396,909	15,004,043	5,838,502	4,197,396	23,235,410	19,201,439
Transfers	<u>4,517,815</u>	<u>5,539,685</u>	<u>(4,517,815)</u>	<u>(5,539,685)</u>	<u>-</u>	<u>-</u>
Change in net position	21,914,719	20,543,728	1,320,686	(1,342,289)	23,235,410	19,201,439
Net position beginning of year	<u>114,291,021</u>	<u>93,747,293</u>	<u>118,341,371</u>	<u>119,683,660</u>	<u>232,632,392</u>	<u>213,430,951</u>
Net position end of year	<u>\$136,205,740</u>	<u>\$114,291,021</u>	<u>\$119,662,057</u>	<u>\$118,341,371</u>	<u>\$255,867,797</u>	<u>\$232,633,385</u>

Governmental Activities

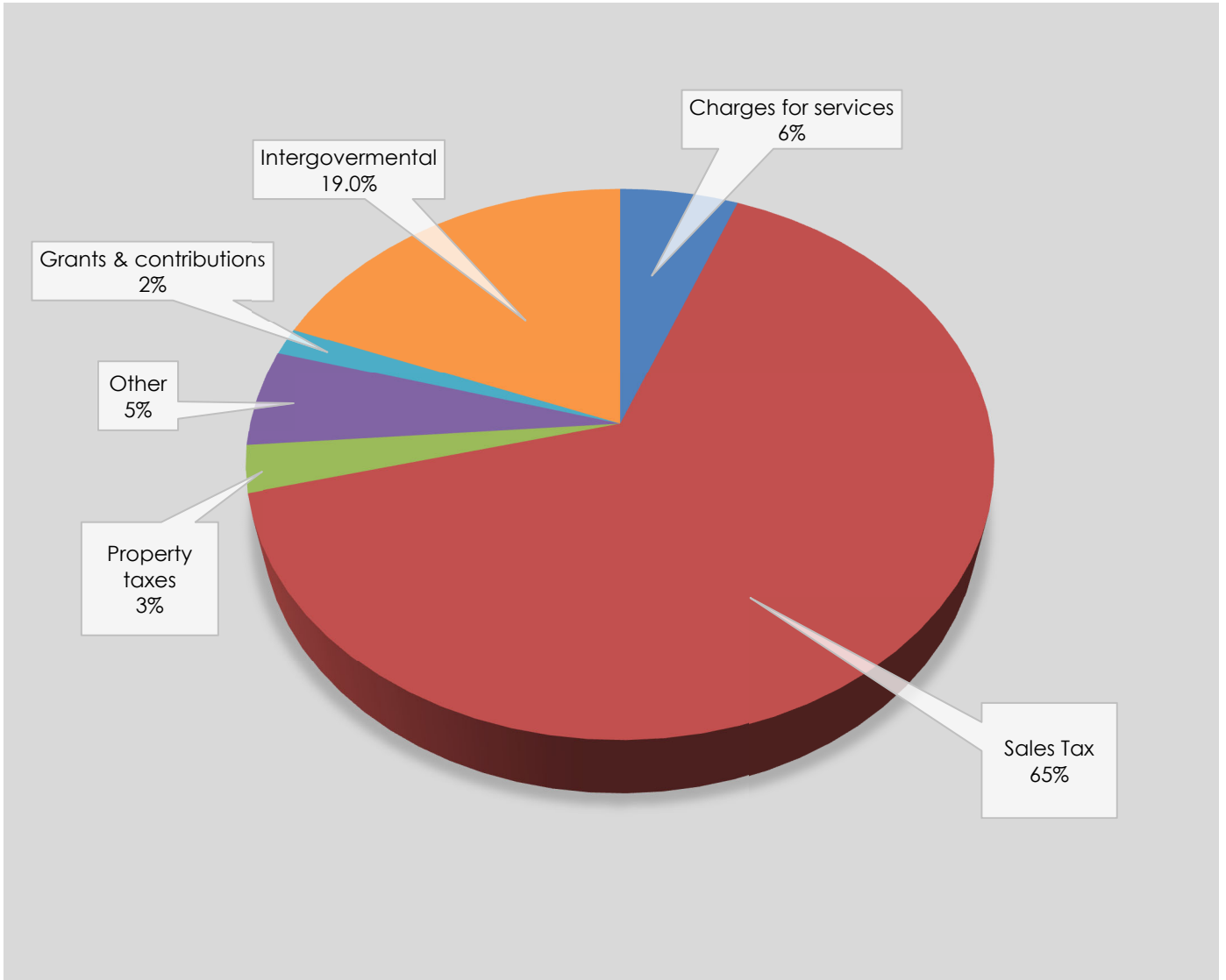
Revenues for the City's governmental activities for the year ended September 30, 2025, were \$48.5 million compared to \$51.4 million in 2024.

Program revenues for governmental activities decreased by \$7.9 million in 2025. The decrease is attributable to a decrease in capital grant revenue recognized in 2025 as

CITY OF RUSTON, LOUISIANA
MANAGEMENT'S DISCUSSION AND ANALYSIS
SEPTEMBER 30, 2025

projects were completed. General revenues increased by \$5.0 million from an increase in intergovernmental revenues.

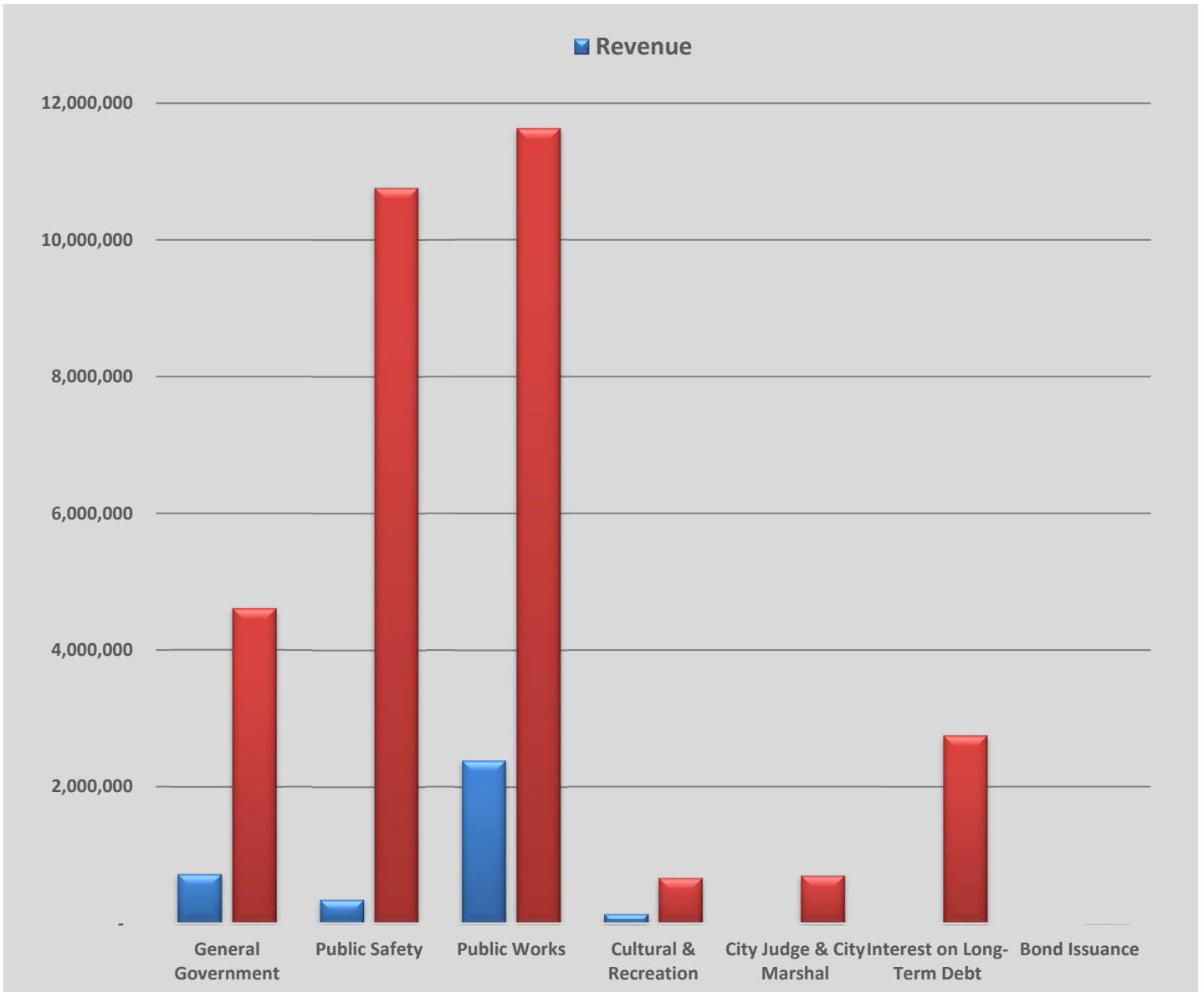
Revenue by Source – Governmental Activities



CITY OF RUSTON, LOUISIANA
 MANAGEMENT'S DISCUSSION AND ANALYSIS
 SEPTEMBER 30, 2025

The City's largest programs are general government, public safety, and public works. The graph below shows expenses and program revenues generated by governmental activities:

Expenses and Program Revenues – Governmental Activities



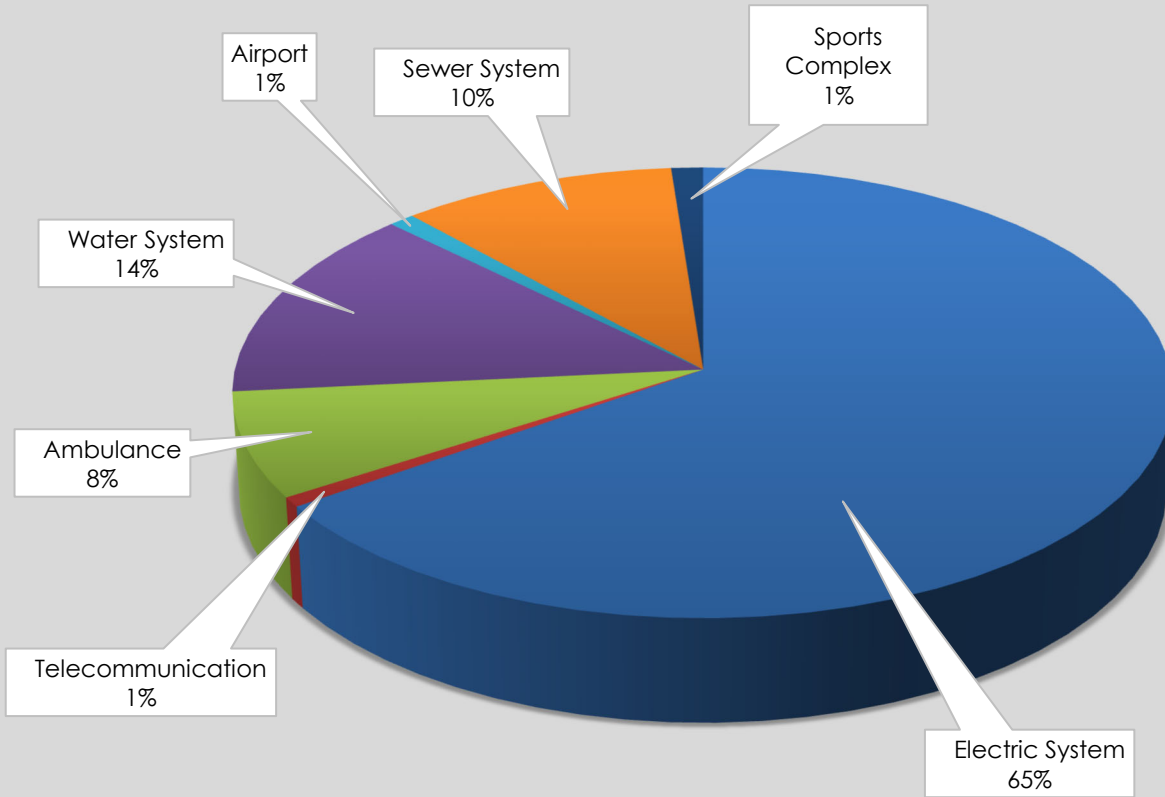
The cost of all governmental activities this year was \$31.1 million, a decrease of \$5.3 million from 2024. This decrease is predominantly due to decrease in costs related to capital projects as well as operation expenses of the City.

CITY OF RUSTON, LOUISIANA
MANAGEMENT'S DISCUSSION AND ANALYSIS
SEPTEMBER 30, 2025

Business-Type Activities

Total revenues for the City's business-type activities were \$43.7 million in 2025, an increase of \$2.1 million from 2024. This increase is primarily due to increases in electric and water utility rates.

Revenue by Source – Business-Type Activities

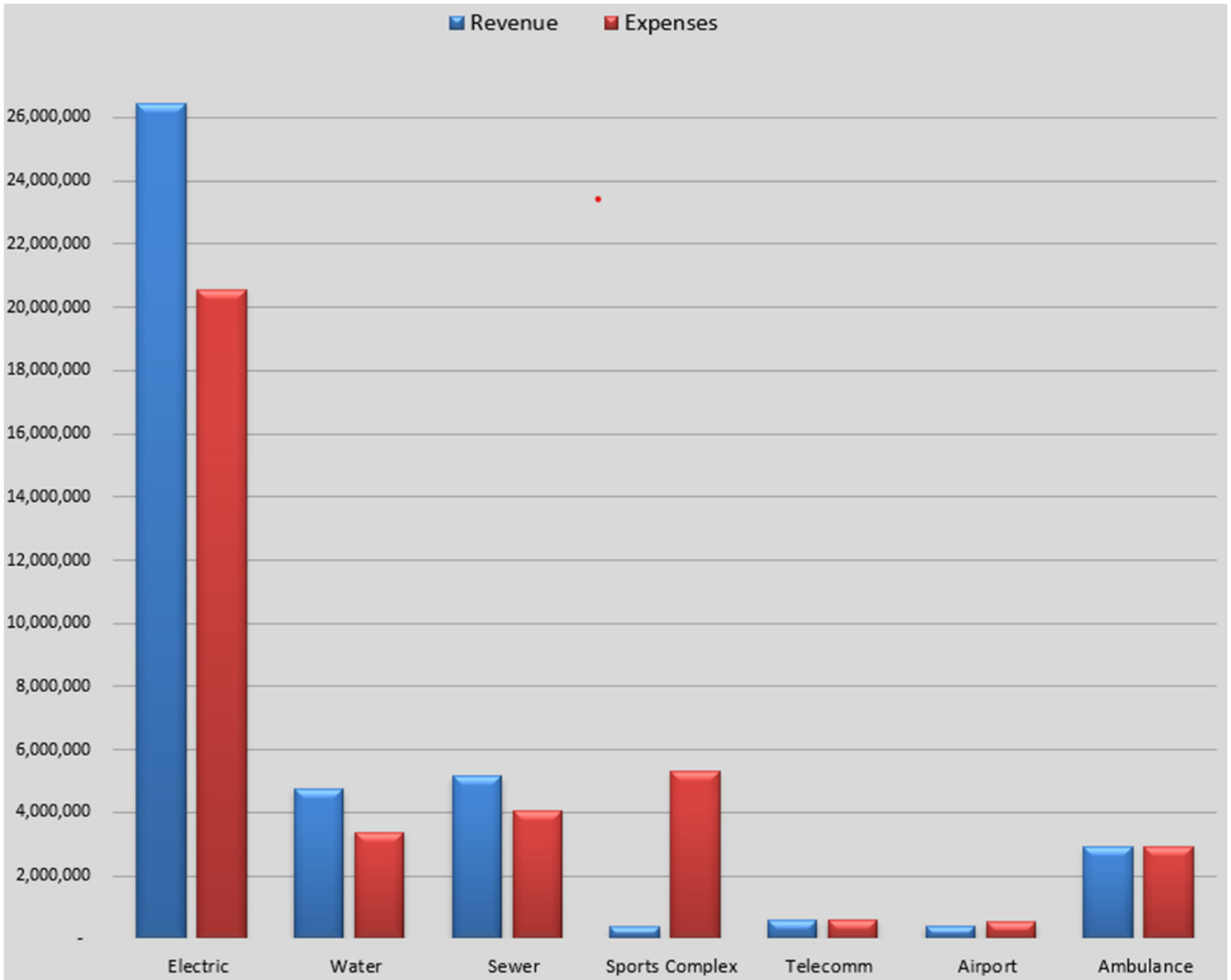


CITY OF RUSTON, LOUISIANA
MANAGEMENT'S DISCUSSION AND ANALYSIS
SEPTEMBER 30, 2025

Expenses and Program Revenues – Business-Type Activities

The costs of these activities were \$39.7 million, an increase of \$2.3 million from 2024. This increase is primarily related to higher operational costs in the Electric System.

Expenses and Program Revenues – Business-Type Activities



CITY OF RUSTON, LOUISIANA
MANAGEMENT'S DISCUSSION AND ANALYSIS
SEPTEMBER 30, 2025

Financial Analysis of the City of Ruston's Funds

Governmental Funds

As noted earlier, the City of Ruston uses fund accounting to ensure and demonstrate compliance with finance-related legal requirements.

The focus of the City's governmental funds is to provide information on near-term inflows, outflows, and balances of spendable resources. Such information is useful in assessing the City's financing requirements. Unassigned fund balance may serve as a useful measure of the City's net resources available for spending at the end of the fiscal year.

- The General Fund is the primary operating fund of the City of Ruston. At the end of the current fiscal year, fund balance of the General Fund was \$10.8 million. The fund balance of the General Fund increased by \$528,520.
- The 1968 Sales Tax Fund had a total fund balance of \$375,791, all of which was restricted for its specified purposes. Fund balance decreased \$7,657 as a result of a timing difference in the distribution of prior year sales tax collections.
- The 1985 Sales Tax Fund had an unassigned total fund balance of (\$39,756). Fund balance increased \$26,502 as a result of a timing difference in the distribution of prior year sales tax collections.
- The 1990 Sales Tax Fund had a total fund balance of \$871,409, all of which was restricted for its specified purpose. Fund balance decreased \$7,904 as a result of a timing difference in the distribution of prior year sales tax collections.
- The 2016 Sales Tax Fund had a total fund balance of \$8.5 million all of which was restricted for its specified purpose. Fund balance decreased \$1 million as a result of street overlay projects.
- The Ruston EDD#1 Sales Tax Fund had a total fund balance of \$2.7 million all of which was restricted for its specific purpose. Fund balance decreased \$192,273 as a result of a timing difference in the distribution of prior year sales tax collections
- Cooktown EDD Sales Tax Fund had a total fund balance of \$5,272, all of which was restricted for its specific purpose. Fund balance increased \$1,578 as a result of the net effect of a timing difference in the distribution of prior year sales tax collections and payments to the developer.
- Power & Water EDD Sales Tax Fund had a total fund balance of \$58, all of which was restricted for its specific purpose. Fund balance decreased \$1,478 as a result of the net effect of a timing difference in the distribution of prior year sales tax collections.
- The I-20 TID Fund had an unassigned total fund balance of (\$743,876). Fund balance increased \$232,576 as a result of increased spending towards I-20 Service Road construction projects.
- The Moving Ruston Forward Fund had an unassigned total fund balance of (\$7.8) million. Fund balance remained flat throughout the year.

CITY OF RUSTON, LOUISIANA
MANAGEMENT'S DISCUSSION AND ANALYSIS
SEPTEMBER 30, 2025

Proprietary funds

The City of Ruston's proprietary funds provide the same type of information found in the government-wide financial statements, but in more detail.

- The unrestricted net position of the Electric System was (\$39.6) million. Total net position for the Electric System decreased \$8.3 million as a result of transfers to other funds.
- The unrestricted net position for the Water System was \$19.8 million. Total net position for the Water System increased \$5.1 million.
- The unrestricted net position for the Sewer System was \$18.8 million. Total net position for the Sewer System increased \$3 million.
- The unrestricted net position for the Sports Complex was (\$1.8) million. Total net position for the Sports Complex decreased \$3.8 million.

General Fund Budgetary Highlights

The budget policy of the City of Ruston complies with state law, as amended, and as set forth in Louisiana Revised Statutes Title 39, Chapter 9, Louisiana Local Government Budget Act (LSA-R.S. 39:1301 et seq.).

The original budget for the General Fund of the City of Ruston was adopted on September 8, 2024. During the year, the City Council revised the City's budget once. The major differences between the original budget and the final budget were adjustments related to the timing of grant-related capital projects.

Capital Assets and Debt Administration

Capital Assets

The City of Ruston's gross investment in capital assets as of September 30, 2025, was \$325 million, net of depreciation. This investment in capital assets includes land, buildings, improvements, streets, drainage, furniture and equipment, and construction in progress.

CITY OF RUSTON, LOUISIANA
MANAGEMENT'S DISCUSSION AND ANALYSIS
SEPTEMBER 30, 2025

The following table shows capital assets at September 30, 2025 and 2024:

Capital Assets
(Net of depreciation)

	Governmental Activities		Business-Type Activities		Total	
	2025	2024	2025	2024	2025	2024
Land	\$ 17,429,230	\$ 17,433,745	\$ 12,668,435	\$ 12,507,562	\$ 30,097,665	\$ 29,941,307
Buildings & structures	8,122,518	7,940,670	27,510,499	27,427,405	35,633,017	35,368,075
Improvements other than buildings	48,658,034	35,384,745	61,472,275	61,564,256	110,130,309	96,949,001
Equipment	76,578,694	54,058,383	20,182,386	21,409,747	96,761,080	75,468,130
Infrastructure	11,262,918	11,728,253	-	-	11,262,918	11,728,253
Construction in progress	37,800,178	55,900,061	3,140,506	4,063,642	40,940,684	59,963,703
Total capital assets	\$199,851,573	\$182,445,859	\$124,974,104	\$126,972,611	\$324,825,673	\$309,418,470

Long-Term Debt

At the end of the current fiscal year, the City of Ruston had total debt outstanding of \$73.1 million. The following table summarizes bonds outstanding at September 30, 2025 and 2024:

Outstanding Debt

	Governmental Activities		Business-Type Activities		Total	
	2025	2024	2025	2024	2025	2024
Revenue bonds	\$67,005,000	\$73,380,000	\$ -	\$ -	\$67,005,000	\$73,380,000
Refunding sewer bonds	-	-	1,210,000	2,395,000	1,210,000	2,395,000
Revolving loans	-	-	4,898,683	5,307,683	4,898,683	5,307,683
Total outstanding debt	\$67,005,000	\$73,380,000	\$6,108,683	\$7,702,683	\$73,113,683	\$81,082,683

For additional information regarding capital assets and long-term debt, see Notes 6 and 8, respectively, in the Notes to the Basic Financial Statements.

Economic Factors and Next Year's Budgets and Rates

The following economic factors were considered when the budget for fiscal year 2025 was presented to the City Council:

- The plan is designed to continue supporting the following broadly stated objectives: (1) to improve current level of services to our citizens;(2) to continue improving City facilities and infrastructure; (3) to provide continuous support of residential expansion and economic development; and (4) to maintain and improve the quality of life for our citizens.
- For fiscal year 2025, the City originally budgeted a 6.0% increase in sales tax dollars compared to 2024.

CITY OF RUSTON, LOUISIANA
MANAGEMENT'S DISCUSSION AND ANALYSIS
SEPTEMBER 30, 2025

- Total expenditures were budgeted to be up \$3.9 million (5%) from prior year primarily due to several large capital projects beginning in fiscal year 2025 as well as the continued rising cost of materials and supplies. Health insurance costs increased slightly from 2024. Property tax continues to increase despite the City not rolling forward its millage rates in 2024 due to new construction added to the tax roll each year during this period of extraordinary growth. The next property reassessment year will be 2028.

Requests for Information

This financial report is designed to provide a general overview of the City of Ruston's finances for all those with an interest in the City of Ruston's finances. Questions concerning any of the information provided in this report or requests for additional financial information should be addressed to Julie Keen, City of Ruston Treasurer's Office, 401 North Trenton Street, Ruston, LA 71270 or by calling (318) 251-8651.

BASIC FINANCIAL STATEMENTS

CITY OF RUSTON, LOUISIANA
STATEMENT OF NET POSITION
SEPTEMBER 30, 2025

	Governmental Activities	Business-Type Activities	Total	Component Units
ASSETS				
Cash and cash equivalents	\$ 11,494,261	\$ 2,382,360	\$ 13,876,620	\$ 2,973,739
Investments	21,228,128	1,257,561	22,485,690	-
Receivables, net	4,043,806	3,179,960	7,223,766	334
Unbilled revenues	71,111	1,565,142	1,636,253	-
Due from other governments	-	-	-	15,750
Internal balances, net	8,768,792	-	8,768,792	-
Inventories	177,634	6,454,545	6,632,179	-
Prepaid items	10,118	13,524	23,642	1,155
Right to use leased assets, net of amortization	4,580,155	1,442,905	6,023,060	-
Capital assets:				
Land and construction in progress	55,229,408	15,808,941	71,038,349	-
Other capital assets, net of depreciation	144,622,164	109,165,166	253,787,330	276,344
Total assets	<u>250,225,577</u>	<u>141,270,104</u>	<u>391,495,681</u>	<u>3,267,322</u>
Deferred outflow of resources	4,718,076	-	4,718,076	15,206
LIABILITIES				
Accounts payable	3,820,757	3,073,341	6,894,098	12,665
Accrued liabilities	1,971,857	156,173	2,128,030	6,777
Internal balances, net	-	8,768,792	8,768,792	-
Claims	1,244,605	-	1,244,605	-
Customer deposits	-	1,547,099	1,547,099	-
Accrued interest	498,966	45,556	544,522	-
Unearned revenue	9,026	19,206	28,232	-
Non-current liabilities:				
Due within one year	8,080,808	2,222,049	10,302,857	-
Due in more than one year	65,015,021	5,775,826	70,790,847	-
Net pension liability	20,058,672	-	20,058,672	169,776
Post employment benefit obligation	15,098,693	-	15,098,693	-
Total liabilities	<u>115,798,405</u>	<u>21,608,043</u>	<u>137,406,448</u>	<u>189,218</u>
Deferred inflow of resources	2,939,506	-	2,939,506	52,798
NET POSITION				
Invested in capital assets, net of related debt	132,846,572	118,865,421	251,711,993	276,344
Restricted for:				
Sales Tax Funds	12,391,053	-	12,391,053	-
I-20 TID Fund	14,126,334	-	14,126,334	-
Moving Ruston Forward Fund	-	-	-	-
Sports Complex Phase II Fund	5,308,366	-	5,308,366	-
Ruston Parks and Recreation Fund	3,624,172	-	3,624,172	-
Section 8 Housing Voucher Fund	(48,885)	-	(48,885)	-
Ruston City Marshal	-	-	-	67,554
Unrestricted	(32,041,873)	796,634	(31,245,239)	2,696,614
Total net position	<u>\$ 136,205,740</u>	<u>\$ 119,662,057</u>	<u>\$ 255,867,797</u>	<u>\$ 3,040,512</u>

CITY OF RUSTON, LOUISIANA
STATEMENT OF ACTIVITIES
YEAR ENDED SEPTEMBER 30, 2025

	<u>Program Revenues</u>				<u>Net (Expenses) Revenue and Changes in Net Position</u>			<u>Component Units</u>
	<u>Expenses</u>	<u>Charges for Services</u>	<u>Operating</u>	<u>Capital</u>	<u>Primary Government</u>			
			<u>Grants and Contributions</u>	<u>Grants and Contributions</u>	<u>Governmental Activities</u>	<u>Business-type Activities</u>	<u>Total</u>	
Primary Government:								
Governmental activities:								
General government	\$ 4,602,762	\$ 500,069	\$ -	\$ 225,523	\$ (3,877,170)	\$ -	\$ (3,877,170)	
Public safety	10,760,803	323,118	-	28,296	(10,409,389)	-	(10,409,389)	
Public works	11,627,911	1,870,046	-	516,580	(9,241,285)	-	(9,241,285)	
Cultural and recreation	665,892	142,939	-	-	(522,953)	-	(522,953)	
Ruston City Judge and City Marshal	697,638	-	-	-	(697,638)	-	(697,638)	
Interest on long-term debt	2,744,284	-	-	-	(2,744,284)	-	(2,744,284)	
Bond issuance costs	(10,231)	-	-	-	10,231	-	10,231	
Total governmental activities	<u>31,089,060</u>	<u>2,836,172</u>	<u>-</u>	<u>770,399</u>	<u>(27,482,489)</u>	<u>-</u>	<u>(27,482,489)</u>	
Business-type activities:								
Electric System	22,620,385	28,418,791	-	69,500	-	5,867,906	5,867,906	
Water System	3,395,959	5,078,324	-	984,254	-	2,666,619	2,666,619	
Sewer System	4,104,085	4,321,151	-	255,190	-	472,256	472,256	
Sports Complex	5,409,462	528,139	-	-	-	(4,881,323)	(4,881,323)	
Telecommunication	430,352	304,123	-	-	-	(126,229)	(126,229)	
Airport	551,972	27,699	-	406,235	-	(118,038)	(118,038)	
Ambulance	3,200,559	3,307,333	-	-	-	106,774	106,774	
Total business-type activities	<u>39,712,774</u>	<u>41,985,560</u>	<u>-</u>	<u>1,715,179</u>	<u>-</u>	<u>3,987,965</u>	<u>3,987,965</u>	
Total primary government	<u><u>70,801,834</u></u>	<u><u>44,821,732</u></u>	<u><u>-</u></u>	<u><u>2,485,578</u></u>	<u><u>(27,482,489)</u></u>	<u><u>3,987,965</u></u>	<u><u>(23,494,524)</u></u>	
Component units:								
Ruston City Judge	768,668	368,602	558,577					\$ 158,511
Ruston City Marshal	2,132,358	1,631,735	524,392					23,769
Total component units	<u><u>\$ 2,901,026</u></u>	<u><u>\$ 2,000,337</u></u>	<u><u>\$ 1,082,969</u></u>					<u><u>182,280</u></u>
General revenues:								
Taxes:								
Property taxes					1,316,671	-	1,316,671	-
Sales taxes:								
General purpose					19,269,846	-	19,269,846	-
Recreation facilities and programs					734,188	-	734,188	-
Street and drainage facilities					600,000	-	600,000	-
Fire protection					2,353,995	-	2,353,995	-
Police protection					2,353,995	-	2,353,995	-
Drug prevention programs					50,000	-	50,000	-
Debt service					6,066,860	-	6,066,860	-
Other					946,106	-	946,106	-
Intergovernmental					9,399,644	-	9,399,644	-
Investment earnings					1,328,108	83,554	1,411,662	119,017
Rent					4,054	162,801	166,855	-
Miscellaneous					205,063	30,714	235,777	8,193
Proceeds from sale of assets					250,866	1,573,468	1,824,334	-
Transfers					4,517,815	(4,517,815)	-	-
Total general revenues and transfers					<u>49,397,211</u>	<u>(2,667,278)</u>	<u>46,729,933</u>	<u>127,210</u>
Change in net position					21,914,719	1,320,687	23,235,406	309,490
Net position - beginning					114,291,021	118,341,370	232,632,391	2,731,022
Net position - ending					<u><u>\$ 136,205,740</u></u>	<u><u>\$ 119,662,057</u></u>	<u><u>\$ 255,867,797</u></u>	<u><u>\$ 3,040,512</u></u>

CITY OF RUSTON, LOUISIANA
BALANCE SHEET
GOVERNMENTAL FUNDS
SEPTEMBER 30, 2025

	<u>General</u>	<u>1968 Sales Tax</u>	<u>1985 Sales Tax</u>	<u>1990 Sales Tax</u>	<u>2016 Sales Tax</u>
ASSETS					
Cash and cash equivalents	\$ 1,273,120	\$ 6,746	\$ -	\$ -	\$ 6,914,410
Investments	5,319,091	-	-	-	-
Receivables, net	737,846	354,640	531,960	354,641	531,960
Unbilled revenues	71,111	-	-	-	-
Due from other funds	17,738,163	571,769	-	517,231	1,469,863
Inventories	177,634	-	-	-	-
Prepaid items	5,118	-	-	-	-
Total assets	<u>\$ 25,322,083</u>	<u>\$ 933,155</u>	<u>\$ 531,960</u>	<u>\$ 871,871</u>	<u>\$ 8,916,233</u>
LIABILITIES AND FUND BALANCES					
Liabilities:					
Accounts payable	\$ 1,515,820	\$ -	\$ -	\$ -	\$ -
Accrued liabilities	1,189,235	-	-	-	434,000
Due to other funds	11,835,238	557,364	571,715	462	54
Unearned revenue	-	-	-	-	-
Total liabilities	<u>14,540,293</u>	<u>557,364</u>	<u>571,715</u>	<u>462</u>	<u>434,054</u>
Fund Balances:					
Nonspendable:					
Inventories	177,634	-	-	-	-
Prepaid items	5,118	-	-	-	-
Spendable:					
Restricted	-	375,791	(39,756)	871,409	8,482,179
Assigned	7,260,369	-	-	-	-
Unassigned	3,338,669	-	-	-	-
Total fund balances	<u>10,781,790</u>	<u>375,791</u>	<u>(39,756)</u>	<u>871,409</u>	<u>8,482,179</u>
Total liabilities and fund balances	<u>\$ 25,322,083</u>	<u>\$ 933,155</u>	<u>\$ 531,960</u>	<u>\$ 871,871</u>	<u>\$ 8,916,233</u>

See accompanying notes to basic financial statements.

CITY OF RUSTON, LOUISIANA
BALANCE SHEET
GOVERNMENTAL FUNDS
SEPTEMBER 30, 2025

<u>Ruston EDD#1 Sales Tax</u>	<u>Cooktown EDD Sales Tax</u>	<u>Power & Water EDD Sales Tax</u>	<u>I-20 TID</u>	<u>Moving Ruston Forward</u>	<u>Nonmajor Governmental</u>	<u>Total Governmental</u>
\$ 2,652,123	\$ 47,831	\$ 8,900	\$ 154,558	\$ 647	\$ 239,223	\$ 11,297,557
-	-	-	-	-	15,221,269	20,540,360
228,508	11,604	1,295	-	-	1,290,384	4,042,838
-	-	-	-	-	-	71,111
-	-	-	2,545,832	4,400	7,948,851	30,796,110
-	-	-	-	-	-	177,634
-	-	-	-	-	-	5,118
<u>\$ 2,880,632</u>	<u>\$ 59,435</u>	<u>\$ 10,195</u>	<u>\$ 2,700,389</u>	<u>\$ 5,047</u>	<u>\$ 24,699,727</u>	<u>\$ 66,930,729</u>
\$ -	\$ 31,731	\$ 10,137	\$ 2,196,077	\$ -	\$ 56,131	\$ 3,809,898
64,966	-	-	271,620	-	7,669	1,967,489
119,508	22,432	-	976,568	7,758,997	879,793	22,722,131
-	-	-	-	-	9,026	9,026
<u>184,474</u>	<u>54,163</u>	<u>10,137</u>	<u>3,444,265</u>	<u>7,758,997</u>	<u>952,620</u>	<u>28,508,546</u>
-	-	-	-	-	-	177,634
-	-	-	-	-	-	5,118
2,696,158	5,272	58	-	-	23,747,107	36,138,219
-	-	-	-	-	-	7,260,369
-	-	-	(743,876)	(7,753,950)	-	(5,159,157)
<u>2,696,158</u>	<u>5,272</u>	<u>58</u>	<u>(743,876)</u>	<u>(7,753,950)</u>	<u>23,747,107</u>	<u>38,422,182</u>
<u>\$ 2,880,632</u>	<u>\$ 59,435</u>	<u>\$ 10,195</u>	<u>\$ 2,700,389</u>	<u>\$ 5,047</u>	<u>\$ 24,699,727</u>	<u>\$ 66,930,729</u>

See accompanying notes to basic financial statements.

CITY OF RUSTON, LOUISIANA
RECONCILIATION OF GOVERNMENTAL FUNDS BALANCE SHEET
TO THE STATEMENT OF NET POSITION
SEPTEMBER 30, 2025

Fund balance - governmental funds		\$ 38,422,182
<p>Amounts reported for governmental activities in the statement of net assets are different because of the following:</p>		
<p>Capital assets used in governmental activities are not financial resources and therefore are not reported in the governmental funds.</p>		
Governmental capital assets	\$ 249,460,841	
Accumulated depreciation	<u>(49,609,269)</u>	199,851,572
<p>Right to use leased assets used in governmental activities are not financial resources and therefore are not reported in the governmental funds.</p>		
Right to use assets at historical cost	6,627,473	
Accumulated amortization	<u>(2,047,318)</u>	4,580,155
<p>Deferred outflows and inflows of resources are not available to pay current period expenditures and therefore are not reported in governmental funds.</p>		
Deferred outflow of resources related to pensions	4,718,076	
Deferred inflow of resources related to pensions	<u>(2,939,506)</u>	1,778,570
Net pension liability in MERS, FRS and MPERS		(20,058,672)
Unfunded post employment benefit obligations are not financial resources and therefore are not reported in the funds		(15,098,693)
<p>Nor Long-term liabilities including bonds payable are not due and payable in the current period and therefore are not reported in the governmental funds.</p>		
Accrued interest payable	(498,966)	
Bonds, notes and loans payable	(67,005,000)	
Lease liability	(4,939,289)	
Compensated absences	<u>(1,151,540)</u>	(73,594,795)
<p>Internal service funds are used by management to charge the costs of certain activities to individual funds. The assets and liabilities of the internal service funds are reported with governmental activities. Capital assets and compensated absences are excluded from this number as they have already been taken into consideration in line items above.</p>		
		<u>325,421</u>
Net position - governmental activities		<u><u>\$ 136,205,740</u></u>

CITY OF RUSTON, LOUISIANA
STATEMENT OF REVENUES, EXPENDITURES, AND CHANGES IN FUND BALANCES
GOVERNMENTAL FUNDS
YEAR ENDED SEPTEMBER 30, 2025

	General	1968 Sales Tax	1985 Sales Tax	1990 Sales Tax	2016 Sales Tax
REVENUES					
Taxes:					
Property	\$ 1,316,671	\$ -	\$ -	\$ -	\$ -
Sales	-	4,410,824	6,646,830	4,410,824	6,515,552
Other	946,106	-	-	-	-
Licenses and permits	435,359	-	-	-	-
Intergovernmental	5,560,419	-	-	-	-
Charges for services	1,879,542	-	-	-	-
Fines and forfeitures	378,332	-	-	-	-
Investment earnings	181,127	489	-	-	140,548
Rent	2,654	-	-	-	-
Grants	770,399	-	-	-	-
Miscellaneous	204,963	-	-	-	-
Total revenues	<u>11,675,572</u>	<u>4,411,313</u>	<u>6,646,830</u>	<u>4,410,824</u>	<u>6,656,100</u>
EXPENDITURES					
Current:					
General government	6,940,970	980	738	738	670
Public safety	13,892,837	-	-	-	-
Public works	14,699,125	-	-	-	-
Culture and recreation	-	-	-	-	-
City Judge and City Marshal	681,572	-	-	-	-
Debt service:					
Principal	-	-	-	-	1,745,000
Interest and other charges	-	-	-	-	1,360,167
Bond issuance costs	-	-	-	-	-
Total expenditures	<u>36,214,504</u>	<u>980</u>	<u>738</u>	<u>738</u>	<u>3,105,837</u>
Excess (deficiency) of revenues over (under) expenditures	<u>(24,538,933)</u>	<u>4,410,333</u>	<u>6,646,092</u>	<u>4,410,086</u>	<u>3,550,263</u>
OTHER FINANCING SOURCES (USES)					
Proceeds from sale of assets	250,866	-	-	-	-
Transfers in	31,760,283	-	-	-	-
Transfers (out)	(6,943,697)	(4,417,990)	(6,619,590)	(4,417,990)	(4,579,505)
Total other financing sources (uses)	<u>25,067,452</u>	<u>(4,417,990)</u>	<u>(6,619,590)</u>	<u>(4,417,990)</u>	<u>(4,579,505)</u>
Net change in fund balances	528,520	(7,657)	26,502	(7,904)	(1,029,242)
Fund balances - beginning	<u>10,253,270</u>	<u>383,448</u>	<u>(66,258)</u>	<u>879,313</u>	<u>9,511,421</u>
Fund balances - ending	<u>\$ 10,781,790</u>	<u>\$ 375,791</u>	<u>\$ (39,756)</u>	<u>\$ 871,409</u>	<u>\$ 8,482,179</u>

CITY OF RUSTON, LOUISIANA
STATEMENT OF REVENUES, EXPENDITURES, AND CHANGES IN FUND BALANCES
GOVERNMENTAL FUNDS
YEAR ENDED SEPTEMBER 30, 2025

Ruston EDD#1 Sales Tax	Cooktown EDD Sales Tax	Power & Water EDD Sales Tax	I-20 TID	Moving Ruston Forward	Nonmajor Governmental	Total Governmental
\$ -	\$ -	\$ -	\$ -	\$ -	\$ -	\$ 1,316,671
2,499,181	135,976	8,651	-	-	6,801,048	31,428,886
-	-	-	-	-	-	946,106
-	-	-	-	-	-	435,359
-	-	-	2,446,767	-	1,392,458	9,399,644
-	-	-	-	-	142,939	2,022,481
-	-	-	-	-	-	378,332
31,644	899	7	7,922	84	806,450	1,169,170
-	-	-	-	-	1,400	4,054
-	-	-	-	-	-	770,399
-	-	-	-	-	100	205,063
<u>2,530,825</u>	<u>136,875</u>	<u>8,658</u>	<u>2,454,689</u>	<u>84</u>	<u>9,144,395</u>	<u>48,076,165</u>
430	135,297	10,136	-	-	1,452,483	8,542,442
-	-	-	-	-	-	13,892,837
-	-	-	10,703,166	579,091	-	25,981,382
-	-	-	-	-	602,899	602,899
-	-	-	-	-	-	681,572
2,520,000	-	-	-	-	2,110,000	6,375,000
202,668	-	-	-	-	1,093,999	2,656,834
-	-	-	-	-	(10,231)	(10,231)
<u>2,723,098</u>	<u>135,297</u>	<u>10,136</u>	<u>10,703,166</u>	<u>579,091</u>	<u>5,249,150</u>	<u>58,722,735</u>
(192,273)	1,578	(1,478)	(8,248,477)	(579,007)	3,895,245	(10,646,571)
-	-	-	-	-	-	250,866
-	-	-	10,475,000	596,320	776,101	43,607,704
-	-	-	(1,993,947)	-	(10,750,072)	(39,722,791)
-	-	-	<u>8,481,053</u>	<u>596,320</u>	<u>(9,973,971)</u>	<u>4,135,779</u>
(192,273)	1,578	(1,478)	232,576	17,313	(6,078,726)	(6,510,791)
<u>2,888,431</u>	<u>3,694</u>	<u>1,536</u>	<u>(976,452)</u>	<u>(7,771,263)</u>	<u>29,825,833</u>	<u>44,932,974</u>
<u>\$ 2,696,158</u>	<u>\$ 5,272</u>	<u>\$ 58</u>	<u>\$ (743,876)</u>	<u>\$ (7,753,950)</u>	<u>\$ 23,747,107</u>	<u>\$ 38,422,182</u>

CITY OF RUSTON, LOUISIANA
RECONCILIATION OF GOVERNMENTAL FUNDS STATEMENT OF REVENUES, EXPENDITURES,
AND CHANGES IN FUND BALANCES TO STATEMENT OF ACTIVITIES
YEAR ENDED SEPTEMBER 30, 2025

Net change in fund balance - governmental funds \$ (6,510,791)

Amounts reported for governmental activities in the statement of activities are different because of the following:

Governmental funds report capital outlays as expenditures. However, in the statement of activities, the cost of those assets is allocated over their estimated useful lives and reported as depreciation expense.

Capital outlay	\$ 21,373,883	
Depreciation expense	(3,868,133)	
Retired assets, net	<u>(108,320)</u>	17,397,430
Right to use assets	2,780,133	
Amortization expense for intangible assets	<u>(1,517,398)</u>	1,262,735

The issuance of long-term debt provides current financial resources to governmental funds, while the repayment of the principal of long-term debt consumes the current financial resources of governmental funds. Neither transaction, however, has any effect on net position. Governmental funds report the effect of issuance costs, premiums, discounts, and similar items when debt is first issued, whereas these amounts are deferred and amortized in the statement of activities. The detail of these differences in the treatment of long-term debt and related items is as follows:

Principal payments	<u>6,375,000</u>	6,375,000
--------------------	------------------	-----------

The changes in other long-term assets and liabilities are reported in the statement of activities, but do not affect current financial resources of governmental funds. The changes are as follows:

Net lease liability - increase	(924,473)	
Net pension liability - decrease	2,451,303	
Net post employment benefit liability - decrease	<u>2,095,881</u>	3,622,711

Some expenses reported in the statement of activities do not require the use of current financial resources and, therefore, are not reported as expenditures in governmental funds.

Compensated absences - decrease	405,469	
Accrued interest - decrease	<u>44,625</u>	450,094

Internal service funds are used by management to charge the costs of certain activities to individual funds. The net revenue of the internal service funds is reported with governmental activities.

(682,459)

Change in net position - governmental activities \$ 21,914,719

CITY OF RUSTON, LOUISIANA
STATEMENT OF NET POSITION
PROPRIETARY FUNDS
SEPTEMBER 30, 2025

Business-Type Activities
Enterprise Funds

Governmental
Activities

	Business-Type Activities							Governmental Activities	
	Major Funds				Nonmajor Funds				
	Electric System	Water System	Sewer System	Sports Complex	Telecom	Airport	Ambulance		Total
ASSETS									
Current assets:									
Cash and cash equivalents	\$ 553,990	\$ 3,046	\$ 150,966	\$ 1,779	\$ 468	\$ 22,412	\$ 1,367	\$ 734,028	\$ 196,704
Investments	351,753	302,150	-	-	-	-	-	653,903	687,768
Receivables, net	1,878,400	544,416	216,330	150,810	-	62,010	327,994	3,179,960	968
Unbilled revenue	1,087,375	259,015	184,899	-	-	-	33,853	1,565,142	-
Due from other funds	3,282,789	22,370,452	21,401,013	41,876	4,927,350	97,113	2,920,805	55,041,399	1,721,837
Inventories	6,167,196	245,431	41,918	-	-	-	-	6,454,545	-
Prepaid items	6,340	3,089	3,678	-	-	-	418	13,524	5,000
Total current assets	<u>13,327,843</u>	<u>23,727,598</u>	<u>21,998,804</u>	<u>194,465</u>	<u>4,927,819</u>	<u>181,535</u>	<u>3,284,438</u>	<u>67,642,501</u>	<u>2,612,277</u>
Noncurrent assets:									
Restricted:									
Cash and cash equivalents	-	754,323	894,008	-	-	-	-	1,648,331	-
Investments	101,135	123,378	379,145	-	-	-	-	603,658	-
Right to use leased assets, net of amortization	977,897	134,906	312,339	17,762	-	-	-	1,442,905	-
Capital assets:									
Land	627,501	75,070	209,801	10,505,995	-	1,250,068	-	12,668,435	-
Construction in progress	390,321	1,147,298	806,050	-	-	796,837	-	3,140,506	-
Buildings	6,976,850	119,463	1,271,107	27,491,583	-	1,131,741	-	36,990,743	8,580
Land improvements	-	-	-	16,799,929	-	-	-	16,799,929	-
Improvements other than buildings	-	-	-	-	-	16,090,217	-	16,090,217	-
Equipment	17,456,268	1,389,692	36,452,461	12,480,740	-	425,004	1,864,962	70,069,126	66,088
Distribution and collection systems	46,860,672	20,324,488	23,833,261	-	-	-	-	91,018,421	-
Less accumulated depreciation	(46,676,592)	(13,499,005)	(36,916,616)	(15,490,560)	-	(8,258,724)	(961,776)	(121,803,273)	(66,428)
Total capital assets (net of accumulated depreciation)	<u>25,635,020</u>	<u>9,557,006</u>	<u>25,656,063</u>	<u>51,787,687</u>	<u>-</u>	<u>11,435,142</u>	<u>903,186</u>	<u>124,974,104</u>	<u>8,240</u>
Total noncurrent assets	<u>26,714,052</u>	<u>10,569,612</u>	<u>27,241,555</u>	<u>51,805,449</u>	<u>-</u>	<u>11,435,142</u>	<u>903,186</u>	<u>128,668,998</u>	<u>8,240</u>
Total assets	<u>40,041,895</u>	<u>34,297,210</u>	<u>49,240,359</u>	<u>51,999,914</u>	<u>4,927,819</u>	<u>11,616,677</u>	<u>4,187,623</u>	<u>196,311,499</u>	<u>2,620,517</u>

CITY OF RUSTON, LOUISIANA
STATEMENT OF NET POSITION
PROPRIETARY FUNDS
SEPTEMBER 30, 2025

Business-Type Activities
Enterprise Funds

Governmental
Activities

	Major Funds				Nonmajor Funds			Total	Internal Service
	Electric System	Water System	Sewer System	Sports Complex	Telecom	Airport	Ambulance		
LIABILITIES									
Current liabilities:									
Accounts payable	1,705,661	679,819	631,791	36,615	17	4,469	14,969	3,073,341	10,859
Accrued liabilities	62,143	59,853	21,504	11,250	1,043	380	-	156,173	4,368
Due to other funds	49,561,106	4,041,122	3,747,822	1,911,630	163,823	2,262,839	2,121,850	63,810,192	1,027,024
Claims and judgments	-	-	-	-	-	-	-	-	1,244,605
Lease liability	334,185	40,826	110,976	4,912	-	-	-	490,899	-
Compensated absences	26,732	8,479	26,539	658	-	-	43,742	106,150	10,092
Total current liabilities	<u>51,689,827</u>	<u>4,830,100</u>	<u>4,538,632</u>	<u>1,965,065</u>	<u>164,883</u>	<u>2,267,688</u>	<u>2,180,562</u>	<u>67,636,756</u>	<u>2,296,948</u>
Current liabilities payable from restricted assets:									
Customer deposits	1,543,524	-	-	-	-	3,575	-	1,547,099	-
Bonds payable	-	-	1,210,000	-	-	-	-	1,210,000	-
DEQ Clean Drinking Water revolving loan	-	-	282,000	-	-	-	-	282,000	-
DHH revolving loan	-	133,000	-	-	-	-	-	133,000	-
Accrued interest	44,316	237	983	20	-	-	-	45,556	-
Total current liabilities payable from restricted assets	<u>1,587,840</u>	<u>133,237</u>	<u>1,492,983</u>	<u>20</u>	<u>-</u>	<u>3,575</u>	<u>-</u>	<u>3,217,655</u>	<u>-</u>
Noncurrent liabilities:									
Compensated absences	80,196	25,437	79,617	1,974	-	-	131,227	318,451	30,274
Unearned revenue	-	-	-	-	-	-	19,206	19,206	-
DEQ Clean Drinking Water revolving loan	-	-	3,918,683	-	-	-	-	3,918,683	-
DHH revolving loan	-	565,000	-	-	-	-	-	565,000	-
Lease liability	666,755	95,247	198,691	12,999	-	-	-	973,692	-
Total noncurrent liabilities	<u>746,951</u>	<u>685,684</u>	<u>4,196,991</u>	<u>14,973</u>	<u>-</u>	<u>-</u>	<u>150,433</u>	<u>5,795,032</u>	<u>30,274</u>
Total liabilities	<u>54,024,618</u>	<u>5,649,020</u>	<u>10,228,606</u>	<u>1,980,058</u>	<u>164,883</u>	<u>2,271,263</u>	<u>2,330,994</u>	<u>76,649,443</u>	<u>2,327,222</u>
NET POSITION									
Net investment in capital assets	25,635,020	8,859,006	20,245,381	51,787,687	-	11,435,142	903,186	118,865,421	8,240
Unrestricted	<u>(39,617,743)</u>	<u>19,789,184</u>	<u>18,766,372</u>	<u>(1,767,830)</u>	<u>4,762,935</u>	<u>(2,089,728)</u>	<u>953,443</u>	<u>796,634</u>	<u>285,055</u>
Total net position	<u>\$ (13,982,723)</u>	<u>\$ 28,648,189</u>	<u>\$ 39,011,753</u>	<u>\$ 50,019,857</u>	<u>\$ 4,762,935</u>	<u>\$ 9,345,414</u>	<u>\$ 1,856,629</u>	<u>\$ 119,662,057</u>	<u>\$ 293,295</u>

CITY OF RUSTON, LOUISIANA
STATEMENT OF REVENUES, EXPENSES, AND CHANGES IN FUND NET POSITION
PROPRIETARY FUNDS
YEAR ENDED SEPTEMBER 30, 2025

	Business-Type Activities Enterprise Funds							Governmental Activities	
	Major Funds				Nonmajor Funds			Internal Service Funds	
	Electric System	Water System	Sewer System	Sports Complex	Telecom	Airport	Ambulance		Total
OPERATING REVENUES									
Charges for services	\$ 28,418,791	\$ 5,078,324	\$ 4,321,151	\$ 528,139	\$ 304,123	\$ 27,699	\$ 3,307,333	\$ 41,985,560	\$ 5,127,978
Premiums paid by retired employees	-	-	-	-	-	-	-	-	212,249
Rent income	-	-	-	81,027	-	81,774	-	162,801	-
Miscellaneous	-	-	5,270	25,087	-	357	-	30,714	-
Total operating revenues	28,418,791	5,078,324	4,326,421	634,253	304,123	109,830	3,307,333	42,179,075	5,340,227
OPERATING EXPENSES									
Personnel services	3,424,037	975,774	970,517	805,903	66,780	25,018	2,562,643	8,830,672	216,505
Operating services	3,845,613	1,619,635	1,061,463	588,064	176,258	140,349	325,934	7,757,316	18,911
Materials and supplies	13,145,081	148,346	86,683	97,379	-	4,541	190,841	13,672,870	8,866
Travel and other	36,406	8,265	6,057	-	-	-	63,564	114,292	1,294
Depreciation	1,780,848	557,260	1,804,605	3,912,887	187,314	382,064	57,577	8,682,555	144
Claims	-	-	-	-	-	-	-	-	3,007,555
Insurance premiums	-	-	-	-	-	-	-	-	3,561,250
Total operating expenses	22,231,985	3,309,280	3,929,325	5,404,233	430,352	551,972	3,200,559	39,057,706	6,814,525
Operating income (loss)	6,186,806	1,769,044	397,096	(4,769,980)	(126,229)	(442,142)	106,774	3,121,369	(1,474,298)
NONOPERATING REVENUES (EXPENSES)									
Investment earnings	28,280	18,804	31,700	2,263	812	400	1,295	83,554	158,938
Capital grants	69,500	984,254	255,190	-	-	406,235	-	1,715,179	-
Interest expense	(32,275)	(29,932)	(66,686)	(272)	-	-	-	(129,165)	-
Amortization	(356,125)	(56,747)	(108,074)	(4,957)	-	-	-	(525,903)	-
Total nonoperating revenues (expenses)	(290,620)	916,379	112,130	(2,966)	812	406,635	1,295	1,143,665	158,938
Income (loss) before transfers	5,896,186	2,685,423	509,226	(4,772,946)	(125,417)	(35,508)	108,069	4,265,034	(1,315,360)
OTHER FINANCING SOURCES (USES)									
Gain (loss) on sale of assets	-	-	-	150,000	1,423,468	-	-	1,573,468	-
Transfers in	1,206,925	3,640,423	3,661,324	1,364,859	3,101,228	556,012	2,213,987	15,744,758	632,901
Transfers (out)	(15,419,303)	(1,152,033)	(1,166,000)	(498,597)	(300,897)	(378,543)	(1,347,200)	(20,262,573)	-
Total other financing sources (uses)	(14,212,378)	2,488,390	2,495,324	1,016,262	4,223,799	177,469	866,787	(2,944,347)	632,901
Change in net position	(8,316,192)	5,173,813	3,004,550	(3,756,684)	4,098,382	141,961	974,856	1,320,687	(682,459)
Total net position - beginning	(5,666,531)	23,474,376	36,007,203	53,776,541	664,553	9,203,453	881,773	118,341,370	975,752
Total net position - ending	<u>\$ (13,982,723)</u>	<u>\$ 28,648,189</u>	<u>\$ 39,011,753</u>	<u>\$ 50,019,857</u>	<u>\$ 4,762,935</u>	<u>\$ 9,345,414</u>	<u>\$ 1,856,629</u>	<u>\$ 119,662,057</u>	<u>\$ 293,295</u>

CITY OF RUSTON, LOUISIANA
STATEMENT OF CASH FLOWS
PROPRIETARY FUNDS
YEAR ENDED SEPTEMBER 30, 2025

	Business-Type Activities Enterprise Funds							Governmental Activities	
	Major Funds				Nonmajor Funds				
	Electric System	Water System	Sewer System	Sports Complex	Telecom	Airport	Ambulance		Total
CASH FLOWS FROM OPERATING ACTIVITIES:									
Receipts from operations	\$ 37,502,589	\$ 2,426,401	\$ 3,854,744	\$ 596,846	\$ 490,975	\$ 161,592	\$ 2,600,951	\$ 47,634,098	\$ 5,378,571
Payments to suppliers	(17,318,110)	(1,437,440)	(884,944)	(718,539)	(3,081,698)	(144,608)	(577,582)	(24,162,921)	(3,349,379)
Payments to employees	(3,444,249)	(927,597)	(974,098)	(807,675)	(67,312)	(25,018)	(2,633,434)	(8,879,383)	(212,189)
Claim payments	-	-	-	-	-	-	-	-	(2,858,085)
Other receipts	-	-	5,270	25,087	-	357	-	30,714	-
Net cash provided (used) by operating activities	<u>16,740,230</u>	<u>61,364</u>	<u>2,000,972</u>	<u>(904,281)</u>	<u>(2,658,035)</u>	<u>(7,677)</u>	<u>(610,065)</u>	<u>14,622,508</u>	<u>(1,041,082)</u>
CASH FLOWS FROM NONCAPITAL FINANCING ACTIVITIES:									
Transfers in	1,206,925	3,640,423	3,661,324	1,364,859	3,101,228	556,012	2,213,987	15,744,758	632,901
Transfers (out)	(15,419,303)	(1,152,033)	(1,166,000)	(498,597)	(300,897)	(378,543)	(1,347,200)	(20,262,573)	-
Net cash provided (used) by noncapital financing activities	<u>(14,212,378)</u>	<u>2,488,390</u>	<u>2,495,324</u>	<u>866,262</u>	<u>2,800,331</u>	<u>177,469</u>	<u>866,787</u>	<u>(4,517,815)</u>	<u>632,901</u>
CASH FLOWS FROM CAPITAL AND RELATED FINANCING ACTIVITIES:									
Proceeds from sale of capital assets	-	-	-	150,000	-	-	-	150,000	-
Acquisition and construction of capital assets	(2,314,187)	(2,693,653)	(3,081,253)	(692,885)	(180,567)	(648,584)	(442,209)	(10,053,338)	(8,282)
Capital grants	69,500	984,254	255,190	-	-	406,235	-	1,715,179	-
Principal paid on debt	(345,849)	(186,687)	(1,563,407)	(4,846)	-	-	-	(2,100,789)	-
Interest paid on debt	(31,981)	(29,932)	(66,686)	(272)	-	-	-	(128,871)	-
Net cash provided (used) by capital and related financing activities	<u>(2,622,517)</u>	<u>(1,926,018)</u>	<u>(4,456,156)</u>	<u>(548,003)</u>	<u>(180,567)</u>	<u>(242,349)</u>	<u>(442,209)</u>	<u>(10,417,819)</u>	<u>(8,282)</u>
CASH FLOWS FROM INVESTING ACTIVITIES:									
Purchase of investments	(88,675)	(17,199)	(5,218)	-	-	-	-	(111,092)	(31,521)
Interest and dividends received	28,280	18,804	31,700	2,263	812	400	1,295	83,554	158,938
Net cash provided (used) by investing activities	<u>(60,395)</u>	<u>1,605</u>	<u>26,482</u>	<u>2,263</u>	<u>812</u>	<u>400</u>	<u>1,295</u>	<u>(27,538)</u>	<u>127,417</u>
Net increase (decrease) in cash and cash equivalents	(155,060)	625,341	66,622	(583,759)	(37,459)	(72,157)	(184,192)	(340,664)	(289,046)
Cash, cash equivalents, and restricted cash beginning of year	<u>709,050</u>	<u>132,028</u>	<u>978,352</u>	<u>585,538</u>	<u>37,927</u>	<u>94,569</u>	<u>185,559</u>	<u>2,723,023</u>	<u>-</u>
Cash, cash equivalents, and restricted cash end of year	<u>\$ 553,990</u>	<u>\$ 757,369</u>	<u>\$ 1,044,974</u>	<u>\$ 1,779</u>	<u>\$ 468</u>	<u>\$ 22,412</u>	<u>\$ 1,367</u>	<u>\$ 2,382,360</u>	<u>\$ 196,704</u>
Noncash item:									
Amortization	356,125	56,747	108,074	4,957	-	-	-	525,903	-

See accompanying notes to basic financial statements.

CITY OF RUSTON, LOUISIANA
STATEMENT OF CASH FLOWS
PROPRIETARY FUNDS
YEAR ENDED SEPTEMBER 30, 2025

	Business-Type Activities Enterprise Funds							Governmental Activities	
	Major Funds				Nonmajor Funds			Internal Service	
	Electric System	Water System	Sewer System	Sports Complex	Telecom	Airport	Ambulance		Total
Reconciliation of operating income (loss) to net cash provided (used) by operating activities									
Operating income (loss)	\$ 6,186,806	\$ 1,769,044	\$ 397,096	\$ (4,769,980)	\$ (126,229)	\$ (442,142)	\$ 106,774	\$ 3,121,369	\$ (1,474,298)
Adjustments to reconcile operating income (loss) to net cash provided (used) by operating activities									
Depreciation	1,780,848	557,260	1,804,605	3,912,887	187,314	382,064	57,577	8,682,555	144
(Increase) decrease in assets:									
Receivables, net	(500,979)	(129,750)	99,245	(50,810)	(20,387)	(14,838)	(111,916)	(729,435)	16,218
Due from other funds / governments	3,352,411	(2,945,125)	(669,893)	(377)	(4,769,793)	80,000	(630,482)	(5,583,259)	69
Inventories	(494,009)	(23,904)	(4,730)	-	87,042	-	-	(435,601)	-
Prepaid items	(6,340)	(3,089)	(3,678)	-	-	-	(418)	(13,525)	-
Increase (decrease) in liabilities:									
Accounts payable	209,338	362,641	273,118	(33,095)	(6,147)	282	2,757	808,894	(384)
Accrued liabilities	6,227	27,238	9,529	1,731	149	-	(39,705)	5,169	1,188
Due to other funds	6,168,384	422,952	104,241	38,866	1,990,697	(13,043)	36,016	8,748,113	263,383
Customer deposits	63,989	-	-	-	-	-	-	63,989	-
Claims and judgments	-	-	-	-	-	-	-	-	149,470
Compensated absences	(26,445)	24,097	(8,561)	(3,503)	(681)	-	(30,668)	(45,761)	3,128
Total adjustments	10,553,424	(1,707,680)	1,603,876	3,865,699	(2,531,806)	434,465	(716,839)	11,501,139	433,216
Net cash provided (used) by operating activities	\$ 16,740,230	\$ 61,364	\$ 2,000,972	\$ (904,281)	\$ (2,658,035)	\$ (7,677)	\$ (610,065)	\$ 14,622,508	\$ (1,041,082)

See accompanying notes to basic financial statements.

CITY OF RUSTON, LOUISIANA
STATEMENT OF NET POSITION
COMPONENT UNITS
SEPTEMBER 30, 2025

	Ruston City Judge	Ruston City Marshal	Total
ASSETS			
Cash and cash equivalents	\$ 2,640,086	\$ 333,653	\$ 2,973,739
Receivables	-	334	334
Prepaid items	1,155	-	1,155
Due from governmental units	15,750	-	15,750
Capital assets, net of depreciation	223,163	53,181	276,344
Total assets	2,880,154	387,168	3,267,322
 Deferred outflow of resources	 15,206	 -	 15,206
LIABILITIES			
Accounts payable	1,907	10,758	12,665
Accrued liabilities	6,777	-	6,777
Non-current liabilities:			
Pension liability	169,776	-	169,776
Total liabilities	178,460	10,758	189,218
 Deferred inflow of resources	 52,798	 -	 52,798
NET POSITION			
Net investment in capital assets	223,163	53,181	276,344
Restricted	-	67,554	67,554
Unrestricted	2,440,939	255,675	2,696,614
Total net position	\$ 2,664,102	\$ 376,410	\$ 3,040,512

See accompanying notes to basic financial statements.

CITY OF RUSTON, LOUISIANA
STATEMENT OF ACTIVITIES
COMPONENT UNITS
YEAR ENDED SEPTEMBER 30, 2025

	<u>Program Revenues</u>			<u>Net (Expenses) Revenues and Changes in Net Position</u>		
	<u>Expenses</u>	<u>Charges for Services</u>	<u>On-Behalf Revenues</u>	<u>Ruston City Judge</u>	<u>Ruston City Marshal</u>	<u>Total</u>
Ruston City Judge: Judicial	\$ 768,668	\$ 368,602	\$ 558,577	\$ 158,511	\$ -	\$ 158,511
Ruston City Marshal: Judicial	<u>2,132,358</u>	<u>1,631,735</u>	<u>524,392</u>	<u>-</u>	<u>23,769</u>	<u>23,769</u>
	<u>\$ 2,901,026</u>	<u>\$ 2,000,337</u>	<u>\$ 1,082,969</u>	<u>158,511</u>	<u>23,769</u>	<u>182,280</u>
General revenues:						
Interest earnings				112,598	6,419	119,017
Expense recovery				7,619	-	7,619
Miscellaneous				-	574	574
Total general revenues				<u>120,217</u>	<u>6,993</u>	<u>127,210</u>
Change in net position				278,728	30,762	309,490
Net position - beginning				<u>2,385,374</u>	<u>345,648</u>	<u>2,731,022</u>
Net position - ending				<u>\$ 2,664,102</u>	<u>\$ 376,410</u>	<u>\$ 3,040,512</u>

See accompanying notes to basic financial statements.

CITY OF RUSTON, LOUISIANA
NOTES TO FINANCIAL STATEMENTS
SEPTEMBER 30, 2025

1. Summary of Significant Accounting Policies

The City of Ruston, Louisiana, (the "City") was incorporated in 1898, under the provisions of the Lawrason Act. The City operates under a Mayor-Board of Aldermen form of government. The City's major operations include public works, utility services, police and fire protection, parks and recreation, and general administrative services. In addition, the City exercises sufficient control over other governmental agencies and authorities that are included as part of the City's reporting entity.

The basic criterion for determining whether another governmental organization should be included in a primary governmental unit's reporting entity for financial statements is financial accountability. Financial accountability includes the appointment of a voting majority of the organization's governing body and the ability of the primary government to impose its will on the organization, or if there is a financial benefit/burden relationship. In addition, an organization which is fiscally dependent on the primary government should be included in its reporting entity.

The financial statements present the City of Ruston (the primary government) and its component units. The component units discussed below are included in the City's reporting entity because of the significance of their operational or financial relationships with the City.

Discretely Presented Component Units

The component unit's column in the government-wide financial statements includes the financial data of the City's discretely presented component units. They are reported in a separate column to emphasize that they are legally separate from the City.

Ruston City Judge

Ruston City Judge was created by special legislative act. Its jurisdiction includes the incorporated area of the City. The City Judge is elected and cannot be removed by City officials. Ruston City Judge is fiscally dependent on the City. The City has the ability to modify or approve its budget which comes from the General Fund. There are certain funds collected by Ruston City Judge, pursuant to state statute, which are under the control of the Judge. Ruston City Judge serves the citizenry of the City. The financial statements of Ruston City Judge included in the accompanying financial statements are as of and for the fiscal year ended September 30, 2025.

Ruston City Marshal

The Ruston City Marshal is an elected official. Ruston City Marshal is fiscally dependent on the City. The City has the ability to modify or approve the budget which comes from the General Fund. Certain funds are collected such as court costs, pursuant to state statute, which are under the control of the Ruston City Marshal. Ruston City Marshal serves the citizenry of the Parish. The financial statements of Ruston City Marshal included in the accompanying financial statements are as of and for the fiscal year ended September 30, 2025.

CITY OF RUSTON, LOUISIANA
NOTES TO FINANCIAL STATEMENTS
SEPTEMBER 30, 2025

Complete financial statements of the individual component units may be obtained at the following addresses:

Ruston City Judge
P.O. Box 1821
Ruston, Louisiana 71273-1821

Ruston City Marshal
P.O. Box 1582
Ruston, Louisiana 71273-1582

Other Related Organizations

Ruston Housing Authority

The Ruston Housing Authority was created by state statutes and is legally separate from the City. The Mayor appoints the commissioners; however, the City cannot impose its will on the Ruston Housing Authority since it does not have the ability to modify or approve the budget or overrule or modify the decisions of the commissioners. The Ruston Housing Authority is fiscally independent and no financial benefit or burden relationship exists with the City. Therefore, it is not included in the City's financial statements.

Lincoln Parish Sales and Use Tax Commission

The Lincoln Parish Sales and Use Tax Commission is an independent agency that collects sales taxes. It is legally separate from the City. The Lincoln Parish Sales and Use Tax Commission is a jointly governed organization. The City does not retain an ongoing financial interest or responsibility for its operations. It is not included in the City's financial statements.

Complete financial statements of the individual other related organizations may be obtained at the following addresses:

Ruston Housing Authority
1615 North Farmerville
Ruston, Louisiana 71270

Lincoln Parish Sales and Use Tax Commission
P.O. Box 863
Ruston, Louisiana 71273-0863

Accounting Policies

The accounting policies of the City of Ruston, Louisiana, conform to U. S. generally accepted accounting principles as applicable to governmental units. The accounting policies of the discretely presented component units are consistent with those of the City. The following is a summary of the more significant policies:

a. Government-Wide and Fund Financial Statements

The government-wide financial statements (GWFS) (i.e., the statement of net position and the statement of activities) report information on all the nonfiduciary activities of the primary government and its component units. For the most part, the effect of interfund activity has been removed from these statements. Governmental activities, which normally are supported by taxes, intergovernmental revenues, and other nonexchange transactions, are reported separately from business-type activities, which rely to a significant extent on fees and charges for support. Likewise, the primary government is reported separately from certain legally separate component units for which the primary government is financially accountable.

CITY OF RUSTON, LOUISIANA
NOTES TO FINANCIAL STATEMENTS
SEPTEMBER 30, 2025

The statement of net position presents information on all the City's assets and liabilities, with the difference between the two reported as net position. Over time, increases or decreases in net position may serve as a useful indicator of whether the financial position of the City is improving or deteriorating.

The statement of activities demonstrates the degree to which the direct expenses of a given function or segment is offset by program revenues. Direct expenses are those that are clearly identifiable with a specific function or segment. Depreciation expense is identified by function and is included in the direct expense of each function. Interest on general long-term debt of governmental activities is considered an indirect expense and is reported separately on the statement of activities. Interest on long-term debt of business-type activities is recorded as direct expenses. Program revenues include 1) fees, fines, and charges to customers or applicants who purchase, use, or directly benefit from goods, services, or privileges provided by a given function or segment and 2) grants and contributions that are restricted to meeting the operational or capital requirements of a particular function or segment. Taxes and other items not properly included among program revenues are reported instead as general revenues.

Separate fund financial statements (FFS) are provided for governmental funds and proprietary funds. Major individual governmental and enterprise funds are reported as separate columns in the FFS with nonmajor governmental, nonmajor enterprise and internal service funds being reported on an aggregated basis.

b. Measurement Focus, Basis of Accounting, and Financial Statement Presentation

The government-wide financial statements are reported using the economic resources measurement focus and the accrual basis of accounting, as are the proprietary fund financial statements. Revenues are recorded when earned and expenses are recorded when a liability is incurred, regardless of the timing of related cash flows. Property taxes are recognized as revenues in the year for which they are levied. Grants and similar items are recognized as revenue as soon as all eligibility requirements have been met.

Governmental fund financial statements are reported using the current financial resources measurement focus and the modified accrual basis of accounting. Revenues are recognized as soon as they are both measurable and available. Revenues are considered to be available when they are collectible within the current period or soon enough thereafter to pay liabilities of the current period.

The City considers revenues to be available if they are collected within 60 days of the end of the current fiscal period, except for franchise tax revenues which are considered available if collected within 90 days and grant revenue if collected within one year. Property taxes are recognized as revenues in the year in which final approval is received from the Louisiana Tax Commission, at which time a valid claim exists, to the extent considered available. Expenditures generally are recorded when a liability is incurred, as under accounting. However, debt service expenditures, as well as expenditures related to compensated absences are recorded only when payment is due.

Ad Valorem taxes are considered "measurable" at the time of levy whereas such items as beer taxes are considered "measurable" when in the hands of intermediary collecting agencies and are recognized as revenue at that time. Substantially all other non-intergovernmental revenues are susceptible to accrual and are recognized when earned or the underlying transaction occurs. Sales taxes are accrued in the individual

CITY OF RUSTON, LOUISIANA
NOTES TO FINANCIAL STATEMENTS
SEPTEMBER 30, 2025

funds to which they pertain. For intergovernmental revenues, the legal and contractual requirements of the numerous individual programs are used as guidance. Grants and similar items are recognized as revenues as soon as all eligibility requirements have been met. In reimbursement type programs, monies must be expended on the specific purpose or project before any amounts will be paid to the City; therefore, revenues are recognized based upon the expenditures recorded. In other programs in which monies are virtually unrestricted as to purpose of expenditure and are usually revocable only for failure to comply with prescribed compliance requirements, the resources are reflected as revenues at the time of receipt or earlier if the susceptible to accrual criteria are met and all other eligibility requirements are met.

The accounts of the City are organized on the basis of funds, each of which is considered a separate accounting entity. The operations of each fund are accounted for with a separate set of self-balancing accounts that comprise its assets, liabilities, fund balance/net position, revenues expenditures/expenses and other changes in fund balance/net position. The various funds are summarized by type in the financial statements. The following funds are used by the City:

Governmental Funds

Governmental funds are those through which most governmental functions of the City are financed. The acquisition, use, and balances of the City's expendable financial resources and the related liabilities (except those accounted for in proprietary funds) are accounted for through governmental funds. The City reports the following major governmental funds:

General Fund – The General Fund is the general operating fund of the City. It is used to account for all financial resources, except those required to be accounted for in another fund.

1968 Sales Tax Fund – This special revenue fund accounts for the receipt and use of proceeds of the City's sales and use tax. A one-half cent sales tax is dedicated to general operating expenses, general capital assets, and waterworks extensions and improvements.

1985 Sales Tax Fund – This special revenue fund accounts for the receipt and use of proceeds of the City's sales and use tax. A three-quarter cent sales tax is dedicated to the recreation department, streets and drainage, fire protection and police protection.

1990 Sales Tax Fund – This special revenue fund accounts for the receipt and use of proceeds of the City's sales and use tax. A one-half cent sales tax is dedicated to police and fire departments and drug prevention.

2016 Sales Tax Fund – This special revenue fund accounts for the receipt and use of proceeds of the City's sales and use tax. A three-quarter cent sales tax is dedicated to debt service payments related to the 2016 Sales and Use Tax Revenue Bonds. This sales tax expires June 30, 2036.

Ruston EDD #1 Sales Tax Fund – This special revenue fund accounts for the receipt of the City's restaurant and hotel sales tax. A one and three-quarter cent sales tax is assessed in the Economic Development District created to fund economic development projects. This sales tax expires December 31, 2028.

CITY OF RUSTON, LOUISIANA
NOTES TO FINANCIAL STATEMENTS
SEPTEMBER 30, 2025

Cooktown EDD Sales Tax – This special revenue fund accounts for the receipt of the City's sales tax within the Cooktown Economic Development District. A one-half cent sales tax is assessed within the Cooktown Economic Development District to fund the development of the Cooktown Shopping Center. This sales tax expires on March 31, 2039.

Power & Water EDD Sales Tax – This special revenue fund accounts for the receipt of the City's sales tax within the Power & Water Economic Development District. A one and three-quarter cent sales tax is assessed within the district to fund economic development within the district. This sales tax expires December 31, 2042.

I-20 Tax Increment District Sales Tax Fund – This capital projects fund accounts for infrastructure improvements along the I-20 Service Road that are funded from the issuance of sales tax increment bonds.

Moving Ruston Forward Capital Projects Fund – This capital projects fund accounts for numerous capital projects that are funded from the issuance of the 2016 Sales and Use Tax Revenue Bonds.

Additionally, the City reports nonmajor governmental funds in the aggregate. These funds are within the following governmental fund types:

Special Revenue Funds – Special revenue funds are used to account for the proceeds of specific revenue sources (other than major capital projects) that are legally restricted to expenditures for specified purposes.

Debt Service Funds – The debt service funds are used to account for the accumulation of resources for, and the payment of, general long-term debt principal, interest, and related costs. The debt service funds receive a portion of all ad valorem and sales taxes paid to the City.

Capital Project Funds – Capital project funds are used to account for financial resources to be used for the acquisition or construction of major capital facilities (other than those financed by proprietary funds.)

Proprietary Funds

Proprietary funds are used to account for the City's ongoing organizations and activities which are similar to those often found in the private sector. All proprietary funds are accounted for on a capital maintenance focus; that is, the measurement focus is upon determination of the change in net position. The City reports the following proprietary fund types:

Enterprise Funds – Enterprise funds are used to account for activities in which established fees and charges are designed to recover its costs, including capital costs such as depreciation and debt service.

Internal Service Funds – Internal service funds are used to account for the financing of services provided by one department of the City to other departments on a cost-reimbursement basis. The City maintains four internal service funds for workmen's compensation, health insurance, purchasing/warehouse, and general/auto liability insurance.

CITY OF RUSTON, LOUISIANA
NOTES TO FINANCIAL STATEMENTS
SEPTEMBER 30, 2025

The City reports on the following major enterprise funds:

Electric System Fund – Operated as a self-sustaining utility of the City and is responsible for providing the residents of the City of Ruston with electricity.

Water System Fund – Operated as a self-sustaining utility of the City and is responsible for providing the residents of the City of Ruston with water.

Sewer System Fund – Operated as a self-sustaining utility of the City and is responsible for providing the residents of the City of Ruston with sewer treatment.

Sports Complex Fund – Operated as a self-sustaining recreation facility of the City and is responsible for providing the residents of the City of Ruston with recreational programming.

The City applies all applicable GASB pronouncements in accounting and reporting for its government-wide and business-type activities and its enterprise funds as well as the following pronouncements issued on or before November 30, 1989, unless those pronouncements conflict with or contradict GASB pronouncements: Financial Accounting Standards Board Statements and Interpretations, Accounting Principles Board opinions, and Accounting Research Bulletins.

As a general rule the effect of interfund activity has been eliminated from the GWFS. Exceptions to this general rule are payments-in-lieu of taxes and other charges between the government's electric, water, and sewerage function and various other functions of the government. Elimination of these charges would distort the direct costs and program revenues reported for the various functions concerned. Transactions that would be treated as revenues, expenditures or expenses if they involved organizations external to the City as they are exchange transactions are accounted for as revenues and expenditures or expenses in the funds involved.

Amounts reported as program revenues include (1) charges to customers or applicants for goods, services, or privileges provided, (2) operating grants and contributions, and (3) capital grants and contributions. Internally dedicated resources are reported as general revenues rather than as program revenues. Likewise, general revenues include all taxes.

Proprietary funds distinguish operating revenues and expenses from nonoperating items. Operating revenues and expenses generally result from providing services and producing and delivering goods in connection with a proprietary fund's principal ongoing operations. The principal operating revenues of the enterprise funds and the internal service funds are charges to customers for sales and services. Operating expenses for enterprise funds and internal service funds include the cost of sales and services, administrative expenses, and depreciation of capital assets. All revenues and expenses not meeting this definition are reported as nonoperating revenues and expenses.

When both restricted and unrestricted resources are available for use, it is the City's policy to use restricted resources first, then unrestricted resources as they are needed.

CITY OF RUSTON, LOUISIANA
NOTES TO FINANCIAL STATEMENTS
SEPTEMBER 30, 2025

The reserve method is used to account for bad debt expenses on enterprise fund receivables. Unbilled service receivables of the General Fund, Electric System Fund, Water System Fund, and Sewer System Fund are determined based on October and November billings for electric, water, sewer and refuse services. A percentage is calculated based on the read dates for each cycle and then applied to the total billings.

c. Capital Assets

Capital assets, which include property, plant, equipment, and infrastructure assets (e.g., roads, bridges, sidewalks, and similar items), are reported in the applicable governmental or business-type activities columns in the GWFS and the proprietary funds. Capital assets are recorded at historical cost or estimated historical cost for assets where actual historical cost is not available and depreciated over their estimated useful lives. Donated capital assets are recorded at estimated fair value at the date of donation. The City maintains a threshold level for capitalization of capital assets except land and construction in progress. All land and construction in progress are capitalized regardless of the amount. All other capital assets are capitalized utilizing a threshold of \$5,000. The costs of normal maintenance and repairs that do not add to the value of the assets or materially extend assets lives are not capitalized.

Capital assets are not reported in the governmental fund financial statements.

Estimated useful life is management's estimate of how long the asset is expected to meet service demands. Capital assets have not been assigned a salvage value because management feels that the salvage value is immaterial. Straight-line depreciation is calculated based on the following estimated useful lives:

	Years
Buildings	10 - 50
Improvements other than buildings	10 - 50
Infrastructure	20 - 75
Distribution and collection systems	10 - 50
Equipment	3 - 20

d. Long-Term Liabilities

In the GWFS, and proprietary funds in the FFS, long-term debt and other long-term obligations are reported as liabilities in the applicable governmental activities, business-type activities or proprietary funds statement of net position. Bond premiums and discounts are deferred and amortized or accreted over the term of the related debt. Bonds payable are reported net of the applicable bond premium or discount.

In the FFS, governmental funds recognize bond premiums and discounts, as well as bond issuance costs, during the current period. The face amount of debt issued is reported as other financing sources. Premiums received on debt issuances are reported as other financing sources while discounts are reported as other financing uses. Issuance costs, whether or not withheld from the actual debt proceeds received, are reported as debt service expenditures.

CITY OF RUSTON, LOUISIANA
NOTES TO FINANCIAL STATEMENTS
SEPTEMBER 30, 2025

e. Investments

For all funds, investments are stated at fair value based on quoted market prices. The investments as of September 30, 2025, were primarily Certificates of Deposit, U.S. government and U.S. government agency securities (see Note 2 for the City's investment policy).

f. Prepaid Items

Prepaid items consist of items such as prepaid insurance and other prepaid expenditures. The cost is recorded as an asset at the time such items are purchased in both GWFS and FFS. The reserve for prepaid items in governmental funds is equal to the total of prepaid items to indicate a portion of the fund balance is not available for future expenditure.

g. Inventories

Inventories are valued at cost (first-in, first-out.) The cost is recorded as an asset at the time individual inventory items are purchased and charged as an expenditure when used in both GWFS and FFS. Inventories in the General Fund consist of expendable supplies held for consumption. Inventories in the enterprise funds consist of repair materials and spare parts.

h. Refundable Deposits

The Electric System Fund requires deposits for certain customers. These monies are restricted and are reported as assets and liabilities.

i. Paid Time Off (PTO)

City employees are granted paid time off (PTO) in varying amounts based on years of service. Forty (40) hours of unused time are allowed to roll forward into a new accrual period. Prior to fiscal year 2018, vacation and sick leave were accrued separately, in varying amounts based on years of service. Many employees have vacation and sick balances that will be paid out upon termination of employment according to the former policy. Employees are paid for unused sick leave up to a maximum of six months upon retirement. Vacation/sick leave for applicable employees and unpaid PTO for all employees eligible for retirement benefits have been accrued. All other sick leave is recorded as an expenditure when paid. The estimated liability for unused vacation leave for governmental funds is recorded in the GWFS. Vacation leave of governmental funds is recorded as an expenditure when paid. Accumulated vacation leave of proprietary funds is recorded as an expense and liability of those funds as it is earned by the employees.

j. Pension Plans

The State of Louisiana has three pension plans which cover substantially all employees of the City who meet certain length of service requirements (see Note 9 for the details of these plans).

CITY OF RUSTON, LOUISIANA
NOTES TO FINANCIAL STATEMENTS
SEPTEMBER 30, 2025

k. Restricted Assets

Certain proceeds of the enterprise fund revenue bonds, as well as certain resources set aside for their repayment, are classified as restricted assets on the balance sheet because their use is limited by applicable bond covenants.

l. Classifications of Fund Balance

GASB Statement No. 54 establishes standards for five fund balance classifications that comprise a hierarchy based primarily on the extent to which a government is bound to observe constraints imposed upon the use of resources reported in governmental funds.

The non-spendable fund balance classification includes amounts that cannot be spent because they are either (a) not in spendable form - prepaid items or inventories; or (b) legally or contractually required to be maintained intact.

The spendable portion of fund balance comprises the remaining four classifications: restricted, committed, assigned, and unassigned.

Restricted Fund Balance – This classification reflects the constraints imposed on resources either (a) externally by creditors, grantors, contributors, or laws or regulations of other governments; or (b) imposed by law through constitutional provisions or enabling legislation.

Committed Fund Balance – These amounts can only be used for specific purposes pursuant to constraints imposed by formal resolutions or ordinances of the aldermen - the government's highest level of decision-making authority. Those committed amounts cannot be used for any other purpose unless the City Aldermen remove the specified use by taking the same type of action imposing the commitment. This classification also includes contractual obligations to the extent that existing resources in the fund have been specifically committed for use in satisfying those contractual requirements.

Assigned Fund Balance – This classification reflects the amounts constrained by the City's "intent" to be used for specific purposes but are neither restricted nor committed. The City Aldermen and management have the authority to assign amounts to be used for specific purposes. Assigned fund balances include all remaining amounts (except negative balances) that are reported in governmental funds, other than the General Fund, that are not classified as non-spendable and are neither restricted nor committed.

Unassigned Fund Balance – This fund balance is the residual classification for the General Fund. It is used to report negative fund balances in other governmental funds.

When both restricted and unrestricted resources are available for use, it is the City's policy to use externally restricted resources first, then unrestricted resources - committed, assigned, and unassigned - in order as needed.

m. Interfund Receivables and Payables

All outstanding balances between funds are reported as due to/from other funds in the fund financial statements. There is no activity between funds that is representative of lending/borrowing arrangements at the end of the fiscal year. Any residual balances

CITY OF RUSTON, LOUISIANA
NOTES TO FINANCIAL STATEMENTS
SEPTEMBER 30, 2025

outstanding between the governmental activities and the business-type activities are reported in the GWFS as internal balances.

n. Ad Valorem Taxes

Ad Valorem taxes attach as an enforceable lien on property when the assessment is approved by the Louisiana Tax Commission. Taxes levied are based on the assessed value of property as listed on the previous December 31. Taxes are normally levied in November of each year and are due on or before December 31. A revaluation of all real property must be made every four years. The last revaluation date was January 1, 2025.

o. Grants from Other Governmental Agencies

Federal and state governmental agencies represent an important source of supplementary funding to finance housing, employment and construction projects, and other activities beneficial to the community. These funds, primarily in the form of grants, are recorded in the General Fund, special revenue funds, capital projects funds, and enterprise funds. The grants normally specify the purpose for which the funds may be used and are subject to audit by the granting agency or its representative.

p. Cash and Cash Equivalents

For purposes of the statement of cash flows, the City considers cash equivalents to be all highly liquid debt instruments (including restricted assets) with an original maturity of three months or less when purchased.

q. Self-Insurance Claims

The City is self-insured for workmen's compensation coverage and medical insurance for employees. Self-insured claims are recorded in the City's internal service funds in accordance with GASB Statement No. 10.

Incurred but not reported claims are recorded as liabilities in the corresponding insurance fund. An estimate for these claims is provided by a third-party administrator based on historical experience.

r. Estimates

The preparation of financial statements in conformity with accounting principles generally accepted in the United States of America requires management to make estimates and assumptions that affect the reported amounts of assets and liabilities at the date of the financial statements and the reported amounts of revenues and expenses during the reporting period. Actual results could differ from those estimates.

CITY OF RUSTON, LOUISIANA
NOTES TO FINANCIAL STATEMENTS
SEPTEMBER 30, 2025

s. Right to Use Assets

The City has recorded right to use lease assets as a result of implementing GASB 87. The right to use assets are initially measured at an amount equal to the initial measurement date of the related lease liability plus any lease payments made prior to the lease term, less lease incentives, and plus ancillary charges necessary to place the lease into service. The right to use assets are amortized on a straight-line basis over the life of the related lease

2. Cash and Investments

Cash and cash equivalents at September 30, 2025, for the City are summarized as follows:

<u>Carrying Amount</u>	<u>Bank Balance</u>
\$13,876,620	\$16,585,331

These deposits are stated at cost, which approximates market. Under state law, these deposits (or the resulting bank balances) must be secured by federal deposit insurance or the pledge of securities owned by the fiscal agent bank. The market value of the pledged securities plus the federal deposit insurance must at all times equal the amount on deposit with the fiscal agent. These securities are held in the name of the pledging fiscal agent bank in a holding or custodial bank that is mutually acceptable by both parties.

Of the \$16,585,331 bank balance held in the name of the City at September 30, 2025, \$972,487 was insured by FDIC insurance and \$15,612,844 was covered by letters of credit purchased by banks in the name of the City.

The City's investments are categorized below to give an indication of the level of custodial credit risk assumed by the City at September 30, 2025. Category 1 includes investments that are insured or registered or for which the securities are held by the City or its agent in the City's name. Category 2 includes uninsured and unregistered investments with securities held by the counterparty's trust department or agent in the City's name. Category 3 includes uninsured and unregistered investments with securities held by the counterparty, or by its trust department or agent, but not in the City's name.

CITY OF RUSTON, LOUISIANA
NOTES TO FINANCIAL STATEMENTS
SEPTEMBER 30, 2025

	Category			Carrying Amount / Fair Value
	1	2	3	
Deposit accounts included in investments	\$ 257,837	\$ -	\$ -	\$ 257,837
Certificates of deposit	1,995,070	-	-	1,995,070
U. S. government and U.S. government agency securities	20,232,783	-	-	<u>20,232,783</u>
Total investments				22,485,690
Total cash and cash equivalents including restricted cash				<u>13,876,620</u>
Total cash, cash equivalents and investments, including restricted cash and investments				<u><u>\$36,362,310</u></u>

Discretely Presented Component Units – Deposits

All deposits of the component units are held by area financial institutions. At the respective year end, all deposits are insured or collateralized with securities held in the component unit's name by its agent (the trust department of a bank other than the pledging bank.) The cash and equivalent securities have a fair value of \$2,973,739 at September 30, 2025.

3. Ad Valorem Taxes

The City levies taxes on real and business personal property located within its boundaries. Property taxes are levied by the City on property values assessed by the Lincoln Parish Tax Assessor and approved by the State of Louisiana Tax Commission. Total assessed value was \$291,565,626 in 2025. The distribution of the City's 2025 levy (tax rate per \$1,000 assessed value) was as follows:

General alimony	4.63
Recreation purposes	<u>2.58</u>
Total	<u><u>7.21</u></u>

CITY OF RUSTON, LOUISIANA
NOTES TO FINANCIAL STATEMENTS
SEPTEMBER 30, 2025

4. Receivables

Receivables as of September 30, 2025, for the City's major, nonmajor and internal service funds, including the applicable allowances for uncollectible accounts, are outlined below:

	<u>Customers</u>	<u>Taxes</u>	<u>Other</u>	<u>Allowance for Uncollectible Accounts</u>	<u>Net Receivable</u>
Governmental funds:					
General	\$314,990	\$ -	\$851,502	(\$428,646)	\$737,846
1968 Sales Tax	-	354,640	-	-	354,640
1985 Sales Tax	-	531,960	-	-	531,960
1990 Sales Tax	-	354,641	-	-	354,641
2016 Sales Tax	-	531,960	-	-	531,960
Ruston EDD #1	-	228,508	-	-	228,508
Cooktown EDD	-	11,604	-	-	11,604
Power & Water EDD	-	1,295	-	-	1,295
Nonmajor	-	1,290,384	-	-	1,290,384
Internal Service	-	-	968	-	968
Total governmental funds	<u>\$314,990</u>	<u>\$3,304,992</u>	<u>\$852,470</u>	<u>(\$428,646)</u>	<u>\$4,043,806</u>
Business-type funds:					
Electric System	\$4,313,553	\$ -	\$ -	(\$2,435,153)	\$1,878,400
Water System	741,855	-	239,183	(436,622)	544,416
Sewer System	976,803	-	-	(760,473)	216,330
Sports Complex	150,810	-	-	-	150,810
Nonmajor	521,981	-	-	(131,977)	390,004
Total business-type funds	<u>\$6,705,002</u>	<u>\$ -</u>	<u>\$239,183</u>	<u>(\$3,764,225)</u>	<u>\$3,179,960</u>

5. Right to Use Leased Assets

The City has recorded right to use leased assets for equipment and leased vehicles. The related leases are discussed in Note 14 Leases. The right to use assets are amortized on a straight-line basis over the terms of each related lease. Right to use asset activity for the City for the year ended September 30, 2025, is as follows:

	<u>September 30, 2024</u>	<u>Additions</u>	<u>Subtractions</u>	<u>September 30, 2025</u>
Leased Assets				
Vehicles	\$4,038,506	\$548,868	(\$ 434,194)	\$4,163,180
Equipment	3,780,322	2,714,599	(1,690,674)	4,804,247
	<u>7,818,828</u>	<u>3,263,467</u>	<u>(2,114,868)</u>	<u>8,967,427</u>
Less: Accumulated Amortization				
Vehicles	(1,249,042)	(865,163)	424,194	(1,690,011)
Equipment	(1,766,893)	(1,178,137)	1,690,674	(1,254,356)
	<u>(3,015,935)</u>	<u>(2,043,300)</u>	<u>2,114,868</u>	<u>(2,944,367)</u>
Total Leased Assets, net	<u>\$4,802,893</u>	<u>\$1,220,167</u>	<u>\$ -</u>	<u>\$6,023,060</u>

CITY OF RUSTON, LOUISIANA
NOTES TO FINANCIAL STATEMENTS
SEPTEMBER 30, 2025

6. Capital Assets

A summary of changes in capital assets is as follows:

Governmental activities	Balance September 30, 2024	Additions	Retirements	Balance September 30, 2025
Capital assets not being depreciated:				
Land	\$ 17,433,745	\$ -	\$ (4,515)	\$ 17,429,230
Construction in progress	55,900,061	16,669,661	(34,769,544)	37,800,178
Total capital assets not being depreciated	<u>73,333,807</u>	<u>16,669,661</u>	<u>(34,774,059)</u>	<u>55,229,408</u>
Capital assets being depreciated:				
Buildings	13,781,401	466,633	-	14,248,034
Improvements other than buildings	45,751,932	14,476,441	-	60,228,373
Equipment	72,426,463	24,538,975	(486,374)	96,479,064
Infrastructure	23,275,962	-	-	23,275,962
Total capital assets being depreciated	<u>155,235,758</u>	<u>39,482,049</u>	<u>(486,374)</u>	<u>194,231,433</u>
Less accumulated depreciation:				
Buildings	(5,841,765)	(283,751)	-	(6,125,516)
Improvements other than buildings	(10,370,887)	(1,199,453)	-	(11,570,339)
Equipment	(18,361,554)	(1,921,388)	382,571	(19,900,370)
Infrastructure	(11,549,501)	(463,543)	-	(12,013,044)
Total accumulated depreciation	<u>(46,123,706)</u>	<u>(3,868,133)</u>	<u>382,571</u>	<u>(49,609,269)</u>
Total capital assets being depreciated, net	109,112,052	35,613,915	(103,803)	144,622,164
Governmental activities capital assets, net	<u>\$ 182,445,859</u>	<u>\$ 52,283,576</u>	<u>\$ (34,877,862)</u>	<u>\$ 199,851,573</u>

Internal service funds predominately serve governmental funds. Accordingly, their capital assets are included as part of the above totals for governmental activities.

Governmental activities construction in progress includes \$33,235,000 for street projects and \$4,400,000 for public safety projects.

CITY OF RUSTON, LOUISIANA
NOTES TO FINANCIAL STATEMENTS
SEPTEMBER 30, 2025

	Balance September 30, 2024	Additions	Retirements	Balance September 30, 2025
Business activities - Electric System				
Capital assets not being depreciated:				
Land	\$ 627,501	\$ -	\$ -	\$ 627,501
Construction in progress	811,740	195,072	(616,491)	390,321
Total capital assets not being depreciated	<u>1,439,241</u>	<u>195,072</u>	<u>(616,491)</u>	<u>1,017,822</u>
Capital assets being depreciated:				
Buildings	6,976,850	-	-	6,976,850
Equipment	16,711,114	745,153	-	17,456,268
System Improvements	44,870,216	1,990,455	-	46,860,672
Total capital assets being depreciated	<u>68,558,182</u>	<u>2,735,609</u>	<u>-</u>	<u>71,293,790</u>
Less accumulated depreciation:				
Buildings	(3,115,747)	(174,275)	-	(3,290,022)
Equipment	(19,685,004)	(436,040)	-	(20,121,044)
System Improvements	(22,094,994)	(1,170,533)	-	(23,265,527)
Total accumulated depreciation	<u>(44,895,744)</u>	<u>(1,780,848)</u>	<u>-</u>	<u>(46,676,592)</u>
Total capital assets being depreciated, net	<u>23,662,438</u>	<u>954,761</u>	<u>-</u>	<u>24,617,199</u>
Electric System capital assets, net	<u>\$ 25,101,678</u>	<u>\$ 1,149,833</u>	<u>\$ (616,491)</u>	<u>\$ 25,635,020</u>

	Balance September 30, 2024	Additions	Retirements	Balance September 30, 2025
Business activities - Water System				
Capital assets not being depreciated:				
Land	\$ 75,070	\$ -	\$ -	\$ 75,070
Construction in progress	1,110,443	920,982	(884,127)	1,147,298
Total capital assets not being depreciated	<u>1,185,513</u>	<u>920,982</u>	<u>(884,127)</u>	<u>1,222,368</u>
Capital assets being depreciated:				
Buildings	119,463	-	-	119,463
Equipment	620,618	769,074	-	1,389,692
System Improvements	18,436,765	1,887,723	-	20,324,488
Total capital assets being depreciated	<u>19,176,845</u>	<u>2,656,798</u>	<u>-</u>	<u>21,833,643</u>
Less accumulated depreciation:				
Buildings	(144,675)	(3,049)	-	(147,724)
System Improvements	(12,046,641)	(518,742)	-	(12,565,383)
Equipment	(750,429)	(35,469)	-	(785,898)
Total accumulated depreciation	<u>(12,941,745)</u>	<u>(557,260)</u>	<u>-</u>	<u>(13,499,005)</u>
Total capital assets being depreciated, net	<u>6,235,100</u>	<u>2,099,537</u>	<u>-</u>	<u>8,334,637</u>
Water System capital assets, net	<u>\$ 7,420,613</u>	<u>\$ 3,020,519</u>	<u>\$ (884,127)</u>	<u>\$ 9,557,006</u>

Water System construction in progress consisted of various Water Sector Program grant projects.

CITY OF RUSTON, LOUISIANA
NOTES TO FINANCIAL STATEMENTS
SEPTEMBER 30, 2025

	Balance September 30, 2024	Additions	Retirements	Balance September 30, 2025
Business activities - Sewer System				
Capital assets not being depreciated:				
Land	\$ 209,801	\$ -	\$ -	\$ 209,801
Construction in progress	1,409,790	601,900	(1,205,640)	806,050
Total capital assets not being depreciated	<u>1,619,592</u>	<u>601,900</u>	<u>(1,205,640)</u>	<u>1,015,851</u>
Capital assets being depreciated:				
Buildings	1,271,107	-	-	1,271,107
Equipment	36,357,453	95,008	-	36,452,461
System Improvements	20,243,274	3,589,987	-	23,833,261
Total capital assets being depreciated	<u>57,871,834</u>	<u>3,684,994</u>	<u>-</u>	<u>61,556,829</u>
Less accumulated depreciation:				
Buildings	(248,668)	(37,264)	-	(285,932)
System Improvements	(18,776,370)	(698,698)	-	(19,475,068)
Equipment	(16,086,974)	(1,068,644)	-	(17,155,618)
Total accumulated depreciation	<u>(35,112,012)</u>	<u>(1,804,605)</u>	<u>-</u>	<u>(36,916,616)</u>
Total capital assets being depreciated, net	<u>22,759,822</u>	<u>1,880,389</u>	<u>-</u>	<u>24,640,212</u>
Sewer System capital assets, net	<u>\$ 24,379,414</u>	<u>\$ 2,482,289</u>	<u>\$ (1,205,640)</u>	<u>\$ 25,656,063</u>

	Balance September 30, 2024	Additions	Retirements	Balance September 30, 2025
Business activities - Sports Complex				
Capital assets not being depreciated:				
Land	\$ 10,505,995	\$ -	\$ -	\$ 10,505,995
Construction in progress	80,448	-	(80,448)	-
Total capital assets not being depreciated	<u>10,586,443</u>	<u>-</u>	<u>(80,448)</u>	<u>10,505,995</u>
Capital assets being depreciated:				
Building	27,491,583	-	-	27,491,583
Land Improvements	16,454,744	345,185	-	16,799,929
Equipment	12,052,592	428,148	-	12,480,740
Total capital assets being depreciated	<u>55,998,919</u>	<u>773,333</u>	<u>-</u>	<u>56,772,252</u>
Less accumulated depreciation:				
Buildings	(3,442,477)	(1,894,789)	-	(5,337,266)
Improvements	(5,623,763)	(1,157,894)	-	(6,781,657)
Equipment	(2,511,433)	(860,204)	-	(3,371,637)
Total accumulated depreciation	<u>(11,577,673)</u>	<u>(3,912,887)</u>	<u>-</u>	<u>(15,490,560)</u>
Total capital assets being depreciated, net	<u>44,421,246</u>	<u>(3,139,554)</u>	<u>-</u>	<u>41,281,692</u>
Sports Complex capital assets, net	<u>\$ 55,007,689</u>	<u>\$ (3,139,554)</u>	<u>\$ (80,448)</u>	<u>\$ 51,787,687</u>

CITY OF RUSTON, LOUISIANA
NOTES TO FINANCIAL STATEMENTS
SEPTEMBER 30, 2025

	Balance September 30, 2024	Additions	Retirements	Balance September 30, 2025
Business activities - Telecommunications				
Capital assets not being depreciated:				
Construction in progress	\$ 65,392	\$ -	\$ (65,392)	\$ -
Capital assets being depreciated:				
Equipment	4,915,881	180,568	(5,096,449)	-
Less accumulated depreciation:				
Equipment	(1,605,233)	(187,314)	1,792,548	-
Total capital assets being depreciated, net	3,310,648	(6,747)	(3,303,900)	-
Telecommunications capital assets, net	<u>\$ 3,376,038</u>	<u>\$ (6,747)</u>	<u>\$ (3,369,292)</u>	<u>\$ -</u>

	Balance September 30, 2024	Additions	Retirements	Balance September 30, 2025
Business activities - Airport				
Capital assets not being depreciated:				
Land	\$ 1,089,195	\$ 160,873	\$ -	\$ 1,250,068
Construction in progress	585,828	452,022	(241,013)	796,837
Total capital assets not being depreciated	1,675,023	612,895	(241,013)	2,046,905
Capital assets being depreciated:				
Buildings	1,096,051	35,690	-	1,131,741
Runways, aprons, and taxiways	15,849,204	241,013	-	16,090,217
Equipment	425,004	-	-	425,004
Total capital assets being depreciated	17,370,259	276,703	-	17,646,962
Less accumulated depreciation:				
Buildings	(394,797)	(24,503)	-	(419,300)
Runways, aprons, and taxiways	(339,455)	(9,202)	-	(348,657)
Equipment	(7,142,408)	(348,360)	-	(7,490,768)
Total accumulated depreciation	(7,876,660)	(382,064)	-	(8,258,724)
Total capital assets being depreciated, net	9,493,599	(105,361)	-	9,388,238
Airport capital assets, net	<u>\$ 11,168,622</u>	<u>\$ 507,534</u>	<u>\$ (241,013)</u>	<u>\$ 11,435,142</u>

Construction in progress consisted primarily of an apron expansion project.

	Balance September 30, 2024	Additions	Retirements	Balance September 30, 2025
Business activities - Ambulance				
Capital assets being depreciated:				
Equipment	\$ 1,851,376	\$ 442,208	\$ (428,622)	\$ 1,864,962
Less accumulated depreciation:	(1,332,821)	(57,577)	428,622	(961,776)
Ambulance capital assets, net	<u>\$ 518,555</u>	<u>\$ 384,631</u>	<u>\$ -</u>	<u>\$ 903,186</u>

CITY OF RUSTON, LOUISIANA
NOTES TO FINANCIAL STATEMENTS
SEPTEMBER 30, 2025

Total Business-type activities capital assets	Balance September 30, 2024	Additions	Retirements	Balance September 30, 2025
Capital assets not being depreciated:				
Land	\$ 12,507,562	\$ 160,873	\$ -	\$ 12,668,435
Construction in progress	4,063,642	2,169,976	(3,093,111)	3,140,506
Total capital assets not being depreciated	<u>16,571,203</u>	<u>2,330,849</u>	<u>(3,093,111)</u>	<u>15,808,941</u>
Capital assets being depreciated:				
Buildings	36,955,053	35,690	-	36,990,743
Land Improvements	16,454,744	345,185	-	16,799,929
Runways, aprons, and taxiways	15,849,204	241,013	-	16,090,217
Equipment	72,934,039	2,660,159	(5,525,071)	70,069,126
Improvements	83,550,255	7,468,165	-	91,018,421
Total capital assets being depreciated	<u>225,743,295</u>	<u>10,750,213</u>	<u>(5,525,071)</u>	<u>230,968,439</u>
Less accumulated depreciation:				
Buildings	(7,346,364)	(2,133,880)	-	(9,480,244)
Runways, aprons, and taxiways	(339,455)	(9,202)	-	(348,657)
Equipment	(49,114,302)	(2,993,608)	2,221,170	(49,886,740)
Improvements	(58,541,768)	(3,545,867)	-	(62,087,635)
Total accumulated depreciation	<u>(115,341,889)</u>	<u>(8,682,555)</u>	<u>2,221,170</u>	<u>(121,803,273)</u>
Total capital assets being depreciated, net	110,401,406	2,067,658	(3,303,900)	109,165,166
Business-type activities capital assets, net	<u>\$ 126,972,609</u>	<u>\$ 4,398,507</u>	<u>\$ (6,397,012)</u>	<u>\$ 124,974,104</u>

Depreciation expense was charged to functions/programs of the primary government as follows:

Governmental activities:	
General government	\$ 140,147
Public safety	406,310
Public works	3,210,760
Culture and recreation	110,916
Total depreciation expense - governmental activities	<u>\$3,868,133</u>
Business-type activities:	
Electric System	\$1,780,848
Water System	577,260
Sewer System	1,804,605
Sports Complex	3,912,887
Telecommunications	187,314
Airport	382,064
Ambulance	57,577
Total depreciation expense - business-type activities	<u>\$8,682,555</u>

CITY OF RUSTON, LOUISIANA
 NOTES TO FINANCIAL STATEMENTS
 SEPTEMBER 30, 2025

7. Sales Tax

The various Sales Tax Funds account for the collection and distribution of City sales and use tax to other funds of the City. Sales tax rates for each fund are as follows:

<u>Fund</u>	<u>Rate</u>
1968 Sales Tax	One-half cent
1985 Sales Tax	Three-quarter cent
1990 Sales Tax	One-half cent
2016 Sales Tax	Three-quarter cent
Ruston EDD#1	One and three-quarter cent
Cooktown EDD	One-half cent
Power & Water EDD	One and three-quarter cent

For financial reporting purposes, sales taxes are recorded as revenue in the individual funds which collect the sales tax and are recorded as transfers to and from the operations or projects for which the taxes were levied and as approved for expenditure by ordinance of the Council.

The 1968 Sales Tax is used initially to pay operating expenses incurred in the administration and collection of sales taxes. Certain contributions may be made from these funds. After these payments, the remaining amount is payable to the General Fund.

The 1985 Sales Tax is used initially to pay operating expenses incurred in the administration and collection of sales taxes. Payments are made monthly to the Ruston Parks and Recreation Fund of up to seven percent of the annual net proceeds for construction, acquiring, improving and/or operating recreation facilities and programs. After these payments, the remaining amount is payable to the General Fund for public works, fire and police protection.

The 1990 Sales Tax is used initially to pay operating expenses incurred in the administration and collection of sales taxes. After these payments, the remaining amount is payable to the General Fund for fire and police protection.

The 2016 Sales Tax is used initially to pay operating expenses incurred in the administration and collection of sales taxes. After these payments, the remaining amount is dedicated and used to construct, improve, maintain, and/or repair public streets, related drainage, and facilities for the provision of water and sewer services; for economic development; and to acquire, construct, maintain, operate and/or equip a multi-sports recreation complex, an animal shelter and related property, facilities and utilities.

The Ruston EDD#1 Sales Tax collected in the Ruston Economic Development District #1 is used to retire the debt issuance that will fund the Sports Complex Phase II Capital Projects as well as other economic development projects.

The Cooktown EDD Sales Tax collected in the Cooktown Economic Development District is used to fund the costs of development of the Cooktown Shopping Center.

The Power & Water EDD Sales Tax collected in the Power & Water Economic Development District is used to fund the costs of economic development within the district.

CITY OF RUSTON, LOUISIANA
NOTES TO FINANCIAL STATEMENTS
SEPTEMBER 30, 2025

8. Long-Term Liabilities

Long-term liability activity for the year ended September 30, 2025, is as follows:

	<u>Beginning Balance</u>	<u>Additions</u>	<u>Subtractions</u>	<u>Ending Balance</u>	<u>Due Within One Year</u>
Governmental activities:					
Revenue bonds payable	\$73,380,000	\$ -	(\$6,375,000)	\$67,005,000	\$6,550,000
Compensated absences	1,557,009	-	(405,469)	1,151,540	287,885
Lease liabilities	4,014,817	2,624,675	(1,700,203)	4,939,289	1,242,923
Net pension liability	24,785,009	-	(4,726,337)	20,058,672	-
Post-employment benefit obligation	17,194,574	1,083,195	(3,179,076)	15,098,693	-
Total governmental activities	<u>120,931,409</u>	<u>3,707,870</u>	<u>(16,386,085)</u>	<u>108,253,194</u>	<u>8,080,808</u>
Business-type activities:					
Electric System					
Compensated absences	<u>133,373</u>	<u>-</u>	<u>(26,445)</u>	<u>106,928</u>	<u>26,732</u>
Water System					
DHH revolving loan	828,000	-	(130,000)	698,000	133,000
Compensated absences	9,819	24,097	-	33,916	8,479
Total Water System	<u>837,819</u>	<u>24,097</u>	<u>(130,000)</u>	<u>731,916</u>	<u>414,479</u>
Sewer System					
Refunding bonds	2,395,000	-	(1,185,000)	1,210,000	1,210,000
DEQ Clean Water State Revolving Fund	4,479,683	-	(279,000)	4,200,683	282,000
Compensated absences	114,717	-	(8,561)	106,156	26,539
Total Sewer System	<u>6,989,401</u>	<u>-</u>	<u>(1,472,561)</u>	<u>5,516,839</u>	<u>1,518,539</u>
Sports Complex					
Compensated absences	<u>6,135</u>	<u>-</u>	<u>(3,503)</u>	<u>2,632</u>	<u>658</u>
Telecommunications					
Compensated absences	<u>681</u>	<u>-</u>	<u>(681)</u>	<u>-</u>	<u>-</u>
Ambulance					
Compensated absences	<u>205,637</u>	<u>-</u>	<u>(30,668)</u>	<u>174,969</u>	<u>43,742</u>
Business-type activities:					
Compensated absences	470,361	24,097	(69,858)	424,601	106,150
DHH revolving loan	828,000	-	(130,000)	698,000	133,000
Refunding bonds	2,395,000	-	(1,185,000)	1,210,000	1,210,000
DEQ revolving loan	4,479,683	-	(279,000)	4,200,683	282,000
Total business-type activities	<u>8,173,044</u>	<u>24,097</u>	<u>(1,663,858)</u>	<u>6,533,285</u>	<u>1,731,150</u>

CITY OF RUSTON, LOUISIANA
NOTES TO FINANCIAL STATEMENTS
SEPTEMBER 30, 2025

Internal service funds predominantly serve governmental funds. Accordingly, long-term liabilities for them are included as part of the above totals for governmental activities. For the governmental activities, the balance of compensated absences is generally liquidated by the General Fund.

Bonds payable at September 30, 2025, are comprised of the following issuances:

Governmental activities:

<u>2016 Sales & Use Tax Revenue Bonds</u> - \$38,995,000 – 2016 Sales & Use Tax Revenue Bonds dated September 13, 2016, interest at 5.00% payable in annual installments of \$1,745,000 to \$2,985,000 through June 1, 2036.	\$26,040,000
<u>2021 Tax Increment Revenue Bonds</u> - \$23,760,000 – 2021 Sales Tax Increment Revenue Bonds dated December 9, 2021, interest at 2.08% payable in annual installments of \$1,750,000 to \$2,200,000 through September 1, 2033.	15,430,000
<u>2022 Sales & Use Tax Revenue Bonds</u> - \$18,015,000 – 2022 Sales & Use Tax Revenue Bonds dated February 17, 2022, interest 1.85% payable in annual installments of \$2,520,000 to \$2,705,000 through December 1, 2028.	10,535,000
<u>2024 Tax Increment Revenue Bonds</u> - \$15,000,000 – 2024 Sales Tax Increment Revenue Bonds dated August 28, 2024, interest at 5.00% payable in annual installments of \$495,000 to \$1,335,000 through September 1, 2044.	15,000,000

Business-type activities:

<u>DHH Revolving Loan</u> - \$2,334,000 – 2009 Water Revenue Bonds dated October 29, 2009, interest at 3.45%, due in annual installments of \$130,000 to \$146,000 through October 1, 2030.	698,000
<u>Refunding Bonds</u> - \$7,470,000 – 2020 Utility Refunding Bonds dated August 19, 2020, interest at 1.39%, due in annual installments of \$1,185,000 to \$1,210,000 through October 1, 2026.	1,210,000
<u>DEQ Clean Water State Revolving Fund</u> - \$6,000,000 – 2018 Utility Revenue Bonds dated October 18, 2018, interest at 0.95%, due in annual installments of \$219,000 to \$319,000 through October 1, 2039.	4,200,683

CITY OF RUSTON, LOUISIANA
NOTES TO FINANCIAL STATEMENTS
SEPTEMBER 30, 2025

The annual requirements to amortize all debt outstanding as of September 30, 2025, including interest requirements, are as follows:

Year(s) ending September 30	Governmental Activities		Business-type Activities		Total
	Principal	Interest	Principal	Interest	
2026	\$ 6,550,000	\$ 2,544,162	\$1,625,000	\$ 74,753	\$10,793,915
2027	6,735,000	2,359,765	421,000	51,816	9,567,581
2028	6,925,000	2,169,008	427,000	45,597	9,566,604
2029	7,130,000	1,957,231	433,000	39,251	9,559,482
2030	4,600,000	1,763,228	439,000	32,804	6,835,032
2031-2035	22,115,000	6,041,346	1,506,000	102,927	29,765,273
2036-2040	7,980,000	2,165,250	1,257,683	30,007	11,432,940
2041-2044	4,970,000	636,250	-	-	5,606,250
	<u>\$67,005,000</u>	<u>\$19,636,240</u>	<u>\$6,108,683</u>	<u>\$377,155</u>	<u>\$93,127,077</u>

There are several limitations and restrictions contained in the various bond indentures. Management believes that the City is in compliance with all significant limitations and restrictions.

The amount of long-term debt that can be incurred by the City is limited by state statute. State law allows a maximum of 10% of the assessed valuation of bonded debt for any one purpose or 35% of the total assessed value for general purposes. The City assessed property value at December 31, 2025, was \$291,565,626. The maximum debt allowable for any one purpose and total general obligation debt allowable by state law as of December 31, 2025, is \$29,156,563 and \$102,047,969, respectively. The City currently has no general bonded debt outstanding.

9. Multiple-Employer Cost-Sharing Benefit Plans – Public Employee Retirement Systems

Municipal Employees' Retirement System (MERS)

Plan Description – Substantially all full-time employees, except police and firemen of the City of Ruston, are covered under the Municipal Employees' Retirement System of Louisiana, ("MERS") a cost-sharing multiple-employer public employee retirement system, controlled and administered by the Board of Trustees of the System. MERS is mandatory for all employees who are employed on a permanent basis working at least 35 hours per week. Benefits are established by State statutes. MERS issues a publicly available financial report that includes financial statements and required supplementary information. That report may be obtained by writing the Board of Trustees, 7937 Office Park Boulevard., Baton Rouge, Louisiana 70809, or by calling (800) 820-1137.

Funding Policy – State statute requires covered employees to contribute 10% of their annual compensation. As provided by Louisiana Revised Statute 11:103, the employer contributions are determined by actuarial valuation and are subject to change each year based on the results of the valuation for the prior fiscal year. The current actuarially determined rate is 29.5% of annual compensation. The City's contributions to MERS for the years ended September 30, 2025, 2024, and 2023 were \$2,503,856, \$2,571,622, and \$2,272,207, respectively, equal to the required contribution for each year.

CITY OF RUSTON, LOUISIANA
NOTES TO FINANCIAL STATEMENTS
SEPTEMBER 30, 2025

Pension Liabilities, Pension Expense, and Deferred Outflows of Resources and Deferred Inflows of Resources Related to Pensions

At September 30, 2025, the City reported a liability of \$9,862,327 for its proportionate share of the net pension liability for the MERS plan. The net pension liability was measured as of June 30, 2025, and the total pension liability used to calculate the net pension liability was determined by an actuarial valuation as of that date. The City's proportion of the net pension liability was based on a projection of the City's long-term share of contributions to the MERS pension plan relative to the projected contributions of all participating employers, actuarially determined. At June 30, 2025, the City's proportion was 4.302513%, which was an increase of 0.023264% from its proportion measured as of June 30, 2024.

For the year ended September 30, 2025, the City recognized net pension expense of \$1,139,298 plus employer's amortization of change in proportionate share and differences between employer contributions and proportionate share of contributions, \$564,775.

At September 30, 2025, the City reported deferred outflows of resources and deferred inflows of resources related to pensions from the following sources:

	Deferred Outflows of Resources	Deferred Inflows of Resources
Differences between expected and actual experience	\$ 22,416	\$164,451
Changes in assumptions	-	35,734
Net difference between projected and actual earnings on pension plan investments	-	635,883
Changes in proportion and differences between employer contributions and proportionate share of contributions	531,349	-
Employer contributions subsequent to the measurement date	612,378	-
Total	<u>\$1,166,143</u>	<u>\$836,068</u>

The City reported a total of \$612,378 as deferred outflow of resources related to pension contributions made subsequent to the measurement period of June 30, 2025, which will be recognized as a reduction in the net pension liability in the year ended September 30, 2026.

Other amounts reported as deferred outflows of resources and deferred inflows of resources related to pensions will be recognized as an increase (decrease) in pension expense as follows:

Year	MERS
2026	\$1,097,801
2027	(614,518)
2028	(533,084)
2029	(232,496)
Total	<u>\$ 282,303</u>

CITY OF RUSTON, LOUISIANA
 NOTES TO FINANCIAL STATEMENTS
 SEPTEMBER 30, 2025

Actuarial Assumptions

A summary of the actuarial methods and assumptions used in determining the total pension liability as of September 30, 2025, is as follows:

Valuation Date	June 30, 2025	
Actuarial Cost Method	Entry age normal	
Expected Remaining Service Lives	3 years	
Investment Rate of Return	6.85%, net of pension plan investment expense, including inflation	
Inflation Rate	2.5%	
Salary Increases, including inflation and merit	<u>Years of Service</u>	<u>Salary Growth Rate</u>
	1 – 2	9.00%
	Above 2	4.40%

Mortality For annuitants and beneficiaries, the Pub-2010(B) Public Retirement Plan Mortality Table for Safety Below-Median Healthy Retirees multiplied by 115% for males and 120% for females, each with full generational projection using the MP2021 scale was used.

For disabled lives, the Pub-2010(B) Public Retirement Plans Mortality Table for Safety Disabled Retirees multiplied by 115% for males and 120% for females, each with full generational projection using the MP2021 scale was used.

For employees, the Pub-2010(B) Public Retirement Plans Mortality Table for Safety Below-Median Employees multiplied by 115% for males and 120% for females, each with full generational projection using the MP2021 scale was used.

Cost of Living Adjustments The present value of future retirement benefits is based on benefits currently being paid by the System and includes previously granted cost of living increases. The present values do not include provisions for potential future increases not yet authorized by the Board of Trustees.

The long-term expected rate of return on pension plan investments was determined using a building-block method in which best-estimate ranges of expected future real rates of return (expected returns, net of pension plan investment expense and inflation) are developed for each major asset class. These ranges are combined to produce the long-term expected rate of return by weighting the expected future real rates of return by the target asset allocation percentage and by adding expected inflation and an adjustment for the effect of rebalancing/diversification.

CITY OF RUSTON, LOUISIANA
NOTES TO FINANCIAL STATEMENTS
SEPTEMBER 30, 2025

Discount Rate

The long-term expected rate of return was 6.85%. The projection of cash flows used to determine the discount rate assumed that contributions from plan members will be made at the current contribution rates and that contributions from the participating employers and non-employer contributing entities will be made at actuarially determined contribution rates, which are calculated in accordance with relevant statutes and approved by the Board of Trustees and the Public Retirement Systems' Actuarial Committee. Based on these assumptions, the pension plan's fiduciary net position was projected to be available to make all projected future benefit payments of current plan members. Therefore, the long-term expected rate of return on pension plan investments was applied to all periods of projected benefit payments to determine the total pension liability.

Sensitivity of the Employer's Proportionate Share of the Net Pension Liability to Changes in the Discount Rate

The following table presents the City's proportionate share of the net pension liability (NPL) using the discount rate of 6.85% as well as what the City's proportionate share of the NPL would be if it were calculated using a discount rate that is one percentage-point lower or one percentage-point higher than the current discount rate:

<u>MERS</u>	<u>1.0% Decrease</u>	<u>Current Discount Rate</u>	<u>1.0% Increase</u>
Rates	5.85%	6.85%	7.85%
City's Share - NPL	\$16,177,161	\$9,886,053	\$4,533,930

Firefighters' Retirement System (FRS)

Plan Description - The City of Ruston contributes to the Firefighters' Retirement System, a cost-sharing multiple-employer defined benefit pension established to provide retirement, disability and survivor benefits to firefighters in Louisiana. FRS covers firefighters employed by any municipality, parish, or fire protection district of the State of Louisiana under the provisions of Louisiana Revised Statutes 11:2251 through 2269 effective January 1, 1980. Benefits are established by State statutes. FRS issues a publicly available financial report that includes financial statements and required supplementary information. That report may be obtained by writing to the Board of Trustees, Firefighters' Retirement System, 3100 Brentwood Drive, Baton Rouge, Louisiana 70809 or by calling (225) 925-4060.

Funding Policy - State statute requires covered employees to contribute 10% of their annual compensation. For the year ended September 30, 2025, the City is required to contribute 33.25% of annual compensation excluding overtime but including State supplemental pay. As provided by Louisiana Revised Statute 11:103, the employer contributions are determined by actuarial valuation and are subject to change each year based on the results of the valuation for the prior fiscal year. The City's contributions to FRS for the year ended September 30, 2025, 2024, and 2023 were \$1,407,045, \$1,199,316, and \$879,691, respectively, equal to the required contribution for each year.

CITY OF RUSTON, LOUISIANA
NOTES TO FINANCIAL STATEMENTS
SEPTEMBER 30, 2025

Pension Liabilities, Pension Expense, and Deferred Outflows of Resources and Deferred Inflows of Resources Related to Pensions

At September 30, 2025, the City reported a liability of \$5,775,165 for its proportionate share of the net pension liability for the FRS plan. The net pension liability was measured as of June 30, 2025, and the total pension liability used to calculate the net pension liability was determined by an actuarial valuation as of that date. The City's proportion of the net pension liability was based on a projection of the City's long-term share of contributions to the FRS pension plan relative to the projected contributions of all participating employers, actuarially determined. At June 30, 2025, the City's proportion was 1.371094%, which was an increase of 0.11590% from its proportion measured as of June 30, 2024.

For the year ended September 30, 2025, the City recognized pension expense of \$927,894 plus employer's amortization of change in proportionate share and differences between employer contributions and proportionate share of contributions, \$304,940.

At September 30, 2025, the City reported deferred outflows of resources and deferred inflows of resources related to pensions from the following sources:

	Deferred Outflows of Resources	Deferred Inflows of Resources
Differences between expected and actual experience	\$ 739,558	\$ 104,193
Changes of assumptions	263,305	-
Net differences between projected and actual earnings on pension plan investments	-	1,079,205
Changes in proportion and differences between employer contributions and proportionate share of contributions	1,603,926	80,732
Employer contributions subsequent to the measurement date	374,226	-
Total	\$2,981,015	\$1,264,130

The City reported a total of \$374,226 as deferred outflow of resources related to pension contributions made subsequent to the measurement period of June 30, 2025, which will be recognized as a reduction in net pension liability in the year ended September 30, 2026.

Other amounts reported as deferred outflows of resources and deferred inflows of resources related to pensions will be recognized as an increase (decrease) in pension expense as follows:

Year	FRS
2026	\$ 976,572
2027	(200,158)
2028	(116,598)
2029	132,442
2030	405,859
2031	144,542
Total	\$1,342,659

CITY OF RUSTON, LOUISIANA
NOTES TO FINANCIAL STATEMENTS
SEPTEMBER 30, 2025

Actuarial Assumptions

A summary of the actuarial methods and assumptions used in determining the total pension liability as of September 30, 2025, is as follows:

Valuation Date	June 30, 2025	
Actuarial Cost Method	Entry Age Normal	
Expected Remaining Service Lives	7 years, closed period	
Inflation Rate	2.50% per annum	
Investment Rate of Return	6.90% per annum (net of investment expense, including inflation)	
Salary Increases, including inflation and merit	<u>Years of Service</u>	<u>Salary Growth Rate</u>
	1 – 2	14.50%
	Above 2	5.00%
Mortality	Active members - Pub-2016 Public Retirement Plans Mortality Table for Safety Below-Median Employee	
	Disabled retirees - Pub-2016 Public Retirement Plans Mortality Table for Safety Disabled Retirees	
	Healthy retirees and beneficiaries - Pub-2016 Public Retirement Plans Mortality Table for Safety Below-Median Healthy Retirees	
Cost of Living Adjustments	Only those previously granted	

The long-term expected rate of return on pension plan investments was determined using a building-block method in which best-estimate ranges of expected future real rates of return (expected returns, net of pension plan investment expense and inflation) are developed for each major asset class. These ranges are combined to produce the long-term expected rate of return by weighting the expected future real rates of return by the target asset allocation percentage and by adding expected inflation and an adjustment for the effect of rebalancing/diversification.

Discount Rate

The discount rate used to measure the total pension liability was 6.90%. The projection of cash flows used to determine the discount rate assumes that contributions from plan members will be made at the current contribution rates, and that contributions from participating employers and non-employer contributing entities will be made at the actuarially-determined rates approved by the Board of Trustees and by the Public Retirement Systems' Actuarial Committee taking into consideration the recommendation of the System's actuary. Based on these assumptions, the System's fiduciary net position was projected to be available to make all projected future benefit payments of current plan members. Therefore, the long-term

CITY OF RUSTON, LOUISIANA
NOTES TO FINANCIAL STATEMENTS
SEPTEMBER 30, 2025

expected rate of return on pension plan investments was applied to all periods of projected benefit payments to determine the total pension liability.

Sensitivity of the Employer's Proportionate Share of the Net Pension Liability to Changes in the Discount Rate

The following table presents the City's proportionate share of the net pension liability (NPL) using the discount rate of 6.90% as well as what the City's proportionate share of the NPL would be if it were calculated using a discount rate that is one percentage-point lower or one percentage-point higher than the current rate as of June 30, 2025:

<u>FRS</u>	<u>1.0% Decrease</u>	<u>Current Discount Rate</u>	<u>1.0% Increase</u>
Rates	5.90%	6.90%	7.90%
City's Share – NPL	\$11,143,283	\$5,775,165	\$1,300,317

Municipal Police Employees' Retirement System (MPERS)

Plan Description – The City of Ruston contributes to the Municipal Police Employees' Retirement System (MPERS), a cost-sharing multiple-employer defined benefit pension plan. Membership in MPERS is mandatory for any full-time police officer employed by a municipality of the State of Louisiana and engaged in law enforcement, empowered to make arrests, provided he or she does not have to pay social security and providing he or she meets the statutory criteria and earning at least \$375 per month excluding state supplemental pay, or an elected Chief of Police whose salary is at least \$100 per month, and any employee of this system may participate in the MPERS. Benefits are established by State statutes. MPERS issues a publicly available financial report that includes financial statements and required supplementary information. That report may be obtained by writing the Board of Trustees of the Municipal Police Employees' Retirement System, 7722 Office Park Boulevard, Suite 200, Baton Rouge, Louisiana 70809 or by calling (800) 443-4248.

Funding Policy – State statute requires plan members to contribute 10% of their annual compensation. For the year ended September 30, 2025, the City was required to contribute 36.600% of annual compensation excluding overtime but including State supplemental pay. As provided by Louisiana Revised Statute 11:103, the employer contributions are determined by actuarial valuation and are subject to change each year based on the results of the valuation for the prior fiscal year. The City's contributions to MPERS for the years ended September 30, 2025, 2024, and 2023 were \$854,376, \$749,197, and \$647,934, respectively, equal to the required contribution for each year.

Pension Liabilities, Pension Expense, and Deferred Outflows of Resources and Deferred Inflows of Resources Related to Pensions

At September 30, 2025, the City reported a liability of \$4,421,180 for its proportionate share of the net pension liability for the MPERS plan. The net pension liability was measured as of June 30, 2025, and the total pension liability used to calculate the net pension liability was determined by an actuarial valuation as of that date. The City's proportion of the net pension liability was based on a projection of the City's long-term share of contributions to the MPERS pension plan relative to the projected contributions of all participating employers, actuarially

CITY OF RUSTON, LOUISIANA
NOTES TO FINANCIAL STATEMENTS
SEPTEMBER 30, 2025

determined. At June 30, 2025, the City's proportion was 0.640185%, which was an increase of 0.01372% from its proportion measured as of June 30, 2024.

For the year ended September 30, 2025, the City recognized pension expense of \$420,576 plus employer's amortization of change in proportionate share and differences between employer contributions and proportionate share of contributions, \$27,131.

At September 30, 2025, the City reported deferred outflows of resources and deferred inflows of resources related to pensions from the following sources:

	Deferred Outflows of Resources	Deferred Inflows of Resources
Differences between expected and actual experience	\$214,368	\$116,969
Changes of assumptions	-	203,057
Net differences between projected and actual earnings on pension plan investments	-	348,260
Change in proportion and differences between employer contributions and proportionate share of contributions	149,753	171,022
Employer contributions subsequent to the measurement date	206,796	-
Total	\$570,917	\$839,308

The City reported a total of \$206,796 as deferred outflow of resources related to pension contributions made subsequent to the measurement period of June 30, 2025, which will be recognized as a reduction in the net pension liability in the year ended September 30, 2026.

Other amounts reported as deferred outflows of resources and deferred inflows of resources related to pensions will be recognized as an increase (decrease) in pension expense as follows:

Year	MPERS
2026	\$ 264,484
2027	(328,940)
2028	(264,834)
2029	(145,897)
Total	\$(475,187)

CITY OF RUSTON, LOUISIANA
NOTES TO FINANCIAL STATEMENTS
SEPTEMBER 30, 2025

Actuarial Assumptions

A summary of the actuarial methods and assumptions used in determining the total pension liability as of September 30, 2025, is as follows:

Valuation Date	June 30, 2025	
Actuarial Cost Method	Entry age normal cost	
Investment Rate of Return	6.750%, net of investment expense	
Expected Remaining Service Lives	4 years	
Inflation Rate	2.50%	
Salary Increases, including inflation and merit	<u>Years of Service</u>	<u>Salary Growth Rate</u>
	1 – 2	13.00%
	Above 2	4.75%
Mortality	<p>For annuitants and beneficiaries, the Pub-2016 Public Retirement Plan Mortality Table for Safety Below-Median Healthy Retirees multiplied by 125% for males and 125% for females, each with full generational projection using the MP2021 scale was used.</p> <p>For disabled lives, the Pub-2016 Public Retirement Plans Mortality Table for Safety Disabled Retirees multiplied by 125% for males and 125% for females, each with full generational projection using the MP2021 scale was used.</p> <p>For employees, the Pub-2016 Public Retirement Plans Mortality Table for Safety Below-Median Employees multiplied by 125% for males and 125% for females, each with full generational projection using the MP2021 scale was used.</p>	
Cost-of-Living Adjustments	<p>The present value of future retirement benefits is based on benefits currently being paid by the System and includes previously granted cost-of-living increases. The present values do not include provisions for potential future increases not yet authorized by the Board of Trustees.</p>	

The long-term expected rate of return on pension plan investments was determined using a building-block method in which best-estimate ranges of expected future real rates of return (expected returns, net of pension plan investment expense and inflation) are developed for each major asset class. These ranges are combined to produce the long-term expected rate of return by weighting the expected future real rates of return by the target asset allocation percentage and by adding expected inflation and an adjustment for the effect of rebalancing/diversification.

CITY OF RUSTON, LOUISIANA
NOTES TO FINANCIAL STATEMENTS
SEPTEMBER 30, 2025

Discount Rate

The discount rate used to measure the total pension liability was 6.75%. The projection of cash flows used to determine the discount rate assumed that contributions from plan members will be made at the current contribution rates and that contributions from participating employers will be made at the actuarially determined rates, actuarially determined. Based on those assumptions, the pension plan's fiduciary net position was projected to be available to make all projected future benefit payments of current active and inactive plan members. Therefore, the long-term expected rate of return on pension plan investments was applied to all periods of projected benefit payments to determine the total pension liability.

Sensitivity of the Employer's Proportionate Share of the Net Pension Liability to Changes in the Discount Rate

The following table presents the City's proportionate share of the net pension liability (NPL) using the discount rate of 6.75%, as well as what the City's proportionate share of the NPL would be if it were calculated using a discount rate that is one percentage-point lower or one percentage-point higher than the current rate as of June 30, 2025:

MPERS	1% Decrease	Current Discount Rate	1.0% Increase
Rates	5.75%	6.75%	7.75%
City's Share – NPL	\$7,252,238	\$4,421,180	\$2,050,276

10. Other Required Individual Fund Disclosures

a. Interfund Receivables and Payables

Interfund balances at September 30, 2025, are as follows:

DUE FROM	DUE TO											Total
	General Fund	Sales Tax Funds	I-20 TID Fund	Moving Ruston Forward	Nonmajor Gov Funds	Electric System	Water System	Sewer System	Sports Complex	Nonmajor Enterprise Funds	Internal Service Funds	
General Fd	\$ 948,491	\$ 126,125	\$ -	\$ 835,621	\$ 324,301	\$ 4,276,097	\$3,307,372	\$2,939,558	\$1,808,180	\$2,851,669	\$ 320,748	\$17,738,163
Sales Tax Fds	-	1,111,432	-	1,447,432	-	-	-	-	-	-	-	2,558,863
I-20 TID Fund	1,192,521	-	-	817,380	14,940	-	509,303	-	-	11,687	-	2,545,832
Moving Ruston Forward	-	-	-	-	4,400	-	-	-	-	-	-	4,400
Nonmajor Gov Fds	3,406,374	33,977	-	4,085,092	42,158	-	5,301	375,000	-	-	950	7,948,851
Electric System	42,526	-	474,934	551,130	398,657	-	-	-	89,372	1,032,675	693,495	3,282,789
Water System	-	-	-	1,836	-	22,368,386	-	-	-	-	231	22,370,452
Sewer System	-	-	457,365	506	-	20,871,533	71,609	-	-	-	-	21,401,013
Sports Complex	377	-	-	-	19,000	-	22,499	-	-	-	-	41,876
Nonmajor Enterprise Fds	4,929,467	-	44,269	20,000	23,029	2,034,615	71,884	346,005	-	475,999	-	7,945,268
Internal Service Fds	1,315,481	-	-	-	53,307	10,475	53,154	87,259	14,078	176,482	11,600	1,721,837
Total	\$11,835,238	\$1,271,535	\$ 976,568	\$7,758,997	\$ 879,793	\$49,561,106	\$4,041,122	\$3,747,822	\$1,911,630	\$4,548,512	\$1,027,024	\$87,559,344

All balances resulted from the time lag between the dates that (1) interfund goods and services are provided or reimbursable expenditures occur, (2) transactions are recorded in the accounting system, and (3) payments between funds are made.

CITY OF RUSTON, LOUISIANA
NOTES TO FINANCIAL STATEMENTS
SEPTEMBER 30, 2025

b. Interfund Transfers

Transfers for the year ended September 30, 2025, are as follows:

TRANSFERS IN	TRANSFERS OUT									Total
	General Fund	Sales Tax Funds	I20 TID Fund	Nonmajor Gov Funds	Electric System	Water System	Sewer System	Sports Complex	Nonmajor Enterprise Funds	
General Fund		\$ 17,431,607	\$1,262,261		\$ 9,953,434	\$ 1,055,252	\$ 975,000	\$ 114,529	\$ 968,200	\$ 31,760,283
I20 TID Fund				\$ 10,450,000	25,000					10,475,000
Moving Ruston Forward	\$ 2,000	533,000			44,320				17,000	596,320
Nonmajor Gov Fds	56,138	456,841			122,031	19,791		87,800	33,500	776,101
Electric System	914,073			34,031				102,855	155,966	1,206,925
Water System	2,626,099		296,234	1,791			191,000	193,413	331,886	3,640,423
Sewer System	1,207,545	1,613,627	435,452			29,000			375,700	3,661,324
Sports Complex	478,541			264,250	529,155	20,413			72,500	1,364,859
Nonmajor Enterprise Fds	1,641,200				4,141,863	27,577			60,588	5,871,228
Internal Service Fds	18,101				603,500				11,300	632,901
Total Transfers	\$ 6,943,697	\$ 20,035,075	\$ 1,993,947	\$ 10,750,072	\$ 15,419,303	\$ 1,152,033	\$ 1,166,000	\$ 498,597	\$ 2,026,640	\$ 59,985,364

Transfers are used to (1) move revenues from the fund that statute or budget requires to collect them to the fund that statute or budget requires to expend them, (2) move receipts restricted to debt service from the funds collecting the receipts to the debt service fund as debt service payments become due, (3) use unrestricted revenue collected in the General Fund to finance various programs accounted for in other funds in accordance with budgetary authorizations, and (4) pay the General Fund in lieu of property and sales taxes and services performed by other departments.

c. On Behalf Payments

The City makes certain payments on behalf of Ruston City Judge and Ruston City Marshal as part of normal operations and considered in the annual budget process. On behalf of payments as of September 30, 2025, are shown below:

Payee	Amount
Ruston City Judge	\$483,019
Ruston City Marshal	341,773
Total On Behalf Payments	\$824,792

11. Federal and State Financial Assistance

Federal and State governmental units represent an important source of supplementary funding to finance housing, employment, construction programs, and other activities beneficial to the community. These funds, primarily in the form of grants, are recorded in the General, Special Revenue, and Enterprise Funds. A grant receivable is recorded when the City has a right to reimbursement under the related grant. The grants normally specify the purpose for which the funds may be used and are audited annually under the single audit as mandated by the Single Audit Act of 1996 and *Title 2 U.S. Code of Federal Regulations (CFR), Part 200, Uniform Administration Requirements, Cost Principles, and Audit Requirements for Federal Awards (Uniform Guidance)*.

CITY OF RUSTON, LOUISIANA
 NOTES TO FINANCIAL STATEMENTS
 SEPTEMBER 30, 2025

12. Postemployment Health Care and Life Insurance Benefits

General Information about the OPEB Plan

Plan description – The City provides certain continuing health care and life insurance benefits for its retired employees. The City’s OPEB Plan (the OPEB Plan) is a single-employer defined benefit OPEB plan administered by the City. The authority to establish and/or amend the obligation of the employer, employees and retirees rests with the City. No assets are accumulated in a trust that meets the criteria in Governmental Accounting Standards Board (GASB).

Benefits Provided – Medical benefits are provided through a self-insured medical plan and are made available to employees upon actual retirement. Employees are eligible for retirement according to age and years of service (YOS) as follows:

<u>MERS Hired Before 01/01/2013</u>	<u>MERS Hired After 01/01/2013</u>
Age 60 with 10 YOS	Age 55 with 30 YOS
Any age with 25 YOS	Age 62 with 10 YOS
	Age 67 with 7 YOS

Contributions towards medical premiums are based on years of service at retirement as follows:

<u>Years of Service</u>	<u>Retiree Contribution</u>	<u>City Contribution</u>
20 – 24	79%	21%
25 – 29	66%	33%
30+	59%	41%

Life insurance coverage in varying amounts is provided to retirees. Retiree insurance coverage amounts are \$20,000, reduced to \$10,000 at age 70 and to \$1,000 at age 75. Retirees pay a portion of the premiums depending on years of service at retirement.

Employees covered by benefit terms – As of September 30, 2025, the following employees were covered by the benefit terms:

Inactive employees or beneficiaries currently receiving benefit payments	61
Inactive employees entitled to but not yet receiving benefit payments	-
Active employees	305
Total	366

Total OPEB Liability

The City’s total OPEB liability was \$15,098,693 as September 30, 2025.

CITY OF RUSTON, LOUISIANA
NOTES TO FINANCIAL STATEMENTS
SEPTEMBER 30, 2025

Actuarial assumptions and other inputs – The total OPEB liability in the September 30, 2025, actuarial valuation was determined using the following actuarial assumptions and other inputs, applied to all periods included in the measurement, unless otherwise specified:

Inflation	2.5%	
Salary increases	<u>Years of Service</u>	<u>MERS</u>
	1 – 4	6.40%
	5 – 24	4.50%
	25+	4.50%
Prior discount rate	3.81%	
Discount rate	4.90%, net of OPEB plan investment expense, including inflation	
Healthcare cost trend rates	Getzen model, initial trend of 5.0%	
Mortality	PubG.H-2010(B), mortality rates increased by 20%. MP-2021 Projection table	

The discount rate was based on the Bond Buyers' 20 Year General Obligation municipal bond index as of September 30, 2025, the end of the applicable measurement period. The actuarial assumptions used in the September 30, 2025, valuation were based on the results of ongoing evaluations of the assumptions from October 1, 2009, to September 30, 2024.

Changes in the Total OPEB Liability

Balance, September 30, 2024	\$17,194,574
Changes for the year:	
Service cost	424,283
Interest	658,912
Differences between expected and actual experience	-
Changes in assumptions	(2,523,812)
Benefit payments and net transfers	(655,264)
Net changes	(2,095,881)
Balance, September 30, 2025	\$15,098,693

Sensitivity of the total OPEB liability to changes in the discount rate – The following presents the total OPEB liability of the City, as well as what the City's total OPEB liability would be if it were calculated using a discount rate that is 1-percentage-point lower (3.90%) or 1-percentage-point higher (5.90%) than the current discount rate:

	1.0% Decrease	Current Discount Rate	1.0% Increase
Rates	3.90%	4.90%	5.90%
OPEB liability	\$17,389,493	\$15,098,693	\$13,261,194

CITY OF RUSTON, LOUISIANA
NOTES TO FINANCIAL STATEMENTS
SEPTEMBER 30, 2025

Sensitivity of the total OPEB liability to changes in the healthcare cost trend rates – The following presents the total OPEB liability of the City, as well as what the City's total OPEB liability would be if it were calculated using healthcare cost trend rates that are 1-percentage-point lower (4.0%) or 1-percentage-point higher (6.0%) than the current healthcare trend rates:

	1.0% Decrease	Current Trend	1.0% Increase
Rates	4.0%	5.0%	6.0%
OPEB liability	\$13,000,683	\$15,098,693	\$17,773,453

OPEB Expense and Deferred Outflows of Resources/Deferred Inflows of Resources – For the year ended September 30, 2025, the City recognized OPEB expense of (\$211,919). At September 30, 2025, the City reported deferred outflows of resources and deferred inflows of resources related to OPEB from the following sources:

	Deferred Outflows of Resources	Deferred Inflows of Resources
Differences between expected and actual experience	\$ 388,557	(\$ 132,004)
Changes in assumptions	2,711,753	(2,806,725)
Total	\$3,100,310	(\$2,938,729)

Amounts reported as deferred outflows of resources and deferred inflows of resources related to OPEB will be recognized in OPEB expense as follows:

Year ending September 30	Amount
2026	\$215,475
2027	215,475
2028	215,475
2029	99,064
2030	(223,366)
Thereafter	(360,542)

CITY OF RUSTON, LOUISIANA
NOTES TO FINANCIAL STATEMENTS
SEPTEMBER 30, 2025

Schedule of Changes in Net OPEB Liability and Related Ratios
For the Year Ended September 30, 2025

	Fiscal year ended 9/30 of							
	2025	2024	2023	2022	2021	2020	2019	2018
OPEB Expenses								
Service cost	\$ 424,283	\$ 449,712	\$ 416,004	\$ 328,022	\$ 301,702	\$ 220,421	\$ 221,500	\$ 253,617
Interest	658,912	650,276	623,174	308,181	285,595	590,701	665,023	615,554
Changes of benefit terms	-	-	-	-	-	-	-	-
Differences between expected and actual experience	-	(48,414)	-	624,717	417,717	(4,408,039)	332,256	(292,278)
Changes of assumptions	(2,523,812)	1,008,691	(142,642)	190,196	305,653	(5,523,531)	5,251,800	(1,685,835)
Benefit payments	(655,264)	(624,061)	(448,028)	(294,491)	(160,566)	(166,476)	(180,342)	(170,940)
Net change in total OPEB liability	(2,095,881)	1,436,204	448,508	1,156,625	1,150,101	(9,286,924)	6,290,237	(1,279,882)
Total OPEB liability - beginning	17,194,574	15,758,370	15,309,862	14,153,237	13,003,136	22,290,060	15,999,823	17,279,705
Total OPEB liability - ending (a)	\$ 15,098,693	\$ 17,194,574	\$ 15,758,370	\$ 15,309,862	\$ 14,153,237	\$ 13,003,136	\$ 22,290,060	\$ 15,999,823
Covered-employee payroll	\$ 13,356,170	\$ 12,935,758	\$ 12,598,667	\$ 12,231,716	\$ 12,720,985	\$ 10,817,631	\$ 11,150,370	\$ 10,721,510
Net OPEB liability as a percentage of covered-employee payroll	113.05%	132.92%	125.08%	125.17%	111.26%	120.20%	199.90%	149.23%
Notes to Schedule:								
<i>Benefit Change:</i>	None	None	None	None	None	None	None	None
<i>Changes of Assumptions:</i>								
<i>Discount Rate:</i>	4.90%	3.81%	4.09%	4.02%	2.15%	2.21%	2.66%	4.18%
<i>Mortality:</i>	PubG.H-2010(B), mortality rates increased by 20%	PubG.H-2010(B), mortality rates increased by 20%	PubG.H-2010(B), mortality rates increased by 20%	PubG.H-2010(B), mortality rates increased by 20%	RP-2000	RP-2000	RP-2000	RP-2000
<i>Trend:</i>	Getzen model	Getzen model	Variable	Variable	Variable	Variable	5.5%	5.5%

13. Commitments and Contingencies

a. Construction Projects

There are certain infrastructure and construction projects in progress at September 30, 2025, primarily the street overlay infrastructure project, Water Sector Program improvements, Fire Station #2 construction along with various smaller projects. Some of these projects are funded with grant revenue.

There are several transportation and recreation improvement projects under way, funded from grant revenue, primarily the East Kentucky Avenue widening project.

The City has contractual commitments of approximately \$9.3 million in governmental activities related to these construction projects.

CITY OF RUSTON, LOUISIANA
NOTES TO FINANCIAL STATEMENTS
SEPTEMBER 30, 2025

b. Risk Management

The City is exposed to various risks of loss related to torts; theft of, damage to and destruction of assets; errors and omissions; injuries to employees; and natural disasters. The City maintains commercial insurance for risks related to (1) Public Official Errors and Omissions Liability, (2) General Liability, (3) Business Auto Liability, (4) Law Enforcement Professional Liability, and (5) Fire and Extended coverage. Settled claims resulting from these risks did not exceed commercial insurance coverage in the current year. General Liability and Business Auto Liability are subject to a \$1,000,000 per occurrence limit. The Public Official Errors and Omissions Liability and Law Enforcement Professional Liability are subject to a \$1,000,000 per occurrence limit with a \$100,000 deductible. The City maintained property insurance during the year on approximately \$101.8 million in City property, subject to a \$100,000 per occurrence retention for property claims. The property insurance is with Travelers Indemnity Company.

c. Worker's Compensation

The City established a limited risk management program for worker's compensation in 1988. Premiums are paid into the Workmen's Compensation Self-Insurance Fund by other funds and are available to pay claims, claim reserves, and administrative costs of the program. An excess coverage insurance policy covers individual claims in excess of \$175,000. Reported and an estimate of incurred but not reported claims of \$813,007 has been accrued as a liability based upon the service company's loss reserve report. Interfund premiums are based upon the approximate premium. Payments to the worker's compensation fund are accounted for as an expenditure/expense of the paying fund. The Workmen's Compensation Self-Insurance Fund has a net position of (\$408,349) at September 30, 2025. There was no increase in insurance coverage from the prior year. No claims exceeded the City's insurance coverage for each of the past five fiscal years.

d. General Self-Insurance

The City established a limited risk management program for employee medical coverage in 1988. Amounts paid into the General Self-Insurance Fund stem from employee contributions, payments by retired employees, and payments by other funds, and are available to pay claims, claim reserves and administrative costs of the program. During the year ended September 30, 2025, a total of \$4,847,480 was paid in benefits and administrative costs. The insurance fund has a net position of \$1,238,466 at September 30, 2025. An excess coverage co-insurance policy covers individual claims in excess of \$75,000 per calendar year. Incurred but not reported claims of \$338,598 have been accrued as a liability based upon information provided by the claims' administrators. Interfund payments are based on total operating expenses minus employee contributions and payments by retired employees. Payments to the Health Insurance Fund are accounted for as an expenditure/expense of the paying fund. There were no reductions in insurance coverage from the prior year. No claims exceeded the City's insurance coverage for each of the past five fiscal years.

CITY OF RUSTON, LOUISIANA
NOTES TO FINANCIAL STATEMENTS
SEPTEMBER 30, 2025

A reconciliation of changes in the aggregate liabilities for claims for the self-insurance funds is as follows:

	Accrued Claims October 1	Claims Incurred	Claims Paid	Accrued Claims September 30
Worker's Compensation				
2025	\$650,183	\$1,689,095	(\$1,526,271)	\$813,007
2024	800,381	518,749	(668,947)	650,183
Health Insurance				
2025	344,952	2,093,170	(2,769,720)	331,598
2024	296,707	1,580,087	(2,221,746)	344,952

e. Litigation

The City is defendant in several lawsuits in which the outcome is uncertain at the present time. In the opinion of the City Attorney, the City's ultimate exposure will not have a material adverse effect on the financial condition of the City. The City believes that adequate provision has been made for any amounts not covered by insurance should the Court find in favor of the plaintiffs.

f. Grant Disallowances

The City participates in federally assisted grant programs. These programs are subject to program compliance audits under the Single Audit Act. Such audits could lead to requests for reimbursement by the grantor agency for expenditures disallowed under terms of the grants. City management believes that the amount of disallowances, if any, which may arise from future audits will not be material.

g. Revenues from the State of Louisiana

The General Fund receives various revenues from the State of Louisiana. The continuation of these revenues at these amounts is contingent on a variety of factors at the state level.

h. COVID-19

The American Rescue Plan Act (ARPA) was signed into law on March 11, 2021, providing additional financial relief to the effects of the COVID-19 pandemic. ARPA funds are included in Unearned Revenue on the Statement of Net Position. These funds may be used to cover qualifying costs obligated between March 31, 2021, and December 31, 2024, and expended by December 31, 2026.

14. Leases

The City has entered into agreements to lease certain equipment. The lease agreements qualify as other than short-term leases under GASB 87 and, therefore, have been recorded at the present value of the future minimum lease payments as of the date of their inception.

On September 23, 2024, the City agreed to lease equipment from Jim Taylor Ford for the sum of \$250 payable monthly on the 5th day of each month for 12 consecutive months. The lease commenced on September 23, 2024, and ended on September 22, 2025. Annual lease payments totaled \$3,000 for the current fiscal year.

CITY OF RUSTON, LOUISIANA
NOTES TO FINANCIAL STATEMENTS
SEPTEMBER 30, 2025

On February 2, 2022, the City agreed to lease equipment from BancorpSouth Equipment Finance for the sum of \$14,217 payable monthly on the 16th day of each month for 36 consecutive months with a 37th final payment of \$450,000. The lease term commenced on February 2, 2022, and ended on March 16, 2025. Annual lease payments totaled \$99,522 for the current fiscal year.

On June 3, 2022, the City agreed to lease equipment from BancorpSouth Equipment Finance for the sum of \$9,016 payable monthly on the 23rd day of each month for 36 consecutive months with a 37th final payment of \$298,556. The lease commenced on June 3, 2022, and ended on July 23, 2025. Annual lease payments totaled \$81,143 for the current fiscal year.

On January 19, 2023, the City agreed to lease equipment from Cadence Bank for the sum of \$7,208 payable monthly on the 19th day of each month for 60 consecutive months with a 61st final payment of \$34,000. The lease term commenced on February 19, 2023, and will end on February 19, 2028. Annual lease payments totaled \$86,493 for the current fiscal year.

On August 11, 2023, the City agreed to lease equipment from Cadence Bank for the sum of \$6,441 payable monthly on the 11th day of each month for 48 consecutive months with a 49th final payment of \$70,000. The lease term commenced on September 11, 2023, and will end on September 11, 2027. Annual lease payments totaled \$77,290 for the current fiscal year.

On October 15, 2023, the City agreed to lease equipment from Southland Paclease for the sum of \$10,306 payable monthly on the 21st day of each month for 60 consecutive months. The lease term commenced on October 15, 2023, and will end on September 15, 2028. Annual lease payments totaled \$123,668 for the current fiscal year.

On March 15, 2024, the City agreed to lease equipment from Cadence Bank for the sum of \$3,726 payable monthly on the 11th day of each month for 36 consecutive months with a 37th final payment of \$95,000. The lease commenced on March 15, 2024, and will end on February 15, 2027. Annual lease payments totaled \$44,710 for the current fiscal year.

On July 24, 2024, the City agreed to lease equipment from Cadence Bank for the sum of \$3,689 payable monthly on the 11th day of each month for 36 consecutive months with a 37th final payment of \$104,625. The lease term commenced on July 24, 2024, and will end on June 24, 2027. Annual lease payments totaled \$44,271 for the current fiscal year.

On August 2, 2024, the City agreed to lease equipment from Cadence Bank for the sum of \$6,453 payable monthly on the 11th day of each month for 36 consecutive months with a 37th final payment of \$199,347. The lease term commenced on August 2, 2024, and will end on July 2, 2027. Annual lease payments totaled \$77,440 for the current fiscal year.

On July 15, 2024, the City agreed to lease equipment from JB&B Capital for the sum of \$4,463 payable monthly on the 11th day of each month for 60 consecutive months. The lease term commenced on July 15, 2024, and will end on June 15, 2029. Annual lease payments totaled \$53,665 for the current fiscal year.

On October 1, 2024, the City agreed to lease equipment from Southland Paclease for the sum of \$5,353 payable monthly on the 21st day of each month for 60 consecutive months. The lease term commenced on October 1, 2024, and will end on September 30, 2029. Annual lease payments totaled \$64,237 for the current fiscal year.

CITY OF RUSTON, LOUISIANA
NOTES TO FINANCIAL STATEMENTS
SEPTEMBER 30, 2025

On September 23, 2024, the City agreed to lease equipment from Cadence Bank for the sum of \$3,663 payable monthly on the 11th day of each month for 36 consecutive months with a 37th final payment of \$104,625. The lease term commenced on October 3, 2024, and will end on October 3, 2027. Annual lease payments totaled \$43,959 for the current fiscal year.

On January 9, 2025, the City agreed to lease equipment from Cadence Bank for the sum of \$12,180 payable monthly on the 11th day of each month for 36 consecutive months with a 37th final payment of \$190,000. The lease term commenced on March 10, 2025, and will end on March 10, 2028. Annual lease payments totaled \$97,441 for the current fiscal year.

On May 6, 2025, the City agreed to lease equipment from Cadence Bank for the sum of \$18,768 payable monthly on the 11th day of each month for 36 consecutive months with a 37th final payment of \$285,000. The lease commenced on August 31, 2025, and will end on August 31, 2028. Annual lease payments totaled \$37,535 for the current fiscal year.

On July 8, 2025, the City agreed to lease equipment from Cadence Bank for the sum of \$12,630 payable monthly on the 11th day of each month for 36 consecutive months with a 37th final payment of \$413,238. The lease term commenced on July 10, 2025, and will end on July 10, 2028. Annual lease payments totaled \$37,891 for the current fiscal year.

The City also has an open-ended lease with Enterprise FM Trust for passenger vehicles for various departments with monthly payments varying from \$40,338 to \$91,225 due on the 20th day of each month for terms varying from 48 to 72 consecutive months. The lease commenced on March 13, 2020, with various end dates through May 31, 2028. Annual lease payments totaled \$1,027,367.

Future minimum lease payments to be paid are:

Year ending September 30	Principal Payments	Interest Payments	Total
2026	\$1,733,823	\$205,251	\$1,939,074
2027	2,175,148	141,310	2,316,458
2028	2,115,376	60,508	2,175,884
2029	311,483	4,159	315,642
2030	68,050	359	68,409
Total	<u>\$6,403,880</u>	<u>\$411,587</u>	<u>\$6,815,467</u>

16. Compensation Paid to Members of the Board of Aldermen

In accordance with the requirements of the Office of the Legislative Auditor, State of Louisiana, the following schedule reflects compensation paid to members of the Board of Aldermen, City of Ruston for the fiscal year ended September 30, 2025:

Carolyn E. Cage	\$13,765
Melanie Lewis	13,765
Angela R. Mayfield	13,765
John Denny	13,765
Bruce E. Siegmund	13,765

CITY OF RUSTON, LOUISIANA
NOTES TO FINANCIAL STATEMENTS
SEPTEMBER 30, 2025

17. Sale of Telecommunications Fund

During the year ended September 30, 2025, the City completed the sale of substantially all assets of its Telecommunications Fund, a nonmajor enterprise fund. The transaction was consummated pursuant to an asset purchase agreement dated March 14, 2025, under which the City received cash consideration of \$5.0 million and transferred ownership of the telecommunications network and related assets. As a result of the sale, the operations of the Telecommunication Fund were discontinued.

18. Subsequent Events

The City has evaluated events subsequent to September 30, 2025, to assess the need for potential recognition or disclosure in this report. Such events were evaluated through March 31, 2026.

REQUIRED SUPPLEMENTARY
INFORMATION
(UNAUDITED)

CITY OF RUSTON, LOUISIANA
GENERAL FUND
SCHEDULE OF REVENUES, EXPENDITURES, AND CHANGES IN FUND BALANCE -
BUDGET AND ACTUAL
YEAR ENDED SEPTEMBER 30, 2025
(unaudited)

	Budget		Actual	Variance with Final Budget Favorable (Unfavorable)
	Original	Final		
REVENUES				
Taxes	\$ 2,665,500	\$ 2,265,500	\$ 2,262,777	\$ (2,723)
Licenses and permits	466,000	466,000	435,359	(30,641)
Intergovernmental	6,690,000	4,965,000	5,560,419	595,419
Charges for services	1,965,000	1,965,000	1,879,542	(85,458)
Fines and forfeitures	457,500	457,500	378,332	(79,168)
Investment earnings	182,000	182,000	181,127	(873)
Rent	6,000	6,000	2,654	(3,346)
Grants	19,101,000	601,000	770,399	169,399
Miscellaneous	150,000	150,000	204,963	54,963
Total revenues	<u>31,683,000</u>	<u>11,058,000</u>	<u>11,675,572</u>	<u>617,572</u>
EXPENDITURES				
General government:				
Executive:				
Regular salaries	792,665	792,665	785,345	7,320
Overtime salaries	2,500	2,500	2,474	26
Other employee benefits	406,745	406,745	368,984	37,761
Total salaries, wages, and employee benefits	<u>1,201,910</u>	<u>1,201,910</u>	<u>1,156,803</u>	<u>45,107</u>
Operating services	2,640,800	2,640,800	2,220,309	420,491
Materials and supplies	155,200	155,200	147,064	8,136
Travel and other	8,000	8,000	6,527	1,473
Improvements and equipment	347,000	347,000	392,690	(45,690)
Total Executive	<u>4,352,910</u>	<u>4,352,910</u>	<u>3,923,393</u>	<u>429,517</u>
Information Technology:				
Regular salaries	158,450	158,450	174,557	(16,107)
Overtime salaries	5,000	5,000	3,159	1,841
Other employee benefits	81,935	81,935	88,369	(6,434)
Total salaries, wages, and employee benefits	<u>245,385</u>	<u>245,385</u>	<u>266,085</u>	<u>(20,700)</u>
Operating services	486,950	486,950	483,459	3,491
Materials and supplies	10,750	10,750	10,228	522
Improvements and equipment	60,000	60,000	58,218	1,782
Total Information Technology	<u>803,085</u>	<u>803,085</u>	<u>817,990</u>	<u>(14,905)</u>
Economic Development:				
Regular salaries	111,595	111,595	108,742	2,853
Other employee benefits	57,730	57,730	45,934	11,796
Total salaries, wages, and employee benefits	<u>169,325</u>	<u>169,325</u>	<u>154,676</u>	<u>14,649</u>
Operating services	251,200	251,200	239,264	11,936
Materials and supplies	800	800	834	(34)
Travel and other	8,500	8,500	-	8,500
Improvements and equipment	-	-	5,732	(5,732)
Total Economic Development	<u>429,825</u>	<u>429,825</u>	<u>400,506</u>	<u>29,319</u>
Military Museum:				
Regular salaries	42,540	42,540	42,806	(266)
Other employee benefits	27,335	27,335	26,586	749
Total salaries, wages, and employee benefits	<u>69,875</u>	<u>69,875</u>	<u>69,392</u>	<u>483</u>
Operating services	3,750	3,750	10,008	(6,258)
Materials and supplies	8,500	8,500	299	8,201
Total Military Museum	<u>82,125</u>	<u>82,125</u>	<u>79,699</u>	<u>2,426</u>

See accompanying notes to budgetary comparison schedules and independent auditors' report.

CITY OF RUSTON, LOUISIANA
GENERAL FUND
SCHEDULE OF REVENUES, EXPENDITURES, AND CHANGES IN FUND BALANCE -
BUDGET AND ACTUAL
YEAR ENDED SEPTEMBER 30, 2025
(unaudited)

	<u>Budget</u>		<u>Actual</u>	Variance with Final Budget Favorable (Unfavorable)
	<u>Original</u>	<u>Final</u>		<u>(Unfavorable)</u>
City Hall/Civic Center:				
Regular salaries	\$ 119,280	\$ 119,280	\$ 107,932	\$ 11,348
Overtime salaries	15,000	15,000	15,555	(555)
Contract labor	75,000	75,000	23,853	51,147
Other employee benefits	46,610	46,610	46,946	(336)
Total salaries, wages, and employee benefits	<u>255,890</u>	<u>255,890</u>	<u>194,286</u>	<u>61,604</u>
Operating services	217,950	217,950	176,002	41,948
Materials and supplies	23,500	23,500	15,102	8,398
Improvements and equipment	48,000	48,000	432,602	(384,602)
Total City Hall/Civic Center	<u>545,340</u>	<u>545,340</u>	<u>817,992</u>	<u>(272,652)</u>
Planning, Zoning and Inspection:				
Regular salaries	450,290	450,290	448,696	1,594
Overtime salaries	3,000	3,000	6,470	(3,470)
Other employee benefits	196,640	196,640	211,291	(14,651)
Total salaries, wages, and employee benefits	<u>649,930</u>	<u>649,930</u>	<u>666,457</u>	<u>(16,527)</u>
Operating services	164,500	164,500	190,295	(25,795)
Materials and supplies	37,000	37,000	40,155	(3,155)
Travel and other	5,000	5,000	4,483	517
Total Planning, Zoning and Inspection	<u>856,430</u>	<u>856,430</u>	<u>901,390</u>	<u>(44,960)</u>
Total General Government	<u>7,069,715</u>	<u>7,069,715</u>	<u>6,940,970</u>	<u>128,745</u>
Public Safety:				
Police:				
Regular salaries	2,691,612	2,691,612	3,162,513	(470,901)
Overtime salaries	250,000	250,000	327,560	(77,560)
Other employee benefits	1,621,160	1,971,160	1,444,071	527,089
Total salaries, wages, and employee benefits	<u>4,562,772</u>	<u>4,912,772</u>	<u>4,934,144</u>	<u>(21,372)</u>
Operating services	841,200	841,200	842,353	(1,153)
Materials and supplies	297,000	297,000	391,736	(94,736)
Travel and other	70,000	70,000	64,236	5,764
Improvements and equipment	261,500	261,500	224,778	36,722
Total Police	<u>6,032,472</u>	<u>6,382,472</u>	<u>6,457,247</u>	<u>(74,775)</u>
Fire:				
Regular salaries	2,242,340	2,242,340	2,340,456	(98,116)
Overtime salaries	216,000	216,000	273,698	(57,698)
Other employee benefits	1,458,240	1,808,240	1,406,067	402,173
Total salaries, wages, and employee benefits	<u>3,916,580</u>	<u>4,266,580</u>	<u>4,020,221</u>	<u>246,359</u>
Operating services	277,000	277,000	224,318	52,682
Materials and supplies	160,500	160,500	185,939	(25,439)
Travel and other	55,000	55,000	60,508	(5,508)
Improvements and equipment	4,667,000	3,167,000	2,801,384	365,616
Total Fire	<u>9,076,080</u>	<u>7,926,080</u>	<u>7,292,370</u>	<u>633,710</u>
Probation	152,770	152,770	143,220	9,550
Total Public Safety	<u>15,261,322</u>	<u>14,461,322</u>	<u>13,892,837</u>	<u>568,485</u>

See accompanying notes to budgetary comparison schedules and independent auditors' report.

CITY OF RUSTON, LOUISIANA
GENERAL FUND
SCHEDULE OF REVENUES, EXPENDITURES, AND CHANGES IN FUND BALANCE -
BUDGET AND ACTUAL
YEAR ENDED SEPTEMBER 30, 2025
(unaudited)

	Budget		Actual	Variance with Final Budget Favorable (Unfavorable)
	Original	Final		
Public Works:				
Administration:				
Regular salaries	\$ 455,805	\$ 455,805	\$ 418,401	\$ 37,404
Overtime salaries	1,500	1,500	2,152	(652)
Other employee benefits	203,575	203,575	152,326	51,249
Total salaries, wages, and employee benefits	660,880	660,880	572,879	88,001
Operating services	184,500	184,500	473,033	(288,533)
Materials and supplies	186,000	186,000	192,081	(6,081)
Travel and other	2,000	2,000	283	1,717
Improvements and equipment	-	-	286,962	(286,962)
Total Administration	1,033,380	1,033,380	1,525,238	(491,858)
Streets:				
Regular salaries	1,044,750	1,044,750	970,038	74,712
Overtime salaries	45,000	45,000	75,444	(30,444)
Contract labor	40,000	40,000	366,228	(326,228)
Other employee benefits	601,910	736,910	555,470	181,440
Total salaries, wages, and employee benefits	1,731,660	1,866,660	1,967,180	(100,520)
Operating services	1,525,200	1,525,200	1,451,374	73,826
Materials and supplies	193,000	193,000	175,652	17,348
Travel and other	2,500	2,500	1,095	1,405
Improvements and equipment	31,434,800	5,434,800	5,445,048	(10,248)
Total Streets	34,887,160	9,022,160	9,040,349	(18,189)
Solid Waste:				
Regular salaries	642,740	642,740	626,377	16,363
Overtime salaries	200,000	200,000	159,820	40,180
Contract labor	35,000	35,000	118,054	(83,054)
Other employee benefits	354,060	354,060	307,379	46,681
Total salaries, wages, and employee benefits	1,231,800	1,231,800	1,211,630	20,170
Operating services	873,500	873,500	906,426	(32,926)
Materials and supplies	325,000	325,000	261,881	63,119
Travel and other	1,000	1,000	-	1,000
Improvements and equipment	33,000	33,000	31,341	1,659
Total Solid Waste	2,464,300	2,464,300	2,411,278	53,022
Repair Shop:				
Regular salaries	344,569	344,569	398,623	(54,054)
Overtime salaries	288,120	288,120	157,884	130,236
Other employee benefits	188,685	188,685	182,938	5,747
Total salaries, wages, and employee benefits	821,375	821,374	739,445	81,929
Operating services	81,000	81,000	78,442	2,558
Materials and supplies	33,700	33,700	30,198	3,502
Travel and other	-	-	192	(192)
Improvements and equipment	55,000	55,000	35,927	19,073
Total Repair Shop	991,075	991,075	884,204	106,870
Animal Control:				
Regular salaries	216,310	216,310	209,119	7,191
Overtime salaries	35,000	35,000	65,778	(30,778)
Other employee benefits	125,475	125,475	105,492	19,983
Total salaries, wages, and employee benefits	376,785	376,785	380,389	(3,604)
Operating services	67,500	67,500	88,103	(20,603)
Materials and supplies	24,000	24,000	61,235	(37,235)
Travel and other	2,500	2,500	622	1,878
Improvements and equipment	200,000	200,000	-	200,000
Total Animal Control	670,785	670,785	530,349	140,436

See accompanying notes to budgetary comparison schedules and independent auditors' report.

CITY OF RUSTON, LOUISIANA
GENERAL FUND
SCHEDULE OF REVENUES, EXPENDITURES, AND CHANGES IN FUND BALANCE -
BUDGET AND ACTUAL
YEAR ENDED SEPTEMBER 30, 2025
(unaudited)

	Budget		Actual	Variance with Final Budget Favorable (Unfavorable)
	Original	Final		
Geographic Information System (GIS)				
Regular salaries	\$ 238,060	\$ 238,060	\$ 168,341	\$ 69,719
Overtime salaries	12,000	12,000	10,129	1,871
Other employee benefits	116,455	116,455	84,561	31,894
Total salaries, wages, and employee benefits	<u>366,515</u>	<u>366,515</u>	<u>263,031</u>	<u>103,484</u>
Operating services	42,500	42,500	38,005	4,495
Materials and supplies	6,000	6,000	6,671	(671)
Total GIS	<u>415,015</u>	<u>415,015</u>	<u>307,707</u>	<u>107,308</u>
Total Public Works	<u>40,461,715</u>	<u>14,596,715</u>	<u>14,699,125</u>	<u>(102,411)</u>
Ruston City Judge	<u>338,720</u>	<u>338,720</u>	<u>339,799</u>	<u>(1,079)</u>
Ruston City Marshal	<u>335,750</u>	<u>335,750</u>	<u>341,773</u>	<u>(6,023)</u>
Total expenditures	<u>63,467,222</u>	<u>36,802,222</u>	<u>36,214,504</u>	<u>587,717</u>
Excess (deficiency) of revenues over (under) expenditures	<u>(31,784,222)</u>	<u>(25,744,222)</u>	<u>(24,538,932)</u>	<u>1,205,289</u>
OTHER FINANCING SOURCES (USES)				
Proceeds from sale of assets	-	-	250,866	250,866
Transfers in	32,136,595	32,909,595	31,760,283	(1,149,312)
Transfers (out)	(255,000)	(6,480,000)	(6,943,697)	(463,697)
Total other financing sources (uses)	<u>31,881,595</u>	<u>26,429,595</u>	<u>25,067,452</u>	<u>(1,362,143)</u>
Net change in fund balance	97,373	685,373	528,520	(156,854)
Fund balances - beginning	<u>10,253,270</u>	<u>10,253,270</u>	<u>10,253,270</u>	<u>-</u>
Fund balances - ending	<u>\$ 10,350,643</u>	<u>\$ 10,938,643</u>	<u>\$ 10,781,790</u>	<u>\$ (156,854)</u>

See accompanying notes to budgetary comparison schedules and independent auditors' report.

CITY OF RUSTON, LOUISIANA
1968 SALES TAX FUND
SCHEDULE OF REVENUES, EXPENDITURES, AND CHANGES IN FUND BALANCE -
BUDGET AND ACTUAL
YEAR ENDED SEPTEMBER 30, 2025
(unaudited)

	Budget		Actual	Variance with Final Budget Favorable (Unfavorable)
	Original	Final		
REVENUES				
Taxes	\$ 4,415,830	\$ 4,415,830	\$ 4,410,824	\$ (5,006)
Investment earnings	400	400	489	89
Total revenues	<u>4,416,230</u>	<u>4,416,230</u>	<u>4,411,313</u>	<u>(4,917)</u>
EXPENDITURES				
Collection and administrative	1,450	1,450	980	470
Total expenditures	<u>1,450</u>	<u>1,450</u>	<u>980</u>	<u>470</u>
Excess of revenues over expenditures	4,414,780	4,414,780	4,410,333	(4,447)
OTHER FINANCING (USES)				
Transfers (out)	(4,414,780)	(4,414,780)	(4,417,990)	(3,210)
Total other financing (uses)	<u>(4,414,780)</u>	<u>(4,414,780)</u>	<u>(4,417,990)</u>	<u>(3,210)</u>
Net change in fund balance	-	-	(7,657)	(7,657)
Fund balances - beginning	<u>383,448</u>	<u>383,448</u>	<u>383,448</u>	-
Fund balances - ending	<u><u>\$ 383,448</u></u>	<u><u>\$ 383,448</u></u>	<u><u>\$ 375,791</u></u>	<u><u>\$ (7,657)</u></u>

See accompanying notes to budgetary comparison schedules and independent auditor's report.

CITY OF RUSTON, LOUISIANA
1985 SALES TAX FUND
SCHEDULE OF REVENUES, EXPENDITURES AND CHANGES IN FUND BALANCE -
BUDGET AND ACTUAL
YEAR ENDED SEPTEMBER 30, 2025
(unaudited)

	<u>Budget</u>		<u>Actual</u>	Variance with Final Budget Favorable (Unfavorable)
	<u>Original</u>	<u>Final</u>		
REVENUES				
Taxes	\$ 6,623,745	\$ 6,623,745	\$ 6,646,830	\$ 23,085
Total revenues	<u>6,623,745</u>	<u>6,623,745</u>	<u>6,646,830</u>	<u>23,085</u>
EXPENDITURES				
Collection and administrative	1,200	1,200	738	462
Total expenditures	<u>1,200</u>	<u>1,200</u>	<u>738</u>	<u>462</u>
Excess of revenues over expenditures	6,622,545	6,622,545	6,646,092	23,547
OTHER FINANCING (USES)				
Transfers (out)	(6,622,545)	(6,622,545)	(6,619,590)	2,955
Total other financing (uses)	<u>(6,622,545)</u>	<u>(6,622,545)</u>	<u>(6,619,590)</u>	<u>2,955</u>
Net change in fund balance	-	-	26,502	26,502
Fund balances - beginning	<u>(66,258)</u>	<u>(66,258)</u>	<u>(66,258)</u>	-
Fund balances - ending	<u>\$ (66,258)</u>	<u>\$ (66,258)</u>	<u>\$ (39,756)</u>	<u>\$ 26,502</u>

See accompanying notes to budgetary comparison schedules and independent auditor's report.

CITY OF RUSTON, LOUISIANA
1990 SALES TAX FUND
SCHEDULE OF REVENUES, EXPENDITURES, AND CHANGES IN FUND BALANCE -
BUDGET AND ACTUAL
YEAR ENDED SEPTEMBER 30, 2025
(unaudited)

	<u>Budget</u>		<u>Actual</u>	Variance with Final Budget Favorable (Unfavorable)
	<u>Original</u>	<u>Final</u>		
REVENUES				
Taxes	\$ 4,415,830	\$ 4,415,830	\$ 4,410,824	\$ (5,006)
Total revenues	<u>4,415,830</u>	<u>4,415,830</u>	<u>4,410,824</u>	<u>(5,006)</u>
EXPENDITURES				
Collection and administrative	1,200	1,200	738	462
Total expenditures	<u>1,200</u>	<u>1,200</u>	<u>738</u>	<u>462</u>
Excess of revenues over expenditures	4,414,630	4,414,630	4,410,086	(4,544)
OTHER FINANCING (USES)				
Transfers (out)	(4,414,630)	(4,414,630)	(4,417,990)	(3,360)
Total other financing (uses)	<u>(4,414,630)</u>	<u>(4,414,630)</u>	<u>(4,417,990)</u>	<u>(3,360)</u>
Net change in fund balance	-	-	(7,904)	(7,903)
Fund balances - beginning	<u>879,313</u>	<u>879,313</u>	<u>879,313</u>	-
Fund balances - ending	<u>\$ 879,313</u>	<u>\$ 879,313</u>	<u>\$ 871,409</u>	<u>\$ (7,903)</u>

See accompanying notes to budgetary comparison schedules and independent auditor's report.

CITY OF RUSTON, LOUISIANA
2016 SALES TAX FUND
SCHEDULE OF REVENUES, EXPENDITURES, AND CHANGES IN FUND BALANCE -
BUDGET AND ACTUAL
YEAR ENDED SEPTEMBER 30, 2025
(unaudited)

	<u>Budget</u>		<u>Actual</u>	Variance with Final Budget Favorable (Unfavorable)
	<u>Original</u>	<u>Final</u>		
REVENUES				
Taxes	\$ 6,623,745	\$ 6,623,745	\$ 6,515,552	\$ (108,193)
Investment earnings	170,000	170,000	140,548	(29,452)
Total revenues	<u>6,793,745</u>	<u>6,793,745</u>	<u>6,656,100</u>	<u>(137,645)</u>
EXPENDITURES				
Collection and administrative	700	700	670	30
Debt service	3,134,250	3,134,250	3,105,167	29,083
Total expenditures	<u>3,134,950</u>	<u>3,134,950</u>	<u>3,105,837</u>	<u>29,113</u>
Excess of revenues over expenditures	3,658,795	3,658,795	3,550,263	(108,532)
OTHER FINANCING (USES)				
Transfers (out)	(4,000,000)	(4,550,000)	(4,579,505)	(29,505)
Total other financing (uses)	<u>(4,000,000)</u>	<u>(4,550,000)</u>	<u>(4,579,505)</u>	<u>(29,505)</u>
Net change in fund balance	(341,205)	(891,205)	(1,029,242)	(138,037)
Fund balances - beginning	<u>9,511,421</u>	<u>9,511,421</u>	<u>9,511,421</u>	<u>-</u>
Fund balances - ending	<u><u>\$ 9,170,216</u></u>	<u><u>\$ 8,620,216</u></u>	<u><u>\$ 8,482,179</u></u>	<u><u>\$ (138,037)</u></u>

See accompanying notes to budgetary comparison schedules and independent auditor's report.

CITY OF RUSTON, LOUISIANA
RUSTON EDD#1 SALES TAX FUND
SCHEDULE OF REVENUES, EXPENDITURES, AND CHANGES IN FUND BALANCE -
BUDGET AND ACTUAL
YEAR ENDED SEPTEMBER 30, 2025
(unaudited)

	Budget		Actual	Variance with Final Budget Favorable (Unfavorable)
	Original	Final		
REVENUES				
Taxes	\$ 2,831,600	\$ 2,481,600	\$ 2,499,181	\$ 17,581
Investment earnings	35,000	35,000	31,644	(3,356)
Total revenues	<u>2,866,600</u>	<u>2,516,600</u>	<u>2,530,825</u>	<u>14,225</u>
EXPENDITURES				
Collection and administrative	400	400	430	(30)
Debt service	2,761,518	2,761,518	2,722,668	38,850
Total expenditures	<u>2,761,918</u>	<u>2,761,918</u>	<u>2,723,098</u>	<u>38,820</u>
Excess of revenues over expenditures	104,682	(245,318)	(192,273)	53,045
OTHER FINANCING SOURCES (USES)				
Bond proceeds	-	-	-	-
Transfers (out)	-	-	-	-
Total other financing sources (uses)	<u>-</u>	<u>-</u>	<u>-</u>	<u>-</u>
Net change in fund balance	104,682	(245,318)	(192,273)	53,045
Fund balances - beginning	<u>2,888,431</u>	<u>2,888,431</u>	<u>2,888,431</u>	<u>-</u>
Fund balances - ending	<u>\$ 2,993,113</u>	<u>\$ 2,643,113</u>	<u>\$ 2,696,158</u>	<u>\$ 53,045</u>

See accompanying notes to budgetary comparison schedules and independent auditor's report.

CITY OF RUSTON, LOUISIANA
COOKTOWN EDD SALES TAX FUND
SCHEDULE OF REVENUES, EXPENDITURES, AND CHANGES IN FUND BALANCE -
BUDGET AND ACTUAL
YEAR ENDED SEPTEMBER 30, 2025
(unaudited)

	Budget		Actual	Variance with Final Budget Favorable (Unfavorable)
	Original	Final		
REVENUES				
Taxes	\$ 137,993	\$ 137,993	\$ 135,976	\$ (2,017)
Investment earnings	1,000	1,000	899	(102)
Total revenues	<u>138,993</u>	<u>138,993</u>	<u>136,875</u>	<u>(2,119)</u>
EXPENDITURES				
Developer fee	137,305	137,305	135,297	2,008
Total expenditures	<u>137,305</u>	<u>137,305</u>	<u>135,297</u>	<u>2,008</u>
Excess of revenues over expenditures	1,688	1,688	1,578	(110)
OTHER FINANCING SOURCES (USES)				
Transfers (out)	-	-	-	-
Total other financing sources (uses)	<u>-</u>	<u>-</u>	<u>-</u>	<u>-</u>
Net change in fund balance	1,688	1,688	1,578	(110)
Fund balances - beginning	<u>3,694</u>	<u>3,694</u>	<u>3,694</u>	<u>-</u>
Fund balances - ending	<u><u>\$ 5,382</u></u>	<u><u>\$ 5,382</u></u>	<u><u>\$ 5,272</u></u>	<u><u>\$ (110)</u></u>

See accompanying notes to budgetary comparison schedules and independent auditor's report.

CITY OF RUSTON, LOUISIANA
POWER WATER EDD SALES TAX FUND
SCHEDULE OF REVENUES, EXPENDITURES, AND CHANGES IN FUND BALANCE -
BUDGET AND ACTUAL
YEAR ENDED SEPTEMBER 30, 2025
(unaudited)

	Budget		Actual	Variance with Final Budget Favorable (Unfavorable)
	Original	Final		
REVENUES				
Taxes	\$ -	\$ 8,600	\$ 8,651	\$ 51
Investment earnings	-	-	7	7
Total revenues	<u>-</u>	<u>8,600</u>	<u>8,658</u>	<u>58</u>
EXPENDITURES				
Developer fee	-	10,000	10,136	(136)
Total expenditures	<u>-</u>	<u>10,000</u>	<u>10,136</u>	<u>(136)</u>
Excess of revenues over expenditures	-	(1,400)	(1,478)	(78)
OTHER FINANCING SOURCES (USES)				
Transfers (out)	-	-	-	-
Total other financing sources (uses)	<u>-</u>	<u>-</u>	<u>-</u>	<u>-</u>
Net change in fund balance	-	(1,400)	(1,478)	(78)
Fund balances - beginning	<u>1,536</u>	<u>1,536</u>	<u>1,536</u>	<u>-</u>
Fund balances - ending	<u><u>\$ 1,536</u></u>	<u><u>\$ 136</u></u>	<u><u>\$ 58</u></u>	<u><u>\$ (78)</u></u>

See accompanying notes to budgetary comparison schedules and independent auditor's report.

CITY OF RUSTON, LOUISIANA
NOTES TO BUDGETARY COMPARISON SCHEDULES
SEPTEMBER 30, 2025
(unaudited)

Budget and Budgetary Accounting

The City of Ruston utilizes the following procedures in establishing the budgetary data reflected in the financial statements:

- (1) During the month of August, the Mayor submits a proposed operating budget to the City Council for the fiscal year commencing the following October 1. The operating budget includes proposed expenditures and the means of financing them.
- (2) A public hearing is then conducted, after proper official journal notification, to obtain taxpayer comments.
- (3) Prior to September 30, the budget is legally enacted through the passage of an ordinance.
- (4) The budget ordinance is structured such that revenues are budgeted by source, and appropriations are budgeted by department and by principal object of expenditure. Budgetary control is exercised at the departmental code level, with the exception of salaries, regular and overtime, which are at the line item level or by project. City Court and Probation (total combined) and City Marshal departments are budgeted at the department level. The Council may revise or amend the budget at its discretion during legally convened sessions. For the year ended September 30, 2025, ninety-three amendments were made to the operating budget and eleven to the capital budget.
- (5) Comparisons of budgeted and actual amounts as shown in the accompanying financial statements include the General Fund and those special revenue funds which are included in the annual operating budget (1968 Sales Tax, 1985 Sales Tax, 1990 Sales Tax, 2016 Sales Tax, Ruston EDD#1 Sales Tax, Cooktown EDD Sales Tax, Parks, Power & Water EDD Sales Tax, Recreation, and Section 8 Housing). Annual operating budgets are not prepared for I-20 TID Debt Service or Sewer LCDBG, but rather these funds are budgeted on a project basis. The capital budget ordinances which encompass the capital projects funds present cumulative as opposed to annual budget amounts and thus budget and actual comparisons are not reported in the accompanying financial statements for these funds. Budgetary control for debt service funds is achieved through general bond indenture provisions.
- (6) All budgets are adopted on a basis substantially consistent with U.S. generally accepted accounting principles (GAAP). Appropriations which are not expended lapse at year end.
- (7) The City is legally required to prepare annual operating budgets for the Electric System, Water System, Sewer System, Sports Complex, Airport, Ambulance, Workmen's Compensation, Health Insurance, Purchasing/Warehouse and General & Auto Liability funds. The City is not, however, required to present an actual-to-budget comparison for the enterprise and internal service funds.

CITY OF RUSTON, LOUISIANA
 NOTES TO BUDGETARY COMPARISON SCHEDULES
 SEPTEMBER 30, 2025
 (unaudited)

Excess of Expenditures over Budget

For those funds for which a budget to actual comparison was made, actual expenditures on a budgetary basis exceeded budgeted expenditures on a code level basis as follows:

Fund	Budget	Actual	Negative Variance
1968 Sales Tax Fund	\$4,416,230	\$4,418,970	\$2,740
1990 Sales Tax Fund	4,415,830	4,418,728	2,898
Power & Water EDD Sales Tax Fund	10,000	10,136	136

Despite these variances, the City complied with the Local Government Budget act in that no fund in total experienced a 5% negative variance in revenue or expense, respectively, for the year ended September 30, 2025. See additional analysis of budget variances within the MD&A section of this report.

CITY OF RUSTON, LOUISIANA
OTHER POST EMPLOYMENT BENEFITS
YEAR ENDED SEPTEMBER 30, 2025
(unaudited)

SCHEDULE OF FUNDING PROGRESS

<u>Fiscal Year</u>	<u>Actuarial Valuation Date</u>	<u>Actuarial Value of Assets (a)</u>	<u>Actuarial Accrued Liability (AAL) Entry Age (b)</u>	<u>Unfunded AAL (UAAL) (b-a)</u>	<u>Funded Ratio (a/b)</u>	<u>Covered Payroll (c)</u>	<u>UAAL as Percentage of Covered Payroll (b-a)/c</u>
9/30/2025	10/1/2024	\$ -	\$ 15,098,693	\$ 15,098,693	0.00%	\$ 13,356,170	113.05%
9/30/2024	10/1/2023	-	17,194,574	17,194,574	0.00%	12,935,758	132.92%
9/30/2023	10/1/2022	-	15,758,370	15,758,370	0.00%	12,598,667	125.08%
9/30/2022	10/1/2021	-	15,309,862	15,309,862	0.00%	12,231,716	125.17%
9/30/2021	10/1/2020	-	14,153,237	14,153,237	0.00%	11,250,336	125.80%
9/30/2020	10/1/2019	-	13,003,136	13,003,136	0.00%	10,817,631	120.20%
9/30/2019	10/1/2018	-	22,290,060	22,290,060	0.00%	11,150,370	199.90%
9/30/2018	10/1/2017	-	15,999,823	15,999,823	0.00%	10,721,510	149.23%
9/30/2017	10/1/2016	-	15,577,012	15,577,012	0.00%	11,760,657	132.45%
9/30/2016	10/1/2015	-	15,072,236	15,072,236	0.00%	11,108,063	135.69%

SCHEDULE OF EMPLOYER CONTRIBUTIONS

<u>Fiscal Year</u>	<u>Annual OPEB Cost</u>	<u>Amount Contributed</u>	<u>Percentage of Annual OPEB Costs Contributed</u>	<u>Net OPEB Obligation</u>
9/30/2025	\$ (1,440,617)	\$ 655,264	-45.48%	15,098,693
9/30/2024	2,060,265	624,061	30.29%	17,194,574
9/30/2023	896,536	448,028	49.97%	15,758,370
9/30/2022	1,451,116	294,491	20.29%	15,309,862
9/30/2021	1,310,667	160,566	12.25%	14,153,237
9/30/2020	(9,120,448)	166,476	-1.83%	13,003,136
9/30/2019	6,470,579	180,342	2.79%	22,290,060
9/30/2018	(1,108,942)	170,940	-15.41%	15,999,823
9/30/2017	1,224,879	185,024	15.11%	7,167,622
9/30/2016	1,101,447	368,572	33.46%	6,127,767

See accompanying notes to basic financial statements and independent auditor's report.

CITY OF RUSTON, LOUISIANA
 SCHEDULE OF EMPLOYER'S PROPORTIONATE SHARE OF NET PENSION LIABILITY
 YEARS ENDED SEPTEMBER 30, 2016 THROUGH SEPTEMBER 30, 2025
 (unaudited)

Fiscal Year	(%) Employer Proportion of Net Pension Liability / (Asset)	(\$) Employer Proportionate Share of Net Pension Liability / (Asset)	Employer's Covered Employee Payroll	Employer's Proportionate Share of Net Pension Liability (Asset) as % of Covered Employee Payroll	Plan Fiduciary Net Position as % of Total Pension Liability
MERS:					
2025	4.302513%	\$ 9,886,053	8,942,343	110.55%	83.47%
2024	4.279249%	12,041,802	8,717,363	138.14%	96.66%
2023	3.832268%	14,006,416	7,702,397	181.84%	72.46%
2022	3.783502%	15,713,769	7,251,247	216.70%	67.87%
2021	3.657100%	10,172,124	7,333,064	138.72%	77.82%
2020	3.755900%	16,238,547	6,540,329	248.28%	64.52%
2019	3.843900%	16,062,737	6,671,225	240.78%	64.68%
2018	3.583200%	14,836,848	6,032,030	245.97%	63.94%
2017	3.428600%	14,343,355	6,435,899	222.86%	63.49%
2016	3.404900%	13,955,737	5,701,761	244.76%	63.34%
FRS:					
2025	1.371094%	5,775,165	4,231,714	136.47%	86.96%
2024	1.255197%	7,067,478	3,606,965	195.94%	69.05%
2023	0.985566%	6,432,599	2,727,724	235.82%	77.69%
2022	0.961040%	6,776,574	2,591,129	261.53%	74.68%
2021	0.965000%	3,419,916	2,516,536	135.90%	86.78%
2020	1.007400%	6,982,531	2,026,502	344.56%	72.61%
2019	0.987600%	6,184,669	2,256,407	274.09%	73.96%
2018	0.957600%	5,508,282	2,243,550	245.52%	74.76%
2017	0.978200%	5,606,625	2,155,839	260.07%	73.55%
2016	0.984500%	6,439,468	1,990,089	323.58%	68.16%
MPERS:					
2025	0.640185%	4,421,180	2,399,933	184.22%	81.94%
2024	0.626463%	5,675,729	2,208,392	257.01%	93.40%
2023	0.612046%	6,466,247	1,919,804	336.82%	71.30%
2022	0.695951%	7,113,855	1,893,858	375.63%	70.80%
2021	0.622800%	3,319,790	1,858,462	178.63%	84.09%
2020	0.651600%	6,022,229	1,925,236	312.80%	70.94%
2019	0.695500%	6,316,595	2,139,431	295.25%	71.01%
2018	0.748100%	6,324,576	2,121,341	298.14%	71.89%
2017	0.672500%	5,870,965	2,068,683	283.80%	70.08%
2016	0.663900%	6,222,388	2,789,026	223.10%	66.04%

See accompanying notes to basic financial statements and independent auditor's report.

CITY OF RUSTON, LOUISIANA
 SCHEDULE OF EMPLOYER'S PENSION CONTRIBUTIONS
 YEARS ENDED SEPTEMBER 30, 2016 THROUGH SEPTEMBER 30, 2025
 (unaudited)

<u>Fiscal Year</u>	<u>Contractually Required Contribution</u>	<u>Contributions in Relation to Contractual Required Contribution</u>	<u>Contribution Deficiency (Excess)</u>	<u>Employer's Covered Employee Payroll</u>	<u>Contributions as % of Covered Employee Payroll</u>
<u>MERS:</u>					
2025	\$ 2,503,856	2,503,856	-	8,942,343	28.000%
2024	2,571,622	2,571,622	-	8,717,363	29.500%
2023	2,272,207	2,272,207	-	7,702,397	29.500%
2022	2,139,118	2,139,118	-	7,251,247	29.500%
2021	2,163,254	2,163,254	-	7,333,064	29.500%
2020	1,929,397	1,929,397	-	6,540,329	29.500%
2019	1,851,265	1,851,265	-	6,671,225	27.750%
2018	1,633,860	1,633,860	-	6,032,030	27.086%
2017	1,464,167	1,464,167	-	6,435,899	22.750%
2016	1,201,264	1,201,264	-	5,701,761	21.068%
<u>FRS:</u>					
2025	1,407,045	1,407,045	-	4,231,714	33.250%
2024	1,199,316	1,199,316	-	3,606,965	33.250%
2023	879,691	879,691	-	2,727,724	32.250%
2022	835,639	835,639	-	2,591,129	32.250%
2021	811,583	811,583	-	2,516,536	32.250%
2020	653,547	653,547	-	2,026,502	32.250%
2019	626,153	626,153	-	2,256,407	27.750%
2018	537,893	537,893	-	2,243,550	23.975%
2017	587,466	587,466	-	2,155,839	27.250%
2016	604,899	604,899	-	1,990,089	30.396%
<u>MPERS:</u>					
2025	854,376	854,376	-	2,399,933	35.600%
2024	749,197	749,197	-	2,208,392	33.925%
2023	647,934	647,934	-	1,919,804	33.750%
2022	639,177	639,177	-	1,893,858	33.750%
2021	627,231	627,231	-	1,858,462	33.750%
2020	649,767	649,767	-	1,925,236	33.750%
2019	695,315	695,315	-	2,139,431	32.500%
2018	686,262	686,262	-	2,121,341	32.350%
2017	656,807	656,807	-	2,068,683	31.750%
2016	548,599	548,599	-	2,789,026	19.670%

See accompanying notes to basic financial statements and independent auditor's report.

CITY OF RUSTON, LOUISIANA
SCHEDULE OF COMPENSATION, BENEFITS, AND OTHER
PAYMENTS TO THE ELECTED OFFICIAL
YEAR ENDED SEPTEMBER 30, 2025

<u>Mayor Ronny Walker</u>	<u>Amount</u>
Salary	\$ 114,974
Benefits	
Medicare	1,641
Health insurance	13,709
Retirement/457 plan	31,870
Reimbursements - cell phone	<u>1,800</u>
Total	<u><u>\$ 163,994</u></u>

See independent auditor's report.

City of Ruston**Justice System Funding Schedule - Receiving Schedule**

Cash Basis Presentation

As Required by La. R.S. 24:515.2

	Amount for 10/01/2024 - 03/31/2025	Amount for 04/01/2025 - 09/30/2025	
1. Ending Balance of Amounts Assessed but Not Received:	-	-	
2. Details of Receipts from Collecting/Disbursing Agency			
Agency Remitting Money	Remittance Type	Amount for 10/01/2024 - 03/31/2025	Amount for 04/01/2025 - 09/30/2025
Ruston City Marshal	f. Criminal Court Costs/Fees	160,806	140,778

COMBINING FUND STATEMENTS

NONMAJOR GOVERNMENTAL FUNDS

Special Revenue Funds

Special Revenue Funds are used for specific revenues that are legally restricted for expenditures of a particular purpose.

Ruston Parks and Recreation – This fund accounts for the receipts and expenditures of the City of Ruston Parks and Recreation Program.

D.A.R.T. Grant Program – This fund accounts for the receipt and expenditures of the State of Louisiana Emergency Shelter Grant Program.

Section 8 Housing Choice Voucher Program – This fund accounts for receipt of Federal Funds and the payment of Housing Assistance Payments to qualifying rental property owners.

I-20 TID Debt Service Fund

The I-20 TID Debt Service Fund accounts for the accumulation of resources and payment of general obligation bond principal and interest from governmental resources.

Capital Projects Funds

Capital Projects Funds are used to account for the acquisition and construction of major capital facilities other than those financed by proprietary funds.

Sewer LCDBG Grant – This fund accounts for receipts and disbursements of a grant received from the Louisiana Community Block Grant for sewer improvements.

Sports Complex Phase II – This fund accounts for the construction of the Ruston Sports Complex.

CITY OF RUSTON, LOUISIANA
 COMBINING BALANCE SHEET
 NONMAJOR GOVERNMENTAL FUNDS
 SEPTEMBER 30, 2025

Special Revenue Funds

	Ruston Parks & Recreation	Section 8 Housing Program	Total	I-20 TID Debt Service	Sewer LCDBG	Sports Complex Phase II	Total Nonmajor Governmental
ASSETS							
Cash and cash equivalents	\$ 26,896	\$ 46,853	\$ 73,749	\$ -	\$ 164,791	\$ 683	\$ 239,223
Investments	-	-	-	13,579,826	-	1,641,443	15,221,269
Receivables, net	-	-	-	1,290,384	-	-	1,290,384
Due from other funds	3,820,608	43,151	3,863,759	-	-	4,085,092	7,948,851
	<u>3,847,505</u>	<u>90,004</u>	<u>3,937,508</u>	<u>14,870,210</u>	<u>164,791</u>	<u>5,727,217</u>	<u>24,699,727</u>
Total assets	<u>\$ 3,847,505</u>	<u>\$ 90,004</u>	<u>\$ 3,937,508</u>	<u>\$ 14,870,210</u>	<u>\$ 164,791</u>	<u>\$ 5,727,217</u>	<u>\$ 24,699,727</u>
LIABILITIES AND FUND BALANCES							
Liabilities:							
Accounts payable	\$ 20,619	\$ 35,512	\$ 56,131	\$ -	\$ -	\$ -	\$ 56,131
Accrued liabilities	3,774	3,895	7,669	-	-	-	7,669
Due to other funds	198,940	90,455	289,395	-	171,547	418,851	879,793
Unearned revenue	-	9,026	9,026	-	-	-	9,026
Total liabilities	<u>223,332</u>	<u>138,888</u>	<u>362,221</u>	<u>-</u>	<u>171,547</u>	<u>418,851</u>	<u>952,620</u>
Fund balances:							
Spendable:							
Restricted	3,624,172	(48,885)	3,575,287	14,870,210	(6,756)	5,308,366	23,747,107
Total fund balances	<u>3,624,172</u>	<u>(48,885)</u>	<u>3,575,287</u>	<u>14,870,210</u>	<u>(6,756)</u>	<u>5,308,366</u>	<u>23,747,107</u>
Total liabilities and fund balances	<u>\$ 3,847,505</u>	<u>\$ 90,004</u>	<u>\$ 3,937,508</u>	<u>\$ 14,870,210</u>	<u>\$ 164,791</u>	<u>\$ 5,727,217</u>	<u>\$ 24,699,727</u>

CITY OF RUSTON, LOUISIANA
 COMBINING STATEMENT OF REVENUES, EXPENDITURES, AND CHANGES IN FUND BALANCE
 NONMAJOR GOVERNMENTAL FUNDS
 YEAR ENDED SEPTEMBER 30, 2025

Special Revenue Funds

	Ruston Parks & Recreation	Section 8 Housing Program	Total	I-20 TID Debt Service	Sewer LCDBG	Sports Complex Phase II	Total Nonmajor Governmental
REVENUES							
Taxes	\$ 734,188	\$ -	\$ 734,188	\$ 6,066,860	\$ -	\$ -	\$ 6,801,048
Intergovernmental	-	1,392,458	1,392,458	-	-	-	1,392,458
Charges for services	142,939	-	142,939	-	-	-	142,939
Investment earnings	313	1,855	2,168	731,647	-	72,635	806,450
Rent	1,400	-	1,400	-	-	-	1,400
Miscellaneous	100	-	100	-	-	-	100
Total revenues	<u>878,940</u>	<u>1,394,313</u>	<u>2,273,253</u>	<u>6,798,507</u>	<u>-</u>	<u>72,635</u>	<u>9,144,395</u>
EXPENDITURES							
Current:							
General government	-	1,438,226	1,438,226	11,097	3,160	-	1,452,483
Recreation	602,899	-	602,899	-	-	-	602,899
Bond principal	-	-	-	2,110,000	-	-	2,110,000
Bond interest	-	-	-	1,093,999	-	-	1,093,999
Bond issuance costs	-	-	-	(10,231)	-	-	(10,231)
Total expenditures	<u>602,899</u>	<u>1,438,226</u>	<u>2,041,125</u>	<u>3,204,865</u>	<u>3,160</u>	<u>-</u>	<u>5,249,150</u>
Excess (deficiency) of revenues over (under) expenditures	<u>276,041</u>	<u>(43,913)</u>	<u>232,128</u>	<u>3,593,642</u>	<u>(3,160)</u>	<u>72,635</u>	<u>3,895,245</u>
OTHER FINANCING SOURCES (USES)							
Transfers in	752,469	23,632	776,101	-	-	-	776,101
Transfers (out)	(299,627)	(445)	(300,072)	(10,450,000)	-	-	(10,750,072)
Total other financing sources (uses)	<u>452,842</u>	<u>23,187</u>	<u>476,029</u>	<u>(10,450,000)</u>	<u>-</u>	<u>-</u>	<u>(9,973,971)</u>
Net change in fund balances	728,883	(20,726)	708,157	(6,856,358)	(3,160)	72,635	(6,078,726)
Fund balances - beginning	2,895,289	(28,159)	2,867,130	21,726,568	(3,596)	5,235,731	29,825,833
Fund balances - ending	<u>\$ 3,624,172</u>	<u>\$ (48,885)</u>	<u>\$ 3,575,287</u>	<u>\$ 14,870,210</u>	<u>\$ (6,756)</u>	<u>\$ 5,308,366</u>	<u>\$ 23,747,107</u>

INTERNAL SERVICE FUNDS

Internal Service Funds are used to account for the financing of goods or services provided by one department to other departments within the City on a cost reimbursement basis.

Workmen's Compensation Fund – This fund accumulates resources to finance employee workmen's compensation injuries and claims.

Health Insurance Fund – This fund accumulates resources to finance claims and judgments arising from employee health insurance and other exposures.

Purchasing/Warehouse Fund – This fund coordinates purchasing and warehousing operations for all applicable departments.

General & Auto Liability Fund – This fund accumulates resources to finance general and auto liability premiums and claims.

CITY OF RUSTON, LOUISIANA
 COMBINING STATEMENT OF NET POSITION
 INTERNAL SERVICE FUNDS
 SEPTEMBER 30, 2025

	<u>Workmen's Compensation</u>	<u>Health Insurance</u>	<u>Purchasing / Warehouse</u>	<u>General & Auto Liability</u>	<u>Total Internal Service</u>
ASSETS					
Current assets:					
Cash and cash equivalents	\$ 31,558	\$ 152,787	\$ 1,241	\$ 11,119	\$ 196,704
Investments	257,837	429,931	-	-	687,768
Receivables, net	-	968	-	-	968
Due from other funds	141,939	1,354,997	151,218	73,682	1,721,837
Prepaid items	-	-	-	5,000	5,000
Total current assets	<u>431,334</u>	<u>1,938,683</u>	<u>152,459</u>	<u>89,801</u>	<u>2,612,277</u>
Noncurrent assets:					
Capital assets:					
Buildings	-	-	8,580	-	8,580
Equipment	-	-	66,088	-	66,088
Less accumulated depreciation	-	-	(66,428)	-	(66,428)
Total noncurrent assets	<u>-</u>	<u>-</u>	<u>8,240</u>	<u>-</u>	<u>8,240</u>
Total assets	<u>431,334</u>	<u>1,938,683</u>	<u>160,699</u>	<u>89,801</u>	<u>2,620,517</u>
LIABILITIES					
Current liabilities:					
Accounts payable	-	213	609	10,037	10,859
Accrued liabilities	-	-	4,368	-	4,368
Due to other funds	26,676	368,406	243,910	388,032	1,027,024
Claims and judgments	813,007	331,598	-	100,000	1,244,605
Compensated absences	-	-	10,092	-	10,092
Total current liabilities	<u>839,683</u>	<u>700,217</u>	<u>258,979</u>	<u>498,069</u>	<u>2,296,948</u>
Noncurrent liabilities:					
Compensated absences	-	-	30,274	-	30,274
Total noncurrent liabilities	<u>-</u>	<u>-</u>	<u>30,274</u>	<u>-</u>	<u>30,274</u>
Total liabilities	<u>839,683</u>	<u>700,217</u>	<u>289,253</u>	<u>498,069</u>	<u>2,327,222</u>
NET POSITION					
Net investments in capital assets	-	-	8,240	-	8,240
Unrestricted	<u>(408,349)</u>	<u>1,238,466</u>	<u>(136,794)</u>	<u>(408,268)</u>	<u>285,055</u>
Total net position	<u>\$ (408,349)</u>	<u>\$ 1,238,466</u>	<u>\$ (128,554)</u>	<u>\$ (408,268)</u>	<u>\$ 293,295</u>

CITY OF RUSTON, LOUISIANA
 COMBINING STATEMENT OF REVENUES, EXPENSES, AND CHANGES IN NET POSITION
 INTERNAL SERVICE FUNDS
 YEAR ENDED SEPTEMBER 30, 2025

	<u>Workmen's Compensation</u>	<u>Health Insurance</u>	<u>Purchasing / Warehouse</u>	<u>General & Auto Liability</u>	<u>Total Internal Service</u>
OPERATING REVENUES					
Charges for services	\$ 249,090	\$ 4,289,004	\$ -	\$ 589,884	\$ 5,127,978
Premiums paid by retired employees	-	212,249	-	-	212,249
Total operating revenues	<u>249,090</u>	<u>4,501,253</u>	<u>-</u>	<u>589,884</u>	<u>5,340,227</u>
OPERATING EXPENSES					
Cost of services:					
Salaries, wages and employee benefits	-	-	216,505	-	216,505
Operating services	35	465	18,171	240	18,911
Materials and supplies	-	-	8,866	-	8,866
Travel and other	-	-	1,294	-	1,294
Depreciation	-	-	144	-	144
Total cost of services	<u>35</u>	<u>465</u>	<u>244,980</u>	<u>240</u>	<u>245,720</u>
Claims	169,292	2,769,720	-	68,543	3,007,555
Insurance premiums	569,778	2,077,295	-	914,177	3,561,250
Total operating expenses	<u>739,105</u>	<u>4,847,480</u>	<u>244,980</u>	<u>982,960</u>	<u>6,814,525</u>
Operating income (loss)	<u>(490,015)</u>	<u>(346,227)</u>	<u>(244,980)</u>	<u>(393,076)</u>	<u>(1,474,298)</u>
NONOPERATING REVENUES					
Investment earnings	149,404	6,469	27	3,038	158,938
Total nonoperating revenues	<u>149,404</u>	<u>6,469</u>	<u>27</u>	<u>3,038</u>	<u>158,938</u>
Income (loss) before transfers	(340,611)	(339,758)	(244,953)	(390,038)	(1,315,360)
OTHER FINANCING SOURCES					
Transfers in	-	385,000	247,901	-	632,901
Total other financing sources	<u>-</u>	<u>385,000</u>	<u>247,901</u>	<u>-</u>	<u>632,901</u>
Change in net position	(340,611)	45,242	2,948	(390,038)	(682,459)
Total net position - beginning	(67,738)	1,193,224	(131,502)	(18,230)	975,752
Total net position - ending	<u>\$ (408,349)</u>	<u>\$ 1,238,466</u>	<u>\$ (128,554)</u>	<u>\$ (408,268)</u>	<u>\$ 293,295</u>

See independent auditor's report.

CITY OF RUSTON, LOUISIANA
COMBINING STATEMENT OF CASH FLOWS
INTERNAL SERVICE FUNDS
YEAR ENDED SEPTEMBER 30, 2025

	<u>Workmen's Compensation</u>	<u>Health Insurance</u>	<u>Purchasing / Warehouse</u>	<u>General & Auto Liability</u>	<u>Total Internal Service</u>
CASH FLOWS FROM OPERATING ACTIVITIES:					
Receipts from operations	\$ 265,564	\$ 4,517,471	\$ 3,834	\$ 591,702	\$ 5,378,571
Payments to suppliers	(569,755)	(2,079,354)	(31,360)	(668,910)	(3,349,379)
Payments to employees	-	-	(212,189)	-	(212,189)
Claims	(6,468)	(2,783,074)	-	(68,543)	(2,858,085)
Net cash provided (used) by operating activities	<u>(310,659)</u>	<u>(344,957)</u>	<u>(239,715)</u>	<u>(145,751)</u>	<u>(1,041,082)</u>
CASH FLOWS FROM NONCAPITAL FINANCING ACTIVITIES:					
Transfers in	-	385,000	247,901	-	632,901
Net cash provided (used) by noncapital activities	<u>-</u>	<u>385,000</u>	<u>247,901</u>	<u>-</u>	<u>632,901</u>
CASH FLOWS FROM CAPITAL AND RELATED FINANCING ACTIVITIES:					
Acquisition and construction of capital assets	-	-	(8,282)	-	(8,282)
Net cash provided (used) by capital and related financing activities	<u>-</u>	<u>-</u>	<u>(8,282)</u>	<u>-</u>	<u>(8,282)</u>
CASH FLOWS FROM INVESTING ACTIVITIES:					
Purchases of investments	(9,493)	(22,028)	-	-	(31,521)
Interest on investments	149,404	6,469	27	3,038	158,938
Net cash provided (used) by investing activities	<u>139,911</u>	<u>(15,559)</u>	<u>27</u>	<u>3,038</u>	<u>127,417</u>
Net increase (decrease) in cash and cash equivalents	(170,748)	24,484	(69)	(142,713)	(289,046)
Cash and cash equivalents - beginning of year	202,306	128,303	1,310	153,832	485,751
Cash and cash equivalents - end of year	<u>\$ 31,558</u>	<u>\$ 152,787</u>	<u>\$ 1,241</u>	<u>\$ 11,119</u>	<u>\$ 196,704</u>
Reconciliation of operating income (loss) to net cash provided (used) by operating activities:					
Operating income (loss)	<u>\$ (490,015)</u>	<u>\$ (346,227)</u>	<u>\$ (244,980)</u>	<u>\$ (393,076)</u>	<u>\$ (1,474,298)</u>
Adjustments to reconcile operating income (loss) to net cash provided (used) by operating activities:					
Depreciation	-	-	144	-	144
(Increase) decrease in assets:					
Receivables, net	-	16,218	-	-	16,218
Due from other funds	58	(1,807)	-	1,818	69
Increase (decrease) in liabilities:					
Accounts payable	-	213	(3,029)	2,432	(384)
Accrued liabilities	-	-	1,188	-	1,188
Due to other funds	16,474	-	3,834	243,075	263,383
Claims and judgments	162,824	(13,354)	-	-	149,470
Compensated absences	-	-	3,128	-	3,128
Total adjustments	<u>179,356</u>	<u>1,270</u>	<u>5,265</u>	<u>247,325</u>	<u>433,216</u>
Net cash provided (used) by operating activities	<u>\$ (310,659)</u>	<u>\$ (344,957)</u>	<u>\$ (239,715)</u>	<u>\$ (145,751)</u>	<u>\$ (1,041,082)</u>

INDIVIDUAL FUND SCHEDULES

CITY OF RUSTON, LOUISIANA
RUSTON PARKS AND RECREATION
SCHEDULE OF REVENUES, EXPENDITURES, AND CHANGES IN FUND BALANCE
BUDGET AND ACTUAL
YEAR ENDED SEPTEMBER 30, 2025
(unaudited)

	Budget		Actual	Variance with Final Budget Favorable (Unfavorable)
	Original	Final		
REVENUES				
Taxes	\$ 705,000	\$ 705,000	\$ 734,188	\$ 29,188
Charges for services	180,000	130,000	142,939	12,939
Investment earnings	6,000	6,000	313	(5,687)
Rent	2,000	2,000	1,400	(600)
Miscellaneous	1,000	1,000	100	(900)
Grants	300,000	300,000	-	(300,000)
Total revenues	<u>1,194,000</u>	<u>1,144,000</u>	<u>878,940</u>	<u>(265,060)</u>
EXPENDITURES				
Salaries, wages and employee benefits	286,665	286,665	315,200	(28,535)
Operating services	265,600	265,600	208,094	57,506
Materials and supplies	50,550	50,550	30,122	20,428
Improvements and equipment	788,300	788,300	49,483	738,817
Total expenditures	<u>1,391,115</u>	<u>1,391,115</u>	<u>602,899</u>	<u>788,216</u>
Excess (deficiency) of revenues over (under) expenditures	<u>(197,115)</u>	<u>(247,115)</u>	<u>276,041</u>	<u>523,157</u>
OTHER FINANCING SOURCES (USES)				
Transfers in	585,460	725,460	752,469	27,009
Transfers (out)	(500,000)	(500,000)	(299,627)	200,373
Total other financing sources (uses)	<u>85,460</u>	<u>225,460</u>	<u>452,842</u>	<u>227,382</u>
Net change in fund balance	(111,655)	(21,655)	728,883	750,539
Fund balances - beginning	<u>2,895,289</u>	<u>2,895,289</u>	<u>2,895,289</u>	<u>-</u>
Fund balances - ending	<u>\$ 2,783,634</u>	<u>\$ 2,873,634</u>	<u>\$ 3,624,172</u>	<u>\$ 750,539</u>

See independent auditor's report.

CITY OF RUSTON, LOUISIANA
SECTION 8 HOUSING PROGRAM
SCHEDULE OF REVENUES, EXPENDITURES, AND CHANGES IN FUND BALANCE
BUDGET AND ACTUAL
YEAR ENDED SEPTEMBER 30, 2025
(unaudited)

	Budget		Actual	Variance with Final Budget Favorable (Unfavorable)
	Original	Final		
REVENUES				
Intergovernmental	\$ 1,185,500	\$ 1,185,500	\$ 1,392,458	\$ 206,958
Investment earnings	4,200	4,200	1,855	(2,345)
Total revenues	<u>1,189,700</u>	<u>1,189,700</u>	<u>1,394,313</u>	<u>204,613</u>
EXPENDITURES				
Housing assistance	1,027,000	1,027,000	1,112,758	(85,758)
Salaries, wages and employee benefits	349,725	349,725	266,477	83,248
Operating services	37,300	37,300	32,162	5,138
Materials and supplies	25,000	25,000	26,322	(1,322)
Travel and other	3,000	3,000	507	2,493
Total expenditures	<u>1,442,025</u>	<u>1,442,025</u>	<u>1,438,226</u>	<u>3,799</u>
Excess (deficiency) of revenues over (under) expenditures	<u>(252,325)</u>	<u>(252,325)</u>	<u>(43,913)</u>	<u>208,412</u>
OTHER FINANCING SOURCES (USES)				
Transfers in	255,800	255,800	23,632	(232,168)
Transfers (out)	-	-	(445)	(445)
Total other financing sources (uses)	<u>255,800</u>	<u>255,800</u>	<u>23,187</u>	<u>(232,613)</u>
Net change in fund balance	3,475	3,475	(20,726)	(24,201)
Fund balances - beginning	<u>(28,159)</u>	<u>(28,159)</u>	<u>(28,159)</u>	<u>-</u>
Fund balances - ending	<u>\$ (24,684)</u>	<u>\$ (24,684)</u>	<u>\$ (48,885)</u>	<u>\$ (24,201)</u>

See independent auditor's report.

OTHER REPORTS REQUIRED BY
GOVERNMENT AUDITING STANDARDS
AND UNIFORM GUIDANCE



REGIONS TOWER
333 TEXAS STREET, SUITE 1525 | SHREVEPORT, LOUISIANA 71101
318.429.1525 (P) | 318.429.2124 (F)

INDEPENDENT AUDITOR'S REPORT ON INTERNAL CONTROL OVER FINANCIAL REPORTING AND ON COMPLIANCE AND OTHER MATTERS BASED ON AN AUDIT OF FINANCIAL STATEMENTS PERFORMED IN ACCORDANCE WITH GOVERNMENT AUDITING STANDARDS

Honorable Mayor Ronny Walker
and members of the City Council
City of Ruston, Louisiana

We have audited, in accordance with the auditing standards generally accepted in the United States of America and the standards applicable to financial audits contained in *Government Auditing Standards* issued by the Comptroller General of the United States (*Government Auditing Standards*), the financial statements of the governmental activities, the business-type activities, the aggregate discretely presented component units, each major fund, and the aggregate remaining fund information of the City of Ruston, Louisiana, as of and for the year ended September 30, 2025, and the related notes to the financial statements, which collectively comprise the City's basic financial statements and have issued our report thereon dated March 31, 2026.

Our report includes a reference to other auditors who audited the financial statements of the Ruston City Judge's Office and Ruston City Marshal's Office, as described in our report on the City's financial statements. This report does not include the results of the other auditors' testing of internal control over financial reporting or compliance and other matters that are reported on separately by those auditors.

Report on Internal Control over Financial Reporting

In planning and performing our audit of the financial statements, we considered the City of Ruston, Louisiana's internal control over financial reporting (internal control) to determine the audit procedures that are appropriate in the circumstances for the purpose of expressing our opinion on the financial statements, but not for the purpose of expressing an opinion on the effectiveness of the City of Ruston, Louisiana's internal control. Accordingly, we do not express an opinion on the effectiveness of City of Ruston, Louisiana's internal control.

A *deficiency in internal control* exists when the design or operation of a control does not allow management or employees, in the normal course of performing their assigned functions to prevent, or detect and correct, misstatements on a timely basis. A *material weakness* is a deficiency, or combination of deficiencies, in internal control, such that there is a reasonable possibility that a material misstatement of the organization's financial statements will not be prevented, or detected and corrected, on a timely basis. A *significant deficiency* is a deficiency, or a combination of deficiencies, in internal control that is less severe than a material weakness, yet important enough to merit attention by those charged with governance.

Our consideration of internal control was for the limited purpose described in the first paragraph of this section and was not designed to identify all deficiencies in internal control that might be material weaknesses or significant deficiencies. Given these limitations, during our audit we did not identify any

deficiencies in internal control that we consider to be material weaknesses. However, material weaknesses may exist that have not been identified.

Report on Compliance and Other Matters

As part of obtaining reasonable assurance about whether the City of Ruston, Louisiana's financial statements are free of material misstatement, we performed tests of its compliance with certain provisions of laws, regulations, contracts, and grant agreements, noncompliance with which could have a direct and material effect on the determination of financial statement amounts. However, providing an opinion on compliance with those provisions was not an objective of our audit, and accordingly, we do not express such an opinion. The results of our tests disclosed no instances of noncompliance or other matters that are required to be reported under *Government Auditing Standards*.

Purpose of this Report

The purpose of this report is solely to describe the scope of our testing of internal control and compliance and the results of that testing, and not to provide an opinion on the effectiveness of the City's internal control or on compliance. This report is an integral part of an audit performed in accordance with *Government Auditing Standards* in considering the entity's internal control and compliance. Accordingly, this communication is not suitable for any other purpose.

Under Louisiana Revised Statute 24:513, this report is distributed by the Legislative Auditor as a public document.

Heard, McElroy & Vestal, LLC

Shreveport, Louisiana
March 31, 2026



REGIONS TOWER
333 TEXAS STREET, SUITE 1525 | SHREVEPORT, LOUISIANA 71101
318.429.1525 (P) | 318.429.2124 (F)

Independent Auditor's Report on Compliance for Each Major Program and on Internal Control over Compliance Required by the Uniform Guidance

Honorable Mayor Ronny Walker
and members of the City Council
City of Ruston, Louisiana

Report on Compliance for Each Major Federal Program

Opinion on Each Major Federal Program

We have audited the City of Ruston, Louisiana's compliance with the types of compliance requirements described in the *OMB Compliance Supplement* that could have a direct and material effect on each of the City of Ruston, Louisiana's major federal program for the year ended September 30, 2025. The City of Ruston, Louisiana's major federal programs are identified in the summary of auditor's results section of the accompanying schedule of findings and questioned costs.

In our opinion, the City of Ruston, Louisiana, complied, in all material respects, with the types of compliance requirements referred to above that could have a direct and material effect on each of its major federal programs for the year ended September 30, 2025.

Basis for Opinion on Each Major Federal Program

We conducted our audit of compliance in accordance with auditing standards generally accepted in the United States of America; the standards applicable to financial audits contained in *Government Auditing Standards* issued by the Comptroller General of the United States (*Government Auditing Standards*), and the audit requirements of Title 2 U.S. *Code of Federal Regulations* Part 200, *Uniform Administrative Requirements, Cost Principles, and Audit Requirements for Federal Awards* (Uniform Guidance). Our responsibilities under those standards and the Uniform Guidance are further described in the Auditor's Responsibilities for the Audit of Compliance section of our report.

We are required to be independent of City of Ruston, Louisiana, and to meet our other ethical responsibilities, in accordance with relevant ethical requirements relating to our audit. We believe that the audit evidence we have obtained is sufficient and appropriate to provide a basis for our opinion on compliance for each major federal program. Our audit does not provide a legal determination of the City of Ruston's compliance with the compliance requirements referred to above.

Responsibilities of Management for Compliance

Management is responsible for compliance with the requirements referred to above and for the design, implementation, and maintenance of effective internal control over compliance with the requirements of laws, statutes, regulations, rules and provisions of contracts or grant agreements applicable to the City of Ruston, Louisiana's federal programs.

Auditor's Responsibilities for the Audit of Compliance

Our objectives are to obtain reasonable assurance about whether material noncompliance with the compliance requirements referred to above occurred, whether due to fraud or error, and express an opinion on the City of Ruston, Louisiana's compliance based on our audit. Reasonable assurance is a high level of assurance but is not absolute assurance and therefore is not a guarantee that an audit conducted in accordance with GAAS, *Government Auditing Standards*, and the Uniform Guidance will always detect material noncompliance when it exists. The risk of not detecting material noncompliance resulting from fraud is higher than for that resulting from error, as fraud may involve collusion, forgery, intentional omissions, misrepresentations, or the override of internal control. Noncompliance with the compliance requirements referred to above is considered material if there is a substantial likelihood that, individually or in the aggregate, it would influence the judgment made by a reasonable user of the report on compliance about the City of Ruston, Louisiana's compliance with the requirements of each major federal program as a whole.

In performing an audit in accordance with GAAS, *Government Auditing Standards*, and the Uniform Guidance, we:

- Exercise professional judgment and maintain professional skepticism throughout the audit.
- Identify and assess the risks of material noncompliance, whether due to fraud or error, and design and perform audit procedures responsive to those risks. Such procedures include examining, on a test basis, evidence regarding the City of Ruston's compliance with the compliance requirements referred to above and performing such other procedures as we considered necessary in the circumstances.
- Obtain an understanding of the City of Ruston's internal control over compliance relevant to the audit in order to design audit procedures that are appropriate in the circumstances and to test and report on internal control over compliance in accordance with the Uniform Guidance, but not for the purpose of expressing an opinion on the effectiveness of the City of Ruston's internal control over compliance. Accordingly, no such opinion is expressed.

We are required to communicate with those charged with governance regarding, among other matters, the planned scope and timing of the audit and any significant deficiencies and material weaknesses in internal control over compliance that we identified during the audit.

Report on Internal Control Over Compliance

A deficiency in internal control over compliance exists when the design or operation of a control over compliance does not allow management or employees, in the normal course of performing their assigned functions, to prevent, or detect and correct, noncompliance with a type of compliance requirement of a federal program on a timely basis. *A material weakness in internal control over compliance* is a deficiency, or combination of deficiencies, in internal control over compliance, such that there is a reasonable possibility that material noncompliance with a type of compliance requirement of a federal program will not be prevented, or detected and corrected, on a timely basis. *A significant deficiency in internal control over compliance* is a deficiency, or a combination of deficiencies, in internal control over compliance with a type of compliance requirement of a federal program that is less severe than a material weakness in internal control over compliance, yet important enough to merit attention by those charged with governance.

Our consideration of internal control over compliance was for the limited purpose described in the first paragraph of this section and was not designed to identify all deficiencies in internal control over

compliance that might be material weaknesses or significant deficiencies. We did not identify any deficiencies in internal control over compliance that we consider to be material weaknesses, as defined above. However, material weaknesses or significant deficiencies in internal control over compliance may exist that were not identified

Our audit was not designed for the purpose of expressing an opinion on the effectiveness of internal control over compliance. Accordingly, no such opinion is expressed.

The purpose of this report on internal control over compliance is solely to describe the scope of our testing of internal control over compliance and the results of that testing based on the requirements of the Uniform Guidance. Accordingly, this report is not suitable for any other purpose.

Report on Schedule of Expenditures of Federal Awards Requires by Uniform Guidance

We have audited the financial statements of the governmental activities, the business-type activities, the aggregate discretely presented component units, each major fund, and the aggregate remaining fund information of the City of Ruston, Louisiana, as of and for the year ended September 30, 2025, and the related notes to the financial statements, which collectively comprise City of Ruston, Louisiana's basic financial statements. We issued our report thereon, dated March 31, 2026, which contained unmodified opinions on those financial statements. Our audit was conducted for the purpose of forming opinions on the financial statements that collectively comprise the basic financial statements. The accompanying schedule of expenditures of federal awards is presented for purposes of additional analysis as required by the Uniform Guidance and is not a required part of the basic financial statements. Such information is the responsibility of management and was derived from and relates directly to the underlying accounting and other records used to prepare the basic financial statements. The information has been subjected to the auditing procedures applied in the audit of the basic financial statements and certain additional procedures, including comparing and reconciling such information directly to the underlying accounting and other records used to prepare the basic financial statements or to the basic financial statements themselves, and other additional procedures in accordance with auditing standards generally accepted in the United States of America. In our opinion, the schedule of expenditures of federal awards is fairly stated in all material respects in relation to the financial statements as a whole.

Heard, McElroy & Vestal, LLC

Shreveport, Louisiana
March 31, 2026

CITY FOR RUSTON, LOUISIANA
SCHEDULE OF EXPENDITURES OF FEDERAL AWARDS
FOR THE YEAR ENDED SEPTEMBER 30, 2025

<u>Federal Grantor / Pass-Through Grantor Title</u>	<u>Federal ALN</u>	<u>Grant or Pass-Through Number</u>	<u>Federal Expenditures</u>
United States Department of Housing and Urban Development:			
Housing Voucher Cluster			
<i>Direct Program</i>			
Section 8 - Housing Choice Vouchers	14.871	LA232	\$1,436,638
Total Housing Voucher Cluster			<u>1,436,638</u>
<i>Passed through the State of Louisiana – Office of Community Development</i>			
Community Development Block Grant	14.228	2000732949	221,792
Total United States Department of Housing and Urban Development			<u>1,658,430</u>
United States Department of Transportation:			
<i>Passed through the Louisiana Department of Transportation and Development</i>			
FAA - Airport Improvement Program	20.106	H.016238	305,778
FAA - Airport Improvement Program	20.106	3-22-0082-024	65,975
FAA - Airport Improvement Program	20.106	H.015693	80,269
FHWA – Transportation Grant Program	20.205	H.013720	80,031
FHWA – Transportation Grant Program	20.205	H.015471	3,311,058
FHWA Transportation Alternatives Program	20.205	H.009746	336,375
FHWA BUILD Transportation Grant Program	20.933	H.014354	5,586
FHWA BUILD Transportation Grant Program	20.933	H.014355	5,000
FHWA BUILD Transportation Grant Program	20.933	H.014356	37,567
FHWA BUILD Transportation Grant Program	20.933	H.014357	1,571,793
Total United States Department of Transportation			<u>5,799,432</u>
Department of Justice:			
<i>Direct Program</i>			
Justice Assistance Grant Program	16.738		16,796
Total Department of Justice			<u>16,796</u>
Department of Homeland Security:			
<i>Passed through the State of Louisiana Office of Homeland Security and Emergency Preparedness</i>			
Disaster Grants – Public Assistance (Presidentially Declared Disaster)	97.036	FEMA-4559-PA-LA	171,738
Homeland Security Grant Program	97.067		4,000
Total Department of Homeland Security			<u>175,738</u>

See accompanying notes to Schedule of Expenditures of Federal Awards.

CITY FOR RUSTON, LOUISIANA
SCHEDULE OF EXPENDITURES OF FEDERAL AWARDS
FOR THE YEAR ENDED SEPTEMBER 30, 2025

Department of Health and Human Services:

Direct Programs:

COVID-19 American Rescue Plan	21.027		2,969,445
Building Futures: Helping Chronic Poverty	93.493	90XP0504	268,000

*Passed through the State of Louisiana Office of
Community Development*

COVID-19 American Rescue Plan (Water Sector Program)	21.027	LAWSP106	501,882
Total Department of Health and Human Services			3,739,327

Delta Regional Authority:

Direct Program

Delta Local Development District Assistance	90.202	LA-54673	421,297
Total Delta Regional Authority			421,297

Total Federal Awards

\$11,811,020

See accompanying notes to Schedule of Expenditures of Federal Awards.

CITY OF RUSTON, LOUISIANA
NOTES TO THE SCHEDULE OF EXPENDITURES OF FEDERAL AWARDS
FOR THE YEAR ENDED SEPTEMBER 30, 2025

1. Basis of Presentation

The audit was performed pursuant to the *Single Audit Act of 1996* and the *Uniform Guidance*. The Schedule of Expenditures of Federal Awards has been prepared on the modified accrual basis of accounting used by the City of Ruston, Louisiana, (the City) in preparation of the government wide financial statements that report these awards. The accounting policies of the City conform to accounting principles generally accepted in the United States of America as applicable to governmental units. The preparation of the Schedule of Expenditures of Federal Awards in conformity with accounting principles generally accepted in the United States of America requires management to make certain assumptions that affect the reported amounts of expenditures during the reporting period. Actual results could differ from those estimates.

2. Disbursements

Disbursements reported in the Schedule of Expenditures of Federal Awards cannot be traced, in every case, directly to the disbursements reported in the City's Annual Comprehensive Financial Report (ACFR). However, the detailed information regarding the disbursements reflected in both issued reports can be traced to the City's detailed general ledger with adjustments for any year-end financial statement accruals and reversals.

3. Schedule of Expenditures of Federal Awards

The accompanying Schedule of Expenditures of Federal Awards presents the activity of all federal award programs of the City that were received directly from federal agencies or passed through other entities and governmental agencies.

The City has prepared this Schedule of Expenditures of Federal Awards to comply with the provisions of the *Uniform Guidance, Audits of States, Local Governments and Non-Profit Organizations*. The *Uniform Guidance* stipulates that a Schedule of Expenditures of Federal Awards be prepared showing total expenditures of each federal award program as identified in the Assistance Listing (AL) and for other federal financial awards that have not been assigned a catalog number.

5. Indirect Cost Rate

The City has elected to use the 10-percent de minimis cost rate allowed under the *Uniform Guidance*.

6. Subsequent Events

The City is required to evaluate events or transactions that may occur after the schedule of expenditures of federal awards date for potential recognition or disclosure in the notes to the schedule of expenditures of federal awards. The City performed such an evaluation through March 31, 2026, the date which the schedule of expenditures of federal awards was available to be issued and noted

no events of transactions that occurred after the schedule of expenditures of federal awards date requiring recognition or disclosure.

CITY OF RUSTON, LOUISIANA
SCHEDULE OF FINDINGS AND QUESTIONED COSTS
FOR THE YEAR ENDED SEPTEMBER 30, 2025

A. Summary of Audit Results

1. The auditor's report expresses an unmodified opinion on the basic financial statements of the City of Ruston, Louisiana.
2. No material weaknesses or significant deficiencies relating to the audit of the basic financial statements are reported.
3. There were no instances of noncompliance relating to the basic financial statements of the City of Ruston, Louisiana, disclosed during the audit.
4. The auditor's report on compliance for major federal award programs of the City of Ruston, Louisiana expresses an unmodified opinion.
5. There were no findings relative to major federal award programs of the City of Ruston, Louisiana.
6. The programs tested as major programs included:

<u>Program</u>	<u>AL No.</u>
Coronavirus State and Local Fiscal Recovery Funds (ARPA)	21.027

7. The threshold for distinguishing Types A and B programs was \$750,000.
8. The City of Ruston does qualify as a low-risk auditee.

B. Findings – Financial Statement Audit

None.

CITY OF RUSTON, LOUISIANA
SCHEDULE OF PRIOR YEAR FINDINGS
FOR THE YEAR ENDED SEPTEMBER 30, 2025

There were no findings in the 2024 audit.

AGREED-UPON PROCEDURES



REGIONS TOWER
333 TEXAS STREET, SUITE 1525 | SHREVEPORT, LOUISIANA 71101
318.429.1525 (P) | 318.429.2124 (F)

INDEPENDENT ACCOUNTANT'S REPORT ON APPLYING AGREED-UPON PROCEDURES

Honorable Mayor Ronny Walker
and members of the City Council
City of Ruston, Louisiana

Louisiana Legislative Auditor
Baton Rouge, Louisiana

We have performed the procedures enumerated below on the control and compliance (C/C) areas identified in the Louisiana Legislative Auditor's (LLA's) Statewide Agreed-Upon Procedures (SAUPs) for the fiscal period October 1, 2024, through September 30, 2025. The City of Ruston's (the City) management is responsible for those C/C areas identified in the SAUPs.

The City has agreed to and acknowledged that the procedures performed are appropriate to meet the intended purpose of the engagement, which is to perform specified procedures on the C/C areas identified in LLA's SAUPs for the fiscal period October 1, 2024, through September 30, 2025. Additionally, LLA has agreed to and acknowledged that the procedures performed are appropriate for its purposes. This report may not be suitable for any other purpose. The procedures performed may not address all the items of interest to a user of this report and may not meet the needs of all users of this report and, as such, users are responsible for determining whether the procedures performed are appropriate for their purposes.

The procedures and associated findings are as follows:

Written Policies and Procedures

1. Obtain and inspect the entity's written policies and procedures and observe that they address each of the following categories and subcategories if applicable to public funds and the entity's operations:
 - a) ***Budgeting***, including preparing, adopting, monitoring, and amending the budget.
 - b) ***Purchasing***, including (1) how purchases are initiated; (2) how vendors are added to the vendor list; (3) the preparation and approval process of purchase requisitions and purchase orders; (4) controls to ensure compliance with the Public Bid Law; and (5) documentation required to be maintained for all bids and price quotes.
 - c) ***Disbursements***, including processing, reviewing, and approving.
 - d) ***Receipts/Collections***, including receiving, recording, and preparing deposits. Also, policies and procedures should include management's actions to determine the completeness of all collections for each type of revenue or agency fund additions (e.g., periodic confirmation with outside parties, reconciliation to utility billing after cutoff procedures, reconciliation of traffic ticket number sequences, agency fund forfeiture monies confirmation).

- e) **Payroll/Personnel**, including (1) payroll processing, (2) reviewing and approving time and attendance records, including leave and overtime worked, and (3) approval process for employee(s) rate of pay or approval and maintenance of pay rate schedules.
- f) **Contracting**, including (1) types of services requiring written contracts, (2) standard terms and conditions, (3) legal review, (4) approval process, and (5) monitoring process.
- g) **Credit Cards (and debit cards, fuel cards, P-Cards, if applicable)**, including (1) how cards are to be controlled, (2) allowable business uses, (3) documentation requirements, (4) required approvers of statements, and (5) monitoring card usage (e.g., determining the reasonableness of fuel card purchases).
- h) **Travel and expense reimbursement**, including (1) allowable expenses, (2) dollar thresholds by category of expense, (3) documentation requirements, and (4) required approvers.
- i) **Ethics**, including (1) the prohibitions as defined in Louisiana Revised Statute (R.S.) 42:1111-1121, (2) actions to be taken if an ethics violation takes place, (3) system to monitor possible ethics violations, and (4) a requirement that documentation is maintained to demonstrate that all employees and officials were notified of any changes to the entity's ethics policy.
- j) **Debt Service**, including (1) debt issuance approval, (2) continuing disclosure/EMMA reporting requirements, (3) debt reserve requirements, and (4) debt service requirements.
- k) **Information Technology Disaster Recovery/Business Continuity**, including (1) identification of critical data and frequency of data backups, (2) storage of backups in a separate physical location isolated from the network, (3) periodic testing/verification that backups can be restored, (4) use of antivirus software on all systems, (5) timely application of all available system and software patches/updates, and (6) identification of personnel, processes, and tools needed to recover operations after a critical event.
- l) **Sexual Harassment**, including R.S. 42:342-344 requirements for (1) agency responsibilities and prohibitions, (2) annual employee training, and (3) annual reporting.

Findings: Procedure was not performed as the City was exempt from testing.

Board or Finance Committee

- 2. Obtain and inspect the board/finance committee minutes for the fiscal period, as well as the board's enabling legislation, charter, bylaws, or equivalent document in effect during the fiscal period, and:
 - a) Observe that the board/finance committee met with a quorum at least monthly, or on a frequency in accordance with the board's enabling legislation, charter, bylaws, or other equivalent document.
 - b) For those entities reporting on the governmental accounting model, observe that the minutes referenced or included monthly budget-to-actual comparisons on the general fund, quarterly budget-to-actual, at a minimum, on proprietary funds, and semi-annual budget- to-actual, at a minimum, on all special revenue funds.
 - c) For governmental entities, obtain the prior year audit report and observe the unassigned fund balance in the general fund. If the general fund had a negative ending unassigned fund balance in

the prior year audit report, observe that the minutes for at least one meeting during the fiscal period referenced or included a formal plan to eliminate the negative unassigned fund balance in the general fund.

- d) Observe whether the board or finance committee received written updates of the progress of resolving audit finding(s), according to management's corrective action plan at each meeting until the findings are considered fully resolved.

Findings: Procedure was not performed as the City was exempt from testing.

Bank Reconciliations

- 3. Obtain a listing of entity bank accounts for the fiscal period from management and management's representation that the listing is complete. Ask management to identify the entity's main operating account. Select the entity's main operating account and randomly select 4 additional accounts (or all accounts if less than 5). Randomly select one month from the fiscal period, obtain and inspect the corresponding bank statement and reconciliation for each selected account, and observe that:
 - a) Bank reconciliations include evidence that they were prepared within 2 months of the related statement closing date (e.g., initialed and dated or electronically logged);
 - b) Bank reconciliations include evidence that a member of management/board member who does not handle cash, post ledgers, or issue checks has reviewed each bank reconciliation (e.g., initialed and dated, electronically logged); and
 - c) Management has documentation reflecting that it has researched reconciling items that have been outstanding for more than 12 months from the statement closing date, if applicable.

Findings: Procedure was not performed as the city was exempt from testing.

Collections (excluding electronic funds transfers)

- 4. Obtain a listing of deposit sites for the fiscal period where deposits for cash/checks/money orders (cash) are prepared and management's representation that the listing is complete. Randomly select 5 deposit sites (or all deposit sites if less than 5).
- 5. For each deposit site selected, obtain a listing of collection locations and management's representation that the listing is complete. Randomly select one collection location for each deposit site (i.e., 5 collection locations for 5 deposit sites), obtain and inspect written policies and procedures relating to employee job duties (if no written policies or procedures, inquire of employees about their job duties) at each collection location, and observe that job duties are properly segregated at each collection location such that:
 - a) Employees that are responsible for cash collections do not share cash drawers/registers.
 - b) Each employee responsible for collecting cash is not responsible for preparing/making bank deposits, unless another employee/official is responsible for reconciling collection documentation (e.g., pre-numbered receipts) to the deposit.

- c) Each employee responsible for collecting cash is not responsible for posting collection entries to the general ledger or subsidiary ledgers unless another employee/official is responsible for reconciling ledger postings to each other and to the deposit.
 - d) The employee(s) responsible for reconciling cash collections to the general ledger and/or subsidiary ledgers, by revenue source and/or agency fund additions, are not responsible for collecting cash, unless another employee/official verifies the reconciliation.
6. Obtain from management a copy of the bond or insurance policy for theft covering all employees who have access to cash. Observe that the bond or insurance policy for theft was enforced during the fiscal period.
 7. Randomly select two deposit dates for each of the 5 bank accounts selected for procedure #3 under "Bank Reconciliations" above (select the next deposit date chronologically if no deposits were made on the dates randomly selected and randomly select a deposit if multiple deposits are made on the same day). *Alternately, the practitioner may use a source document other than bank statements when selecting the deposit dates for testing, such as a cash collection log, daily revenue report, receipt book, etc.* Obtain supporting documentation for each of the 10 deposits and:
 - a) Observe that receipts are sequentially pre-numbered.
 - b) Trace sequentially pre-numbered receipts, system reports, and other related collection documentation to the deposit slip.
 - c) Trace the deposit slip total to the actual deposit per the bank statement.
 - d) Observe that the deposit was made within one business day of receipt at the collection location (within one week if the depository is more than 10 miles from the collection location or the deposit is less than \$100 and the cash is stored securely in a locked safe or drawer).
 - e) Trace the actual deposit per the bank statement to the general ledger.

Findings: *No exceptions noted.*

Non-Payroll Disbursements (excluding card purchases/payments, travel reimbursements, and petty cash purchases)

8. Obtain a listing of locations that process payments for the fiscal period and management's representation that the listing is complete. Randomly select 5 locations (or all locations if less than 5).
9. For each location selected under #8 above, obtain a listing of those employees involved with non-payroll purchasing and payment functions. Obtain written policies and procedures relating to employee job duties (if the agency has no written policies and procedures, inquire of employees about their job duties), and observe that job duties are properly segregated such that:
 - a) At least two employees are involved in initiating a purchase request, approving a purchase, and placing an order/making the purchase.
 - b) At least two employees are involved in processing and approving payments to vendors.

- c) The employee responsible for processing payments is prohibited from adding/modifying vendor files unless another employee is responsible for periodically reviewing changes to vendor files.
 - d) Either the employee/official responsible for signing checks mails the payment or gives the signed checks to an employee to mail who is not responsible for processing payments.
 - e) Only employees/officials authorized to sign checks approve the electronic disbursement (release) of funds, whether through automated clearinghouse (ACH), electronic funds transfer (EFT), wire transfer, or some other electronic means. For each location selected under #8 above, obtain the entity's non-payroll disbursement transaction population (excluding cards and travel reimbursements) and obtain management's representation that the population is complete. Randomly select 5 disbursements for each location, obtain supporting documentation for each transaction and:
 - a) Observe that the disbursement matched the related original itemized invoice, and that supporting documentation indicates that deliverables included on the invoice were received by the entity.
 - b) Observe that the disbursement documentation included evidence (e.g., initial/date, electronic logging) of segregation of duties tested under #9, as applicable.
10. Using the entity's main operating account and the month selected in Bank Reconciliations procedure #3 above, randomly select 5 non-payroll-related electronic disbursements (or all electronic disbursements if less than 5) and observe that each electronic disbursement was (a) approved by only those persons authorized to disburse funds (e.g. sign checks) per the entity's policy, and (b) approved by the required number of authorized signers per the entity's policy.

Findings: Procedure was not performed as the city was exempt from testing.

Credit Cards/Debit Cards/Fuel Cards/P-Cards

- 11. Obtain from management a listing of all active credit cards, bank debit cards, fuel cards, and P-cards (cards) for the fiscal period, including the card numbers and the names of the persons who maintained possession of the cards. Obtain management's representation that the listing is complete.
- 12. Using the listing prepared by management, randomly select 5 cards (or all cards if less than 5) that were used during the fiscal period. Randomly select one monthly statement or combined statement for each card, obtain supporting documentation, and:
 - a) Observe that there is evidence that the monthly statement or combined statement and supporting documentation (e.g., original receipts for credit/debit card purchases, exception reports for excessive fuel card usage) was reviewed and approved, in writing (or electronically approved), by someone other than the authorized card holder. [Note: requiring such approval may constrain the legal authority of certain public officials (e.g., mayor of a Lawrason Act municipality); these instances should not be reported.]]
 - b) Observe that finance charges and late fees were not assessed on the selected statements.
- 13. Using the monthly statements or combined statements selected under #12 above, excluding fuel cards, randomly select 10 transactions (or all transactions if less than 10) from each statement, and obtain supporting documentation for the transactions (i.e., each card should have 10 transactions subject to testing). For each transaction, observe that it is supported by (1) an original itemized

receipt that identifies precisely what was purchased, (2) written documentation of the business/public purpose, and (3) documentation of the individuals participating in meals (for meal charges only). For missing receipts, the practitioner should describe the nature of the transaction and note whether management had a compensating control to address missing receipts, such as a “missing receipt statement” that is subject to increased scrutiny.

Findings: Procedure was not performed as the City was exempt from testing.

Travel and Travel-Related Expense Reimbursements (excluding card transactions)

14. Obtain from management a listing of all travel and travel-related expense reimbursements during the fiscal period and management’s representation that the listing or general ledger is complete. Randomly select 5 reimbursements, obtain the related expense reimbursement forms/prepaid expense documentation of each selected reimbursement, as well as the supporting documentation. For each of the 5 reimbursements selected:

- a) If reimbursed using a per diem, observe that the approved reimbursement rate is no more than those rates established either by the State of Louisiana or the U.S. General Services Administration (www.gsa.gov).
- b) If reimbursed using actual costs, observe that the reimbursement is supported by an original itemized receipt that identifies precisely what was purchased.

Observe that each reimbursement is supported by documentation of the business/public purpose (for meal charges, observe that the documentation includes the names of those individuals participating) and other documentation required by written policy (procedure #1h).

- c) Observe that each reimbursement was reviewed and approved, in writing, by someone other than the person receiving reimbursement.

Findings: Procedure was not performed as the City was exempt from testing.

Contracts

15. Obtain from management a listing of all agreements/contracts for professional services, materials and supplies, leases, and construction activities that were initiated or renewed during the fiscal period. *Alternately, the practitioner may use an equivalent selection source, such as an active vendor list.* Obtain management’s representation that the listing is complete. Randomly select 5 contracts (or all contracts if less than 5) from the listing, excluding the practitioner’s contract, and:

- a) Observe that the contract was bid in accordance with the Louisiana Public Bid Law (e.g., solicited quotes or bids, advertised), if required by law.
- b) Observe that the contract was approved by the governing body/board, if required by policy or law (e.g., Lawrason Act, Home Rule Charter).
- c) If the contract was amended (e.g., change order), observe that the original contract terms provided for such an amendment and that amendments were made in compliance with the contract terms (e.g., if approval is required for any amendment, the documented approval).

- d) Randomly select one payment from the fiscal period for each of the 5 contracts, obtain the supporting invoice, agree the invoice to the contract terms, and observe that the invoice and related payment agreed to the terms and conditions of the contract.

Findings: Procedure was not performed as the City was exempt from testing.

Payroll and Personnel

16. Obtain a listing of employees and officials employed during the fiscal period and management's representation that the listing is complete. Randomly select 5 employees or officials, obtain related paid salaries and personnel files, and agree paid salaries to authorized salaries/pay rates in the personnel files.
17. Randomly select one pay period during the fiscal period. For the 5 employees or officials selected under #16 above, obtain attendance records and leave documentation for the pay period, and:
 - a) Observe that all selected employees or officials documented their daily attendance and leave (e.g., vacation, sick, compensatory). (Note: Generally, officials are not eligible to earn leave and do not document their attendance and leave. However, if the official is earning leave according to a policy and/or contract, the official should document his/her daily attendance and leave.)
 - b) Observe that supervisors approved the attendance and leave of the selected employees or officials.
 - c) Observe that any leave accrued or taken during the pay period is reflected in the entity's cumulative leave records.
 - d) Observe that the rate paid to the employees or officials agree to the authorized salary/pay rate found within the personnel file.
18. Obtain a listing of those employees or officials that received termination payments during the fiscal period and management's representation that the list is complete Randomly select two employees or officials, obtain related documentation of the hours and pay rates used in management's termination payment calculations and the entity policy on termination payments. Agree the hours to the employee or officials' cumulate leave records, agree the pay rates to the employee or officials' authorized pay rates in the employee or officials' personnel files, and agree the termination payment to entity policy.
19. Obtain management's representation that employer and employee portions of third-party payroll related amounts (e.g., payroll taxes, retirement contributions, health insurance premiums, garnishments, workers' compensation premiums, etc.) have been paid, and any associated forms have been filed, by required deadlines.

Findings: Procedure was not performed as the City was exempt from testing.

Ethics

20. Using the 5 randomly selected employees/officials from procedure #16 under "Payroll and Personnel" above: obtain ethics documentation from management, and:
 - a. Observe that the documentation demonstrates each employee/official completed one hour of ethics training during the fiscal period.

- b. Observe that the entity maintains documentation which demonstrates each employee and official was notified of any changes to the entity's ethics policy during the fiscal period, as applicable.

21. Inquire and/or observe whether the agency has appointed an ethics designee as required by R.S. 42:1170.

Findings: Procedure was not performed as the City was exempt from testing.

Debt Service

22. Obtain a listing of bonds/notes and other debt instruments issued during the fiscal period and management's representation that the listing is complete. Select all debt instruments on the listing, obtain supporting documentation, and observe that State Bond Commission approval was obtained for each debt instrument issued as required by Article VII, Section 8 of the Louisiana Constitution.

23. Obtain a listing of bonds/notes outstanding at the end of the fiscal period and management's representation that the listing is complete. Randomly select one bond/note, inspect debt covenants, obtain supporting documentation for the reserve balance and payments, and agree actual reserve balances and payments to those required by debt covenants (including contingency funds, short-lived asset funds, or other funds required by the debt covenants).

Findings: Procedure was not performed as the City was exempt from testing.

Fraud Notice

24. Obtain a listing of misappropriations of public funds and assets during the fiscal period and management's representation that the listing is complete. Select all misappropriations on the listing, obtain supporting documentation, and observe that the entity reported the misappropriation(s) to the legislative auditor and the district attorney of the parish in which the entity is domiciled as required by R.S. 24:523.

25. Observe that the entity has posted, on its premises and website, the notice required by R.S. 24:523.1 concerning the reporting of misappropriation, fraud, waste, or abuse of public funds.

Findings: Procedure was not performed as the City was exempt from testing.

Information Technology Disaster Recovery/Business Continuity

26. Perform the following procedures, **verbally discuss the results with management, and report "We performed the procedure and discussed the results with management."**

- a. Obtain and inspect the entity's most recent documentation that it has backed up its critical data (if there is no written documentation, then inquire of personnel responsible for backing up critical data) and observe evidence that such backup (a) occurred within the past week, (b) was not stored on the government's local server or network, and (c) was encrypted.
- b. Obtain and inspect the entity's most recent documentation that it has tested/verified that its backups can be restored (if no written documentation, inquire of personnel responsible for testing/verifying backup restoration) and observe evidence that the test/verification was successfully performed within the past 3 months.

- c. Obtain a listing of the entity's computers currently in use, and their related locations, and management's representation that the listing is complete. Randomly select 5 computers and observe while management demonstrates that the selected computers have current and active antivirus software and that the operating system and accounting system software in use are currently supported by the vendor.

27. Randomly select 5 terminated employees (or all terminated employees if less than 5) using the list of terminated employees obtained in procedure 18. Observe evidence that the selected terminated employees have been removed or disabled from the network.

Findings: Procedure was not performed as the City was exempt from testing.

Prevention of Sexual Harassment

28. Using the 5 randomly selected employees/officials from procedure #16 under "Payroll and Personnel" above, obtain sexual harassment training documentation from management, and observe that the documentation demonstrates each employee/official completed at least one hour of sexual harassment training during the calendar year, as required by R.S 42:343.

29. Observe that the entity has posted its sexual harassment policy and complaint procedure on its website (or in a conspicuous location on the entity's premises if the entity does not have a website).

30. Obtain the entity's annual sexual harassment report for the current fiscal period, observe that the report was dated on or before February 1, and observe that it includes the applicable requirements of R.S. 42:344:

1. Number and percentage of public servants in the agency who have completed the training requirements;
2. Number of sexual harassment complaints received by the agency;
3. Number of complaints which resulted in a finding that sexual harassment occurred;
4. Number of complaints in which the finding of sexual harassment resulted in discipline or corrective action; and
5. Amount of time it took to resolve each complaint.

Findings: Procedure was not performed as the City was exempt from testing.

We were engaged by the City to perform this agreed-upon procedures engagement and conducted our engagement in accordance with attestation standards established by the American Institute of Certified Public Accountants and applicable standards of *Government Auditing Standards*. We were not engaged to and did not conduct an examination or review engagement, the objective of which would be the expression of an opinion or conclusion, respectively, on those C/C areas identified in the SAUPs. Accordingly, we do not express such an opinion or conclusion. Had we performed additional procedures, other matters might have come to our attention that would have been reported to you.

We are required to be independent of the City and to meet our other ethical responsibilities, in accordance with the relevant ethical requirements related to our agreed-upon procedures engagement.

This report is intended solely to describe the scope of testing performed on those C/C areas identified in the SAUPs, and the result of that testing, and not to provide an opinion on control or compliance. Accordingly, this report is not suitable for any other purpose. Under Louisiana Revised Statute 24:513, this report is distributed by the LLA as a public document.

Heard, McElroy + Vestal, LLC

Shreveport, Louisiana
March 31, 2026