

ANNUAL COMPREHENSIVE FINANCIAL REPORT

**For the Fiscal Year
July 1, 2024 - June 30, 2025**



Franklinton, Louisiana

Mr. Leslie McKinley
President

Ms. Jennifer Thomas
Superintendent

WASHINGTON PARISH SCHOOL BOARD
Franklinton, Louisiana

Annual Comprehensive Financial Report
July 1, 2024 – June 30, 2025



Enon Elementary School

Prepared by:
Finance Department

Mrs. Dana Knight
Director of Finance

Mrs. Jamie Painter
Chief Accountant

WASHINGTON PARISH SCHOOL BOARD
Franklinton, Louisiana

Annual Comprehensive Financial Report
For the Fiscal Year Ended June 30, 2025

TABLE OF CONTENTS

	Statement	Page
I. INTRODUCTORY SECTION		
Transmittal Letter		v - ix
Government Finance Officers Association		
Certificate of Achievement for Excellence in Financial Reporting		x
Association of School Business Officials International		
Certificate of Excellence in Financial Reporting		xi
Organizational Chart		xii
List of Principal Officials		xiii
II. FINANCIAL SECTION		
Independent Auditors' Report		1-3
Required Supplementary Information		
Management's Discussion and Analysis		4-10
Basic Financial Statements:		
Government-Wide Financial Statements		
Statement of Net Position	A	11
Statement of Activities	B	12
Fund Financial Statements		
Governmental Funds:		
Balance Sheet-With Comparative Totals	C	13
Reconciliation of the Governmental Funds Balance Sheet		
to the Statement of Net Position	D	14
Statement of Revenues, Expenditures, and Changes in Fund		
Balances-With Comparative Totals	E	15
Reconciliation of the Governmental Funds Statement of Revenues,		
Expenditures, and Changes in Fund Balances to the		
Statement of Activities	F	16
Proprietary Fund Type-Internal Service Fund:		
Statement of Net Position-With Comparative Totals	G	17
Statement of Revenues, Expenses, and Changes		
in Net Position-With Comparative Totals	H	18
Statement of Cash Flows-With Comparative Totals	I	19
Notes to the Basic Financial Statements		20-51

WASHINGTON PARISH SCHOOL BOARD
Franklinton, Louisiana

Annual Comprehensive Financial Report
For the Fiscal Year Ended June 30, 2025

TABLE OF CONTENTS - Continued

	<u>Schedule</u>	<u>Page</u>
II. FINANCIAL SECTION (Continued)		
Required Supplementary Information - Other:		
Budget Comparison Schedules		
General Fund	1-1	52
School Lunch	1-2	53
Title I Fund	1-3	54
Note to Required Supplementary Information	1-4	55
Schedule of Proportionate Share of The Net Pension Liability	1-5	56
Schedule of Contributions to Each Retirement System		
Cost Sharing Plans Only	1-6	57-59
Schedule of Changes in Total OPEB Liability and Related Ratios	1-7	60
Other Supplementary Information:	<u>Exhibit</u>	<u>Page</u>
Nonmajor Governmental Funds		
Combining Balance Sheet– By Fund Type	1	61
Combining Statement of Revenues, Expenditures, and Changes in Fund Balances	2	62
Combining Nonmajor Governmental Funds by Fund Type:		
Nonmajor Special Revenue Funds:		
Combining Balance Sheet	3	63
Combining Statement of Revenues, Expenditures, and Changes in Fund Balances	4	64
Schedule of Revenues, Expenditures, and Changes in Fund Balance-Budget and Actual:		
ESSA – Title II Fund	5	65
SSAE – Title IVA Fund	6	66
IDEA Special Education Fund	7	67
Special Federal Fund	8	68
Angie School District Fund	9	69
Summer Feeding Program Fund	10	70
Supper Program Fund	11	71
REAP Federal Fund	12	72
School Redesign Fund	13	73
Ready Start Network	14	74

WASHINGTON PARISH SCHOOL BOARD
Franklinton, Louisiana

Annual Comprehensive Financial Report
For the Fiscal Year Ended June 30, 2025

TABLE OF CONTENTS - Continued

	<u>Exhibit</u>	<u>Page</u>
II. FINANCIAL SECTION (Continued)		
Fund Balance-Budget and Actual: (Continued)		
Guides Grant	15	75
BJA Preventing School Violence Grant	16	76
USDA Grant	17	77
Comprehensive State Literacy Development Grant	18	78
SPED Camera Grant	19	79
Coronavirus Grants	20	80
Title III Immigrant	21	81
Family Engagement and Leadership Planning	22	82
Educational Facilities Improvement District	23	83
Student Activity	24	84
Schedule of Compensation Paid to Board Members	25	85
Schedule of Compensation, Benefits, and Other Payments to Agency Head	26	86
III. STATISTICAL SECTION (UNAUDITED)		
Financial Trends Information:	<u>Table</u>	<u>Page</u>
Net Position by Component – Last Ten Fiscal Years	1	87
Changes in Net Position – Last Ten Fiscal Years	2	88
Fund Balances of Governmental Funds – Last Ten Fiscal Years	3	89
Changes in Fund Balances of Governmental Funds and Tax Revenues – by Source, Last Ten Fiscal Years	4	90-91
Revenue Capacity Information:		
Assessed Value and Actual Value of Taxable Property – Last Ten Fiscal Years	5	92
Property Tax Rates-All Direct and Overlapping Governments – Last Ten Fiscal Years	6	93
Principal Property Taxpayers – Current Year and Nine Years Ago	7	94
Property Tax Levies and Collections – Last Ten Fiscal Years	8	95
Debt Capacity Information:		
Schedule of Outstanding Debt	9	96
Ratio of Net General Obligation Debt to Assessed Value and Net Bonded Debt per Capita and per Student – Last Ten Fiscal Years	10	97
Computation of Direct and Overlapping Debt	11	98
Computation of Legal Debt Margin – Last Ten Tax Years	12	99

WASHINGTON PARISH SCHOOL BOARD
Franklinton, Louisiana

Annual Comprehensive Financial Report
For the Fiscal Year Ended June 30, 2025

TABLE OF CONTENTS - Continued

	<u>Table</u>	<u>Page</u>
III. STATISTICAL SECTION (UNAUDITED) (Continued)		
Demographic and Economic Information:		
Demographic Statistics – Last Ten Fiscal Years	13	100
Principal Employers – Current Year and Nine Years Ago	14	101
Operating Information:		
Full Time Equivalent (FTE) Employees – Last Ten Fiscal Years	15	102-103
General Fund Expenditures by Function, by Percentage and by Pupil – Last Ten Fiscal Years	16	104-105
Capital Asset Information – Last Ten Fiscal Years	17	106-107
General Fund Revenues by Source – Last Ten Fiscal Years	18	108
State Support and Local Support per Student – Last Ten Fiscal Years	19	109
Percentage of Annual Debt Service Expenditures For General Bonded Debt to Total General Fund Expenditures – Last Ten Fiscal years	20	110
IV. SINGLE AUDIT SECTION		
Independent Auditors’ Report on Internal Control over Financial Reporting and on Compliance and Other Matters Based on an Audit of Financial Statements Performed in Accordance with <i>Government Auditing Standards</i>		111-112
Independent Auditors’ Report on Compliance for Each Major Program and on Internal Control over Compliance Required by Uniform Guidance		113-115
Schedule of Expenditures of Federal Awards		116
Notes to Schedule of Expenditures of Federal Awards		117
Schedule of Findings and Questioned Costs		118-119
Summary Schedule of Prior Audit Findings		120

INTRODUCTORY SECTION



Mt. Hermon High School



WASHINGTON PARISH SCHOOL SYSTEM

P.O. Box 587
FRANKLINTON, LOUISIANA 70438
(985) 839-3436 • FAX: (985) 839-5464

December 19, 2025

To the Members and Citizens of the
Washington Parish School Board
Franklinton, Louisiana:

The annual comprehensive financial report of the Washington Parish School Board for the fiscal year ended June 30, 2025, is hereby submitted. State law requires that all general-purpose local governments publish a complete set of financial statements presented in conformity with accounting principles generally accepted in the United States of America. Responsibility for both the accuracy of the data, and the completeness and fairness of the presentation, including all disclosures, rests with the School Board. To the best of our knowledge and belief, the enclosed data is accurate in all material respects and is reported in a manner designed to present fairly the financial position and results of operations of the School Board. All disclosures necessary to enable the reader to gain an understanding of the School Board's financial activities have been included. More specific and detailed information pertaining to the School Board's economic and financial status can be found in the management's discussion and analysis section of these reports. The management's discussion and analysis section immediately follows the independent auditors' report and provides a narrative introduction, overview, and analysis of the basic financial statements. The management's discussion and analysis section complements this letter of transmittal and should be read in conjunction with it.

The School Board is required to undergo an annual single audit in conformity with the provisions of the Single Audit Act, as amended, and U.S. Office of Management and Budget Uniform Guidance, Audits of States, Local Governments and Non-Profit Organizations. Information related to this single audit, including the schedule of expenditures of federal awards, findings and questioned costs, and the Independent Auditors' Report on Internal Control over Financial Reporting and on Compliance and other Matters Based on an Audit of Financial Statements Performed in Accordance with *Government Auditing Standards* and the Independent Auditors' Report on Compliance for Each Major Program and on Internal Control over Compliance Required by Uniform Guidance and the Schedule of Expenditures of Federal Awards, are included in the single audit section of this report.

This report includes all funds and activities for which the School Board exercises financial accountability. The School Board is a legislative body authorized to govern the public education system of Washington Parish, Louisiana. A nine-member board governs the School System with each member serving a concurrent four-year term. The current board was in the third year of its four-year term at the end of the 2025 fiscal year.

The School Board's responsibility is to make public education available to the residents of Washington Parish, including instructional personnel, instructional facilities, administrative support, business services, operation and maintenance and bus transportation. The School Board provides a full range of public education services appropriate to grade levels ranging from pre-kindergarten through grade 12. These include regular and enriched academic education, special education for handicapped children and vocational education. The system had enrollment at October 1, 2024 of 4,632.

The School Board is authorized to establish public schools as it deems necessary, to provide adequate school facilities for the children of the parish, to determine the number of teachers to be employed and to determine the local supplement to their salaries. Accordingly, since the School Board members are elected by the public and have decision-making authority, the power to appoint the superintendent, the ability to significantly influence operations and primary accountability for financial matters, the School Board is not included in any other governmental reporting entity.

ECONOMIC CONDITION AND OUTLOOK

Washington Parish, located in rural southeastern Louisiana, covers an area of 676 square miles. The Parish is bordered on the east and north by the Mississippi state line. Its western boundary is Tangipahoa Parish and St. Tammany Parish is to the south. Washington Parish is recognized for the Washington Parish Free Fair, the largest free fair in the world. It is also recognized for its watermelons, dairy cattle, and timber industry, as well as its great hospitality. The population is approximately 45,463 people in approximately 17,651 households.

According to the Louisiana Workforce Commission, Regional Labor Area Report for the first quarter of 2025, the economy of Washington Parish is primarily consists of manufacturing jobs with the paper industry and gas pipeline stations providing most of those positions. According to population estimates at 2023, the median value of owner-occupied housing units is \$139,400 compared to the state value of \$208,700. At the same time, the home ownership rate in Washington Parish is 69.4%. In comparison, the state rate for the same time frame is 67.3%.

Projected enrollment over the next few years is anticipated to decline at a slow rate as parish population shrinks and ages. The School Board continues to assess the anticipated enrollment as well as the increased needs for the changes in technology and other considerations as the buildings of the School Board continue to age. Currently, the buildings range from 19 to 95 years old. The two newest buildings are the Pine Jr. and Sr. High School and Franklinton Elementary School, which were built in 2006. Repairs and maintenance as well as upkeep activities are ongoing to maintain the current level of the buildings.

MAJOR INITIATIVES

Elementary and Secondary School Emergency Relief (ESSER) Funding discontinued during the 2024-2025 fiscal year. In addition, during fiscal year 2025, the Washington Parish School Board instituted a five percent permanent raise for all WPSB staff effective 7/1/2025 to address the compensation gap between Washington and neighboring parishes and counties. In December, 2025, voters approved a one percent sales tax for the benefit of the Washington Parish Educational Facilities Improvement District (EFID). The funds generated from this revenue stream are earmarked specifically for additional compensation, as well as related benefits, for WPSB employees. The tax went into effect April 1, 2025, with collections being received by the Washington Parish School Board beginning in May, 2025. Disbursements to employees are expected to begin December, 2025.

Our education successes can be attributed to our dedicated teachers and staff. The School Board is in the twenty-third year of a universal 4-year old program. The School Board also continues the reading initiative which began with the Reading First Program twenty years ago.

FINANCIAL INFORMATION

Internal Controls. Management of the School Board is responsible for establishing and maintaining internal controls designed to ensure that the assets of the School Board are protected from loss, theft or misuse and to ensure that adequate accounting data are compiled to allow for the preparation of financial statements in conformity with accounting principles generally accepted in the United States of America. Internal controls are designed to provide reasonable, but not absolute, assurance that these objectives are met. The concept of reasonable assurance recognizes that (1) the cost of a control should not exceed the benefits likely to be derived; and (2) the valuation of costs and benefits requires estimates and judgments by management.

Single Audit. As a recipient of federal, state and local financial assistance, the School Board also is responsible for ensuring that adequate internal controls are in place to ensure compliance with applicable laws and regulations related to those programs. This internal control structure is subject to periodic evaluation by management.

As a part of the School Board's single audit, tests are made to determine the extent of compliance testing related to major federal programs, as well as to determine that the School Board has complied with applicable laws and regulations. The results of the School Board's single audit for the fiscal year ended June 30, 2025 provided no instances of material weaknesses in internal controls.

Budgeting Controls. In addition, the School Board maintains budgetary controls. The objective of these budgetary controls is to ensure compliance with the annual appropriated budgets, including all subsequent amendments, approved by the School Board. Activities of the General Fund and Special Revenue Funds are included in the annual appropriated budget. The level of budgetary control (that is, the level at which expenditures cannot exceed the appropriated amount) is established at the function or project level within the individual funds. The School Board also maintains an encumbrance accounting system as one technique of accomplishing budgetary control throughout the year.

As demonstrated by the statements and schedules included in the financial section of this report, the School Board continues to meet its responsibility for sound financial management.

Debt Administration. At June 30, 2025, the School Board had no general obligation bond debt issue outstanding. The School Board is limited by state statute from issuing property tax bonds in excess of 50% of the assessed valuation of the taxable property including Homestead Exempt Property and Nonexempt property.

Long Term Financial Planning. In fiscal year 2025, the School Board has completed major renovations to the Franklinton Junior High School since past attempts to secure a bond issue to fund the construction of a new facility had failed. The next major renovation project will most likely be the Thomas Elementary cafeteria as the current facility is inadequate for that school's student population. State capital outlay funds have been requested with the support of our State Senator and Representative. Requests will be considered at the 2026 Regular Legislative Session.

In addition, the School Board annually reviews its budget and operational matters and will continue to assess its long-term financial planning on an annual basis. Evaluation and restructuring of staff positions continue as the Board continues to make adjustments to personnel to mitigate the impact of the recent five percent raise and the declining student population.

Financial Policies. The School Board adopted a Loans to Schools policy in June of 2012. Before this policy was in place, an individual school could borrow against the operation allocation and use the funds for capital projects, paying the funds back over a period of time from future operation allocations. This often left administration at the school without sufficient funds to cover the operation expenses of the school. The purpose

of the policy was to ensure that each school had adequate funds to cover normal day-to-day operating requirements, such as custodial supplies and equipment. After the policy was adopted, schools can only ask for advances on their operational allocation for amounts less than \$10,000 and can only use those loans for small equipment such as mowers, weight equipment or musical instruments. A school may not have more than \$10,000 in loans in aggregate at any one time. The total 2024-2025 allocation to schools for operations and contingency was \$558,057.17.

OTHER INFORMATION

Independent Audit. State statutes require an annual audit by an independent certified public accountant. The accounting and auditing firm of EisnerAmper, LLP performed the fiscal year 2025 audit. In addition to meeting the requirements set forth in state statutes, the audit was also designed to meet the requirements of the federal Single Audit Act, as amended and related to Uniform Guidance. The independent auditors' report on the financial statements is included in the financial section of this report. The independent auditors' reports related specifically to the Single Audit Act are included in the Single Audit Section.

Awards. The School Board is participating in the Certificate of Excellence in Financial Reporting program sponsored by the Association of School Business Officials, International (ASBO) for the twenty-first time. The certificate was awarded to the School Board for the first time for its annual comprehensive financial report for the fiscal year ended June 30, 2005. The award certifies that the school system has presented its comprehensive annual financial report to the ASBO Panel of Review for critical review and evaluation and that the report was judged to have complied with the principles and practices of financial reporting recognized by ASBO. Receiving the award is recognition that the school system has met the highest standards of excellence in school financial reporting.

The Government Finance Officers Association of the United States and Canada (GFOA) awarded a Certificate of Achievement for Excellence in Financial Reporting to the School Board for its annual comprehensive financial report for the fiscal year ended June 30, 2024. The School Board first applied for the GFOA Certificate of Achievement in 2004.

In order to be awarded a Certificate of Achievement, a government unit must publish an easily readable and efficiently organized comprehensive financial report, whose contents conform to program standards. Such reports must satisfy both generally accepted accounting principles and applicable legal requirements.

Both a Certificate of Achievement (GFOA) and a Certificate of Excellence (ASBO) are valid for a period of one year only. We believe our current comprehensive annual financial report continues to conform to the program requirements of both organizations and we are submitting it to GFOA and ASBO to determine its eligibility for each of the certificates.

Acknowledgments. The preparation of the annual comprehensive financial report on a timely basis was made possible by the dedicated service of the entire staff of the Accounting Department. Each member of the department has our sincere appreciation for the contributions made in the preparation of this report.

In closing, without the leadership and support of the Members of the School Board, both individually and collectively, preparation of this report would not have been possible.

Respectfully submitted,

The image shows two handwritten signatures in blue ink. The first signature is "Jamie Painter" and the second is "Jennifer Thomas". Both are written in a cursive style. The signatures are located on the left side of the page, below the "Respectfully submitted," text.



Government Finance Officers Association

Certificate of
Achievement
for Excellence
in Financial
Reporting

Presented to

**Washington Parish School Board
Louisiana**

For its Annual Comprehensive
Financial Report
For the Fiscal Year Ended

June 30, 2024

Christopher P. Morrell

Executive Director/CEO



ASSOCIATION OF
SCHOOL BUSINESS OFFICIALS
INTERNATIONAL

The Certificate of Excellence in Financial Reporting
is presented to

Washington Parish School District

for its Annual Comprehensive Financial Report
for the Fiscal Year Ended June 30, 2024.

The district report meets the criteria established for
ASBO International's Certificate of Excellence in Financial Reporting.



A handwritten signature in black ink, reading 'Ryan S. Stechschulte'.

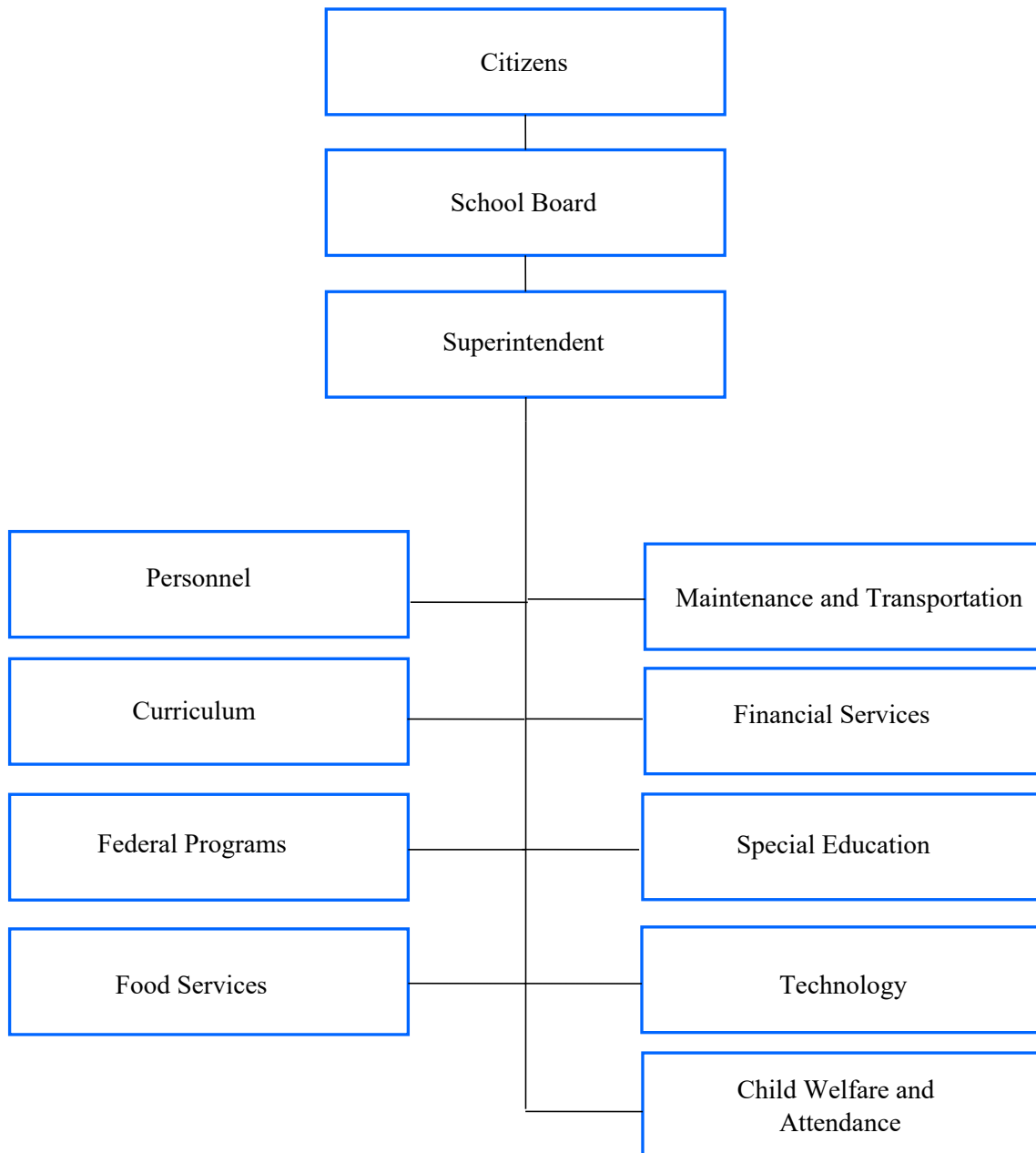
Ryan S. Stechschulte
President

A handwritten signature in black ink, reading 'James M. Rowan'.

James M. Rowan, CAE, SFO
CEO/Executive Director

WASHINGTON PARISH SCHOOL BOARD
Franklinton, Louisiana

Organizational Chart



WASHINGTON PARISH SCHOOL BOARD
Franklinton, Louisiana

List of Principal Officials

SCHOOL BOARD MEMBERS

Keith Giles	District 1
Chad Dorsett	District 2
Rev. Bruce Brown, Sr.	District 3
Kendall McKenzie	District 4
Robert Boone	District 5
Scott Breland	District 6
David Pettit	District 7
Amanda Dillon	District 8
Lesley McKinley	District 9

ADMINISTRATIVE OFFICIALS

Superintendent	Jennifer Thomas
Financial Services	Dana Knight, CPA, Director
Personnel	Lisa Magee, Director
Food Services	Amanda Stafford, Supervisor
Curriculum	Keri Crowe, Director
Federal Programs	Christina McMillan, Director
Special Education	Stacy Payne, Supervisor
Supervisor of Post-Secondary Transition	Penny Moses, Supervisor
Technology	Candace Stewart, Supervisor
Child Welfare and Attendance	Tiffany Hughes-Smith, Supervisor
High School and Other Curriculum	Jennifer Beninato, Supervisor
Maintenance and Transportation	Mike Ingram, Supervisor

FINANCIAL SECTION

Franklinton Primary
School



INDEPENDENT AUDITORS' REPORT

The Members of the Washington Parish School Board
Franklinton, Louisiana:

Report on the Audit of the Financial Statements

Opinions

We have audited the accompanying financial statements of the governmental activities, each major fund, and the aggregate remaining fund information of the Washington Parish School Board (the School Board) as of and for the year ended June 30, 2025, and the related notes to the financial statements, which collectively comprise the School Board's basic financial statements as listed in the table of contents.

In our opinion, the financial statements referred to above present fairly, in all material respects, the respective financial position of the governmental activities, each major fund, and the aggregate remaining fund information of the School Board, as of June 30, 2025, and the respective changes in financial position, and where applicable, cash flows thereof for the year then ended in accordance with accounting principles generally accepted in the United States of America.

Basis for Opinions

We conducted our audit in accordance with auditing standards generally accepted in the United States of America and the standards applicable to financial audits contained in *Government Auditing Standards*, issued by the Comptroller General of the United States. Our responsibilities under those standards are further described in the Auditors' Responsibilities for the Audit of the Financial Statements section of our report. We are required to be independent of the School Board and to meet our other ethical responsibilities, in accordance with the relevant ethical requirements relating to our audit. We believe that the audit evidence we have obtained is sufficient and appropriate to provide a basis for our audit opinions.

Other Matter: Report on Summarized Comparative Information

We have previously audited the School Board's 2024 financial statements, and we expressed unmodified opinions on the respective financial statements of the governmental activities, each major fund, and the aggregate remaining fund information in our report dated December 23, 2024. In our opinion, the summarized comparative information presented herein as of and for the year ended June 30, 2024, is consistent, in all material respects, with the audited financial statements from which it has been derived.

Responsibilities of Management for the Financial Statements

Management is responsible for the preparation and fair presentation of the financial statements in accordance with accounting principles generally accepted in the United States of America, and for the design, implementation, and maintenance of internal control relevant to the preparation and fair presentation of financial statements that are free from material misstatement, whether due to fraud or error.

In preparing the financial statements, management is required to evaluate whether there are conditions or events, considered in the aggregate, that raise substantial doubt about the School Boards ability to continue as a going concern for twelve months beyond the financial statement date, including any currently known information that may raise substantial doubt shortly thereafter.

Auditors' Responsibilities for the Audit of the Financial Statements

Our objectives are to obtain reasonable assurance about whether the financial statements as a whole are free from material misstatement, whether due to fraud or error, and to issue an auditors' report that includes our opinions. Reasonable assurance is a high level of assurance but is not absolute assurance and therefore is not a guarantee that an audit conducted in accordance with generally accepted auditing standards and *Government Auditing Standards* will always detect a material misstatement when it exists. The risk of not detecting a material misstatement resulting from fraud is higher than for one resulting from error, as fraud may involve collusion, forgery, intentional omissions, misrepresentations, or the override of internal control. Misstatements are considered material if there is a substantial likelihood that, individually or in the aggregate, they would influence the judgment made by a reasonable user based on the financial statements.

In performing an audit in accordance with generally accepted auditing standards and *Government Auditing Standards*, we:

- Exercise professional judgment and maintain professional skepticism throughout the audit.
- Identify and assess the risks of material misstatement of the financial statements, whether due to fraud or error, and design and perform audit procedures responsive to those risks. Such procedures include examining, on a test basis, evidence regarding the amounts and disclosures in the financial statements.
- Obtain an understanding of internal control relevant to the audit in order to design audit procedures that are appropriate in the circumstances, but not for the purpose of expressing an opinion on the effectiveness of the School Board's internal control. Accordingly, no such opinion is expressed.
- Evaluate the appropriateness of accounting policies used and the reasonableness of significant accounting estimates made by management, as well as evaluate the overall presentation of the financial statements.
- Conclude whether, in our judgment, there are conditions or events, considered in the aggregate, that raise substantial doubt about the School Board's ability to continue as a going concern for a reasonable period of time.

We are required to communicate with those charged with governance regarding, among other matters, the planned scope and timing of the audit, significant audit findings, and certain internal control-related matters that we identified during the audit.

Required Supplementary Information

Accounting principles generally accepted in the United States of America require that the management's discussion and analysis, the budget comparison schedules, the notes to the required supplementary information, the schedule of proportionate share of the net pension liability, the schedule of contributions to each retirement system, and the schedule of changes in total OPEB liability and related ratios, as listed in the table of contents, be presented to supplement the basic financial statements. Such information is the responsibility of management and, although not a part of the basic financial statements, is required by the Governmental Accounting Standards Board who considers it to be an essential part of financial reporting for placing the basic financial statements in an appropriate operational, economic, or historical context. We have applied certain limited procedures to the required supplementary information in accordance with auditing standards generally accepted in the United States of America, which consisted of inquiries of management about the methods of preparing the information and comparing the information for consistency with management's responses to our inquiries, the basic financial statements, and other knowledge we obtained during our audit of the basic financial statements. We do not express an opinion or provide any assurance on the information because the limited procedures do not provide us with sufficient evidence to express an opinion or provide any assurance.



Supplementary Information

Our audit was conducted for the purpose of forming opinions on the financial statements that collectively comprise the School Board's basic financial statements. The accompanying combining and individual nonmajor fund financial statements; nonmajor schedules of revenues, expenditures, and changes in fund balance – budget to actual; schedule of compensation paid to board members; schedule of compensation, benefits, and other payments to agency head, and the schedule of expenditures of federal awards, as required by Title 2 U.S. *Code of Federal Regulations* Part 200, *Uniform Administrative Requirements, Cost Principles, and Audit Requirements for Federal Awards*, as listed in the table of contents, are presented for purposes of additional analysis and are not a required part of the basic financial statements. Such information is the responsibility of management and was derived from and relates directly to the underlying accounting and other records used to prepare the basic financial statements. The information has been subjected to the auditing procedures applied in the audit of the basic financial statements and certain additional procedures, including comparing and reconciling such information directly to the underlying accounting and other records used to prepare the basic financial statements or to the basic financial statements themselves, and other additional procedures in accordance with auditing standards generally accepted in the United States of America. In our opinion, the combining and individual nonmajor fund financial statements; nonmajor schedules of revenues, expenditures, and changes in fund balance – budget to actual; schedule of compensation paid to board members; schedule of compensation, benefits, and other payments to agency head; and the schedule of expenditures of federal awards are fairly stated, in all material respects, in relation to the basic financial statements as a whole.

Other Information

Management is responsible for the other information included in the annual report. The other information comprises the introductory and statistical sections but does not include the basic financial statements and our auditors' report thereon. Our opinions on the basic financial statements do not cover the other information, and we do not express an opinion or any form of assurance thereon.

In connection with our audit of the basic financial statements, our responsibility is to read the other information and consider whether a material inconsistency exists between the other information and the basic financial statements, or the other information otherwise appears to be materially misstated. If, based on the work performed, we conclude that an uncorrected material misstatement of the other information exists, we are required to describe it in our report.

Other Reporting Required by Government Auditing Standards

In accordance with *Government Auditing Standards*, we have also issued our report dated December 19, 2025, on our consideration of the School Board's internal control over financial reporting and on our tests of its compliance with certain provisions of laws, regulations, contracts, and grant agreements and other matters. The purpose of that report is solely to describe the scope of our testing of internal control over financial reporting and compliance and the results of that testing, and not to provide an opinion on the effectiveness of the School Board's internal control over financial reporting or on compliance. That report is an integral part of an audit performed in accordance with *Government Auditing Standards* in considering the School Board's internal control over financial reporting and compliance.

EisnerAmper LLP

EISNERAMPER LLP
Metairie, Louisiana
December 19, 2025



WASHINGTON PARISH SCHOOL BOARD
Franklinton, Louisiana

Required Supplementary Information -
Management's Discussion and Analysis



Franklinton High School



WASHINGTON PARISH SCHOOL BOARD
Franklinton, Louisiana

MANAGEMENT'S DISCUSSION AND ANALYSIS
AS OF AND FOR THE YEAR ENDED JUNE 30, 2025

The Management's Discussion and Analysis of the Washington Parish School Board's (the School Board) financial performance presents a narrative overview and analysis of the School Board's financial activities as of June 30, 2025. This document focuses on the current year's activities, resulting changes, and currently known facts in comparison with the prior year's information (where available).

FINANCIAL HIGHLIGHTS

- ★ The School Board's liabilities and deferred inflows of resources exceeded assets and deferred outflows of resources at the close of fiscal year 2025 by approximately \$89.8 million.
- ★ The School Board's expenses exceeded revenues by \$2.5 million for the year ended June 30, 2025.
- ★ The School Board's general fund expended approximately \$55.0 million, recognizing a decrease in fund balance of \$399 thousand for the fiscal year ended June 30, 2025.

OVERVIEW OF THE FINANCIAL STATEMENTS

These financial statements consist of three sections - Management's Discussion and Analysis (this section), the basic financial statements (including the notes to the financial statements) and required supplementary information.

Government-wide financial statements. The *government-wide financial statements* are designed to provide readers with a broad overview of the School Board's finances, in a manner similar to private sector business.

The *statement of net position* presents information on all of the School Board's assets and deferred outflows, and liabilities and deferred inflows, with the difference between these reported as *net position*. Over time, increases or decreases in net position may serve as a useful indicator of whether the financial position of the School Board is improving or deteriorating.

The *statement of activities* presents information showing how the School Board's net position changed during the most recent fiscal year. All changes in net position are reported as soon as the underlying event giving rise to the change occurs, regardless of the timing of the cash flows (e.g., recognition of taxes receivables/uncollected and changes in unused compensated absences).

Both of the government-wide financial statements present functions of the School Board that are principally supported by taxes and intergovernmental revenues (governmental activities). The School Board has no functions or activities which are business-like in nature. Business-like means that they are primarily supported by user fees and charges for services, such as a municipally owned utility system. The governmental activities of the School Board include regular and special education programs, support services, administration, maintenance, student transportation, and school food services. The School Board contains no other units of government (component units) nor is it contained as a component unit of any other level of local or state government.

Fund financial statements. A *fund* is a grouping of related accounts that are used to maintain control over the resources that have been segregated for specific activities or objectives. The School Board, like other state and local governments, uses fund accounting to ensure and demonstrate compliance with finance related legal requirements. The funds of the School Board can be divided into two categories: governmental funds and internal service funds.

Governmental funds. *Governmental funds* are used to account for essentially the same functions as governmental activities in the government-wide financial statements.

WASHINGTON PARISH SCHOOL BOARD
Franklinton, Louisiana

MANAGEMENT'S DISCUSSION AND ANALYSIS
AS OF AND FOR THE YEAR ENDED JUNE 30, 2025

However, unlike the government-wide financial statements, governmental fund financial statements focus on *near term inflows and outflows of spendable resources*, as well as on *balances of spendable resources available* at the end of the fiscal year. Such information may be useful in evaluating a government's near-term financial requirements. Because the focus of governmental funds is narrower than that of the government-wide financial statements, it is useful to compare the information presented for governmental funds with similar information presented for governmental activities in the government-wide financial statements. By doing so, readers may better understand the long-term impact of the School Board's near-term financing decisions. Both the governmental fund balance and the governmental fund statement of revenues, expenditures, and changes in fund balance provide a reconciliation to facilitate this comparison between governmental funds and governmental activities. The School Board maintains dozens of individual governmental funds. Information is presented separately in the government fund balance sheet and in the governmental fund statement of revenues, expenditures and changes in fund balances for the General Fund, School Lunch, and Title I.

The remaining funds are combined into a single, aggregated presentation under the label of other governmental funds, which contains all nonmajor funds. Individual fund data for each of these nonmajor funds is provided in the form of combining statements elsewhere in this report.

The School Board adopts annual appropriated budgets for the General Fund and Special Revenue Funds, excluding Student Activity Fund.

Internal Service Funds. Internal service funds are used to account for charges of fees to departments to help cover the costs of certain services it provides by being self-insured. The School Board's workers' compensation program is accounted for in its Internal Service Fund. Internal Service Funds are accounted for using the economic resources measurement focus and the accrual basis of accounting. Under this method, revenues are recognized when earned, and expenses are recognized when incurred. All assets and liabilities associated with the operation of these funds are included in the Statement of Net Position.

Notes to the financial statements. The notes provide additional information that is essential to a full understanding of the data provided in the government-wide and fund financial statements.

GOVERNMENT-WIDE FINANCIAL ANALYSIS

The Statement of Net Position and the Statement of Activities are designed to provide readers with a broad overview of the School Board's finances, in a manner similar to a private-sector business. All of the year's revenues and expenses are taken into account regardless of when cash is received or paid. These two statements report the School Board's net position and changes in net position. Increases or decreases in the School Board's net position are one indicator of whether its financial health is improving or deteriorating. The net position of the School Board decreased by \$2,476,091 or 2.83%, in 2025 as compared to a decrease of \$797,655, or 0.92%, in 2024. The decrease can be attributed to significant changes in the OPEB liability and related deferred inflows and outflows as a result of changes in actuarial assumptions.

The Statement of Net Position and Statement of Activities reflect the School Board's governmental activities (e.g., its basic service), such as instruction, student services, plant services, transportation, and food services. Property taxes, sales taxes, Minimum Foundation Program ("MFP") Funds, and state and federal grants finance most of these activities. The workers' compensation program is accounted for in these statements as well. Our analysis on the following tables focuses on the net position (Table 1) and changes in net position (Table 2) of the School Board's governmental activities.

WASHINGTON PARISH SCHOOL BOARD
Franklinton, Louisiana

MANAGEMENT'S DISCUSSION AND ANALYSIS
AS OF AND FOR THE YEAR ENDED JUNE 30, 2025

Statement of Net Position

- Cash and investments account for 38.0% of total assets, compared to 33.9% in the prior year.
- Capital assets, which are reported net of accumulated depreciation, account for 55.9% of total assets. Total capital assets decreased by \$1,330,867 due to additions offset by depreciation and disposals.
- OPEB liability, which has decreased from the prior year by approximately \$23.7 million from the prior year due to changes in assumptions used for the actuarial valuation, accounts for 57.4% of total liabilities reported.
- Net pension liability, which has decreased from the prior year by approximately \$1.0 million primarily due to changes in assumptions used for the actuarial valuation, accounts for 34.2% of total liabilities reported.
- Net investment in capital assets is \$29,898,727 as of June 30, 2025, a decrease of \$907,337 from the prior year. The change can be attributed to an increase in depreciation expense and a decrease in capital outlays.
- Unrestricted net position (deficit) is \$123,857,518 as of June 30, 2025. The School Board plans to improve this negative balance when it shows increases in revenues over expenses and is able to fund pension and post-employment benefits, reducing the total liability and increasing net position.

TABLE 1
SUMMARY OF NET POSITION
June 30, 2025 and 2024

	<u>2025</u>	<u>2024</u>
Assets:		
Current and other assets:		
Cash and investments	\$ 21,204,155	\$ 19,405,684
Other assets	3,439,197	5,318,164
Capital assets, net of depreciation	<u>31,188,566</u>	<u>32,519,433</u>
Total assets	55,831,918	57,243,281
Deferred Outflows of Resources:		
Deferred amounts related to net pension liability and OPEB	<u>25,176,283</u>	<u>37,402,698</u>
Liabilities:		
Current and other liabilities:		
Accounts, salaries and other payables	4,685,017	5,358,323
Other liabilities	83,865	155,547
Long-term liabilities:		
Due within one year	6,629,035	6,433,112
Due in more than one year	<u>122,836,661</u>	<u>148,537,001</u>
Total liabilities	<u>134,234,578</u>	<u>160,483,983</u>
Deferred Inflows of Resources:		
Deferred amounts related to net pension liability and OPEB	<u>36,602,799</u>	<u>21,515,081</u>
Net Position:		
Net investment in capital assets	29,898,727	30,806,064
Restricted	4,129,615	3,573,430
Unrestricted	<u>(123,857,518)</u>	<u>(121,732,579)</u>
Total net position	\$ <u><u>(89,829,176)</u></u>	\$ <u><u>(87,353,085)</u></u>

WASHINGTON PARISH SCHOOL BOARD
Franklinton, Louisiana

MANAGEMENT'S DISCUSSION AND ANALYSIS
AS OF AND FOR THE YEAR ENDED JUNE 30, 2025

Changes in Net Position

- Operating grants and contributions decreased by \$3.5 million, or 16.9%, primarily due to the decrease in Education Stabilization Grant funding.
- Capital grants and contributions decreased by \$3.8 million, or 91.8%, primarily due to the decrease in Education Stabilization Grant funding that was expended on construction and other capital additions.
- Program expenditures decreased by \$4.9 million, or 6.2% primarily due to the decrease in Education Stabilization Grant funding offset by changes in the pension and OPEB liabilities and related amortization of deferred inflows and deferred outflows of resources.

TABLE 2
SUMMARY CHANGES IN NET POSITION
For the years ended June 30, 2025 and 2024

	<u>2025</u>	<u>2024</u>
Revenues:		
Program revenues:		
Charges for services	\$ 3,105,014	\$ 2,926,117
Operating grants and contributions	17,159,537	20,643,228
Capital grants and contributions	341,492	4,143,621
General revenues:		
Ad valorem (property) taxes	2,636,965	2,525,774
Sales and use taxes	8,617,070	8,399,561
State revenue sharing	158,508	157,752
Minimum Foundation Program	37,300,330	36,669,152
Other general revenues	1,813,989	2,240,223
Total revenues	<u>71,132,905</u>	<u>77,705,428</u>
Program expenses:		
Regular programs	21,548,147	21,970,440
Special programs	7,185,919	6,719,166
Other education programs	10,104,797	11,674,986
Student services	4,625,260	4,837,059
Instructional staff support	5,477,351	5,765,296
General administration	1,942,196	2,295,364
School administration	4,444,903	4,756,562
Business services	695,020	778,783
Plant services	7,229,437	8,735,817
Student transportation services	5,095,686	5,497,780
Central services	212,916	78,364
Food services	4,962,640	5,272,536
Community service programs	22,798	42,473
Interest on long-term debt	61,926	78,368
Total program expenses	<u>73,608,996</u>	<u>78,502,994</u>
Changes in net position	(2,476,091)	(797,566)
Net position, beginning of year	<u>(87,353,085)</u>	<u>(86,555,519)</u>
Net position, end of year	<u>\$ (89,829,176)</u>	<u>\$ (87,353,085)</u>

WASHINGTON PARISH SCHOOL BOARD
Franklinton, Louisiana

MANAGEMENT'S DISCUSSION AND ANALYSIS
AS OF AND FOR THE YEAR ENDED JUNE 30, 2025

MAJOR FUND FINANCIAL ANALYSIS

The School Board's financial statements include three major funds. These funds are the General Fund, School Lunch Fund, and Title I Fund.

The General Fund's fund balance experienced a decrease of 2.7% during the year ended June 30, 2025, by \$399 thousand to \$14,498,203. The decrease is attributed to the decrease in revenues from local sources. Revenues increased by approximately \$180 thousand, or 0.3%. Expenditures increased by approximately \$1.0 million, or 1.9%. Instructional expenditures increased by \$1,141,712 or 3.8% primarily due to the implementation of the 5.0% pay increase. Variances between budgeted and actual amounts include a 5.0% variance of total revenues and other financing sources over budgeted revenues and other financing sources and a 1.0% variance of total expenditures and other financing uses over budgeted expenditures and other financing uses.

The School Lunch Special Revenue Fund's fund balance decreased by \$268,192 in fiscal year 2025 from \$868,071 in fiscal year 2024, compared to a decrease in fund balance of \$183,409 in fiscal year 2024. Federal revenues were \$3.7 million in fiscal years 2025 and 2024. Expenditures in the School Lunch Fund were approximately \$4.5 million in fiscal year 2025 compared to \$4.7 million in fiscal year 2024 primarily due to no new equipment leases in fiscal year 2025.

The Title I Fund saw an increase in revenues of \$226 thousand, or 10.2%, and an increase in expenditures of \$210 thousand, or 10.0%, in fiscal year 2025 compared to fiscal year 2024. The increases are primarily due to increased Summer School expenditures previously funded through Education Stabilization Grant funding and an increase in pre-school and literacy personnel salaries.

CAPITAL ASSET AND DEBT ADMINISTRATION

Capital Assets

At the end of 2025, the School Board had \$31.2 million (net of depreciation) invested in a broad range of capital assets, including land, building, equipment, and construction in process (see note 5). This amount represents a net decrease (including additions, deductions, and depreciation) of approximately \$1.3 million from the prior year.

TABLE 3
CAPITAL ASSETS AS OF JUNE 30, 2025
(Net of Depreciation and Amortization)

Land and land improvements	\$ 3,561,344
Buildings and improvements	25,395,931
Furniture, fixtures and equipment	789,845
Vehicles	1,012,903
Right-of-use assets - leased equipment	428,543
	<u>\$ 31,188,566</u>

Capital assets have increased from the prior year due primarily to additions exceeding depreciation and amortization. The major construction project during the year was renovations at Franklinton Jr. High School. Additional information regarding capital assets is included in note 5 of the notes to the basic financial statements.

WASHINGTON PARISH SCHOOL BOARD
Franklinton, Louisiana

MANAGEMENT'S DISCUSSION AND ANALYSIS
AS OF AND FOR THE YEAR ENDED JUNE 30, 2025

Long-Term Debt and Liabilities

At the end of the current fiscal year, the School Board had note payables outstanding at June 30, 2025 of \$838,955 incurred for the purchase of school buses and leases payable of \$450,884. The School Board's debt activity included scheduled principal repayments of \$423,530 and \$65,687 in interest payments. Additional information relating to long-term debt is included in note 8 of the notes to the basic financial statements.

The OPEB liability decreased from the prior year by approximately \$23.7 million for 2025 due primarily to changes in assumptions used for the actuarial valuation and benefit payments. The net pension liability decreased from prior year by approximately \$1.0 million primarily due to changes in assumptions used for the actuarial valuation and changes in fiduciary net position of the pension plans.

VARIATIONS BETWEEN ORIGINAL AND FINAL BUDGETS

There were no significant variations between the final budget and actual amounts for the general fund for total revenues and expenditures.

ECONOMIC FACTORS AND NEXT YEAR'S BUDGETS

Growth of the parish is expected to be consistent with prior year. The Washington Parish School Board's elected and appointed officials considered the following factors and indicators when setting next year's budget.

These factors and indicators include:

- The Washington Parish Educational Facilities Improvement District (EFID) one percent sales tax took effect in April 2025. These revenues are to be used to provide supplemental compensation to the school district's staff. Disbursements are set to begin in fiscal year 2026.
- The MFP student counts have trended downward over the past few years. Therefore, MFP funding for the 2025-2026 school year is projected to be less than what was recognized in 2024-2025.
- Health Insurance rates will see a mid-year increase of approximately 7.76 %.
- ESSER federal funding expired on September 30, 2024. Employee stipends, summer school and capital improvements were among the many uses of those funds. Since the federal funding's termination in early fiscal year 2024-2025, the Board and current administration has continued to give careful consideration regarding programs and incentives that needed to be reduced or eliminated due to the loss of those funds.
- The State Legislature approved a state-funded stipend for employees for the 2025-2026 fiscal year. Funding allows for a one-time payment of \$2,000 to certificated employees and \$1,000 to support staff.
- TRSL employer contributions rates for retirement for fiscal year 2026 decreased from 21.51% to 20.95% and LSERS rates decreased from 25.8% to 22%

At the time these financial statements were prepared and audited, the School Board was aware of the following circumstances that could significantly affect the School Board's financial health in the future:

- The February 2025 MFP student count decreased to 4,391 from 4,404 at the October 2024 count.
- Two distributions per fiscal year are expected to be made to district employees from revenues generated by the EFID sales tax. The first distribution was made in early December 2025. The second will be prior to the close of the 2026 fiscal year.
- The five percent pay raise which became effective 7/1/2025 continues to impact future decisions regarding staffing levels and organizational structure.

**WASHINGTON PARISH SCHOOL BOARD
Franklinton, Louisiana**

**MANAGEMENT'S DISCUSSION AND ANALYSIS
AS OF AND FOR THE YEAR ENDED JUNE 30, 2025**

All of these factors were considered in preparing the Washington Parish School Board's budget for the 2025-2026 fiscal year.

CONTACTING THE WASHINGTON PARISH SCHOOL BOARD'S MANAGEMENT

This financial report is designed to provide a general overview of the School Board's finances for those with an interest in the government's financial position and operations. Questions concerning any of the information provided in this report or request for additional financial information should be addressed to Dana Knight, Washington Parish School Board, (985) 839-3436.

WASHINGTON PARISH SCHOOL BOARD
Franklinton, Louisiana

Basic Financial Statements:
Government-Wide
Financial Statements (GWFS)



Franklinton Jr. High School



WASHINGTON PARISH SCHOOL BOARD

Franklinton, Louisiana

Statement of Net Position

June 30, 2025

	Governmental Activities
Assets:	
Cash and cash equivalents	\$ 21,048,213
Investments	155,942
Receivables	2,545,662
Inventory	213,540
Prepays	679,995
Capital assets:	
Land and Construction in Progress	3,561,344
Capital assets, net of depreciation and amortization	27,627,222
Total assets	<u>55,831,918</u>
Deferred Outflows of Resources:	
Deferred amounts related to OPEB	8,354,605
Deferred amounts related to net pension liability	16,821,678
Total deferred outflows of resources	<u>25,176,283</u>
Liabilities:	
Accounts, salaries, and other payables	4,685,017
Unearned revenues	58,384
Accrued interest expense	25,481
Long-term liabilities:	
Due within one year	
Notes payable	121,241
Leases payable	265,277
Claims payable	699,133
Compensated absences	2,024,417
Total other post-employment benefits	3,518,967
Due in more than one year	
Notes payable	717,714
Leases payable	185,607
Compensated absences	2,460,404
Net pension liability	45,893,414
Total other post-employment benefits	73,579,522
Total liabilities	<u>134,234,578</u>
Deferred Inflows of Resources:	
Deferred amounts related to net pension liability	5,534,808
Deferred amounts related to OPEB liability	31,067,991
Total deferred inflows of resources	<u>36,602,799</u>
Net Position:	
Net investment in capital assets	29,898,727
Restricted for:	
Personnel costs	828,985
Maintenance	148,552
Capital projects	126,308
Student activities	1,938,674
School food service	1,087,096
Unrestricted (deficit)	(123,857,518)
Total net position (deficit)	<u>\$ (89,829,176)</u>

See accompanying notes to the basic financial statements.

WASHINGTON PARISH SCHOOL BOARD
Franklinton, Louisiana

Statement of Activities

For the year ended June 30, 2025

Functions/Programs	Expenses	Charges for Services	Operating Grants and Contributions	Capital Grants and Contributions	Net (Expense) Revenue and Changes in Net Position
Governmental activities:					
Instruction:					
Regular programs	\$ 21,548,147	\$ -	\$ 3,011,864	\$ -	\$ (18,536,283)
Special education programs	7,185,919	-	227,565	-	(6,958,354)
Other education programs	10,104,797	2,943,964	5,378,007	-	(1,782,826)
Support services:					
Student services	4,625,260	-	689,482	-	(3,935,778)
Instructional staff support	5,477,351	-	3,188,191	-	(2,289,160)
General administration	1,942,196	-	190,025	-	(1,752,171)
School administration	4,444,903	-	3,370	-	(4,441,533)
Business services	695,020	-	15,428	-	(679,592)
Plant services	7,229,437	-	519,852	341,492	(6,368,093)
Student transportation services	5,095,686	-	31,688	-	(5,063,998)
Pupil support services	-	-	-	-	-
Central services	212,916	-	-	-	(212,916)
Food services	4,962,640	161,050	3,881,267	-	(920,323)
Community service programs	22,798	-	22,798	-	-
Interest on long-term debt	61,926	-	-	-	(61,926)
Total governmental activities	<u>\$ 73,608,996</u>	<u>\$ 3,105,014</u>	<u>\$ 17,159,537</u>	<u>\$ 341,492</u>	<u>\$ (53,002,953)</u>
General revenues:					
Taxes:					
Ad valorem (property) taxes					2,636,965
Sales and use taxes					8,617,070
State revenue sharing					158,508
Grants and contributions not restricted to specific programs - Minimum Foundation Program					37,300,330
Interest and investment earnings					525,243
Insurance proceeds					180,312
Miscellaneous					1,108,434
Total general revenues					<u>50,526,862</u>
Change in net position					(2,476,091)
Net position (deficit), beginning of year					<u>(87,353,085)</u>
Net position (deficit), end of year					<u>\$ (89,829,176)</u>

WASHINGTON PARISH SCHOOL BOARD
Franklinton, Louisiana

Basic Financial Statements:
Fund Financial Statements (FFS)



Mt. Hermon School



WASHINGTON PARISH SCHOOL BOARD
Franklinton, Louisiana

Governmental Funds - Balance Sheet
June 30, 2025
with comparative totals for June 30, 2024

	Major Funds							
	Special Revenue							
				Formerly Major Fund			Total	
	General	School Lunch	Title I	Coronavirus Grants Fund	Nonmajor Funds	2025	2024	
Assets:								
Cash and cash equivalents	\$ 16,673,774	\$ 608,650	\$ 40,472	\$ -	\$ 3,544,355	\$ 20,867,251	\$ 16,027,204	
Investment	155,942	-	-	-	-	155,942	141,047	
Receivables	1,169,574	-	440,859	-	701,788	2,312,221	4,205,478	
Interfund receivables	772,511	-	-	-	9,298	781,809	2,954,510	
Prepays	679,995	-	-	-	-	679,995	625,540	
Inventory	-	157,078	-	-	56,462	213,540	189,302	
Total assets	<u>\$ 19,451,796</u>	<u>\$ 765,728</u>	<u>\$ 481,331</u>	<u>\$ -</u>	<u>\$ 4,311,903</u>	<u>\$ 25,010,758</u>	<u>\$ 24,143,081</u>	
Liabilities:								
Accounts, salaries, and other payables	4,335,390	138,840	122,536	-	88,251	4,685,017	3,928,867	
Unearned revenues	7,752	-	-	-	50,632	58,384	53,965	
Interfund payable	610,451	27,009	358,795	-	429,744	1,425,999	3,073,998	
Total liabilities	<u>4,953,593</u>	<u>165,849</u>	<u>481,331</u>	<u>-</u>	<u>568,627</u>	<u>6,169,400</u>	<u>7,056,830</u>	
Fund balances:								
Non-spendable:								
Prepays	679,995	-	-	-	-	679,995	625,540	
Inventory	-	157,078	-	-	56,462	213,540	189,302	
Restricted for:								
Personnel costs	-	-	-	-	828,985	828,985	-	
Debt service	-	-	-	-	-	-	114,803	
Maintenance	-	-	-	-	148,552	148,552	243,611	
Capital projects	-	-	-	-	126,308	126,308	-	
Student activities	-	-	-	-	1,938,674	1,938,674	1,553,853	
School food service	-	442,801	-	-	644,295	1,087,096	1,481,176	
Committed:								
Schools	5,034,018	-	-	-	-	5,034,018	4,320,842	
Assigned:								
Insurance	3,274,091	-	-	-	-	3,274,091	2,776,429	
Unassigned	5,510,099	-	-	-	-	5,510,099	5,780,695	
Total fund balance	<u>14,498,203</u>	<u>599,879</u>	<u>-</u>	<u>-</u>	<u>3,743,276</u>	<u>18,841,358</u>	<u>17,086,251</u>	
Total liabilities and fund balance	<u>\$ 19,451,796</u>	<u>\$ 765,728</u>	<u>\$ 481,331</u>	<u>\$ -</u>	<u>\$ 4,311,903</u>	<u>\$ 25,010,758</u>	<u>\$ 24,143,081</u>	

See accompanying notes to the basic financial statements.

WASHINGTON PARISH SCHOOL BOARD
Franklinton, Louisiana

Reconciliation of the Governmental Funds Balance Sheet to the Statement of Net Position

June 30, 2025

Amounts reported for governmental activities in the statement of net position are different because:

Total fund balances – governmental funds	\$	18,841,358
--	----	------------

The cost of capital assets (land, buildings, furniture and equipment) purchased or constructed is reported as an expenditure in governmental funds. The Statement of Net Position includes those capital assets among the assets of the School Board as a whole. The costs of those assets allocated over their estimated useful lives (as depreciation expense) to the various programs reported as governmental activities in the Statement of Activities. Because depreciation expense does not affect financial resources, it is not reported in governmental funds.

Cost of capital assets	69,361,541	
Accumulated depreciation and amortization	<u>(38,172,975)</u>	31,188,566

Elimination of interfund assets and liabilities

Interfund assets	(1,425,999)	
Interfund liabilities	<u>1,425,999</u>	-

Net position of the internal service fund reported as proprietary fund type in the fund financial statement but included as governmental activities in the government-wide financial statement.

Total net position		359,460
--------------------	--	---------

Accrual basis recognition of interest expenditures		(25,481)
--	--	----------

Long-term liabilities applicable to the School Board's governmental activities are not due and payable in the current period and accordingly are not reported as fund liabilities. All liabilities – both current and long-term – are reported in the Statement of Net Position.

Balance at June 30:		
Notes payable	(838,955)	
Leases payable	(450,884)	
Compensated absences	<u>(4,484,821)</u>	<u>(5,774,660)</u>

Total OPEB liability balances in accordance with GASB 75

Total OPEB liability	(77,098,489)	
Deferred outflow of resources - related to Total OPEB liability	8,354,605	
Deferred inflow of resources - related to Total OPEB liability	<u>(31,067,991)</u>	<u>(99,811,875)</u>

Net pension obligation balances in accordance with GASB 68

Net pension liability	(45,893,414)	
Deferred outflow of resources - deferred pension contributions	6,910,509	
Deferred outflow of resources - related to net pension liability	9,911,169	
Deferred inflow of resources - related to net pension liability	<u>(5,534,808)</u>	<u>(34,606,544)</u>

Net position – governmental activities	\$	<u><u>(89,829,176)</u></u>
--	----	----------------------------

See accompanying notes to the basic financial statements.

WASHINGTON PARISH SCHOOL BOARD
Franklinton, Louisiana

Statement of Revenues, Expenditures, and Changes in
Fund Balances - All Governmental Fund Types

For the year ended June 30, 2025
with comparative totals for the year ended June 30, 2024

	Major Funds					Total	
	Special Revenue				Nonmajor Funds	2025	2024
	General	School Lunch	Title I	Formerly Major Fund			
				Coronavirus Grants Fund			
Revenues:							
Local sources:							
Taxes:							
Ad valorem	\$ 2,588,428	\$ -	\$ -	\$ -	\$ 48,537	\$ 2,636,965	\$ 2,525,774
Sales and use	7,779,993	-	-	-	837,077	8,617,070	8,399,561
Interest earnings	459,231	41,804	-	-	11,309	512,344	548,757
Food services	78,008	83,031	-	-	11	161,050	96,186
Student activity fees	-	-	-	-	2,943,964	2,943,964	2,829,931
Other	1,094,087	-	-	-	-	1,094,087	1,667,318
State sources:							
Minimum Foundation	36,858,308	442,022	-	-	-	37,300,330	36,669,152
Other	5,380,794	-	-	-	9,102	5,389,896	4,862,698
Federal sources:							
Restricted grants-in-aid	23,779	3,384,051	2,444,482	-	6,206,987	12,059,299	19,618,002
Other - commodities	-	289,529	-	-	22,313	311,842	362,401
Total revenues	54,262,628	4,240,437	2,444,482	-	10,079,300	71,026,847	77,579,780
Expenditures:							
Current:							
Instruction:							
Regular programs	19,344,034	-	-	-	1,532,103	20,876,137	20,720,619
Special education programs	6,758,744	-	-	-	227,565	6,986,309	6,357,730
Other education programs	5,076,556	-	1,112,640	-	3,434,093	9,623,289	10,719,929
Support services:							
Student services	3,815,087	-	-	-	665,703	4,480,790	4,548,115
Instructional staff support	2,114,543	-	1,092,867	-	2,095,324	5,302,734	5,430,968
General administration	1,448,486	-	21,038	-	34,425	1,503,949	1,607,025
School administration	4,447,335	-	1,790	-	1,580	4,450,705	4,609,724
Business services	660,655	-	-	-	15,455	676,110	736,928
Plant services	5,518,440	-	5,266	-	128,618	5,652,324	6,314,328
Student transportation services	5,055,815	-	22,694	-	8,994	5,087,503	5,129,646
Food services	80,080	4,179,383	-	-	168,264	4,427,727	4,536,416
Central services	204,182	-	-	-	-	204,182	70,600
Community service programs	-	-	21,754	-	1,044	22,798	42,473
Capital outlay:							
Construction and capital additions	366,159	-	21,405	-	328,387	715,951	5,137,486
Debt service:							
Principal retirement	116,376	307,154	-	-	-	423,530	533,989
Interest and bank charges	43,595	22,092	-	-	-	65,687	71,982
Total expenditures	55,050,087	4,508,629	2,299,454	-	8,641,555	70,499,725	76,567,958
Excess of revenues over (under) expenditures	(787,459)	(268,192)	145,028	-	1,437,745	527,122	1,011,822
Other financing sources (uses):							
Issuance of note payable	-	-	-	-	-	-	399,411
Transfers to other agencies	-	-	-	-	-	-	(3,598)
Lease financing	-	-	-	-	-	-	238,166
Insurance proceeds	9,312	-	-	-	-	9,312	7,996
Sales of surplus property	14,876	-	-	-	-	14,876	-
Transfers in	564,237	-	-	-	-	564,237	1,256,987
Transfers out	(200,000)	-	(145,028)	-	(419,209)	(764,237)	(1,506,987)
Total other financing sources (uses)	388,425	-	(145,028)	-	(419,209)	(175,812)	391,975
Change in fund balances	(399,034)	(268,192)	-	-	1,018,536	351,310	1,403,797
Fund balances at beginning of year, as previously presented	14,897,237	868,071	-	(101,498)	2,826,238	18,490,048	17,086,251
Change within financial reporting entity (major to nonmajor fund)	-	-	-	101,498	(101,498)	-	-
Fund balances at beginning of year, as restated	14,897,237	868,071	-	-	2,724,740	18,490,048	17,086,251
Fund balances at end of year	\$ 14,498,203	\$ 599,879	\$ -	\$ -	\$ 3,743,276	\$ 18,841,358	\$ 18,490,048

See accompanying notes to the basic financial statements.

WASHINGTON PARISH SCHOOL BOARD
Franklinton, Louisiana

Reconciliation of the Governmental Funds Statement of Revenues, Expenditures and Changes in Fund Balances
to the Statement of Activities

For the year ended June 30, 2025

Amounts reported for governmental activities in the statement of activities are different because:

Total net changes in fund balances – governmental funds	\$ 351,310
---	------------

Capital outlays are reported in governmental funds as expenditures. However, in the Statement of Activities, the cost of those assets is allocated over their estimated useful lives as depreciation expense. This is the amount by which depreciation exceeds capital outlays in the project.

Capital outlays	715,951	
Loss on retirements	(529)	
Depreciation expense	<u>(2,046,289)</u>	(1,330,867)

Repayments of bonds, notes and lease principal, including bond refundings, are reported as financing uses in governmental funds and thus contribute to the reduction in fund balance. In the statement of net position, however, repayment of debt decreases longterm liabilities and does not affect the statement of activities.

423,530

Revenues recognized in governmental funds from amounts previously reported as deferred inflows are eliminated in the government-wide statement of activities because these revenues were recognized in prior periods under the accrual basis.

(101,500)

Change in accrual basis recognition of interest expenditures

3,761

In the Statement of Activities, certain operating expenses-compensated absences are measured by the amounts earned during the year. In the governmental funds, however, expenditures for these items are measured by the amount of financial resources used (essentially, the amounts actually paid). This year, vacation and sick time used was more than the amounts earned.

520,808

Change in Total OPEB liability and deferred inflows and outflows in accordance with GASB 75

(4,394,793)

All revenues, expenses, and changes in fund net position of the internal service fund are reported as proprietary fund type in the fund financial statement but included as governmental activities in the government-wide financial statement.

295,137

Change in net pension liability and deferred inflows and outflows in accordance with GASB 68

1,756,523

Change in net position of governmental activities

\$ (2,476,091)

See accompanying notes to the basic financial statements.

WASHINGTON PARISH SCHOOL BOARD
Franklinton, Louisiana

Proprietary Fund Type - Internal Service Fund
Statement of Net Position

June 30, 2025
with comparative totals as of June 30, 2024

	<u>2025</u>	<u>2024</u>
Assets:		
Current assets		
Cash and cash equivalents	\$ 180,962	\$ 143,319
Interfund receivables	644,190	422,136
Excess insurance claims receivable	233,441	82,217
	<u> </u>	<u> </u>
Total assets	<u>\$ 1,058,593</u>	<u>\$ 647,672</u>
Liabilities:		
Current liabilities		
Claims payable and other liabilities	\$ 699,013	\$ 583,229
	<u> </u>	<u> </u>
Non-current - claims payable and other liabilities	120	120
	<u> </u>	<u> </u>
Total liabilities	<u>699,133</u>	<u>583,349</u>
Net Position:		
Unrestricted net position	<u>359,460</u>	<u>64,323</u>
	<u> </u>	<u> </u>
Total liabilities and net position	<u>\$ 1,058,593</u>	<u>\$ 647,672</u>

See accompanying notes to the basic financial statements.

WASHINGTON PARISH SCHOOL BOARD
Franklinton, Louisiana

Proprietary Fund Type - Internal Service Fund
Statement of Revenues, Expenses, and Changes in Net Position

For the year ended June 30, 2025
with comparative totals for the year ended June 30, 2024

	<u>2025</u>	<u>2024</u>
Operating revenues:		
Premiums	\$ 391,860	\$ 369,419
Reinsurance	171,000	-
	<u>562,860</u>	<u>369,419</u>
Total operating revenues		
Operating expenses:		
Workers' compensation benefits	405,170	546,135
Claims administration fees	13,656	19,968
Excess insurance premium payments	61,796	66,166
	<u>480,622</u>	<u>632,269</u>
Total operating expenses		
Operating revenue (loss)	82,238	(262,850)
Nonoperating revenues:		
Interest	12,899	14,415
	<u>12,899</u>	<u>14,415</u>
Total nonoperating revenues		
Loss before transfers	95,137	(248,435)
Transfers		
Transfers in	200,000	250,000
	<u>295,137</u>	<u>1,565</u>
Change in net position		
Net position at beginning of year	64,323	62,758
	<u>64,323</u>	<u>62,758</u>
Net position at end of year	<u>\$ 359,460</u>	<u>\$ 64,323</u>

See accompanying notes to the basic financial statements.

WASHINGTON PARISH SCHOOL BOARD
Franklinton, Louisiana

Proprietary Fund Type - Internal Service Fund
Statement of Cash Flows

For the year ended June 30, 2025
with comparative totals for the year ended June 30, 2024

	<u>2025</u>	<u>2024</u>
Cash flows from operating activities:		
Premiums	\$ 391,860	\$ 369,419
Workers' compensation benefit recoveries, net	(491,664)	(540,953)
Claims administration fees	(13,656)	(19,968)
Excess insurance premium payments	(61,796)	(66,166)
	<u>(175,256)</u>	<u>(257,668)</u>
Net cash used in operating activities	(175,256)	(257,668)
Cash flows from investing activities - interest earned	12,899	14,415
Cash flows from noncapital financing activities - transfers in	<u>200,000</u>	<u>250,000</u>
Net increase in cash and cash equivalents	37,643	6,747
Cash and cash equivalents at beginning of year	<u>143,319</u>	<u>136,572</u>
Cash and cash equivalents at end of year	<u><u>\$ 180,962</u></u>	<u><u>\$ 143,319</u></u>
Reconciliation of operating income (loss) to net cash		
used in operating activities - operating income (loss)	\$ 82,238	\$ (262,850)
Adjustments to reconcile operating income (loss) to		
net cash used in operating activities:		
Change in reinsurance receivable	(151,224)	17,000
Change in provision for claims	115,784	290,830
Change in interfund receivables	(222,054)	(302,648)
Net cash used in operating activities	<u><u>\$ (175,256)</u></u>	<u><u>\$ (257,668)</u></u>

See accompanying notes to the basic financial statements.

WASHINGTON PARISH SCHOOL BOARD
FRANKLINTON, LOUISIANA

Notes to the Basic Financial Statements
June 30, 2025

Footnote Captions

1. Summary of Significant Accounting Policies
 - a. Reporting Entity
 - b. Basis of Presentation – Fund Accounting
 - c. Basis of Accounting – Measurement Focus
 - d. Budgetary Data
 - e. Encumbrances
 - f. Cash and Cash Equivalents
 - g. Due From Other Governments
 - h. Short-Term Interfund Receivables/Payables
 - i. Inventories
 - j. Capital Assets
 - k. Long-Term Obligations
 - l. Compensated Absences
 - m. Net Position – Government-Wide Financial Statements
 - n. Equity – Fund Financial Statements
 - o. Interfund Transactions
 - p. Sales Taxes
 - q. Claims and Judgments
 - r. Prepaid Expenses
 - s. Deferred Outflows/Inflows of Resources
 - t. Pension Plans
 - u. Leases
 - v. Management’s Use of Estimates
 - w. Comparative Data and Total Columns on Statements
 - x. Current Year Adoption of New Accounting Standard
2. Cash, Cash Equivalents, and Investments
3. Ad Valorem Taxes
4. Receivables
5. Capital Assets
6. Interfund Receivables, Payables, and Transfers
7. Accounts, Salaries and Salary Related Accruals, and Other Payables
8. Long-Term Obligations
9. Self-Insurance Program/Risk Management
10. Defined Benefit Pension Plans
11. Total Other Post-Employment Benefits Plan (OPEB)
12. Contingencies
13. Upcoming Accounting Pronouncements
14. Change in Financial Reporting Entity

WASHINGTON PARISH SCHOOL BOARD

Franklinton, Louisiana

Notes to the Basic Financial Statements

June 30, 2025

(1) Summary of Significant Accounting Policies

The Washington Parish School Board (the School Board) was created by Louisiana Revised Statute (LSA-R.S.) 17:51 to provide public education for the children within Washington Parish. The School Board is authorized by LSA-R.S. 17:81 to establish policies and regulations for its own government consistent with the laws of the State of Louisiana and the regulations of the Louisiana Board of Elementary and Secondary Education. The School Board is comprised of nine members who are elected from nine districts for concurrent terms of four years.

The School Board operates 10 schools within the parish with a total enrollment of 4,632 pupils as of October 1, 2024. In conjunction with the regular educational programs, some of these schools offer special education and/or adult education programs. In addition, the School Board provides transportation and school food services for the students.

(a) Reporting Entity

The financial reporting entity consists of (a) the primary government, (b) organizations for which the primary government is financially accountable, and (c) organizations for which nature and significance of their relationship with the primary government are such that exclusion would cause the reporting entity's financial statements to be misleading or incomplete.

The Governmental Accounting Standards Board establishes criteria for determining which component units should be considered part of the School Board for financial reporting purposes. The basic criterion for including a potential component unit within the reporting entity is financial dependency in addition to a financial benefit or burden relationship. These criteria include:

- (1) Appointing a voting majority of an organization's governing body, and
 - (a) The ability of the School Board to impose its will on that organization and/or
 - (b) The potential for the organization to provide specific financial benefits to or impose specific financial burdens on the School Board.
- (2) Organizations for which the School Board does not appoint a voting majority but which are fiscally dependent on the School Board and provide specific financial benefits or impose specific financial burdens on the School Board.
- (3) Organizations for which the reporting entity's financial statements would be misleading if data of the organization were not included because of the nature or significance of the relationship.
- (4) Organizations in which it has a majority equity interest for the purpose of directly facilitating government services.

WASHINGTON PARISH SCHOOL BOARD

Franklinton, Louisiana

Notes to the Basic Financial Statements

June 30, 2025

The scope of public service is one such factor that includes the following aspects:

- (1) Whether the activity is for the benefit of the reporting entity and/or its residents.
- (2) Whether the activity is conducted within the geographic boundaries of the reporting entity and is generally available to the citizens of that entity.

Blended Component Unit - The School Board has one blended component unit, the Educational Facilities Improvement District of Washington Parish (the Improvement District), which is authorized under Louisiana Revised Statute 33:2740.37. The Improvement District is a blended component unit because (1) the governing body of the Improvement District is substantively the same as the governing body of the School Board, (2) there is a financial benefit or burden relationship between the School Board and the Improvement District, and (3) the management of the School Board has some operational responsibility for the component unit. Accordingly, the District is presented as a non-major special revenue fund of the School Board.

Several agencies, although meeting the criterion for scope of public service, are not included in the financial statements of the School Board because there is no financial interdependency with the School Board. These agencies, such as the parish police jury, independently elected parish officials and municipalities within the parish, are separate taxing entities established by Louisiana law.

Similarly, the School Board is not included in any other reporting entity since School Board members are elected by the public and have decision-making authority, the power to designate management, the ability to significantly influence operations, and primary accountability for fiscal matters.

The accounting policies of the Washington Parish School Board conform to accounting principles generally accepted in the United States of America as applicable to governmental units. The following is a summary of the more significant policies.

(b) *Basis of Presentation - Fund Accounting*

The accounts of the School Board are organized on the basis of funds, each of which is considered a separate accounting entity. The operations of each fund are accounted for with a separate set of self-balancing accounts that comprise its assets, deferred outflows and inflows of resources, liabilities, fund equities, revenues, and expenditures. Resources are allocated to and accounted for in the individual funds based upon the purposes for which they are to be spent and the means by which spending activities are controlled. The various funds are summarized by type in the financial statements. The following fund types are used by the School Board:

Governmental Fund Types

Governmental funds are those through which most governmental functions of the School Board are financed. The acquisition, use, and balances of the School Board's expendable financial resources and the related liabilities are accounted for through governmental funds. Governmental funds are accounted for on a spending measurement focus, which means that the measurement focus is based upon determination of changes in financial position, rather than upon net income determination. The following are the School Board's governmental fund types:

WASHINGTON PARISH SCHOOL BOARD

Franklinton, Louisiana

Notes to the Basic Financial Statements

June 30, 2025

General Fund - The General Fund is the general operating fund of the School Board. The General Fund receives most of the resources derived by the School Board from local sources (principally ad valorem and sales taxes) and state sources (principally the State Minimum Foundation Program funding). General fund expenditures represent the cost of general school system operations and individual functional categories of instructional and support services. It is used to account for all financial resources except those required to be accounted for in another fund.

Special Revenue Funds - Special Revenue Funds are used to account for the proceeds of specific revenue sources that are legally restricted to expenditures for specified purposes.

Capital Projects Funds – Capital Projects Funds are used to account for and report financial resources that are restricted, committed, or assigned to expenditures for capital outlays, including the acquisition or construction of capital facilities and other capital assets.

Proprietary Fund Type

The Proprietary Fund is used to account for the School Board's ongoing organizations and activities which are similar to those often found in the private sector. The Proprietary Fund is accounted for on an economic resources measurement focus, meaning that the measurement focus is based upon determination of net income. Operating revenues and expenses generally result from providing services and delivering goods in connection with the propriety fund's primary ongoing operations. The School Board's proprietary fund type is limited to one internal service fund for the workers' compensation insurance program. Premium revenues and related costs of providing the program are operating activities. All other items are considered non-operating.

(c) Basis of Accounting - Measurement Focus

Government-Wide Financial Statements (GWFS)

The Statement of Net Position and the Statement of Activities displays information about the reporting government as a whole. Fiduciary funds are not included in the GWFS. Interfund activity consists of interfund advances, transfers and charges from the internal service funds to the governmental funds. As a general rule, the effect of interfund activity has been eliminated from both the statement of net position and the statement of activities. An exception to the general rule is interfund services provided and used, which are not eliminated in the process of consolidation. Charges from the internal service funds to the governmental funds are eliminated in consolidation. The government-wide presentation focuses primarily on the long-term sustainability of the School Board as an entity and the change in aggregate financial position resulting from the activities of the fiscal period.

The Statement of Net Position and the Statement of Activities were prepared using the economic resources measurement focus and the accrual basis of accounting. Revenues, expenses, gains, losses, assets and liabilities resulting from the exchange and exchange-like transactions are recognized when the exchange takes place. Revenues are recorded when earned and expenses are recorded when a liability is incurred, regardless of the timing of related cash flows. Property taxes (ad valorem) are recognized as revenue in the year they are levied and grant revenues are recognized as soon as all eligibility requirements are met.

WASHINGTON PARISH SCHOOL BOARD

Franklinton, Louisiana

Notes to the Basic Financial Statements June 30, 2025

Internal Activities The workers' compensation fund provides services to the governmental funds. Accordingly, these funds were included in the governmental activities.

Program Revenues Program revenues include 1) charges for services provided, 2) operating grants and contributions, and 3) capital grants and contributions; program revenues reduce the cost of the function to be financed from the School Board's general revenues. Charges for services are primarily derived from food sales and student activities. Operating grants and contributions consist of the many educational grants received from the federal and state government. Capital grants and contributions consists of capital grants received from the federal and state government.

Allocation of Indirect Expenses The School Board reports all direct expenses by function in the Statement of Activities. Direct expenses are those that are clearly identifiable with a function. Depreciation expense is specifically identified by function and is included in the direct expense of each function. Interest on general long-term debt is considered an indirect expense and is reported separately in the Statement of Activities. Other indirect expenses are not allocated.

Fund Financial Statements (FFS)

Fund financial statements report detailed information about the School Board. The focus of governmental and proprietary fund financial statements is on major funds rather than reporting funds by type. Each major fund is presented in a separate column. The major funds reported are the General Fund, School Lunch Special Revenue Fund, and Title I Fund.

The General Fund is used to account for the day-to-day operations for the School Board. The School Lunch is used to account for the collection of the revenues for specific programmatic purposes. The Title I Fund special revenue fund is used to account for federal Title I grant funding. The purpose of the Title I grant is to provide all children significant opportunity to receive a fair, equitable, and high-quality education, and close educational achievement gaps.

Non-major funds are aggregated and presented in a single column. The internal service fund is presented in the proprietary fund statements.

Governmental Funds

The accounting and financial reporting treatment applied to a fund is determined by its measurement focus. All governmental fund types are accounted for using a current financial resources measurement focus under the modified accrual basis of accounting. With this measurement focus, only current assets and current liabilities generally are included on the balance sheet. Operating statements of these funds present increases (i.e., revenues and other financing sources) and decreases (i.e., expenditures and other financing uses) in net current assets.

The proprietary fund type is accounted for on a flow of economic resources measurement focus. With this measurement focus, all assets and all liabilities associated with the operation of this fund type are included on the balance sheet.

WASHINGTON PARISH SCHOOL BOARD

Franklinton, Louisiana

Notes to the Basic Financial Statements

June 30, 2025

The following practices in recording revenues and expenditures have been used for the governmental funds.

Revenues

Federal and state entitlements, which include state minimum foundation program and state revenue sharing, are recorded as unrestricted grants-in-aid when available and measurable. These revenues are susceptible to accrual under the modified basis of accounting. For this purpose, the Board considers all revenues, excluding grants, to be available if they are collected within 60 days of the end of the current fiscal period. Federal and state grants which are restricted as to the purpose of the expenditures are recorded when the reimbursable expenditures have been incurred and all eligibility requirements are met.

Ad valorem taxes are recorded in the year the taxes are due and payable. Ad valorem taxes are assessed on a calendar year basis, based on the assessed value on January 1, become due and delinquent on December 31. However, before the taxes can be collected, the tax rolls must be submitted to the State Tax Commission for approval. The taxes are generally collected in December, January, and February of the fiscal year. Property tax revenues are accrued at fiscal year end to the extent that they have been collected and are unremitted by the Washington Parish Sheriff's Office. Such amounts are measurable and available to finance current operations. Interest income on time deposits and revenues from rentals, leases, and royalties are recorded when earned. Sales and use tax revenues are recorded in the month in which the School Board considers them available (60 days) to finance current year obligations and are collected by the Washington Parish Sheriff's Office.

Substantially all other revenues are recorded when received.

Expenditures

Salaries are recorded as expenditures when incurred. Nine-month employee salaries are incurred over a nine-month period but paid over a twelve-month period. Compensated absences are recognized as expenditures when leave is actually taken or when employees (or heirs) are paid for accrued leave upon retirement or death. Commitments under construction contracts are recognized as expenditures when earned by the contractor. Principal and interest on general long-term obligations are not recognized until due. All other expenditures are generally recognized under the modified accrual basis of accounting when the related fund liability is incurred.

The proprietary fund type is reported in the financial statements on the accrual basis of accounting. Revenues are recognized when they are earned, and expenses are recognized when they are incurred.

Unearned Revenues

Unearned revenues arise when resources are received before the School Board has a legal claim to them, such as when grant monies are received prior to the incurrence of qualifying expenditures. In subsequent periods, when the School Board has a legal claim to the resources, the liability for unearned revenue is removed from the balance sheet and the revenue is recognized.

WASHINGTON PARISH SCHOOL BOARD

Franklinton, Louisiana

Notes to the Basic Financial Statements

June 30, 2025

(d) *Budgetary Data*

The proposed budgets for fiscal year 2025 were completed and made available for public inspection at the School Board office on July 24, 2024. A public hearing was held on August 12, 2024, for suggestions and comments from taxpayers. The proposed fiscal year 2025 budgets were formally adopted by the School Board on August 15, 2024. The legally required budgets, which included proposed expenditures and the means of financing them, for the General and Special Revenue Funds were made available for public inspection ten days prior to the public hearings.

The budgets were prepared on a modified accrual basis, consistent with generally accepted accounting principles (GAAP). Special Revenue Funds were budgeted by program.

Formal budgetary accounts are integrated into the accounting system during the year as a management control device. Appropriations which are not expended lapse at the end of the year.

The level of control over the budget is exercised at the function or program level for the General and Special Revenue Funds. The Superintendent is authorized to transfer budget amounts within each function; however, any supplemental appropriations that amend the total expenditures of any fund require School Board approval. As required by state law, when actual revenues within a fund are failing to meet estimated annual budgeted revenues by five percent or more, and/or actual expenditures within a fund are exceeding estimated budgeted expenditures by five percent or more, a budget amendment to reflect such changes is adopted by the School Board in a public meeting. Budgeted amounts included in the financial statements include the original adopted budget and all subsequent amendments. There were no amendments to the General Fund budget.

(e) *Encumbrances*

Encumbrance accounting, under which purchase orders, contracts, and other commitments for the expenditure of funds are recorded in order to reserve that portion of the applicable appropriation, is employed in the governmental funds as a management control device. However, at year end, all encumbrances lapse and must be budgeted in the subsequent year.

(f) *Cash and Cash Equivalents and Investments*

Cash includes amounts in demand deposits, interest-bearing demand deposits, and short-term external investment pool. Cash equivalents include amounts in time deposits and short-term external investment pool. These deposits are recorded at cost which approximates market. Under state law, the School Board may deposit funds in demand deposits, interest-bearing demand deposits, money market accounts, or time deposits with state banks organized under Louisiana law, national banks with their principal offices in Louisiana, or the Louisiana Asset Management Pool. For purposes of the statement of cash flows, the School Board considers all highly liquid investments with an original maturity of three months or less when purchased to be cash equivalents.

(g) *Due From Other Governments*

Due From Other Governments, included in receivables, consist of receivables for reimbursement of expenditures under various state and federal programs and grants.

WASHINGTON PARISH SCHOOL BOARD
Franklinton, Louisiana

Notes to the Basic Financial Statements
June 30, 2025

(h) Short-Term Interfund Receivables/Payables

Short-term interfund loans are classified as interfund receivables/payables.

(i) Inventories

All purchased inventories are valued at cost (first-in, first-out); donated commodities are assigned values based on information provided by the U.S. Department of Agriculture. Inventories in the School Lunch Special Revenue Fund consist of food and supplies. The commodities are recorded as revenues when received, and expenditures when consumed on the government-wide financial statements, and a portion are recorded as expenditures when purchased and a portion are recorded as expenditures when consumed on the fund financial statements.

(j) Capital Assets

Land, buildings and improvements, furniture and equipment, and right-of-use leased assets are recorded as expenditures in the governmental activities column in the government-wide financial statements. Capital assets are recorded at historical cost or estimated historical cost, if actual historical cost is not available. Donated capital assets are recorded at acquisition value on the date of donation. Right-of-use assets are recorded at the present value of effectively fixed minimum lease payments, of the determined non-cancellable lease term. Capital assets are defined by the government as assets with an initial individual cost of more than \$5,000.

The cost of normal maintenance and repairs that do not add to the value of the asset or materially extend asset lives are not capitalized. Improvements are capitalized over the remaining useful lives of the assets.

Capital assets are depreciated over their estimated useful lives (excluding any applicable salvage value). Estimated useful life is management's estimate of how long the asset is expected to meet service demands. Straight line depreciation is used based on the following estimated useful lives:

<u>Assets</u>	<u>Years</u>
<i>Buildings and Improvements:</i>	
Fixed Buildings and Improvements	40
Trailers and Outside Buildings	20 - 25
Roof Renovations	20 - 30
<i>Furniture and Equipment:</i>	
Heavy Equipment	10 - 25
Office Equipment	5 - 12
Furniture and Fixture	5
Computers, Electronics, and Video Equipment	5 – 7
<i>Vehicles:</i>	
School Buses	10

Right-of-use assets are amortized over the shorter period of the lease term. Land and construction in progress are not depreciated.

WASHINGTON PARISH SCHOOL BOARD

Franklinton, Louisiana

Notes to the Basic Financial Statements

June 30, 2025

(k) Long-Term Obligations

In the government-wide financial statements, and proprietary fund types in the fund financial statements, long-term debt and other long-term obligations are reported as liabilities in the applicable governmental activities or proprietary fund type statement of net position.

(l) Compensated Absences

All 12-month employees earn from 9 to 24 days of vacation leave each year, depending on their length of service with the School Board. Vacation leave can be accumulated to a maximum of 10 days at the end of each fiscal year.

Teachers and other 9-month employees earn 10 days of sick leave each year. All 12-month employees earn up to 12 days sick leave each year, prorated during first year of service with the School Board. Sick leave can be accumulated without limitation. Upon retirement, unused sick leave up to 25 days and any unused vacation leave is paid to employees (or their heirs) at the employee's current rate of pay. Under the Louisiana Teachers Retirement System, the total unused accumulated sick leave, including the 25 days paid, is used in the retirement benefit computation as earned service for leave earned prior to July 1, 1988. For sick leave earned after July 1, 1988, under the Louisiana Teachers Retirement System and for sick leave earned under the Louisiana School Employees Retirement System, all unpaid sick leave, which excludes the 25 days paid, is used in the retirement benefit computation as earned service.

Sabbatical leave may be granted for certain medical purposes and for professional and cultural improvement. An employee with a teacher's certificate is entitled, subject to approval by the School Board, to one semester of sabbatical leave after three years of continuous service or two semesters of sabbatical leave after six or more years of continuous service. Sabbatical leave benefits are recorded as expenditures in the period paid. The cost of current leave privileges is recognized as current year expenditures in the governmental funds, generally the General Fund and Special Revenue Funds, when leave is actually taken.

GASB Statement No. 101, *Compensated Absences*, requires governments to accrue a liability for compensated leave that has not been used if all of the following are true: (1) the leave is attributable to services already rendered; (2) the leave accumulates; and (3) the leave is more likely than not to be used for time off or otherwise paid in cash or settled through non-cash means.

The Office has recorded the following liabilities, including the salary-related benefits associated with the payment of compensated absences as of June 30, 2025:

- Sick leave that is expected to be used based on years of service and a two-year average of hours not-forfeited multiplied by current year pay rates.
- Vacation leave based on maximum vested amount multiplied by current year pay rates.

In the government-wide financial statements, the total compensated absences liability is recorded as a long-term obligation and changes in the liability are allocated on functional basis.

No liability is recorded in the governmental fund financial statements.

WASHINGTON PARISH SCHOOL BOARD

Franklinton, Louisiana

Notes to the Basic Financial Statements

June 30, 2025

(m) Net Position – Government-Wide Financial Statements

The statement of net position reports net position as the difference between all other elements in a statement of net position and is displayed in three components—net investment in capital assets, restricted net position (distinguishing between major categories of restrictions), and unrestricted net position.

Net investment in capital assets consists of capital assets, net of accumulated depreciation, reduced by the outstanding balance of borrowings for capital asset acquisition, construction, or improvement of those assets, increased by deferred outflows of resources attributable to capital asset acquisition, construction or improvement, and reduced by deferred inflows of resources attributable to either capital asset acquisition, construction, or improvement or to capital asset related debt. Capital-related debt or deferred inflows equal to unspent capital asset related debt proceeds or deferred inflows of resources is included in calculating either restricted or unrestricted net position, depending upon whether the unspent amounts are restricted.

Restricted net position reflects net position when there are limitations imposed on a net position's use by external parties such as creditors, grantors, laws or regulations of other governments. Restricted net position consists of restricted assets less liabilities related to restricted assets less deferred inflows related to restricted assets. Liabilities and deferred inflows related to restricted assets include liabilities and deferred inflows to be liquidated with restricted assets and arising from the same resource flow that results in restricted assets. When both restricted and unrestricted resources are available for use, it is the School Board's policy to use restricted resources first, then unrestricted resources as they are needed.

Unrestricted net position is the balance (deficit) of all other elements in a statement of net position remaining after net investment in capital assets and restricted net position.

The governmental activities unrestricted net position has a negative balance at June 30, 2025. The School Board plans to gradually reduce this negative balance when it shows increases in revenues over expenses and is able to fund pension and post-employment benefits, reducing the total liability and increasing net position.

(n) Equity – Fund Financial Statements

The following fund balance classifications describe the relative strength of the spending constraints placed on the purposes for which resources can be used:

- Nonspendable fund balance – amounts that are not in a spendable form (such as inventory or prepaids) or are required to be maintained intact;
- Restricted fund balance – amounts constrained to specific purposes by their providers (such as grantor, bondholders, and higher levels of government), through constitutional provisions, or by enabling legislation;
- Committed fund balance – amounts constrained to specific purposes by a government itself, using its highest level of decision-making authority by a vote of the School Board; to be reported as committed, amounts cannot be used for any other purpose unless the government takes the same highest level action to remove or change the constraint;

WASHINGTON PARISH SCHOOL BOARD

Franklinton, Louisiana

Notes to the Basic Financial Statements

June 30, 2025

- Assigned fund balance – amounts a government intends to use for a specific purpose; intent can be expressed by the governing body or by an official or body to which the governmental body delegates the authority such as the School Board and its management. The policy utilized by the School Board is that the School Board authorizes management to assign funds as needed for applicable items and this policy is established by the governing body pursuant to the Superintendent's authorization;
- Unassigned fund balance – amounts that are available for any purpose; positive amounts are reported only in the general fund.

The School Board establishes (and modifies or rescinds) fund balance commitments by passage of a resolution. Assigned fund balance is established by the School Board through adoption of amendment of the budget as intended for specific purposes (such as the purchase of capital assets, construction, debt service, or for other purposes).

When an expenditure is incurred for the purposes for which both restricted and unrestricted fund balance is available, the School Board considers restricted funds to have been spent first. When an expenditure is incurred for which committed, assigned, or unassigned fund balances are available, the School Board considers amounts to have been spent first out of committed funds, then assigned funds, and finally unassigned funds, as needed, unless the School Board has provided otherwise in its commitment or assignment actions.

(o) *Interfund Transactions*

Permanent transfers of resources between funds of the reporting entity are classified as interfund transfers. For the purposes of the Statement of Activities, all interfund transfers between individual governmental funds have been eliminated.

(p) *Sales Taxes*

On October 4, 1966, the voters of Washington Parish approved a one percent parish wide sales and use tax to be levied for the Washington Parish School Board and the City of Bogalusa School Board. The proceeds of the tax are allocated on the basis of 45 percent to the Washington Parish School Board and 55 percent to the City of Bogalusa School Board. The proceeds, after payment of necessary costs and expenses of collecting the tax, are dedicated for payment of salaries of teachers, other school personnel and other operating expenditures.

On April 4, 1981, the voters of Washington Parish approved a one percent sales and use tax to be levied only for the use of the Washington Parish School Board. The proceeds, after payment of necessary costs and expenses of collecting the tax, are dedicated to the general operation and maintenance of the schools in the Parish, including the payment of salaries and fringe benefits of all school board employees, acquisition of land and buildings, purchase of other capital improvements to the schools in the parish and funding of bonds for the purpose of making capital improvements as mentioned previously.

In December 2024, the voters of Washington Parish approved a one percent sales and use tax to be levied starting April 1, 2025 for a 10 year period only for the use of increases to compensation and related benefits for the benefit of School Board employees.

WASHINGTON PARISH SCHOOL BOARD

Franklinton, Louisiana

Notes to the Basic Financial Statements

June 30, 2025

Sales and use taxes are collected and remitted to the School Board by the Washington Parish Sheriff's Office. The sales and use taxes collected in June on behalf of the Washington Parish School Board are remitted to the School Board by July 30.

(q) *Claims and Judgments*

The School Board accounts for its workers' compensation self-insurance program in its internal service fund. The liabilities for claims and judgments are reported when it is probable that a loss has occurred, and the amount of that loss can be reasonably estimated.

Liabilities include an amount for claims that have been incurred but not reported as well as incremental claim adjustment expenses. Because actual claims liabilities depend on such complex factors as inflation, changes in legal doctrines and damage awards, the process used in computing claims liability does not necessarily result in an exact amount. Claims liabilities are reevaluated periodically to take into consideration recently settled claims, the frequency of claims and other economic and social factors.

(r) *Prepaid Expenses*

Prepaid expenses include amounts paid in advance for goods and services. Prepaid expenses are shown as prepaids on the Government-Wide Statement of Net Position, depending on when management expects to realize their benefits. Prepaid expenditures are recorded in the year that the expenditure is accrued using the consumption method.

(s) *Deferred Outflows/Inflows of Resources*

Deferred outflows of resources represent a consumption of net assets that applies to future periods and so will not be recognized as an outflow of resources (expense) until then. Deferred inflows of resources represent an acquisition of net assets that applies to future periods and so will not be recognized as an inflow of resources (revenue) until that time. See Note 10 for the components of deferred outflows and inflows of resources related to the pension plans and Note 11 for the components of deferred outflows and inflows of resources related to other post-employment benefit plan.

(t) *Pension Plans*

The Washington Parish School Board is a participating employer in two defined benefit pension plans (plans) as described in Note 10. For purposes of measuring the net pension liability, deferred outflows of resources and deferred inflows of resources related to pensions, and pension expense, information about the fiduciary net position of each of the plans, and additions to/deductions from each plans' fiduciary net position have been determined on the same basis as they are reported by each of the plans. For this purpose, benefit payments (including refunds of employee contributions) are recognized when due and payable in accordance with the benefit terms. Investments have been reported at fair value within each plan. The fair value is based on quoted market prices.

WASHINGTON PARISH SCHOOL BOARD
Franklinton, Louisiana

Notes to the Basic Financial Statements
June 30, 2025

(u) Leases – Lessee

The School Board is a lessee for noncancellable lease agreements for vehicle and equipment used for transportation and administrative functions. The School Board recognizes a lease liability and an intangible right-to-use lease asset (lease asset) in the financial statements for those lease contracts with an initial individual value that is material to the financial statements and whose terms call for a lease period great than one year. The lease liability is measured at the commencement of the lease at the present value of payments expected to be made during the lease term. Subsequently, the lease liability is reduced by the principal portion of the lease payments made. The lease asset is initially measured as the initial amount of the lease liability, adjusted for lease payments made at or before the lease commencement date, plus certain initial direct costs. Subsequently, the lease asset is amortized on a straight-line basis over its useful life. Key estimates and judgements related to leases include (1) the discount rate used to present value the expected lease payments, (2) lease term, and (3) lease payments.

- The School Board uses the interest rate charged by the lessor as the discount rate, if provided. When the interest rate charged by the lessor is not provided, the School Board uses its estimated incremental borrowing rate as the discount rate for leases.
- The lease terms include the noncancellable period of the lease and optional renewal periods. Lease payments included in the measurement of the lease liability are composed of fixed payments through the noncancellable term of the lease and renewal periods that management considers reasonably certain to be exercised.

The School Board monitors changes in circumstances that would require a remeasurement of its lease and will remeasure the lease asset and liability if certain changes occur that are expected to significantly affect the amount of the lease liability.

Lease assets are reported with capital assets and lease liabilities are reported with long-term debt on the statement of net position. The School Board did not recognize any lessor leases as they were deemed immaterial to the financial statements.

(v) Management's Use of Estimates

The preparation of financial statements in conformity with generally accepted accounting principles requires management to make estimates and assumptions that affect the reported amounts of assets and liabilities and disclosure of contingent assets and liabilities at the date of the financial statements and the reported amounts of revenues and expenses during the reporting period. Actual results could differ from those estimates.

Significant items subject to such estimates and assumptions include the useful lives of capital assets, the valuation of capital assets, and pension and other post-retirement benefits. The current economic environment has increased the degree of uncertainty inherent in those estimates and assumptions.

WASHINGTON PARISH SCHOOL BOARD
Franklinton, Louisiana

Notes to the Basic Financial Statements
June 30, 2025

(w) Comparative Data and Total Columns on Statements

Comparative total data for the prior year has been presented in the basic financial statements but not at the level of detail required for a presentation in accordance with generally accepted accounting principles. Accordingly, such information should be read in conjunction with the government's financial statements for the year ended June 30, 2024, from which the summarized information was derived. The purpose of this presentation is to provide an understanding of changes in the School Board's financial position and operations of these funds.

However, comparative data (i.e., presentation of prior year total by fund type) has not been presented in each of the statements since their inclusion would make the statements unduly complex and difficult to read. In the fund financial statements, interfund eliminations have not been made in the aggregation of this data.

(x) Current Year Adoption of New Accounting Standards

The School Board implemented GASB Statement No. 101, *Compensated Absences*, which updates the guidance for how local governments account for and report on employee leave benefits, specifically compensated absences. It replaces the previous standard, GASB Statement No. 16, and aims to provide a more unified and consistent model for recognizing and measuring liabilities for various types of leave, including vacation, sick leave, and other forms of paid time off. Implementation of this standard did not result in a material impact to beginning net position; therefore, no restatement was recorded.

The School Board adopted GASB Statement No. 102, *Certain Risk Disclosure*, this Statement defines a *concentration* as a lack of diversity related to an aspect of a significant inflow of resources or outflow of resources. A *constraint* is a limitation imposed on a government by an external party or by formal action of the government's highest level of decision-making authority. Concentrations and constraints may limit a government's ability to acquire resources or control spending. The School Board evaluated its activities and determined that it does not have any required disclosures under this statement.

WASHINGTON PARISH SCHOOL BOARD
Franklinton, Louisiana

Notes to the Basic Financial Statements
June 30, 2025

(2) Cash, Cash Equivalents, and Investments

At June 30, 2025, the School Board had cash, cash equivalents, and investments as follows:

Bank accounts	\$ 21,048,213
LAMP	155,942
	<u>\$ 21,204,155</u>

Governmental activities cash and cash equivalents of \$21,048,213 and investments of \$155,942 comprise total cash, cash equivalents, and investments of \$21,204,155.

Deposits

Custodial credit risk for deposits is the risk that in the event of financial institution failure, the School Board's deposits may not be returned to them. Under state law, the bank balances of money market, bank accounts, and time certificates of deposit, which totaled \$21,740,294 as of June 30, 2025, must be secured by federal deposit insurance or the pledge of securities held by the fiscal agent bank's trust department or agent in the school boards' name. Securities that may be pledged as collateral consist of obligations of the U.S. Government and its agencies, obligations of the State of Louisiana and its municipalities and school districts. The School Board had no custodial credit risk as of June 30, 2025.

Investments

State statutes authorize the Board to invest in Louisiana Asset Management Pool (LAMP). Investments in the amount of \$155,942 are invested with LAMP, an external investment pool. LAMP is administered by LAMP, Inc., a non-profit corporation organized under the laws of the State of Louisiana. Only local government entities having contracted to participate in LAMP have an investment interest in its pool of assets. The primary objective of LAMP is to provide a safe environment for the placement of public funds in short-term, high-quality investments. The LAMP portfolio includes only securities and other obligations in which local governments in Louisiana are authorized to invest in accordance with LA-R.S. 33.2955.

LAMP is a governmental investment pool that reports at fair value. The following facts are relevant for investment pools:

- Credit risk: LAMP is rated AAAM by Standard & Poor's.
- Custodial credit risk: LAMP participants' investments in the pool are evidenced by shares of the pool. Investments in pools should be disclosed, but not categorized because they are not evidenced by securities that exist in physical or book-entry form. The public entity's investment is with the pool, not the securities that make up the pool; therefore, no disclosure is required.
- Concentration of credit risk: Pooled investments are excluded from the 5 percent disclosure requirement.

WASHINGTON PARISH SCHOOL BOARD

Franklinton, Louisiana

Notes to the Basic Financial Statements

June 30, 2025

- Interest rate risk: LAMP is designed to be highly liquid to give its participants immediate access to their account balances. LAMP prepares its own interest rate disclosure using the weighted average maturity (WAM) method. The WAM of LAMP assets is restricted to not more than 90 days and consists of no securities with a maturity in excess of 397 days or 762 days for U.S. Government floating/variable rate investments. The WAM for LAMP's total investments is 25 days as of June 30, 2025.
- Foreign currency risk: Not applicable.

The investments in LAMP are stated at fair value. The fair value is determined on a weekly basis by LAMP and the value of the position in the external investment pool is the same as the net asset value of the pool shares (NAV). In accordance with GASB Statement No. 72, fair values of investments that are measured at NAV should not be categorized within the fair value hierarchy. LAMP, Inc. is subject to the regulatory oversight of the state treasurer and board of directors. LAMP is not registered with the SEC as an investment company. An annual audit of LAMP is conducted by an independent certified public accountant. The Legislative Auditor of the State of Louisiana has full access to the records of LAMP. LAMP issues financial reports which can be obtained by writing: LAMP, Inc., 228 St. Charles Avenue, Suite 1123, New Orleans, LA 70130.

(3) Ad Valorem Taxes

The School Board levies ad valorem taxes on real, business, and public personal property located within Washington Parish's boundaries. Property taxes on real and business personal property are levied by the School Board based on property values assessed by the Washington Parish Tax Assessor and approved by the State of Louisiana Tax Commission. Public personal property tax is also levied by the School Board based on property value assessed and approved by the State of Louisiana Tax Commission. The Washington Parish Sheriff's office bills and collects property taxes for the School Board. Collections are remitted to the School Board monthly.

Property Tax Calendar

Assessment date	January 1
Levy date	By September 15
Total taxes are due	December 31
Penalties and interest are added	After December 31
Tax sale - delinquent property	Third Wednesday in May

The maximum bonded indebtedness is limited to 50% of the assessed property valuation. The tax roll is prepared by the tax assessor in the fall of each year, with collections beginning by December of that year and substantially received by June 30th of the following year; therefore, no property tax receivable for the calendar year is included on the accompanying balance sheet.

WASHINGTON PARISH SCHOOL BOARD

Franklinton, Louisiana

Notes to the Basic Financial Statements June 30, 2025

The distribution of the School Board's levy (tax rate per \$1,000 assessed value) to its funds was as follows:

	<u>Authorized Millage</u>	<u>Levied Millage</u>	<u>Expiration Date</u>
Parish-wide taxes:			
Constitutional	3.90	3.90	None
General operational	5.11	5.11	2030
Maintenance and operation	5.11	5.11	2030
Maintenance and operation	4.83	4.83	2033
Total	<u>18.95</u>	<u>18.95</u>	
	<u>Authorized Millage</u>	<u>Levied Millage</u>	<u>Expiration Date</u>
School district taxes:			
Angie district maintenance tax	5.17	5.17	2030

(4) Receivables

Receivables at June 30, 2025 for governmental funds (excluding interfund receivables) are as follows:

	<u>General Fund</u>	<u>Title I</u>	<u>Nonmajor Funds</u>	<u>Internal Service Fund</u>	<u>Total</u>
Due from government	\$ 397,984	\$ 440,859	\$ 383,266	\$ -	\$ 1,222,109
Other receivable	77,604	-	318,522	-	396,126
Sales tax receivable	693,986	-	-	-	693,986
Excess insurance claim receivable	-	-	-	233,441	233,441
Total	<u>\$ 1,169,574</u>	<u>\$ 440,859</u>	<u>\$ 701,788</u>	<u>\$ 233,441</u>	<u>\$ 2,545,662</u>

The financial statements for the School Board do not contain an allowance for uncollectible receivables because management believes all amounts will be collected. However, if management becomes aware of information that would change its assessment about the collectability of any receivable, management will write off the receivable as a bad debt at that time.

WASHINGTON PARISH SCHOOL BOARD

Franklinton, Louisiana

Notes to the Basic Financial Statements June 30, 2025

(5) Capital Assets

Capital assets and depreciation activity as of and for the year ended June 30, 2025 is as follows:

	Balance June 30, 2024	Additions	Deletions	Balance June 30, 2025
Governmental activities:				
Non Depreciable Assets:				
Land	\$ 3,561,719	-	375	\$ 3,561,344
Construction in progress	3,772,308	579,801	4,352,109	-
Total assets not being depreciated	<u>7,334,027</u>	<u>579,801</u>	<u>4,352,484</u>	<u>3,561,344</u>
Depreciable Assets:				
Buildings and improvements	54,101,977	4,328,675	-	58,430,652
Furniture and equipment	3,443,892	109,584	89,430	3,464,046
Vehicles	2,361,483	50,000	-	2,411,483
Total assets being depreciated	<u>59,907,352</u>	<u>4,488,259</u>	<u>89,430</u>	<u>64,306,181</u>
Less accumulated depreciation:				
Buildings and improvements	31,659,309	1,375,412	-	33,034,721
Furniture and equipment	2,621,284	142,193	89,276	2,674,201
Vehicles	1,172,356	226,224	-	1,398,580
Total accumulated depreciation	<u>35,452,949</u>	<u>1,743,829</u>	<u>89,276</u>	<u>37,107,502</u>
Total assets being depreciated, net of accumulated depreciation	<u>24,454,403</u>	<u>2,744,430</u>	<u>154</u>	<u>27,198,679</u>
Lease right-of-use assets:				
Right-of-use assets - leased equipment	1,494,016	-	-	1,494,016
Total lease right-of-use assets	<u>1,494,016</u>	<u>-</u>	<u>-</u>	<u>1,494,016</u>
Less accumulated amortization				
Right-of-use assets - leased equipment	763,013	302,460	-	1,065,473
Total accumulated amortization	<u>763,013</u>	<u>302,460</u>	<u>-</u>	<u>1,065,473</u>
Total lease right-of-use assets, net of accumulated amortization	<u>731,003</u>	<u>(302,460)</u>	<u>-</u>	<u>428,543</u>
Subtotal depreciable assets, net of accumulated depreciation and amortization	<u>25,185,406</u>	<u>2,441,970</u>	<u>154</u>	<u>27,627,222</u>
Total capital assets, net of accumulated depreciation and amortization	<u>\$ 32,519,433</u>	<u>\$ 3,021,771</u>	<u>\$ 4,352,638</u>	<u>\$ 31,188,566</u>

Depreciation and amortization expense for the year ended June 30, 2025, by function, is as follows:

Regular programs	\$ 54,449
Other education programs	7,525
General administrative services	939
School administrative services	5,053
Plant operation and maintenance	1,348,465
Student transportation services	312,964
Food services	316,894
	<u>\$ 2,046,289</u>

There were no outstanding contractual commitments related to other construction projects as of June 30, 2025.

WASHINGTON PARISH SCHOOL BOARD

Franklinton, Louisiana

Notes to the Basic Financial Statements June 30, 2025

(6) Interfund Receivables, Payables, and Transfers

Individual fund interfund receivable and payable balances at June 30, 2025 were as follows and primarily relate to reimbursements due to (from) other funds for payroll and routine operating expenses. The School Board expects all amounts in the following schedule to be paid within one year.

<u>Receivable Fund</u>	<u>Payable Fund</u>	<u>Amount</u>
General Fund	Title I	\$ 348,273
	School Lunch	155
	Nonmajor Funds:	
	ESSA – Title II	103,491
	SSAE – Title IVA	4,887
	IDEA Special Education	203,386
	Special Federal	24,808
	REAP Federal	12,291
	School Redesign	26,240
	Ready Start Network	25,061
	Comprehensive Literacy State Development Grant	12,575
	Coronavirus Grants	11,344
General Fund subtotal		<u>772,511</u>
Internal Service	General Fund	601,153
	School Lunch	26,854
	Title I	10,522
	Nonmajor Special Revenue Funds:	
	ESSA – Title II	700
	IDEA Special Education	4,961
Internal Service subtotal		<u>644,190</u>
Nonmajor Funds:		
Special Federal	General Fund	91
SPED Camera Grant	General Fund	9,167
Tax District #4	General Fund	40
Nonmajor Funds subtotal		<u>9,298</u>
		<u>\$ 1,425,999</u>

WASHINGTON PARISH SCHOOL BOARD
Franklinton, Louisiana

Notes to the Basic Financial Statements
June 30, 2025

Individual fund interfund transfers primarily related to operating funding by the General Fund and/or recovery of indirect costs, for the year ended June 30, 2025 were as follows:

<u>Transfer From</u>	<u>Transfer To</u>	<u>Amount</u>
Title I	General Fund	\$ 145,028
General Fund	Internal Service Fund	200,000
Nonmajor Special Revenue Funds		
ESSA Title II	General Fund	19,962
SSAE Title IVA	General Fund	1,252
IDEA Special Education	General Fund	96,644
Special Federal Funds	General Fund	5,597
REAP Federal	General Fund	11,267
School Redesign	General Fund	16,481
Ready Start Network	General Fund	6,013
Guides Grant	General Fund	2,316
USDA Grant	General Fund	3,047
Comprehensive Literacy State Development Grant	General Fund	11,127
Coronavirus Grants	General Fund	239,724
Title III Immigrant	General Fund	98
Family Engagement and Leadership Planning	General Fund	5,681
		<u>\$ 764,237</u>

(7) Accounts, Salaries and Salary Related Accruals, and Other Payables

Payables for the governmental funds (excluding interfund payables) at June 30, 2025 are as follows:

	<u>General Fund</u>	<u>School Lunch Fund</u>	<u>Title I Fund</u>	<u>Other Nonmajor Funds</u>	<u>Total</u>
Salaries and related withholdings and accruals	\$ 2,464,657	\$ 134,594	\$ 105,149	\$ 44,103	\$ 2,748,503
Accounts and other payables	1,870,733	4,246	17,387	44,148	1,936,514
	<u>\$ 4,335,390</u>	<u>\$ 138,840</u>	<u>\$ 122,536</u>	<u>\$ 88,251</u>	<u>\$ 4,685,017</u>

WASHINGTON PARISH SCHOOL BOARD

Franklinton, Louisiana

Notes to the Basic Financial Statements June 30, 2025

(8) Long-Term Obligations

The following is a summary of long-term obligation transactions for the year ended June 30, 2025:

	<u>Lease payable</u>	<u>Compensated absences</u>	<u>Note payable</u>	<u>Total</u>
Long-term obligations				
at July 1, 2024	\$ 758,038	\$ 5,005,629	\$ 955,331	\$ 6,718,998
Deductions	(307,154)	(520,808)	(116,376)	(944,338)
Additions	-	-	-	-
Long-term obligations				
at June 30, 2025	<u>\$ 450,884</u>	<u>\$ 4,484,821</u>	<u>\$ 838,955</u>	<u>\$ 5,774,660</u>
Due within one year	<u>\$ 265,277</u>	<u>\$ 2,024,417</u>	<u>\$ 121,241</u>	<u>\$ 2,410,935</u>

In accordance with Louisiana Revised Statute 39:562, the School Board is legally restricted from incurring long-term bonded debt in excess of 50 percent of the assessed value of taxable property, which includes both homestead exempt property and nonexempt property. At June 30, 2025, the legal debt margin is \$87,486,989.

During the years ended June 30, 2024, 2022, and 2021, the School Board entered into master installment purchase agreements for the purchase of school buses in the amounts of \$399,411, \$344,958 and \$577,464, respectively. The outstanding balance on this debt was \$838,955 at June 30, 2025. The debt is collateralized by the school buses. Events of default for the master installment purchase agreements include failure to make timely payments or maintain insurance on the buses. In the event of default, the lender may declare all installment payments due immediately or take possession of the buses.

Future payments due for the master installment purchase agreements are as follows:

<u>Year ending June 30</u>	<u>Total Principal</u>	<u>Total Interest</u>	<u>Total Payments</u>
2026	\$ 121,241	\$ 38,731	\$ 159,972
2027	126,333	33,638	159,971
2028	131,666	28,305	159,971
2029	137,252	22,719	159,971
2030	143,105	16,866	159,971
2031-2033	179,358	20,503	199,861
	<u>\$ 838,955</u>	<u>\$ 160,762</u>	<u>\$ 999,717</u>

WASHINGTON PARISH SCHOOL BOARD

Franklinton, Louisiana

Notes to the Basic Financial Statements June 30, 2025

The School Board leases certain kitchen equipment and office equipment from third parties. Payments are generally made monthly. See Note 5 for the total amount of leased assets and related accumulated amortization. Future principal and interest payment requirements related to the School Board's leases at June 30, 2025 are as follows:

Year ending June 30	Total Principal	Total Interest	Total Payments
2026	\$ 265,277	\$ 10,911	\$ 276,188
2027	141,200	4,008	145,208
2028	37,971	650	38,621
2029	6,436	106	6,542
	<u>\$ 450,884</u>	<u>\$ 15,675</u>	<u>\$ 466,559</u>

At June 30, 2025, the combined value of the lease liability was \$450,884. In determining the present values, the interest rate charged by the lessor was the discount rate, if provided. When the interest rate charged by the lessor was not provided, the School Board used its estimated incremental borrowing rate as the discount rate for leases of 3.5%.

At June 30, 2025, employees of the School Board have accumulated \$4,484,821 of compensated absences benefits, \$45,893,414 of net pension liability, and \$77,098,489 for post-employment benefits. For further information on claims payable, net pension liability, and post-employment benefits, see notes 9, 10, and 11, respectively. General and Special Revenue Fund expenditures are recorded when incurred.

(9) Self-Insurance Program/Risk Management

On July 1, 1990, the School Board established a Self-Insurance Program (an internal service fund) to account for and finance its uninsured risk of loss in regard to workers' compensation insurance. Under the terms of an excess workers' compensation insurance agreement with a private insurance company, which became effective July 1, 2004, the School Board's maximum liability per occurrence is \$500,000. The School Board purchases commercial insurance with an excess limit of \$1,000,000 for claims in excess of coverage provided by the program. As of June 30, 2025, the School Board reported a claims reinsurance receivable of \$233,441 in the internal service fund. All funds of the School Board participate in the program and make payments to the internal service fund in amounts needed to pay current-year claims and to establish a reserve for catastrophic losses. The School Board is subject to a variety of risks of loss related to torts, theft, damage to and destruction of assets, errors and omissions and natural disasters for which the School Board carries commercial insurance. Settlements have not exceeded coverage amounts in the past three years.

At June 30, 2025, the self-insurance liability is \$699,133 for the estimated loss and litigation expenses related to worker's compensation claims, and the program has net position of \$359,460. A liability is recorded when it is probable that a loss has been incurred and the amount of that loss can be reasonably estimated. Liabilities for claims incurred are re-evaluated periodically to take into consideration recently settled claims, frequency of claims, and other economic and social factors. There were no significant changes in insured amounts or deductibles in fiscal year 2025.

WASHINGTON PARISH SCHOOL BOARD

Franklinton, Louisiana

Notes to the Basic Financial Statements June 30, 2025

Changes in the fund's claims liability amount are as follows:

Fiscal Year	Balance at Beginning of Year	Current-year claims and changes in estimates	Claim payments	Balance at End of Year
2023-24	\$ 292,519	\$ 533,467	\$ (242,637)	\$ 583,349
2024-25	583,349	383,994	(268,210)	699,133

(10) Defined Benefit Pension Plans

The School Board is a participating employer in two cost-sharing defined benefit pension plans. These plans are administered by two public employee retirement systems, the Teachers' Retirement System of Louisiana (TRSL) and the Louisiana School Employees' Retirement System (LSERS). Article X, Section 29(F) of the Louisiana Constitution of 1974 assigns the authority to establish and amend benefit provisions of these plans to the State Legislature. Each system is administered by a separate board of trustees and all Systems are component units of the State of Louisiana. Each of the Systems issues an annual publicly available financial report that includes financial statements and required supplementary information for the system. These reports may be obtained by writing, calling or downloading the reports as follows:

TRSL:
8401 United Plaza Blvd.
P. O. Box 94123
Baton Rouge, Louisiana 70804-9123
(225) 925-6446
www.trsl.org

LSERS:
8660 United Plaza Blvd.
Baton Rouge, Louisiana 70804
(225) 925-6484
www.lsers.net

Plan Descriptions:

Teachers' Retirement System of Louisiana (TRSL) is the administrator of a cost-sharing defined benefit pension plan. The plan provides retirement, disability, and survivor benefits to employees who meet the legal definition of a "teacher" as provided for in LRS 11:701. Eligibility for retirement benefits and the calculation of retirement benefits are provided for in LRS 11:761.

Louisiana School Employees' Retirement System (LSERS) is the administrator of a cost-sharing defined benefit pension plan. The plan provides retirement, disability, and survivor benefits to school employees as defined in LRS 11:1002. Eligibility for retirement benefits and the computation of retirement benefits are provided for in LRS 11:1141.

Cost of Living Adjustments

The pension plans in which the School Board participates have the authority to grant cost-of-living adjustments (COLAs) on an ad hoc basis. COLAs may be granted to these systems, (TRSL and LSERS) if approved with a two-thirds vote of both houses of the Legislature, provided the plan meets certain statutory criteria related to funded status and interest earnings.

WASHINGTON PARISH SCHOOL BOARD

Franklinton, Louisiana

Notes to the Basic Financial Statements June 30, 2025

Funding Policy

Article X, Section 29(E)(2)(a) of the Louisiana Constitution of 1974 assigns the Legislature the authority to determine employee contributions. Employer contributions are actuarially determined using statutorily established methods on an annual basis and are constitutionally required to cover the employer's portion of the normal cost and provide for the amortization of the unfunded accrued liability. Employer contributions are adopted by the Legislature annually upon recommendation of the Public Retirement Systems' Actuarial Committee. In accordance with state statute, TRSL receives ad valorem taxes and state revenue sharing funds. These additional sources of income are used as employer contributions and are considered support from non-employer contributing entities but are not considered special funding situations.

Contributions to the plans are required and determined by State statute (which may be amended) and are expressed as a percentage of covered payroll. The contribution rates in effect for the year ended June 30, 2025, for the School Board and covered employees were as follows:

	<u>School Board</u>	<u>Employees</u>
Teachers' Retirement System:		
Regular Plan	21.51%	8.00%
Plan B	21.51%	5.00%
School Employees' Retirement System (LSERS)	25.80%	7.50%-8.00%

The contributions made to the Systems for the past three fiscal years, which equaled the required contributions for each of these years, were as follows:

	<u>2025</u>	<u>2024</u>	<u>2023</u>
Teachers' Retirement System:			
Regular Plan	\$ 5,964,397	\$ 6,688,301	\$ 6,619,378
Plan B	263,587	300,261	265,867
LSERS	682,525	721,918	652,881

Pension Liabilities, Pension Expense, and Deferred Outflows of Resources and Deferred Inflows of Resources Related to Pensions

The following schedule lists the School Board's proportionate share of the net pension liability allocated by each of the pension plans for based on the June 30, 2024 measurement date. The School Board uses this measurement to record its net pension liability and associated amounts as of June 30, 2025 in accordance with GASB Statement 68. The schedule also includes the proportionate share allocation rate used at June 30, 2024 along with the change compared to the June 30, 2023 rate. The School Board's proportion of the net pension liability was based on a projection of the School Board's long-term share of contributions to the pension plan relative to the projected contributions of all participating employers, actuarially determined.

	Net Pension Liability at June 30, 2024	Rate at June 30, 2024	Increase (Decrease) on June 30, 2023 Rate
Teachers' Retirement System	\$ 42,337,685	0.4904%	0.0171%
LSERS	3,555,729	0.7011%	0.0217%
	<u>\$ 45,893,414</u>		

WASHINGTON PARISH SCHOOL BOARD

Franklinton, Louisiana

Notes to the Basic Financial Statements

June 30, 2025

The following schedule list each pension plan's recognized pension expense for the year ended June 30, 2025:

Teachers' Retirement System	\$ 5,029,967
LSERS	124,019
	<u>\$ 5,153,986</u>

At June 30, 2025, the School Board reported deferred outflows of resources and deferred inflows of resources related to pensions from the following sources:

Teachers' Retirement System	Deferred Outflows of Resources	Deferred Inflows of Resources
Differences between expected and actual experience	\$ 2,403,016	\$ -
Changes of assumptions	1,133,259	(1,084,058)
Net difference between projected and actual earnings on pension plan investments	3,216,323	-
Changes in proportion and differences between employer contributions and proportionate share of contributions	2,981,533	(3,954,207)
Employer contributions subsequent to the measurement date	6,227,984	-
Total	<u>\$ 15,962,115</u>	<u>\$ (5,038,265)</u>

Louisiana School Employees Retirement System	Deferred Outflows of Resources	Deferred Inflows of Resources
Differences between expected and actual experience	\$ 86,401	\$ -
Changes of assumptions	-	(151,950)
Net difference between projected and actual earnings on pension plan investments	-	(339,234)
Changes in proportion and differences between employer contributions and proportionate share of contributions	90,637	(5,359)
Employer contributions subsequent to the measurement date	682,525	-
Total	<u>\$ 859,563</u>	<u>\$ (496,543)</u>

Summary totals of deferred outflows of resources and deferred inflows of resources by pension plan:

	Deferred Outflows of Resources	Deferred Inflows of Resources
Teachers' Retirement System	\$ 15,962,115	\$ (5,038,265)
LSERS	859,563	(496,543)
	<u>\$ 16,821,678</u>	<u>\$ (5,534,808)</u>

WASHINGTON PARISH SCHOOL BOARD

Franklinton, Louisiana

Notes to the Basic Financial Statements

June 30, 2025

The School Board reported a total of \$6,910,509 as deferred outflow of resources related to pension contributions made subsequent to the measurement period of June 30, 2024 which will be recognized as a reduction in net pension liability in the year ended June 30, 2026. The following schedule list the pension contributions made subsequent to the measurement period for each pension plan:

	Subsequent Contributions
Teachers' Retirement System	\$ 6,227,984
LSERS	682,525
	<u>\$ 6,910,509</u>

Other amounts reported as deferred outflows of resources and deferred inflows of resources related to pensions will be recognized in pension expense as follows:

Year	TRSL	LSERS	Total
2026	\$ (133,976)	\$ (338,910)	\$ (472,886)
2027	4,742,985	162,749	4,905,734
2028	(483,694)	(79,199)	(562,893)
2029	570,551	(64,145)	506,406
	<u>\$ 4,695,866</u>	<u>\$ (319,505)</u>	<u>\$ 4,376,361</u>

Actuarial Assumptions

A summary of the actuarial methods and assumptions used in determining the total pension liability for each pension plan as of the June 30, 2025 measurement date are as follows:

	TRSL	LSERS
Valuation Date	June 30, 2024	June 30, 2024
Actuarial Cost Method	Entry Age Normal	Entry Age Normal
Actuarial Assumptions:		
Expected Remaining Service Lives	5 years	3 years (change from 2 years in 2024)
Investment Rate of Return	7.25% net of investment expenses	6.80% per annum; net of plan investment expenses, including inflation
Inflation Rate	2.4% per annum	2.5% per annum
Mortality	Active Members – Pub2010T-Below Median Employee (amount weighted) tables for males and females, adjusted by 0.965 for males and by 0.942 for females. Non-Disabled retiree/inactive members – Pub2010T-Below Median Retiree (amount weighted) tables for males and females, adjusted by 1.173 for males and by 1.258 for females.	Pub-2010 Median Healthy Retiree Tables, Pub-2010 General Below Median Sex Distinct Employee Table, Pub- 2010 Non-Safety Disabled Retiree Sex Distinct Table

WASHINGTON PARISH SCHOOL BOARD

Franklinton, Louisiana

Notes to the Basic Financial Statements June 30, 2025

Disability Retiree Mortality – Pub2010T-Disability (amount weighted) tables for males and females, adjusted by factors of 1.043 for males and by 1.092 for females.

Contingent Survivor Mortality – Pub2010T-Below Median – Contingent Survivor (amount weighted) tables for males and females, adjusted by factors of 1.079 for males and by 0.919 for females.

These base tables are adjusted from 2010 to 2019 (base year, representing the mid-point of the experience study) with continued future mortality improvement using the MP-2021 improvement table on a fully generational basis.

**Termination,
Disability,
and Retirement**

Termination, disability, and retirement assumptions were projected based on a five-year (2018-2022) experience study of the System's members.

Salary Increases

2.41% - 4.85% varies depending on duration of service

3.75% based on the 2023 experience study (for the period 2018-2022) of the System's members.

**Cost of Living
Adjustments**

None

Permanent Benefit Increases (PBI) may be granted from the Permanent Benefit Increase Funding Account provided the balance is sufficient to fully fund the PBI and the plan has met the granting criteria and eligibility requirements outlined by ACT 184 of 2023.

The following schedule list the methods used by each of the retirement systems in determining the long-term rate of return on pension plan investments:

TRSL

The long-term expected rate of return on pension plan investments was determined using a building-block method in which best-estimate ranges of expected future real rates of return (expected returns, net of pension plan investment expenses and inflation) are developed for each major asset class. These ranges are combined to produce the long term expected rate of return by weighting the expected future real rates of return by the target asset allocation percentage and by adding expected inflation and an adjustment for the effect of rebalancing/diversification. The resulting long-term geometric nominal expected rate of return was 8.68% for 2024.

LSERS

The long-term expected rate of return on pension plan investments was determined using a triangulation method which integrated the CAPM pricing model (top-down), a treasury yield curve approach (bottom-up) and an equity building-block model (bottom-up). Risk return and correlations are projected on a forward-looking basis in equilibrium, in which best-estimates of expected future real rates of return (expected returns, net of pension plan investment expense and inflation) are developed for each major asset class. These rates are combined to produce the long-term expected rate of return by weighting the expected future real rates of return by the target asset allocation percentage and by adding expected inflation.

WASHINGTON PARISH SCHOOL BOARD

Franklinton, Louisiana

Notes to the Basic Financial Statements June 30, 2025

The following table provides a summary of the best estimates of arithmetic/geometric real rates of return for each major asset class included in each of the Retirement Systems target asset allocations as of **June 30, 2024**:

Asset Class	Target Allocation		Long-Term Expected Real Rate of Return	
	TRSL	LSERS	TRSL	LSERS
Domestic equity	22.50%	-	4.45%	-
International equity	11.50%	-	4.29%	-
Equity	-	39.00%	-	2.66%
Domestic fixed income	8.00%	-	2.79%	-
International fixed income	6.00%	-	1.66%	-
Fixed income	-	26.00%	-	0.97%
Alternatives	-	23.00%	-	1.81%
Private equity	37.00%	-	8.24%	-
Other private assets	15.00%	-	4.51%	-
Real estate	-	12.00%	-	0.60%
Real assets	-	-	-	-
Total	<u>100.00%</u>	<u>100.00%</u>		

Discount Rate

The projection of cash flows used to determine the discount rate assumed that plan member contributions will be made at the current contribution rate and that sponsor contributions will be made at rates equal to the difference between actuarially determined contribution rates and the member rate. Based on those assumptions, each of the pension plan's fiduciary net positions was projected to be available to make all projected future benefit payments of current plan members. Therefore, the long-term expected rate of return on pension plan investments was applied to all periods of projected benefit payments to determine the total pension liability. The discount rates used to measure the total pension liability for TRSL and LSERS were 7.25% and 6.80%, respectively for the year ended **June 30, 2024**.

Sensitivity of the Employer's Proportionate Share of the Net Pension Liability to Changes in the Discount Rate

The following table presents the School Board's proportionate share of the Net Pension Liability (NPL) using the discount rate of each Retirement System as well as what the School Board's proportionate share of the NPL would be if it were calculated using a discount rate that is one percentage-point lower or one percentage-point higher than the current rate used by each of the Retirement Systems:

WASHINGTON PARISH SCHOOL BOARD

Franklinton, Louisiana

Notes to the Basic Financial Statements June 30, 2025

	1.0% Decrease	Current Discount Rate	1.0% Increase
TRSL			
Rates	6.25%	7.25%	8.25%
Share of NPL	\$ 61,356,736	\$ 42,337,685	\$ 26,347,562
LSERS			
Rates	5.80%	6.80%	7.80%
Share of NPL	\$ 5,411,829	\$ 3,555,729	\$ 1,964,812

Payables to the Pension Plan

The Washington School Board recorded accrued liabilities to each of the Retirement Systems for the year ended June 30, 2025 mainly due to the accrual for payroll at the end of each of the fiscal years. The amounts due are included in liabilities under the amounts reported as accounts, salaries and other payables. The balance due to each for the retirement systems at June 30, 2025 is as follows:

	June 30, 2025
TRSL	\$ 511,679
LSERS	37,645
	<u>\$ 549,324</u>

(11) Total Other Post-Employment Benefits Plan (OPEB)

General Information about the OPEB Plan

Plan description – The School Board provides certain continuing health care and life insurance benefits for its retired employees. The School Board's OPEB Plan (the OPEB Plan) is a single-employer defined benefit OPEB plan administered by the School Board. The authority to establish and/or amend the obligation of the employer, employees and retirees rests with the School Board. No assets are accumulated in a trust that meets the criteria in Governmental Accounting Standards Board (GASB).

Benefits Provided – Medical and life benefits are provided to employees upon actual retirement through the Louisiana Office of Group. The OGB plan is a fully insured, multiple-employer arrangement and this employer's participation in that plan has been deemed to be a single employer defined benefit OPEB plan (within the meaning of GASB 74/75) for financial reporting purposes and for this valuation. Medical benefits are provided to employees upon actual retirement from either the Teachers' Retirement System of Louisiana (TRSL) or the Louisiana School Employees' Retirement System (LSERS) as follows:

Employment Date	Normal Retirement (Age and Service Requirement)
Before 7/1/99	65 & 20 or 55 & 25 or 30 years of service
7/1/99 – 12/31/2010	60 & 5 or 55 & 25 or 30 years of service
1/1/2011 – 6/30/2015	60 & 5 years of service
After 7/1/2015	62 & 5 years of service

Early retirement at any age with 20 years of service.

WASHINGTON PARISH SCHOOL BOARD

Franklinton, Louisiana

Notes to the Basic Financial Statements

June 30, 2025

Life insurance coverage under the OGB program is available to retirees by election and the employer pays 50% of the cost of the retiree life insurance based on the blended active/retired OGB rates. Insurance coverage amounts are reduced at age 65 and again at age 70 according to the OGB plan provisions.

Employees covered by benefit terms – At June 30, 2025, the following employees were covered by the benefit terms:

Inactive employees or beneficiaries currently receiving benefit payments	458
Inactive employees entitled to but not yet receiving benefit payments	-
Active employees	617
	617
	1,075

Total OPEB Liability

The School Board's total OPEB liability of \$77,098,489 was measured as of June 30, 2025 and was determined by an actuarial valuation as of that date.

Actuarial Assumptions and other inputs – The total OPEB liability in the June 30, 2025 actuarial valuation was determined using the following actuarial assumptions and other inputs, applied to all periods included in the measurement, unless otherwise specified:

Inflation	2.5%	
Salary increases	<u>Years of Service</u>	<u>Rate</u>
	1	4.85%
	2	4.45%
	3	4.38%
	10	3.89%
	30	2.93%
Prior Discount rate	3.93%	
Discount rate	5.20%	
Healthcare cost trend rates	Getzen model, initial trend of 6.50%	
Active Mortality	Pub-2010T-Below Median - Employee (amount weighted) .965	
	Male, .942 Female.	
Retiree Mortality	Pub-2010T-Below Median - Retiree (amount weighted) 1.173	
	Male, 1.258 Female.	

The discount rate was based on the Bond Buyers' 20 Year General Obligation municipal bond index as of June 30, 2025, the end of the applicable measurement dates.

The actuarial assumptions used in the June 30, 2025 measurement were based on the results of ongoing evaluations of the assumptions from July 1, 2009 to June 30, 2024.

WASHINGTON PARISH SCHOOL BOARD

Franklinton, Louisiana

Notes to the Basic Financial Statements

June 30, 2025

Changes in the Total OPEB Liability

Balance at June 30, 2024	\$ 100,774,452
Changes for the year:	
Service cost	1,700,317
Interest	3,962,038
Differences between expected and actual experience	(13,512,144)
Changes in assumptions	(12,474,777)
Benefit payments and net transfers	(3,351,397)
Net changes	(23,675,963)
Balance at June 30, 2025	\$ 77,098,489

Sensitivity of the total OPEB liability to changes in the discount rate – The following presents the total OPEB liability of the School Board, as well as what the School Board's total OPEB liability would be if it were calculated using a discount rate that is 1-percentage-point lower (4.20%) or 1-percentage-point higher (6.20%) than the current discount rate:

	1.0% Decrease (4.20%)	Current Discount Rate (5.20%)	1.0% Increase (6.20%)
Total OPEB liability	\$ 88,534,943	\$ 77,098,489	\$ 67,789,715

Sensitivity of the total OPEB liability to changes in the healthcare cost trend rates – The following presents the total OPEB liability of the School Board, as well as what the School Board's total OPEB liability would be if it were calculated using healthcare cost trend rates that are 1-percentage-point lower or 1-percentage-point higher than the current healthcare trend rates:

	1.0% Decrease	Current Trend	1.0% Increase
Total OPEB liability	\$ 66,557,805	\$ 77,098,489	\$ 90,314,291

OPEB Expense and Deferred Outflows of Resources and Deferred Inflows of Resources Related to OPEB

For the year ended June 30, 2025, the School Board recognized OPEB expense of \$7,746,190. At June 30, 2025, the School Board reported deferred outflows of resources and deferred inflows of resources related to OPEB from the following sources:

	Deferred Outflows of Resources	Deferred Inflows of Resources
Differences between expected and actual experience	\$ 4,819,782	\$ (11,260,120)
Changes in assumptions	3,534,823	(19,807,871)
Total	\$ 8,354,605	\$ (31,067,991)

WASHINGTON PARISH SCHOOL BOARD

Franklinton, Louisiana

Notes to the Basic Financial Statements June 30, 2025

Amounts reported as deferred outflows of resources and deferred inflows of resources related to OPEB will be recognized in OPEB expense as follows:

Years ending June 30:		
	2026	\$ (2,219,240)
	2027	(7,500,684)
	2028	(4,331,154)
	2029	(4,331,154)
	2030	(4,331,154)
		<u>\$ (22,713,386)</u>

(12) Contingencies

The School Board participates in a number of state and federally assisted grant programs. The programs are subject to compliance audits under the single audit approach. Such audits could lead to requests for reimbursement by the grantor agency for expenditures disallowed under terms of the grants. School Board management believes that the amount of disallowances, if any, which may arise from future audits, will not be material.

(13) Upcoming Accounting Pronouncements

The following GASB Statements are effective for upcoming fiscal years, and have not yet been implemented by the School Board:

- GASB Statement No. 103, *Financial Reporting Model Improvements*
- GASB Statement No. 104, *Disclosure of Certain Capital Assets*

The School Board has not yet determined the effect these Statements will have on the School Board's financial statements and disclosures.

(14) Change in Financial Reporting Entity

Effective for the fiscal year ended June 30, 2025, the Coronavirus Grants Fund is no longer reported as a major governmental fund. In the prior fiscal year, this fund was presented as a major fund. This change represents a change within the financial reporting entity. The effect of this change has been reported by adjusting the beginning fund balance of the current period as if the change occurred at the beginning of the fiscal year, as follows:

	Coronavirus Grants Fund	Nonmajor Governmental
June 30, 2024, fund balance as previously reported	\$ (101,498)	\$ 2,826,238
Change from major to nonmajor fund	101,498	(101,498)
June 30, 2024, fund balance as restated	<u>\$ -</u>	<u>\$ 2,724,740</u>

WASHINGTON PARISH SCHOOL BOARD FRANKLINTON, LOUISIANA

June 30, 2025

Required Supplementary Information - Other BUDGETARY COMPARISON SCHEDULES

- General Fund
- School Lunch
The School Lunch Special Revenue Fund, including the Breakfast program, is a program that provides nourishing meals to students in all grades. This program is supplemented by both federal and state funds that are based on reimbursement and participation.
- Every Student Succeeds Act Title I
Every Student Succeeds Act (ESSA) is a federally funded program (includes previous referred to Improving America's School Act Fund). ESSA's purposes are to ensure high standards for all students, provide students with an enriched and accelerated educational program, provide staff development, and to align the efforts of state and local educational agencies.

SCHEDULE OF PROPORTIONATE SHARE OF THE NET PENSION LIABILITY SCHEDULE OF CONTRIBUTIONS TO EACH RETIREMENT SYSTEM SCHEDULE OF CHANGES IN TOTAL OPEB LIABILITY AND RELATED RATIOS



Franklinton Elementary School

WASHINGTON PARISH SCHOOL BOARD
Franklinton, Louisiana

General Fund
Budget Comparison Schedule (GAAP Basis)

For the year ended June 30, 2025

	Budgeted Amounts			Variance from Budget
	Original	Final	Actual	
Revenues:				
Local sources:				
Taxes:				
Ad valorem	\$ 2,471,257	\$ 2,471,257	\$ 2,588,428	\$ 117,171
Sales and use	7,498,547	7,498,547	7,779,993	281,446
Interest earnings	385,000	385,000	459,231	74,231
Food services	33,869	33,869	78,008	44,139
Other	1,015,642	1,015,642	1,094,087	78,445
State sources:				
Equalization	35,149,084	35,215,265	36,858,308	1,643,043
Other	3,849,301	5,136,551	5,380,794	244,243
Federal sources:				
Restricted grants-in-aid	40,373	40,373	23,779	(16,594)
Total revenues	<u>50,443,073</u>	<u>51,796,504</u>	<u>54,262,628</u>	<u>2,466,124</u>
Expenditures:				
Current				
Instruction:				
Regular programs	21,576,755	21,581,755	19,344,034	2,237,721
Special education programs	5,811,891	7,069,811	6,758,744	311,067
Other education programs	4,259,047	4,346,557	5,076,556	(729,999)
Total instructional expenditures	<u>31,647,693</u>	<u>32,998,123</u>	<u>31,179,334</u>	<u>1,818,789</u>
Support services:				
Student services	3,463,527	3,463,527	3,815,087	(351,560)
Instructional staff support	2,095,113	2,095,113	2,114,543	(19,430)
General administration	1,620,319	1,620,319	1,448,486	171,833
School administration	4,211,800	4,211,800	4,447,335	(235,535)
Business services	630,177	630,177	660,655	(30,478)
Plant services	5,299,895	5,299,895	5,518,440	(218,545)
Food services	79,039	79,039	80,080	(1,041)
Central services	199,812	199,812	204,182	(4,370)
Student transportation services	4,865,173	4,865,173	5,055,815	(190,642)
Total support services expenditures	<u>22,464,855</u>	<u>22,464,855</u>	<u>23,344,623</u>	<u>(879,768)</u>
Capital outlays	<u>29,970</u>	<u>29,970</u>	<u>366,159</u>	<u>(336,189)</u>
Other uses of funds				
Principal retirement	116,376	116,376	116,376	-
Interest and bank charges	43,595	43,595	43,595	-
Total debt service expenditures	<u>159,971</u>	<u>159,971</u>	<u>159,971</u>	<u>-</u>
Total expenditures	<u>54,302,489</u>	<u>55,652,919</u>	<u>55,050,087</u>	<u>602,832</u>
Excess of revenues over (under) expenditures	<u>(3,859,416)</u>	<u>(3,856,415)</u>	<u>(787,459)</u>	<u>3,068,956</u>
Other financing sources (uses):				
Sale of surplus property	-	-	14,876	14,876
Insurance proceeds	-	-	9,312	9,312
Transfers in	450,000	450,000	564,237	114,237
Transfers out	<u>(124,250)</u>	<u>(144,579)</u>	<u>(200,000)</u>	<u>(55,421)</u>
Total other financing sources (uses)	<u>325,750</u>	<u>305,421</u>	<u>388,425</u>	<u>83,004</u>
Net change in fund balance	<u>(3,533,666)</u>	<u>(3,550,994)</u>	<u>(399,034)</u>	<u>3,151,960</u>
Fund balances at beginning of year	<u>14,433,474</u>	<u>13,465,429</u>	<u>14,897,237</u>	<u>1,431,808</u>
Fund balances at end of year	<u>\$ 10,899,808</u>	<u>\$ 9,914,435</u>	<u>\$ 14,498,203</u>	<u>\$ 4,583,768</u>

WASHINGTON PARISH SCHOOL BOARD
Franklinton, Louisiana

School Lunch
Budget Comparison Schedule (GAAP Basis)

For the year ended June 30, 2025

	Budgeted Amounts Original and Final	Actual	Variance from Budget
Revenues:			
Local sources:			
Food services	\$ 77,200	\$ 83,031	\$ 5,831
Interest earnings	50,000	41,804	(8,196)
State sources:			
Minimum Foundation	442,022	442,022	-
Federal sources:			
Restricted grants-in-aid	3,979,000	3,384,051	(594,949)
Other - commodities	276,793	289,529	12,736
Total revenues	<u>4,825,015</u>	<u>4,240,437</u>	<u>(584,578)</u>
Expenditures:			
Current			
Support services:			
Food services	4,824,210	4,179,383	644,827
Total support services expenditures	<u>4,824,210</u>	<u>4,179,383</u>	<u>644,827</u>
Other uses of funds			
Principal retirement	-	307,154	(307,154)
Interest and bank charges	-	22,092	(22,092)
Total debt service expenditures	<u>-</u>	<u>329,246</u>	<u>(329,246)</u>
Total expenditures	<u>4,824,210</u>	<u>4,508,629</u>	<u>315,581</u>
Net change in fund balance	805	(268,192)	(268,997)
Fund balances at beginning of year	<u>918,284</u>	<u>868,071</u>	<u>(50,213)</u>
Fund balances at end of year	<u><u>\$ 919,089</u></u>	<u><u>\$ 599,879</u></u>	<u><u>\$ (319,210)</u></u>

WASHINGTON PARISH SCHOOL BOARD
Franklinton, Louisiana

Title I Fund
 Budget Comparison Schedule (GAAP Basis)

For the year ended June 30, 2025

	Budgeted Amounts			Variance from Budget
	Original	Final	Actual	
Revenues:				
Federal sources:				
Restricted grants-in-aid	\$ 2,120,787	\$ 2,648,439	\$ 2,444,482	\$ (203,957)
Total revenues	2,120,787	2,648,439	2,444,482	(203,957)
Expenditures:				
Current				
Instruction:				
Other education programs	937,797	1,325,288	1,112,640	212,648
Total instructional expenditures	937,797	1,325,288	1,112,640	212,648
Support services:				
Instructional staff support	1,062,248	1,103,382	1,092,867	10,515
General administration	19,308	36,549	21,038	15,511
School administration	-	-	1,790	(1,790)
Plant services	2,926	2,926	5,266	(2,340)
Student transportation services	2,300	2,300	22,694	(20,394)
Community service program	21,208	26,484	21,754	4,730
Total support services expenditures	1,107,990	1,171,641	1,165,409	6,232
Capital outlays	-	-	21,405	(21,405)
Total expenditures	2,045,787	2,496,929	2,299,454	197,475
Excess of revenues over (under) expenditures	75,000	151,510	145,028	(6,482)
Other financing sources (uses):				
Transfers out	(75,000)	(151,510)	(145,028)	6,482
Total other financing sources	(75,000)	(151,510)	(145,028)	6,482
Net change in fund balance	-	-	-	-
Fund balances at beginning of year	-	-	-	-
Fund balances at end of year	\$ -	\$ -	\$ -	\$ -

**WASHINGTON PARISH SCHOOL BOARD
FRANKLINTON, LOUISIANA**

Notes to Required Supplementary Information
June 30, 2025

BUDGET AND BUDGETARY ACCOUNTING

The School Board follows these procedures in establishing the budgetary data reflected in the financial statements:

The General Fund and the Special Revenue Funds are the only funds with legally required budgets. The General Fund budget and the Special Revenue Funds' budgets are adopted on an annual basis. These budgets include proposed expenditures and the means of financing them.

Prior to September 15, the Superintendent submits to the Board a proposed annual appropriated budget for the General Fund for the fiscal year commencing the prior July 1. Public hearings are conducted to obtain taxpayer comments. Upon submission to the Board, the General Fund budget is legally enacted through adoption by the Board. Formal budgetary integration is employed as a management control device during the year for the General Fund and Special Revenue Funds. For the Capital Projects Fund, the level of budget control is at the fund, department or project level, and expenditures/encumbrances by policy should not exceed appropriations. The School Board approves budgets at the fund level, and the Superintendent is authorized to transfer amounts between line items within any fund.

Budgets are prepared on the modified accrual basis of accounting. Budgeted amounts are as originally adopted or as amended by the Board. Legally, the Board must adopt a balanced budget; that is, total budgeted revenues and other financing sources including fund balance must equal or exceed total budgeted expenditures and other financing uses. State statutes require the School Board to amend its budgets when revenues plus projected revenues within a fund are expected to be less than budgeted revenues by five percent or more and/or expenditures within a fund are expected to exceed budgeted expenditures by five percent or more.

Special Revenue Funds' budgets that are not grant-oriented have annual appropriated budgets adopted prior to September 15 by the Board. Grant Funds are included in Special Revenue Funds, and their budgets are adopted at the time the grant applications are approved by the grantor. Special Revenue Funds' budgets were amended as necessary to comply with state law.

WASHINGTON PARISH SCHOOL BOARD**Franklinton, Louisiana****SCHEDULE OF PROPORTIONATE SHARE OF THE NET PENSION LIABILITY****COST SHARING PLANS ONLY****YEAR ENDED JUNE 30, 2025**

<u>Pension Plan</u>	<u>Year</u>	<u>Employer's Proportion of the Net Pension Liability (Asset)</u>	<u>Employer's Proportionate Share of the Net Pension Liability (Asset)</u>	<u>Covered Payroll</u>	<u>Employer's Proportionate Share of the Net Pension Liability (Asset) as a Percentage of its Covered Payroll</u>	<u>Plan Fiduciary Net Position as a Percentage of the Total Pension Liability</u>
Teachers Retirement System of Louisiana						
	2025	0.4904%	\$ 42,337,685	\$ 28,890,780	146.5439%	76.00%
	2024	0.4733%	42,782,877	27,511,416	155.5095%	74.30%
	2023	0.5529%	52,786,318	28,722,265	183.7819%	72.40%
	2022	0.5175%	27,628,623	26,036,774	106.1138%	83.90%
	2021	0.4959%	55,158,337	24,193,864	227.9848%	65.60%
	2020	0.4939%	49,026,970	23,525,174	208.4022%	68.58%
	2019	0.5165%	50,763,787	24,104,778	210.5964%	68.17%
	2018	0.4859%	49,814,794	23,436,328	212.5537%	65.55%
	2017	0.5138%	60,309,569	23,846,895	252.9032%	59.90%
	2016	0.5103%	54,872,742	24,150,556	227.2111%	62.50%
Louisiana School Employees Retirement System						
	2025	0.7011%	\$ 3,555,729	\$ 2,638,373	134.7698%	82.06%
	2024	0.6794%	4,110,437	2,419,461	169.8906%	78.48%
	2023	0.7567%	5,032,215	2,454,216	205.0437%	76.31%
	2022	0.7403%	3,518,956	2,290,499	153.6327%	82.51%
	2021	0.7152%	5,746,428	2,139,966	268.5289%	69.67%
	2020	0.7098%	4,969,199	2,062,900	240.8841%	73.49%
	2019	0.7630%	5,097,607	2,199,962	231.7134%	74.44%
	2018	0.7527%	4,816,897	2,154,803	223.5423%	75.03%
	2017	0.7699%	5,807,871	2,187,826	265.4631%	70.00%
	2016	0.7976%	5,057,727	2,229,595	226.8451%	74.49%

(*) The amounts presented have a measurement date of the previous fiscal year end.

WASHINGTON PARISH SCHOOL BOARD
Franklinton, Louisiana

SCHEDULE OF CONTRIBUTIONS TO EACH RETIREMENT SYSTEM
COST SHARING PLANS ONLY
FOR THE YEAR ENDED JUNE 30, 2025

Year	Contractually Required Contribution	Contributions in Relation to Contractually Required Contribution	Contribution Deficiency (Excess)	Covered Payroll	Contributions as of % of Covered Payroll
Teachers Retirement System of Louisiana					
2025	\$ 6,227,984	\$ 6,227,984	-	\$ 29,206,406	21.3240%
2024	6,988,562	6,988,562	-	28,890,780	24.1896%
2023	6,885,245	6,885,245	-	27,511,416	25.0269%
2022	7,204,552	7,204,552	-	28,722,265	25.0835%
2021	6,691,031	6,691,031	-	26,036,774	25.6984%
2020	6,290,808	6,290,808	-	24,193,864	26.0017%
2019	6,281,162	6,281,162	-	23,525,174	26.6997%
2018	6,411,277	6,411,277	-	24,104,778	26.5975%
2017	5,989,968	5,989,968	-	23,436,328	25.5585%
2016	6,271,733	6,281,454	(9,721)	23,846,895	26.3000%
Louisiana School Employees Retirement System					
2025	\$ 682,525	\$ 682,525	-	\$ 2,684,800	25.4218%
2024	721,912	721,912	-	2,638,373	27.3620%
2023	652,881	652,881	-	2,419,461	26.9846%
2022	700,975	700,975	-	2,454,216	28.5621%
2021	653,332	653,332	-	2,290,499	28.5236%
2020	629,162	629,162	-	2,139,966	29.4006%
2019	577,602	577,602	-	2,062,900	27.9995%
2018	595,622	595,622	-	2,199,962	27.0742%
2017	588,267	588,267	-	2,154,803	27.3003%
2016	660,723	660,347	376	2,187,826	30.2000%

NOTES TO REQUIRED SUPPLEMENTARY INFORMATION

Changes of Benefit Terms include:

Teachers Retirement System of Louisiana

- 2016 - Members employed on or after July 1, 2015 – can retire at age 62 with a 2.5% benefit factor with at least 5 years of service credit or at any age after 20 years or service credit (actuarially reduced)
- 2017 - A 1.5% COLA, effective July 1, 2016, provided by Acts 93 and 512 of the 2016 Louisiana Regular Legislative Session

Louisiana School Employee Retirement System

- 2016 - Act 93 of the 2016 provides for an up to 2.0% COLA on the first \$60,000 of a recipient's benefit for eligible members effective 7/1/16.

(continued)

WASHINGTON PARISH SCHOOL BOARD
Franklinton, Louisiana

SCHEDULE OF CONTRIBUTIONS TO EACH RETIREMENT SYSTEM
COST SHARING PLANS ONLY
FOR THE YEAR ENDED JUNE 30, 2025

Changes of Assumptions

The following discount rate changes were made to the pension plans identified in the following table:

Discount Rate Changes:

<u>Year (*)</u>	<u>Rate</u>	<u>Change</u>	<u>Year (*)</u>	<u>Rate</u>	<u>Change</u>
TRSL			LSERS		
2023	7.25%	0.00%	2023	6.800%	0.000%
2022	7.25%	-0.20%	2022	6.800%	-0.100%
2021	7.45%	0.00%	2021	6.900%	-0.100%
2020	7.45%	-0.10%	2019	7.000%	-0.625%
2019	7.55%	-0.10%	2018	7.625%	0.500%
2018	7.65%	-0.05%	2016	7.125%	0.125%
2017	7.70%	-0.05%			
2016	7.75%				

The following inflation rate changes were made to the pension plans identified in the following table:

Inflation Rate Changes:

<u>Year (*)</u>	<u>Rate</u>	<u>Change</u>	<u>Year (*)</u>	<u>Rate</u>	<u>Change</u>
TRSL			LSERS		
2023	2.400%	-0.200%	2023	2.500%	-0.125%
2020	2.300%	-0.200%	2018	2.500%	-0.125%
2019	2.500%	0.000%	2017	2.625%	0.000%
2018	2.500%	0.000%	2016	2.625%	
2017	2.500%	0.000%			
2016	2.500%				

The following changes to projected salary increases were made to the pension plans identified in the following table:

Projected Salary Increase Changes:

<u>Year (*)</u>	<u>Rate</u>	<u>Year (*)</u>	<u>Rate</u>
TRSL		LSERS	
2023	2.41%-4.85%	2023	3.75%
2020	3.1%-4.6%	2018	3.25%
2019	3.3%-4.8%	2017	3.075% to 5.375%
		2016	3.200% to 5.500%

(continued)

WASHINGTON PARISH SCHOOL BOARD
Franklinton, Louisiana

SCHEDULE OF CONTRIBUTIONS TO EACH RETIREMENT SYSTEM
COST SHARING PLANS ONLY
FOR THE YEAR ENDED JUNE 30, 2025

Mortality table changes:

<u>Year (*)</u>	<u>Rate</u>
TRSL	
2023	<p>Active members – Pub2010T-Below Median Employee (amount weighted) tables for males and females, adjusted by 0.965 for males and by 0.942 for females.</p> <p>Non-Disabled retiree/inactive members – Pub2010T-Below Median Retiree (amount weighted) tables for males and females, adjusted by 1.173 for males and by 1.258 for females.</p> <p>Disability retiree mortality – Pub2010T-Disability (amount weighted) tables for males and females, adjusted by factors of 1.043 for males and by 1.092 for females.</p> <p>Contingent survivor mortality – Pub2010T-Below Median – Contingent Survivor (amount weighted) tables for males and females, adjusted by factors of 1.079 for males and by 0.919 for females.</p> <p>These base tables are adjusted from 2010 to 2019 (base year, representing the mid-point of the experience study) with continued future mortality improvement using the MP-2021 improvement table on a fully generational basis.</p>
2018	<p>Active members – RP-2014 White Collar Employee tables, adjusted by 1.010 for males and by 0.997 for females. Non-Disabled retiree/inactive members – RP-2014 White Collar Healthy Annuitant tables, adjusted by 1.366 for males and by 1.189 for females. Disability retiree mortality – RP-2014 Disability tables, adjusted by 1.111 for males and by 1.134 for females. These base tables are adjusted from 2014 to 2018 using the MP-2017 generational improvement table, with continued future mortality improvement projected using the MP-2017 generational mortality improvement tables.</p>
2017	<p>Mortality rates were projected based on the RP-2000 Mortality Table with projection to 2025 using Scale AA.</p>
LSERS	
2023	<p>Pub-2010 Median Healthy Retiree Tables, Pub-2010 General Below Median Sex Distinct Employee Table, Pub- 2010 Non-Safety Disabled Retiree Sex Distinct Table</p>
2018	<p>RP-2014 Healthy Annuitant, Sex Distinct Employee, Sex Distinct Disabled Tables</p>
2017	<p>RP-2000 Sex Distinct Mortality and Disabled Lives Mortality Tables</p>

(*) The amounts presents have a measurement date of the previous fiscal year end.

(concluded)

WASHINGTON PARISH SCHOOL BOARD
Franklinton, Louisiana

SCHEDULE OF CHANGES IN TOTAL OPEB LIABILITY AND RELATED RATIOS
FOR THE YEAR ENDED JUNE 30, 2025

Financial Statement Report Date	Measurement Date	Service Cost	Interest	Difference between Expected and Actual Experience	Changes of Assumptions	Benefit Payments	Net Change in Total OPEB Liability	Total OPEB Liability - Beginning	Total OPEB Liability - Ending	Employee Payroll	Total OPEB Liability as a Percentage of Employee Payroll
6/30/2018	6/30/2018	\$ 696,321	\$ 2,296,425	\$ (1,223,315)	\$ -	\$ (2,788,266)	\$ (1,018,835)	\$62,740,830	\$61,721,995	\$26,061,466	236.83%
6/30/2019	6/30/2019	923,127	2,331,298	3,191,776	3,794,004	(2,963,466)	7,276,739	61,721,995	68,998,734	26,843,310	257.04%
6/30/2020	6/30/2020	844,270	2,363,819	2,276,105	18,472,028	(2,922,076)	21,034,146	68,998,734	90,032,880	25,037,345	359.59%
6/30/2021	6/30/2021	1,391,552	1,956,601	4,718,217	833,533	(2,997,787)	5,902,116	90,032,880	95,934,996	26,038,839	368.43%
6/30/2022	6/30/2022	1,069,048	2,038,604	9,219,477	(20,818,109)	(3,110,339)	(11,601,319)	95,934,996	84,333,677	28,193,829	299.12%
6/30/2023	6/30/2023	1,893,884	2,997,028	3,841,027	13,583,598	(3,158,989)	19,156,548	84,333,677	103,490,225	29,520,032	350.58%
6/30/2024	6/30/2024	1,760,815	3,781,749	-	(4,945,708)	(3,312,629)	(2,715,773)	103,490,225	100,774,452	29,694,228	339.37%
6/30/2025	6/30/2025	1,700,317	3,962,038	(13,512,144)	(12,474,777)	(3,351,397)	(23,675,963)	100,774,452	77,098,489	30,564,200	252.25%

Schedule is intended to show information for 10 years. Additional years will be displayed as they become available.

NOTES TO REQUIRED SUPPLEMENTARY INFORMATION

There are no assets accumulated in a trust that meets the criteria of paragraph 4 of GASB 75 for this OPEB plan.

Changes of Assumptions

The changes in assumptions balance was a result of changes in the discount rate. The following are the discount rates and Medical Cost Trend Rate used for in each measurement of the total OPEB liability:


Measurement Date	Discount Rate	Medical Cost Trend Rate
6/30/2025	5.20%	6.50%
6/30/2024	3.93%	5.50%
6/30/2023	3.65%	5.50%
6/30/2022	3.54%	5.50%
6/30/2021	2.16%	5.50%
6/30/2020	2.21%	5.50%
6/30/2019	3.50%	5.50%
6/30/2018	3.62%	5.00%
6/30/2017	4.00%	5.50%

WASHINGTON PARISH SCHOOL BOARD
FRANKLINTON, LOUISIANA

Other Supplementary Information



Enon Elementary School



WASHINGTON PARISH SCHOOL BOARD
Franklinton, Louisiana

Nonmajor Governmental Funds
Combining Balance Sheet - By Fund Type

June 30, 2025

	Special Revenue	Capital Projects Fund Tax District #4	Total
Assets:			
Cash and cash equivalents	\$ 3,418,917	\$ 125,438	\$ 3,544,355
Receivables	700,958	830	701,788
Interfund receivables	9,258	40	9,298
Inventory, at cost	56,462	-	56,462
	<hr/>	<hr/>	<hr/>
Total assets	<u>\$ 4,185,595</u>	<u>\$ 126,308</u>	<u>\$ 4,311,903</u>
Liabilities:			
Accounts, salaries, and other payables	\$ 88,251	\$ -	\$ 88,251
Unearned revenues	50,632	-	50,632
Interfund payables	429,744	-	429,744
	<hr/>	<hr/>	<hr/>
Total liabilities	<u>568,627</u>	<u>-</u>	<u>568,627</u>
Fund Balance:			
Fund balances:			
Nonspendable	56,462	-	56,462
Restricted			
Restricted for personnel costs	828,985	-	828,985
Restricted for school food services	644,295	-	644,295
Restricted for student activities	1,938,674	-	1,938,674
Restricted for maintenance	148,552	-	148,552
Restricted for capital projects	-	126,308	126,308
	<hr/>	<hr/>	<hr/>
Total fund balance	<u>3,616,968</u>	<u>126,308</u>	<u>3,743,276</u>
	<hr/>	<hr/>	<hr/>
Total liabilities and fund balance	<u>\$ 4,185,595</u>	<u>\$ 126,308</u>	<u>\$ 4,311,903</u>

WASHINGTON PARISH SCHOOL BOARD
Franklinton, Louisiana

Nonmajor Governmental Funds
Combining Statement of Revenues, Expenditures, and Changes in Fund Balances

For the year ended June 30, 2025

	Special Revenue	Capital Projects Fund Tax District #4	Total
Revenues:			
Local sources:			
Taxes:			
Ad valorem	\$ 48,275	\$ 262	\$ 48,537
Sales and use tax	837,077	-	837,077
Interest earnings	6,142	5,167	11,309
Food services	11	-	11
Student activity fees	2,943,964	-	2,943,964
State sources:			
Other	9,102	-	9,102
Federal sources:			
Restricted grants-in-aid	6,206,987	-	6,206,987
Other - commodities	22,313	-	22,313
Total revenues	<u>10,073,871</u>	<u>5,429</u>	<u>10,079,300</u>
Expenditures:			
Current:			
Instruction:			
Regular programs	1,532,103	-	1,532,103
Special education programs	227,565	-	227,565
Other education programs	3,434,093	-	3,434,093
Support services:			
Student services	665,703	-	665,703
Instructional staff support	2,095,324	-	2,095,324
General administration	34,425	-	34,425
School administration	1,580	-	1,580
Buisness services	15,455	-	15,455
Plant services	128,618	-	128,618
Student transportation services	8,994	-	8,994
Food services	168,264	-	168,264
Community service programs	1,044	-	1,044
Capital outlays	328,387	-	328,387
Total expenditures	<u>8,641,555</u>	<u>-</u>	<u>8,641,555</u>
Excess (deficiency) of revenues over expenditures	<u>1,432,316</u>	<u>5,429</u>	<u>1,437,745</u>
Other financing uses:			
Transfers out	(419,209)	-	(419,209)
Total other financing uses	<u>(419,209)</u>	<u>-</u>	<u>(419,209)</u>
Net change in fund balances	1,013,107	5,429	1,018,536
Fund balances at beginning of year, as previously presented	<u>2,705,359</u>	<u>120,879</u>	<u>2,826,238</u>
Change within financial reporting entity (major to nonmajor fund)	(101,498)	-	(101,498)
Fund balance at beginning of year, as restated	<u>2,603,861</u>	<u>120,879</u>	<u>2,724,740</u>
Fund balances at end of year	<u><u>\$ 3,616,968</u></u>	<u><u>\$ 126,308</u></u>	<u><u>\$ 3,743,276</u></u>

WASHINGTON PARISH SCHOOL BOARD
FRANKLINTON, LOUISIANA

COMBINING NONMAJOR
GOVERNMENTAL FUNDS –
BY FUND TYPE

Thomas Elementary School



NONMAJOR FUNDS – SPECIAL REVENUE AND CAPITAL PROJECTS FUNDS

NONMAJOR SPECIAL REVENUE FUNDS

EVERY STUDENT SUCCEEDS ACT – TITLE II

Every Student Succeeds Act (ESSA) is a federally funded program (includes previous referred to Improving America's School Act Fund). ESSA's purposes are to ensure high standards for all students, provide students with an enriched and accelerated educational program, provide staff development, and to align the efforts of state and local educational agencies.

SSAE TITLE IV A

Title IV is a federally funded grant used to help ensure our education system prepares every child to graduate from high school ready to thrive in college and careers. The purpose is to provide all students with access to a well-rounded education and enhance the use of technology to improve academic achievement and digital literacy.

IDEA SPECIAL EDUCATION

Individuals with Disabilities Education Act (IDEA), Public Law (PL) 101-476, is a federally financed program of free public education in the least restrictive environment for children with exceptionalities.

SPECIAL FEDERAL

During fiscal year 1995, the School Board established this fund to account for federal grants previously recorded in the General Fund. The programs included in this fund, all of which are federally financed, include Vocational Education.

ANGIE SCHOOL DISTRICT

The Angie School District Fund accounts for a 5.12 mill ad valorem tax assessed on property within the Angie School District to improve, maintain, and operate schools within the district. The majority of financing is provided by ad valorem tax.

SUMMER FEEDING PROGRAM

The Summer Feeding Program is a program that provides nourishing meals to students in summer school.

SUPPER PROGRAM

The Supper Program is a program that provides suppers to students.

REAP FEDERAL

The REAP Program provides funds to high-poverty, rural LEAs to supplement the LEA's activities under selected formula –funded Federal programs. LEAs have the flexibility to use their allocations for teacher recruitment and retention, teacher professional development, educational technology, parental involvement activities, activities authorized under Safe and Drug-Free Schools Program under Part A of Title IV, activities authorized under Part A of Title I, and activities authorized under Title III.

SCHOOL REDESIGN

The School Redesign Grant is a federally funded grant used to support high quality improvement plans for struggling schools.

READY START NETWORK

The Ready Start Network grant is used to promote and develop educational and economic opportunities by providing developmentally appropriate early childhood care and education for children birth to age five so that each child enters kindergarten ready for success. It will also be used to promote our network through advertising and community outreach events.

GUIDES

The Guides Grants are federally funded grants used to support childcare and preschool development.

BJA PREVENTING SCHOOL VIOLENCE

The BJA grant is used to assist state, local, and parish jurisdictions in improving efforts to reduce violent crimes in and around schools. The program aims to improve school security by providing students and teachers with the tools they need to recognize, respond quickly to and help prevent acts of violence. The goal is to specific areas of concern related to preventing and reducing school violence: 1) training on preventing violence and 2) threat assessment/intervention teams and/or technology.

USDA GRANT

The USDA Rural Development Fund Community Facilities Grant accounts for a match grant to be used to purchase automated external defibrillators, numerous chrome books, wireless access ports, and charging carts to accompany the chrome books.

COMPREHENSIVE LITERACY STATE DEVELOPMENT GRANT

The purpose of the CLSD grant is to create a comprehensive literacy program to advance literacy skills, including pre- literacy skills, reading, and writing, for children from birth through grade 12, with an emphasis on disadvantaged children, including children living in poverty, English learners, and children with disabilities.

SPED CAMERA GRANT

The SPED Camera Grant provides for the installation and operation of cameras in a self-contained special education classroom.

CORONAVIRUS GRANTS

Through Achieve funding school systems are to create comprehensive plans that prioritize safety and focus additional efforts on: 1) getting back to in-person teaching and learning safely 2) assessing and addressing academic needs and accelerating learning 3) meeting the social-emotional and mental health needs of our students and educators.

FAMILY ENGAGEMENT AND LEADERSHIP PLANNING

The purpose of this grant is to create initiatives to promote and increase involvement by engagement of parents and family members in the development and education of their children and to inform parents and guardians about what constitutes a high-quality childcare center and how different centers compare in terms of data.

EDUCATIONAL FACILITIES AND IMPROVEMENT DISTRICT

In December 2024, voters within the Washington Parish Educational Facilities Improvement District approved a one cent sales tax for the purpose of providing additional compensation to employees of the Washington Parish School System. The tax went into effect April 2025.

STUDENT ACTIVITY

The student activity fund accounts for monies generated by the schools and organizations within the schools of the parish. While these accounts are under the supervision of the School Board, they belong to the individual school or their student bodies and are not available for use by the School Board.

NONMAJOR CAPITAL PROJECTS FUND

TAX DISTRICT #4

The Tax District #4 capital projects fund accumulates monies for construction and improvements from proceeds of a special property tax levy. As a capital projects fund, a budget is not required.

Wesley Ray Elementary School



**Washington Parish School Board
Franklinton, Louisiana**

Nonmajor Special Revenue Funds
Combining Balance Sheet
June 30, 2025

												BJA Preventing School Violence Grant	USDA Grant	Comprehensive Literacy State Development Grant	SPED Camera Grant	Coronavirus Grants	Title III Immigrant	Family Engagement and Leadership Planning	Educational Facilities Improvement District	Student Activity	Total	
	ESSA Title II	SSAE Title IVA	IDEA Special Education	Special Federal	Angie School District	Summer Feeding Program	Supper Program	REAP Federal	School Redesign	Ready Start Network	Guides Grant											
Assets:																						
Cash and cash equivalents	\$ 56,332	\$ 2,925	\$ 67,312	\$ -	\$ 148,350	\$ 45,360	\$ 603,491	\$ 2,652	\$ -	\$ -	\$ -	\$ -	\$ -	\$ 302	\$ 30,460	\$ 11,564	\$ -	\$ -	\$ 511,495	\$ 1,938,674	\$ 3,418,917	
Receivables	54,147	2,425	202,827	25,442	202	-	-	13,090	44,651	25,061	-	-	-	15,623	-	-	-	-	317,490	-	700,958	
Interfund receivables	-	-	-	91	-	-	-	-	-	-	-	-	-	-	9,167	-	-	-	-	-	9,258	
Inventory, at cost	-	-	-	-	-	56,462	-	-	-	-	-	-	-	-	-	-	-	-	-	-	56,462	
Total assets	<u>\$ 110,479</u>	<u>\$ 5,350</u>	<u>\$ 270,139</u>	<u>25,533</u>	<u>148,552</u>	<u>101,822</u>	<u>603,491</u>	<u>15,742</u>	<u>44,651</u>	<u>25,061</u>	<u>-</u>	<u>-</u>	<u>-</u>	<u>15,925</u>	<u>39,627</u>	<u>11,564</u>	<u>-</u>	<u>-</u>	<u>828,985</u>	<u>1,938,674</u>	<u>\$ 4,185,595</u>	
Liabilities:																						
Accounts, salaries, and other payables	738	463	61,792	725	-	5	-	3,451	17,507	-	-	-	-	3,350	-	220	-	-	-	-	\$ 88,251	
Unearned revenues	5,550	-	-	-	-	4,551	-	-	904	-	-	-	-	-	39,627	-	-	-	-	-	50,632	
Interfund payables	104,191	4,887	208,347	24,808	-	-	-	12,291	26,240	25,061	-	-	-	12,575	-	11,344	-	-	-	-	429,744	
Total liabilities	<u>110,479</u>	<u>5,350</u>	<u>270,139</u>	<u>25,533</u>	<u>-</u>	<u>4,556</u>	<u>-</u>	<u>15,742</u>	<u>44,651</u>	<u>25,061</u>	<u>-</u>	<u>-</u>	<u>-</u>	<u>15,925</u>	<u>39,627</u>	<u>11,564</u>	<u>-</u>	<u>-</u>	<u>-</u>	<u>-</u>	<u>568,627</u>	
Fund Balance:																						
Fund balances:																						
Nonspendable	-	-	-	-	-	56,462	-	-	-	-	-	-	-	-	-	-	-	-	-	-	56,462	
Restricted																						
Restricted for personnel costs	-	-	-	-	-	-	-	-	-	-	-	-	-	-	-	-	-	-	828,985	-	828,985	
Restricted for school food service	-	-	-	-	-	40,804	603,491	-	-	-	-	-	-	-	-	-	-	-	-	-	644,295	
Restricted for student activities	-	-	-	-	-	-	-	-	-	-	-	-	-	-	-	-	-	-	-	1,938,674	1,938,674	
Restricted for maintenance	-	-	-	-	148,552	-	-	-	-	-	-	-	-	-	-	-	-	-	-	-	148,552	
Total fund balance	<u>-</u>	<u>-</u>	<u>-</u>	<u>-</u>	<u>148,552</u>	<u>97,266</u>	<u>603,491</u>	<u>-</u>	<u>-</u>	<u>-</u>	<u>-</u>	<u>-</u>	<u>-</u>	<u>-</u>	<u>-</u>	<u>-</u>	<u>-</u>	<u>-</u>	<u>-</u>	<u>828,985</u>	<u>1,938,674</u>	<u>3,616,968</u>
Total liabilities and fund balance	<u>\$ 110,479</u>	<u>\$ 5,350</u>	<u>\$ 270,139</u>	<u>\$ 25,533</u>	<u>\$ 148,552</u>	<u>\$ 101,822</u>	<u>\$ 603,491</u>	<u>\$ 15,742</u>	<u>\$ 44,651</u>	<u>\$ 25,061</u>	<u>\$ -</u>	<u>\$ -</u>	<u>\$ -</u>	<u>\$ 15,925</u>	<u>\$ 39,627</u>	<u>\$ 11,564</u>	<u>\$ -</u>	<u>\$ -</u>	<u>\$ 828,985</u>	<u>\$ 1,938,674</u>	<u>\$ 4,185,595</u>	

WASHINGTON PARISH SCHOOL BOARD
Franklinton, Louisiana

Nonmajor Special Revenue Funds
Combining Statement of Revenues, Expenditures, and Changes in Fund Balances

For the year ended June 30, 2025

	ESSA Title II	SSAE Title IVA	IDEA Special Education	Special Federal	Angie School District	Summer Feeding Program	Supper Program	REAP Federal	School Redesign	Ready Start Network	Guides Grant	BJA Preventing School Violence Grant	USDA Grant	Comprehensive Literacy State Development Grant	SPED Camera Grant	Coronavirus Grants	Title III Immigrant	Family Engagement and Leadership Planning	Educational Facilities Improvement District	Student Activity	Total
Revenues:																					
Local sources:																					
Ad valorem taxes	\$ -	\$ -	\$ -	\$ -	\$ 48,275	\$ -	\$ -	\$ -	\$ -	\$ -	\$ -	\$ -	\$ -	\$ -	\$ -	\$ -	\$ -	\$ -	\$ -	\$ -	\$ 48,275
Sales and use tax	-	-	-	-	-	-	-	-	-	-	-	-	-	-	-	-	-	-	837,077	-	837,077
Interest earnings	-	-	-	-	4,712	-	-	-	-	-	-	-	681	-	-	-	-	-	749	-	6,142
Food services	-	-	-	-	-	11	-	-	-	-	-	-	-	-	-	-	-	-	-	-	11
Student activity fees	-	-	-	-	-	-	-	-	-	-	-	-	-	-	-	-	-	-	-	2,943,964	2,943,964
State sources:																					
Other	-	-	-	-	2,306	-	-	-	-	-	-	-	-	-	6,796	-	-	-	-	-	9,102
Federal sources:																					
Restricted grants-in-aid	332,684	20,913	1,611,884	231,881	-	22,007	173,058	187,345	274,070	100,000	50,000	85,834	-	185,000	-	2,830,675	1,636	100,000	-	-	6,206,987
Other - commodities	-	-	-	-	-	15,363	6,950	-	-	-	-	-	-	-	-	-	-	-	-	-	22,313
Total revenues	332,684	20,913	1,611,884	231,881	55,293	37,381	180,008	187,345	274,070	100,000	50,000	85,834	681	185,000	6,796	2,830,675	1,636	100,000	837,826	2,943,964	10,073,871
Expenditures:																					
Instruction:																					
Regular programs	-	-	159,438	-	-	-	-	-	-	-	-	-	-	-	-	1,372,665	-	-	-	-	1,532,103
Special education programs	-	-	92,432	12,897	-	-	-	-	122,236	-	-	-	-	-	-	-	-	-	-	-	227,565
Other education programs	-	7,025	-	201,681	-	-	-	136,716	-	25,869	5,779	-	-	-	6,399	63,862	494	75,019	-	2,911,249	3,434,093
Support services:																					
Student services	-	-	639,201	-	-	-	-	-	-	-	-	-	-	-	-	26,502	-	-	-	-	665,703
Instructional staff support	312,722	12,636	583,933	11,006	-	-	-	39,362	135,353	68,118	41,905	-	-	173,873	397	696,719	-	19,300	-	-	2,095,324
General administration	-	-	23,959	-	1,652	-	-	-	-	-	-	-	-	-	-	-	-	-	8,814	-	34,425
School administration	-	-	1,580	-	-	-	-	-	-	-	-	-	-	-	-	-	-	-	-	-	1,580
Business services	-	-	-	-	-	-	-	-	-	-	-	-	-	-	-	15,428	-	-	27	-	15,455
Plant services	-	-	8,733	-	32,500	-	-	-	-	-	-	85,834	-	-	-	1,551	-	-	-	-	128,618
Student transportation services	-	-	5,964	700	-	-	-	-	-	-	-	-	-	-	-	2,330	-	-	-	-	8,994
Food services	-	-	-	-	-	46,565	121,699	-	-	-	-	-	-	-	-	-	-	-	-	-	168,264
Community service programs	-	-	-	-	-	-	-	-	-	-	-	-	-	-	-	-	1,044	-	-	-	1,044
Capital outlays	-	-	-	-	8,300	-	9,691	-	-	-	-	-	-	-	-	310,396	-	-	-	-	328,387
Total expenditures	312,722	19,661	1,515,240	226,284	42,452	46,565	131,390	176,078	257,589	93,987	47,684	85,834	-	173,873	6,796	2,489,453	1,538	94,319	8,841	2,911,249	8,641,555
Excess of revenues over (under) expenditures	19,962	1,252	96,644	5,597	12,841	(9,184)	48,618	11,267	16,481	6,013	2,316	-	681	11,127	-	341,222	98	5,681	828,985	32,715	1,432,316
Other financing sources and uses:																					
Transfers out	(19,962)	(1,252)	(96,644)	(5,597)	-	-	-	(11,267)	(16,481)	(6,013)	(2,316)	-	(3,047)	(11,127)	-	(239,724)	(98)	(5,681)	-	-	(419,209)
Total other financing sources and uses	(19,962)	(1,252)	(96,644)	(5,597)	-	-	-	(11,267)	(16,481)	(6,013)	(2,316)	-	(3,047)	(11,127)	-	(239,724)	(98)	(5,681)	-	-	(419,209)
Net change in fund balances	-	-	-	-	12,841	(9,184)	48,618	-	-	-	-	-	(2,366)	-	-	101,498	-	-	828,985	32,715	1,013,107
Fund balances at beginning of year, as previously presented	-	-	-	-	135,711	106,450	554,873	-	-	-	-	-	2,366	-	-	-	-	-	-	1,905,959	2,705,359
Change within financial reporting entity (major to nonmajor fund)	-	-	-	-	-	-	-	-	-	-	-	-	-	-	-	(101,498)	-	-	-	-	(101,498)
Fund balances at beginning of year, as restated	-	-	-	-	135,711	106,450	554,873	-	-	-	-	-	2,366	-	-	(101,498)	-	-	-	1,905,959	2,603,861
Fund balances at end of year	\$ -	\$ -	\$ -	\$ -	\$ 148,552	\$ 97,266	\$ 603,491	\$ -	\$ -	\$ -	\$ -	\$ -	\$ -	\$ -	\$ -	\$ -	\$ -	\$ -	\$ 828,985	\$ 1,938,674	\$ 3,616,968

WASHINGTON PARISH SCHOOL BOARD
Franklinton, Louisiana

ESSA Title II
Schedule of Revenues, Expenditures and Changes in Fund Balance - Budget and Actual

For the year ended June 30, 2025

	Budgeted Amounts			Variance from Budget
	Original	Final	Actual	
Revenues:				
Federal sources:				
Restricted grants-in-aid	\$ 285,432	\$ 411,096	\$ 332,684	\$ (78,412)
Total revenues	285,432	411,096	332,684	(78,412)
Expenditures:				
Current:				
Support services:				
Instructional staff support	268,141	368,374	312,722	55,652
Total expenditures	268,141	368,374	312,722	55,652
Excess of revenues over (under) expenditures	17,291	42,722	19,962	(22,760)
Other financing uses:				
Transfers out	(17,291)	(24,722)	(19,962)	4,760
Total other financing uses	(17,291)	(24,722)	(19,962)	4,760
Net change in fund balance	-	18,000	-	(18,000)
Fund balances at beginning of year	-	-	-	-
Fund balances at end of year	\$ -	\$ 18,000	\$ -	\$ (18,000)

WASHINGTON PARISH SCHOOL BOARD
Franklinton, Louisiana

SSAE Title IVA
Schedule of Revenues, Expenditures and Changes in Fund Balance - Budget and Actual

For the year ended June 30, 2025

	Budgeted Amounts			Variance from Budget
	Original	Final	Actual	
Revenues:				
Federal sources:				
Restricted grants-in-aid	\$ 29,999	\$ 29,999	\$ 20,913	\$ (9,086)
Total revenues	29,999	29,999	20,913	(9,086)
Expenditures:				
Current:				
Instruction - other education program	14,985	15,018	7,025	7,960
Support services:				
Instructional staff support	13,155	13,185	12,636	519
Total expenditures	28,140	28,203	19,661	8,479
Excess of revenues over (under) expenditures	1,859	1,796	1,252	(607)
Other financing uses:				
Transfers out	(1,859)	(1,796)	(1,252)	607
Total other financing uses	(1,859)	(1,796)	(1,252)	607
Net change in fund balance	-	-	-	-
Fund balances at beginning of year	-	-	-	-
Fund balances at end of year	\$ -	\$ -	\$ -	\$ -

WASHINGTON PARISH SCHOOL BOARD
Franklinton, Louisiana

IDEA Special Education
Schedule of Revenues, Expenditures and Changes in Fund Balance - Budget and Actual

For the year ended June 30, 2025

	Budgeted Amounts			Variance from Budget
	Original	Final	Actual	
Revenues:				
Federal sources:				
Restricted grants-in-aid	\$ 1,401,808	\$ 1,737,590	\$ 1,611,884	\$ (125,706)
Total revenues	1,401,808	1,737,590	1,611,884	(125,706)
Expenditures:				
Current:				
Instruction				
Regular programs	154,193	169,820	159,438	10,382
Special education programs	64,895	151,217	92,432	58,785
Other educational programs	3,834	7,240	-	7,240
Support services:				
Student services	427,184	581,515	639,201	(57,686)
Instructional staff support	613,502	666,528	583,933	82,595
General administration	36,120	40,500	23,959	16,541
School administration	-	-	1,580	(1,580)
Plant services	9,120	9,700	8,733	967
Student transportation services	6,089	6,549	5,964	585
Total expenditures	1,314,937	1,633,069	1,515,240	117,829
Excess of revenues over (under) expenditures	86,871	104,521	96,644	(7,877)
Other financing uses:				
Transfers out	(86,871)	(104,521)	(96,644)	7,877
Total other financing uses	(86,871)	(104,521)	(96,644)	7,877
Net change in fund balance	-	-	-	-
Fund balances at beginning of year	-	-	-	-
Fund balances at end of year	\$ -	\$ -	\$ -	\$ -

WASHINGTON PARISH SCHOOL BOARD
Franklinton, Louisiana

Special Federal
Schedule of Revenues, Expenditures and Changes in Fund Balance - Budget and Actual

For the year ended June 30, 2025

	Budgeted Amounts			Variance from Budget
	Original	Final	Actual	
Revenues:				
Federal sources:				
Restricted grants-in-aid	\$ 161,175	\$ 178,167	\$ 231,881	\$ 53,714
Total revenues	161,175	178,167	231,881	53,714
Expenditures:				
Current:				
Instruction				
Special education	-	-	12,897	(12,897)
Other education program	146,721	160,863	201,681	(40,818)
Support services				
Instructional staff support	8,854	11,704	11,006	698
Student services	-	-	700	(700)
Total expenditures	155,575	172,567	226,284	(53,717)
Excess of revenues over (under) expenditures	5,600	5,600	5,597	(3)
Other financing uses:				
Transfers out	(5,600)	(5,600)	(5,597)	3
Total other financing uses	(5,600)	(5,600)	(5,597)	3
Net change in fund balance	-	-	-	-
Fund balances at beginning of year	-	-	-	-
Fund balances at end of year	\$ -	\$ -	\$ -	\$ -

WASHINGTON PARISH SCHOOL BOARD
Franklinton, Louisiana

Angie School District
Schedule of Revenues, Expenditures and Changes in Fund Balance - Budget and Actual

For the year ended June 30, 2025

	Budgeted Amounts			Variance from Budget
	Original	Final	Actual	
Revenues:				
Local sources:				
Ad valorem taxes	\$ 43,000	\$ 43,000	\$ 48,275	\$ 5,275
Interest earnings	8,000	8,000	4,712	(3,288)
State sources:				
Other	2,400	2,400	2,306	(94)
Total revenues	53,400	53,400	55,293	1,893
Expenditures:				
Current:				
Support services:				
General administration	1,500	1,500	1,652	(152)
School administration	-	-	-	-
Plant services	187,597	187,597	32,500	155,097
Capital outlays	-	-	8,300	(8,300)
Total expenditures	189,097	189,097	42,452	146,645
Net change in fund balance	(135,697)	(135,697)	12,841	148,538
Fund balances at beginning of year	135,697	135,697	135,711	14
Fund balances at end of year	\$ -	\$ -	\$ 148,552	\$ 148,552

WASHINGTON PARISH SCHOOL BOARD
Franklinton, Louisiana

Summer Feeding Program
Schedule of Revenues, Expenditures and Changes in Fund Balance - Budget and Actual

For the year ended June 30, 2025

	Budgeted Amounts Original and Final	Actual	Variance from Budget
Revenues:			
Local sources:			
Food services	\$ 200	\$ 11	\$ (189)
Federal sources:			
Restricted grants-in-aid	80,000	22,007	(57,993)
Other - commodities	-	15,363	15,363
	<u>80,200</u>	<u>37,381</u>	<u>(42,819)</u>
Total revenues			
Expenditures:			
Current:			
Support services:			
Food services	79,100	46,565	32,535
	<u>79,100</u>	<u>46,565</u>	<u>32,535</u>
Total expenditures			
	<u>79,100</u>	<u>46,565</u>	<u>32,535</u>
Net change in fund balance	1,100	(9,184)	(10,284)
Fund balances at beginning of year	106,450	106,450	-
Fund balances at end of year	<u>\$ 107,550</u>	<u>\$ 97,266</u>	<u>\$ (10,284)</u>

WASHINGTON PARISH SCHOOL BOARD
Franklinton, Louisiana

Supper Program
Schedule of Revenues, Expenditures and Changes in Fund Balance - Budget and Actual

For the year ended June 30, 2025

	Budgeted Amounts Original and Final	Actual	Variance from Budget
Revenues:			
Federal sources:			
Restricted grants-in-aid	\$ 147,500	\$ 173,058	\$ 25,558
Other - commodities	-	6,950	6,950
Total revenues	<u>147,500</u>	<u>180,008</u>	<u>32,508</u>
Expenditures:			
Current:			
Support services:			
Food services	<u>127,500</u>	<u>121,699</u>	<u>5,801</u>
Total expenditures	<u>127,500</u>	<u>121,699</u>	<u>5,801</u>
Net change in fund balance	20,000	58,309	38,309
Fund balances at beginning of year	<u>554,873</u>	<u>554,873</u>	<u>-</u>
Fund balances at end of year	<u><u>\$ 574,873</u></u>	<u><u>\$ 613,182</u></u>	<u><u>\$ 38,309</u></u>

WASHINGTON PARISH SCHOOL BOARD
Franklinton, Louisiana

REAP Federal
Schedule of Revenues, Expenditures and Changes in Fund Balance - Budget and Actual

For the year ended June 30, 2025

	Budgeted Amounts			Variance from Budget
	Original	Final	Actual	
Revenues:				
Federal sources:				
Restricted grants-in-aid	\$ 28,953	\$ 195,698	\$ 187,345	\$ (8,353)
Total revenues	28,953	195,698	187,345	(8,353)
Expenditures:				
Current:				
Instruction:				
Other education program	27,040	132,260	136,716	(4,456)
Support services:				
Instructional staff support	-	51,669	39,362	12,307
Total expenditures	27,040	183,929	176,078	7,851
Excess of revenues over (under) expenditures	1,913	11,769	11,267	(502)
Other financing uses:				
Transfers out	(1,913)	(11,769)	(11,267)	502
Total other financing uses	(1,913)	(11,769)	(11,267)	502
Net change in fund balance	-	-	-	-
Fund balances at beginning of year	-	-	-	-
Fund balances at end of year	\$ -	\$ -	\$ -	\$ -

WASHINGTON PARISH SCHOOL BOARD
Franklinton, Louisiana

School Redesign
Schedule of Revenues, Expenditures and Changes in Fund Balance - Budget and Actual

For the year ended June 30, 2025

	Budgeted Amounts			Variance from Budget
	Original	Final	Actual	
Revenues:				
Federal sources:				
Restricted grants-in-aid	\$ 298,553	\$ 320,813	\$ 274,070	\$ (46,743)
Total revenues	298,553	320,813	274,070	(46,743)
Expenditures:				
Current:				
Instruction:				
Special education program	-	-	122,236	(122,236)
Support services:				
Instructional staff support	280,052	301,520	135,353	166,167
Total expenditures	280,052	301,520	257,589	43,931
Excess of revenues over (under) expenditures	18,501	19,293	16,481	(2,812)
Other financing uses:				
Transfers out	(18,501)	(19,293)	(16,481)	2,812
Total other financing uses	(18,501)	(19,293)	(16,481)	2,812
Net change in fund balance	-	-	-	-
Fund balances at beginning of year	-	-	-	-
Fund balances at end of year	\$ -	\$ -	\$ -	\$ -

WASHINGTON PARISH SCHOOL BOARD
Franklinton, Louisiana

Ready Start Network
Schedule of Revenues, Expenditures and Changes in Fund Balance - Budget and Actual

For the year ended June 30, 2025

	Budgeted Amounts			Variance from Budget
	Original	Final	Actual	
Revenues:				
Federal sources:				
Restricted grants-in-aid	\$ 100,000	\$ 100,000	\$ 100,000	\$ -
Total revenues	100,000	100,000	100,000	-
Expenditures:				
Current:				
Instruction:				
Other education programs	34,184	25,865	25,869	(4)
Support services:				
Instructional staff support	59,802	68,121	68,118	3
Total expenditures	93,986	93,986	93,987	(1)
Excess of revenues over (under) expenditures	6,014	6,014	6,013	(1)
Other financing uses:				
Transfers out	(6,014)	(6,014)	(6,013)	1
Total other financing uses	(6,014)	(6,014)	(6,013)	1
Net change in fund balance	-	-	-	-
Fund balances at beginning of year	-	-	-	-
Fund balances at end of year	\$ -	\$ -	\$ -	\$ -

WASHINGTON PARISH SCHOOL BOARD
Franklinton, Louisiana

Guides Grant

Schedule of Revenues, Expenditures and Changes in Fund Balance - Budget and Actual

For the year ended June 30, 2025

	Budgeted Amounts			Variance from Budget
	Original	Final	Actual	
Revenues:				
Federal sources:				
Restricted grants-in-aid	\$ 50,000	\$ 50,000	\$ 50,000	\$ -
Total revenues	50,000	50,000	50,000	-
Expenditures:				
Current:				
Instruction:				
Other education programs	6,700	5,760	5,779	(19)
Support services:				
Instructional staff support	40,293	41,233	41,905	(672)
Total expenditures	46,993	46,993	47,684	(691)
Excess of revenues over (under) expenditures	3,007	3,007	2,316	(691)
Other financing uses:				
Transfers out	(3,007)	(3,007)	(2,316)	691
Total other financing uses	(3,007)	(3,007)	(2,316)	691
Net change in fund balance	-	-	-	-
Fund balances at beginning of year	-	-	-	-
Fund balances at end of year	\$ -	\$ -	\$ -	\$ -

WASHINGTON PARISH SCHOOL BOARD
Franklinton, Louisiana

BJA Preventing School Violence Grant
Schedule of Revenues, Expenditures and Changes in Fund Balance - Budget and Actual

For the year ended June 30, 2025

	Budgeted Amounts Original and Final	Actual	Variance from Budget
Revenues:			
Federal sources:			
Restricted grants-in-aid	\$ 85,835	\$ 85,834	\$ (1)
Total revenues	85,835	85,834	(1)
Expenditures:			
Current:			
Support services:			
Plant services	85,835	85,834	1
Total expenditures	85,835	85,834	1
Net change in fund balance	-	-	-
Fund balances at beginning of year	-	-	-
Fund balances at end of year	\$ -	\$ -	\$ -

WASHINGTON PARISH SCHOOL BOARD
Franklinton, Louisiana

USDA Grant

Schedule of Revenues, Expenditures and Changes in Fund Balance - Budget and Actual

For the year ended June 30, 2025

	Budgeted Amounts Original and Final	Actual	Variance from Budget
Revenues:			
Local sources:			
Interest earnings	\$ -	\$ 681	\$ 681
Total revenues	-	681	681
Expenditures:			
Current:			
Instruction:			
Special education programs	-	-	-
Total expenditures	-	-	-
Net change in fund balance	-	681	681
Fund balances at beginning of year	2,366	2,366	-
Fund balances at end of year	\$ 2,366	\$ 3,047	\$ 681

WASHINGTON PARISH SCHOOL BOARD
Franklinton, Louisiana

Comprehensive State Literacy Development Grant
Schedule of Revenues, Expenditures and Changes in Fund Balance - Budget and Actual

For the year ended June 30, 2025

	Budgeted Amounts			Variance from Budget
	Original	Final	Actual	
Revenues:				
Federal sources:				
Restricted grants-in-aid	\$ 185,000	\$ 185,000	\$ 185,000	\$ -
Total revenues	185,000	185,000	185,000	-
Expenditures:				
Current:				
Support services				
Instructional staff support	173,535	173,874	173,873	1
Total expenditures	173,535	173,874	173,873	1
Excess of revenues over (under) expenditures	11,465	11,126	11,127	1
Other financing uses:				
Transfers out	(11,465)	(11,126)	(11,127)	(1)
Total other financing sources	(11,465)	(11,126)	(11,127)	(1)
Net change in fund balance	-	-	-	-
Fund balances at beginning of year	-	-	-	-
Fund balances at end of year	\$ -	\$ -	\$ -	\$ -

WASHINGTON PARISH SCHOOL BOARD
Franklinton, Louisiana

SPED Camera Grant
Schedule of Revenues, Expenditures and Changes in Fund Balance - Budget and Actual

For the year ended June 30, 2025

	Budgeted Amounts Original and Final	Actual	Variance from Budget
Revenues:			
State ources			
Other	\$ 41,834	\$ 6,796	\$ (35,038)
Total revenues	<u>41,834</u>	<u>6,796</u>	<u>(35,038)</u>
Expenditures:			
Current:			
Instruction:			
Special education programs	35,464	-	35,464
Other educational programs	-	6,399	(6,399)
Support services			
Instructional staff support	<u>6,370</u>	<u>397</u>	<u>5,973</u>
Total expenditures	<u>41,834</u>	<u>6,796</u>	<u>35,038</u>
Net change in fund balance	<u>-</u>	<u>-</u>	<u>-</u>
Fund balances at beginning of year	<u>-</u>	<u>-</u>	<u>-</u>
Fund balances at end of year	<u><u>\$ -</u></u>	<u><u>\$ -</u></u>	<u><u>\$ -</u></u>

WASHINGTON PARISH SCHOOL BOARD
Franklinton, Louisiana

Coronavirus Grants
Schedule of Revenues, Expenditures and Changes in Fund Balance - Budget and Actual

For the year ended June 30, 2025

	Budgeted Amounts			Variance from Budget
	Original	Final	Actual	
Revenues:				
Federal sources:				
Restricted grants-in-aid	\$ 2,830,674	\$ 2,830,674	\$ 2,830,675	\$ 1
Total revenues	2,830,674	2,830,674	2,830,675	1
Expenditures:				
Current:				
Instruction:				
Regular programs	606,684	1,030,894	1,372,665	(341,771)
Other educational programs	65,593	63,862	63,862	-
Support services				
Student services	92,541	26,502	26,502	-
Instructional staff support	714,309	664,359	696,719	(32,360)
School administration	2,234	1,659	-	1,659
Business services	15,062	15,428	15,428	-
Student transportation services	75,658	2,330	2,330	-
Plant services	794,128	478,775	1,551	477,224
Capital Outlay	288,206	307,234	310,396	(3,162)
Total expenditures	2,654,415	2,591,043	2,489,453	101,590
Excess of revenues over (under) expenditures	176,259	239,631	341,222	101,591
Other financing uses:				
Transfers out	(176,259)	(239,631)	(239,724)	(93)
Total other financing sources	(176,259)	(239,631)	(239,724)	(93)
Net change in fund balance	-	-	101,498	101,498
Fund balances at beginning of year	-	-	(101,498)	(101,498)
Fund balances at end of year	\$ -	\$ -	\$ -	\$ -

WASHINGTON PARISH SCHOOL BOARD
Franklinton, Louisiana

Title III Immigrant
Schedule of Revenues, Expenditures and Changes in Fund Balance - Budget and Actual

For the year ended June 30, 2025

	Budgeted Amounts Original and Final	Actual	Variance from Budget
Revenues:			
Federal sources:			
Restricted grants-in-aid	\$ 9,720	\$ 1,636	\$ (8,084)
Total revenues	9,720	1,636	(8,084)
Expenditures:			
Current:			
Instruction:			
Other education program	1,250	494	756
Support services:			
Instructional staff support	4,500	-	4,500
Community service program	3,385	1,044	2,341
Total expenditures	9,135	1,538	7,597
Excess of revenues over (under) expenditures	585	98	(487)
Other financing uses:			
Transfers out	(585)	(98)	487
Total other financing uses	(585)	(98)	487
Net change in fund balance	-	-	-
Fund balances at beginning of year	-	-	-
Fund balances at end of year	\$ -	\$ -	\$ -

WASHINGTON PARISH SCHOOL BOARD
Franklinton, Louisiana

Family Engagement and Leadership Planning
Schedule of Revenues, Expenditures and Changes in Fund Balance - Budget and Actual

For the year ended June 30, 2025

	Budgeted Amounts Original and Final	Actual	Variance from Budget
Revenues:			
Federal sources:			
Restricted grants-in-aid	\$ 100,000	\$ 100,000	\$ -
Total revenues	100,000	100,000	-
Expenditures:			
Current:			
Instruction:			
Other educational programs	72,986	75,019	(2,033)
Support services			
Instructional staff support	21,000	19,300	1,700
Total expenditures	93,986	94,319	(333)
Excess of revenues over expenditures	6,014	5,681	(333)
Other financing uses:			
Transfers out	(6,014)	(5,681)	333
Total other financing sources	(6,014)	(5,681)	333
Net change in fund balance	-	-	-
Fund balances at beginning of year	-	-	-
Fund balances at end of year	\$ -	\$ -	\$ -

WASHINGTON PARISH SCHOOL BOARD
Franklinton, Louisiana

Educational Facilities Improvement District
Schedule of Revenues, Expenditures and Changes in Fund Balance - Budget and Actual

For the year ended June 30, 2025

	Budgeted Amounts Original and Final	Actual	Variance from Budget
Revenues:			
Local sources:			
Sales and use tax	\$ -	\$ 837,077	\$ 837,077
Interest earned	-	749	749
Total revenues	-	837,826	837,826
Expenditures:			
Current:			
Support services			
General administration	-	8,814	(8,814)
Business services	-	27	(27)
Total expenditures	-	8,841	(8,841)
Excess of revenues over expenditures	-	828,985	828,985
Other financing uses:			
Transfers out	-	(5,681)	(5,681)
Total other financing sources	-	(5,681)	(5,681)
Net change in fund balance	-	823,304	823,304
Fund balances at beginning of year	-	-	-
Fund balances at end of year	\$ -	\$ 823,304	\$ 823,304

WASHINGTON PARISH SCHOOL BOARD
Franklinton, Louisiana

Student Activity Fund*
Schedule of Revenues, Expenditures and Changes in Fund Balance - Budget and Actual

For the year ended June 30, 2025

	Budgeted Amounts Original and Final	Actual	Variance from Budget
Revenues:			
Local sources:			
Student activity fees	\$ -	\$ 2,943,964	\$ 2,943,964
Total revenues	-	2,943,964	2,943,964
Expenditures:			
Support services:			
Other educational programs	-	2,911,249	(2,911,249)
Total expenditures	-	2,911,249	(2,911,249)
Net change in fund balance	-	32,715	32,715
Fund balances at beginning of year	-	1,905,959	1,905,959
Fund balances at end of year	\$ -	\$ 1,938,674	\$ 1,938,674

* Revised Statute 17:414.3: Budgets for student activities apply only at the individual school level.

SCHEDULES OF COMPENSATION PAID TO SCHOOL BOARD MEMBERS AND AGENCY HEAD

The Schedule of Compensation Paid to School Board Members is presented in compliance with House Concurrent Resolution No. 54 of the 1979 Session of the Louisiana Legislature. Compensation of the School Board members is included in the general administrative expenditures of the General Fund. In accordance with Louisiana Revised Statute 17:56, the School Board members have elected the monthly payment method of compensation. Under this method, each member of the School Board receives \$800 per month, and the president receives \$900 per month for performing the duties of his or her office. The Schedule of Compensation, Benefits, and Other Payment to Agency Head is presented in accordance with Act 706 of the 2014 Session of the Louisiana Legislature.



Pine High School



WASHINGTON PARISH SCHOOL BOARD
Franklinton, Louisiana

Other Supplementary Information

Schedule of Compensation Paid to Board Members

For the year ended June 30, 2025

Robert W. Boone	\$ 9,600
Rev. Bruce L. Brown, Sr.	9,600
Frankie Crosby	3,200
Kendall Mckenzie	9,600
Leslie McKinley	10,800
Keith Giles	9,600
Marsha Newman	4,800
David Pettit	9,600
Scott Breland	9,600
Amanda Dillon	1,600
Tricia Crosby	4,258
Chad Dorsett	4,800
	<hr/>
	\$ 87,058
	<hr/> <hr/>

WASHINGTON PARISH SCHOOL BOARD
Franklinton, Louisiana


Schedule of Compensation, Benefits, and Other
 Payments to Agency Head

For the year ended June 30, 2025

Jennifer Thomas, Washington Parish Superintendent

Purpose	Amount
Salary	\$ 120,000
Stipends	2,700
Benefits-retirement	26,393
Benefits-health insurance	21,159
Benefits - Medicare	1,879
Car allowance	9,600
Conference travel	7,224
Professional dues	750
	<hr/>
Total	\$ 189,705
	<hr/> <hr/>

Varnado High School



WASHINGTON PARISH SCHOOL BOARD
FRANKLINTON, LOUISIANA

STATISTICAL INFORMATION

This section which is comprised of accounting and non-accounting data is presented in order to provide the reader with additional information as an aid to understanding the financial activities of the governmental unit.

<u>Index</u>	<u>Table</u>
Financial Trends Information	
These schedules contain trend information to help the reader understand how the School Board's financial performance and well-being have changed over time.	
Net Position by Component, Last Ten Fiscal Years	1
Changes in Net Position, Last Ten Fiscal Years	2
Fund Balances of Governmental Funds, Last Ten Fiscal Years	3
Changes in Fund Balances of Governmental Funds and Tax Revenues by Source, Last Ten Fiscal Years	4
Revenue Capacity Information	
These schedules contain information to help the reader assess the School Board's most significant local revenue source, the property tax.	
Assessed Value and Actual Value of Taxable Property, Last Ten Fiscal Years	5
Property Tax Rates, All Direct and Overlapping Governments, Last Ten Fiscal Years	6
Principal Property Taxpayers, Current Year and Nine Years Ago	7
Property Tax Levies and Collections, Last Ten Fiscal Years	8
Debt Capacity Information	
These schedules present information to help the reader assess the affordability of the School Board's current levels of outstanding debt and the School Board's ability to issue additional debt in the future.	
Schedule of Outstanding Debt	9
Ratio of Net General Obligation Debt to Assessed Value and Net Bonded Debt per Capita and per Student, Last Ten Fiscal Years	10
Computation of Direct and Overlapping Debt	11
Computation of Legal Debt Margin, Last Ten Tax Years	12
Demographic and Economic Information	
These schedules offer demographic and economic indicators to help the reader understand the environment with which the School Board's financial activities take place.	
Demographic Statistics, Last Ten Fiscal Years	13
Principal Employers, Current Year and Nine Years Ago	14

WASHINGTON PARISH SCHOOL BOARD
Franklinton, Louisiana

Table 1

NET POSITION BY COMPONENT
LAST TEN FISCAL YEARS
(accrual basis of accounting)
(Unaudited)

	Fiscal Year									
	2025	2024	2023	2022	2021	2020	2019	2018	2017	2016
Governmental activities										
Net investment in capital assets	\$ 29,898,727	\$ 30,806,064	\$ 27,747,207	\$ 25,708,311	\$ 25,009,059	\$ 24,846,678	\$ 24,791,699	\$ 24,169,283	\$ 23,591,767	\$ 23,525,993
Restricted	\$ 4,129,615	3,573,430	3,538,358	3,441,017	2,560,877	1,555,059	1,919,841	1,971,489	2,267,054	2,394,940
Unrestricted	<u>\$ (123,857,518)</u>	<u>(121,732,579)</u>	<u>(117,841,084)</u>	<u>(107,643,258)</u>	<u>(110,431,269)</u>	<u>(108,269,502)</u>	<u>(106,265,578)</u>	<u>(108,166,074)</u>	<u>(71,834,067)</u>	<u>(71,433,723)</u>
Total governmental activities net position	<u>\$ (89,829,176)</u>	<u>\$ (87,353,085)</u>	<u>\$ (86,555,519)</u>	<u>\$ (78,493,930)</u>	<u>\$ (82,861,333)</u>	<u>\$ (81,867,765)</u>	<u>\$ (79,554,038)</u>	<u>\$ (82,025,302) ^</u>	<u>\$ (45,975,246)</u>	<u>\$ (45,512,790)</u>

^ GASB Statement No. 75 was implemented during the year ended June 30, 2018. The net impact of the implementation of GASB No. 75 to beginning net position was a decrease of \$41,234,144 as of June 30, 2017.

> The net position presents as previously reported without restatements.

Source: Audited Annual Comprehensive Financial Reports - Information available for ten years

WASHINGTON PARISH SCHOOL BOARD
Franklinton, Louisiana

Table 2

CHANGES IN NET POSITION
LAST TEN FISCAL YEARS
(accrual basis of accounting)
(Unaudited)

	Fiscal Year Ended June 30,									
	2025	2024	2023	2022	2021	2020	2019	2018	2017	2016
Expenses:										
Instruction:										
Regular programs	\$ 21,548,147	\$ 21,970,440	\$ 22,710,768	\$ 19,223,601	\$ 21,555,417	\$ 19,230,936	\$ 17,004,006	\$ 16,682,345	\$ 18,069,308	\$ 16,856,417
Special programs	7,185,919	6,719,166	7,073,708	5,479,774	6,219,313	6,195,734	7,770,884	7,448,634	8,006,079	7,806,563
Other education programs	10,104,797	11,674,986	11,387,016	9,060,388	8,544,014	5,020,749	2,457,873	2,334,264	2,866,793	2,352,152
Support services:										
Student services	4,625,260	4,837,059	4,962,811	3,558,705	3,684,482	3,528,062	3,083,167	2,816,058	3,350,771	2,769,069
Instructional staff services	5,477,351	5,765,296	6,025,035	5,020,679	4,278,222	4,345,095	3,699,897	3,637,140	3,834,318	3,750,246
General administration services	1,942,196	2,295,364	2,128,991	1,660,166	1,898,461	2,989,696	1,605,913	1,812,541	1,285,400	1,639,274
School administration services	4,444,903	4,756,562	4,999,828	3,634,650	4,107,805	3,916,721	3,269,979	3,261,442	3,933,320	3,896,659
Business services	695,020	778,783	804,616	587,055	549,113	541,402	479,287	477,452	522,529	476,939
Plant services	7,229,437	8,735,817	7,961,968	6,649,271	6,059,724	5,752,553	5,746,844	5,374,571	5,392,686	5,597,706
Student transportation services	5,095,686	5,497,780	5,889,816	4,588,628	4,536,026	4,339,599	4,038,250	3,748,484	4,097,525	3,839,344
Central services	212,916	78,364	44,147							
Food services	4,962,640	5,272,536	5,299,217	4,306,836	4,752,399	4,252,460	4,085,206	3,899,454	4,182,873	4,032,597
Community service programs	22,798	42,473	18,876	18,185	21,990	18,905	80,135	24,985	24,025	20,895
Interest on long-term debt	61,926	78,368	92,786	135,512	112,759	140,097	159,988	196,198	232,935	268,443
Total expenses	<u>73,608,996</u>	<u>78,502,994</u>	<u>79,399,583</u>	<u>63,923,450</u>	<u>66,319,725</u>	<u>60,272,009</u>	<u>53,481,429</u>	<u>51,713,568</u>	<u>55,798,562</u>	<u>53,306,304</u>
Program revenues:										
Charges for services	3,105,014	2,926,117	2,816,573	2,462,246	1,849,322	102,346	155,664	150,052	163,713	317,865
Operating grants and contributions	17,159,537	20,643,228	15,743,595	15,817,238	15,464,515	8,519,449	9,249,132	8,676,604	8,650,832	8,417,033
Capital grants and contributions	<u>341,492</u>	<u>4,143,621</u>	<u>1,414,880</u>	<u>669,518</u>	<u>-</u>	<u>-</u>	<u>-</u>	<u>285,672</u>	<u>302,364</u>	<u>195,289</u>
Total program revenues	<u>20,606,043</u>	<u>27,712,966</u>	<u>19,975,048</u>	<u>18,949,002</u>	<u>17,313,837</u>	<u>8,621,795</u>	<u>9,404,796</u>	<u>9,112,328</u>	<u>9,116,909</u>	<u>8,930,187</u>
Net expense	<u>(53,002,953)</u>	<u>(50,790,028)</u>	<u>(59,424,535)</u>	<u>(44,974,448)</u>	<u>(49,005,888)</u>	<u>(51,650,214)</u>	<u>(44,076,633)</u>	<u>(42,601,240)</u>	<u>(46,681,653)</u>	<u>(44,376,117)</u>
General revenues and other changes in net position:										
Taxes:										
Ad valorem taxes	2,636,965	2,525,774	3,404,558	3,502,328	3,384,234	3,215,870	3,091,289	3,229,421	3,345,223	3,282,794
Sales and use taxes	8,617,070	8,399,561	7,498,826	7,163,530	6,531,621	5,096,316	4,883,287	5,096,853	3,857,929	4,674,294
State revenue sharing	158,508	157,752	156,064	158,835	162,082	160,112	158,072	157,422	157,117	151,419
Other state funding sources, including grants	-	-	460,780	1,321,700	4,938	1,243,614	678,691	713,994	1,020,161	955,041
State aid not restricted to specific programs -										
Minimum Foundation Program	37,300,330	36,669,152	38,262,914	36,396,213	36,143,348	37,069,088	35,892,048	37,533,923	36,394,795	36,399,019
Interest and investment earnings	525,243	563,172	348,795	23,610	75,338	269,949	384,283	232,617	93,124	65,646
Gain (loss) on property disposal	-	-	3,101	(2,478)	749	(3,447)	-	-	-	(9,434)
Insurance proceeds	180,312	7,996	68,080	-	38,068	-	-	-	-	-
Miscellaneous	<u>1,108,434</u>	<u>1,669,055</u>	<u>1,159,828</u>	<u>778,113</u>	<u>595,620</u>	<u>2,284,985</u>	<u>926,786</u>	<u>821,099</u>	<u>1,350,848</u>	<u>1,761,415</u>
Total general revenues and other changes in net position	<u>50,526,862</u>	<u>49,992,462</u>	<u>51,362,946</u>	<u>49,341,851</u>	<u>46,935,998</u>	<u>49,336,487</u>	<u>46,014,456</u>	<u>47,785,329</u>	<u>46,219,197</u>	<u>47,280,194</u>
Change in net position	<u>\$ (2,476,091)</u>	<u>\$ (797,566)</u>	<u>\$ (8,061,589)</u>	<u>\$ 4,367,403</u>	<u>\$ (2,069,890)</u>	<u>\$ (2,313,727)</u>	<u>\$ 1,937,823</u>	<u>\$ 5,184,089</u>	<u>\$ (462,456)</u>	<u>\$ 2,904,077</u>

Source: Audited Annual Comprehensive Financial Reports - Information available for ten years

WASHINGTON PARISH SCHOOL BOARD
Franklinton, Louisiana

Table 3

FUND BALANCES OF GOVERNMENTAL FUNDS
 LAST TEN FISCAL YEARS
 (modified accrual basis of accounting)
 (Unaudited)

Fiscal Year	General Fund					All Other Governmental Funds				
	Non-spendable	Committed	Assigned	Unassigned	Total	Non-spendable	Restricted	Committed	Unassigned	Total
2025	\$ 679,995	\$ 5,034,018	\$ 3,274,091	\$ 5,510,099	\$ 14,498,203	\$ 213,540	\$ 4,129,615	\$ -	\$ -	\$ 4,343,155
2024	706,837	4,691,710	2,813,650	6,685,040	14,897,237	247,444	3,446,865	-	(101,498)	3,592,811
2023	625,540	4,320,842	2,776,429	5,780,695	13,503,506	189,302	3,393,443	-	-	3,582,745
2022	451,376	4,251,372	2,779,574	6,020,825	13,503,147	186,230	3,294,242	-	-	3,480,472
2021	375,992	4,003,063	2,756,978	7,875,012	15,011,045	190,105	2,602,757	-	-	2,792,862
2020	338,795	4,008,385	2,756,978	6,121,584	13,225,742	194,462	1,600,543	-	(129,677)	1,665,328
2019	316,043	3,870,130	2,787,801	5,121,225	12,095,199	114,997	1,903,138	-	-	2,018,135
2018	294,744	3,862,107	2,771,735	5,691,687	12,620,273	88,008	2,103,225	-	-	2,191,233
2017	287,476	3,921,543	2,764,834	4,445,432	11,419,285	49,197	2,267,054	159,402	-	2,475,653
2016	314,640	3,888,631	2,754,464	3,142,144	10,099,879	63,896	2,394,940	-	(63,896)	2,394,940

Source: Audited Annual Comprehensive Financial Reports - Information available for ten year

WASHINGTON PARISH SCHOOL BOARD
Franklinton, Louisiana

Table 4

CHANGES IN FUND BALANCES OF GOVERNMENTAL FUNDS AND TAX REVENUES BY SOURCE
 LAST TEN FISCAL YEARS
 (modified accrual basis of accounting)
 (Unaudited)

	Fiscal Year Ended June 30,				
	2025	2024	2023	2022	2021
<u>REVENUES</u>					
Local sources:					
Ad valorem taxes	\$ 2,636,965	\$ 2,525,774	\$ 3,404,558	\$ 3,502,328	\$ 3,384,234
Sales and use taxes	8,617,070	8,399,561	7,498,826	7,163,530	6,531,621
Interest earnings	512,344	548,757	337,818	22,677	72,014
Food services	161,050	96,186	107,093	137,113	161,186
Student activity Fees	2,943,964	2,829,931	2,709,480	2,325,133	1,688,136
Other	1,094,087	1,667,318	1,159,828	778,113	595,620
State sources:					
Minimum Foundation	37,300,330	36,669,152	38,262,914	36,396,213	36,143,348
Other	5,389,896	4,862,698	1,767,112	1,481,802	1,715,799
Federal Sources					
Restricted grants-in-aid	12,059,299	19,618,002	15,735,726	16,197,725	13,638,492
Other - commodities	311,842	362,401	272,481	287,764	277,244
Other financial assistance	-	-	-	-	-
TOTAL REVENUES	71,026,847	77,579,780	71,255,836	68,292,398	64,207,694
<u>EXPENDITURES</u>					
Current:					
Instruction:					
Regular programs	20,876,137	20,720,619	19,748,963	21,158,379	20,433,497
Special programs	6,986,309	6,357,730	6,167,219	6,145,149	5,936,017
Other education programs	9,623,289	10,719,929	9,976,208	7,265,421	7,966,807
Support services:					
Student services	4,480,790	4,548,115	4,336,217	6,094,969	3,505,528
Instructional staff support	5,302,734	5,430,968	5,265,820	5,441,178	4,053,194
General administration services	1,503,949	1,607,025	1,582,401	1,468,298	1,306,545
School administration services	4,450,705	4,609,724	4,471,680	4,163,981	4,013,993
Business services	676,110	736,928	701,761	653,308	526,407
Plant services	5,652,324	6,314,328	5,485,080	5,230,212	4,295,167
Student transportation services	5,087,503	5,129,646	4,959,459	4,612,024	4,125,565
Food services	4,427,727	4,536,416	4,393,274	4,121,770	4,364,927
Central services	204,182	70,600	38,882	-	-
Community service programs	22,798	42,473	18,876	18,185	21,990
Construction and capital additions	715,951	5,137,486	2,185,328	2,169,936	896,383
Debt service - principal	423,530	533,989	1,783,832	1,722,020	1,425,686
Debt service - interest	65,687	71,982	109,385	137,937	116,363
TOTAL EXPENDITURES	70,499,725	76,567,958	71,224,385	70,402,767	62,988,069
EXCESS OF REVENUES OVER (UNDER) EXPENDITURES	527,122	1,011,822	31,451	(2,110,369)	1,219,625
<u>OTHER FINANCING SOURCES (USES)</u>					
Issuance of long-term debt	-	399,411	-	344,958	577,464
Transfers to other agencies	-	(3,598)	-	-	-
Lease financing	-	238,166	-	945,123	-
Insurance proceeds	9,312	7,996	68,080	-	38,068
Sale of surplus property	14,876	-	3,101	-	1,358
Transfers in	564,237	1,256,987	1,038,886	1,170,931	1,326,117
Transfers out	(764,237)	(1,506,987)	(1,038,886)	(1,170,931)	(1,326,117)
TOTAL OTHER FINANCING SOURCES (USES)	(175,812)	391,975	71,181	1,290,081	616,890
<u>NET CHANGE IN FUND BALANCES</u>	\$ 351,310	\$ 1,403,797	\$ 102,632	\$ (820,288)	\$ 1,836,515
Debt service as a percentage of noncapital expenditures	0.70%	0.85%	2.74%	2.73%	2.48%

Source: Audited Financial Reports

(continued)

WASHINGTON PARISH SCHOOL BOARD
Franklinton, Louisiana

Table 4

CHANGES IN FUND BALANCES OF GOVERNMENTAL FUNDS AND TAX REVENUES BY SOURCE
 LAST TEN FISCAL YEARS
 (modified accrual basis of accounting)
 (Unaudited)

	Fiscal Year Ended June 30,				
	2020	2019	2018	2017	2016
<u>REVENUES</u>					
Local sources:					
Ad valorem taxes	\$ 3,215,870	\$ 3,091,289	\$ 3,229,421	\$ 3,345,223	\$ 3,282,794
Sales and use taxes	5,096,316	4,883,287	5,096,853	4,712,834	4,685,070
Interest earnings	258,818	368,751	221,732	89,822	63,008
Food services	102,346	145,428	150,052	163,712	317,865
Student activity Fees	-	-	-	-	-
Other	757,535	944,383	818,227	1,025,935	1,434,220
State sources:					
Minimum Foundation	37,069,088	35,891,578	37,533,923	36,394,795	36,399,019
Other	1,403,726	844,115	871,416	1,177,278	1,106,460
Federal Sources					
Restricted grants-in-aid	8,173,900	9,070,345	8,676,604	8,659,044	8,417,033
Other - commodities	240,912	297,748	285,672	294,152	195,289
Other financial assistance	104,637	-	-	-	-
TOTAL REVENUES	56,423,148	55,536,924	56,883,900	55,862,795	55,900,758
<u>EXPENDITURES</u>					
Current:					
Instruction:					
Regular programs	18,191,761	17,976,783	18,220,259	17,602,676	17,845,088
Special programs	7,163,614	7,989,123	7,918,980	7,867,097	8,393,912
Other education programs	3,461,464	2,797,257	2,734,166	2,753,081	2,486,108
Support services:					
Student services	3,348,564	3,278,757	3,086,093	3,285,785	2,961,763
Instructional staff support	4,142,746	3,999,579	3,995,654	3,755,899	3,985,055
General administration services	1,282,717	1,331,869	1,301,013	1,046,700	1,391,877
School administration services	3,796,561	3,552,670	3,654,834	3,822,672	4,049,779
Business services	515,199	512,766	527,091	513,282	512,162
Plant services	4,041,731	4,400,014	4,256,710	4,001,794	4,390,381
Student transportation services	3,967,332	4,067,904	3,977,237	3,951,366	3,928,009
Food services	3,963,932	4,106,864	4,012,292	4,020,215	4,026,370
Central services	-	-	-	-	-
Community service programs	18,905	21,065	24,985	24,025	20,895
Construction and land improvement	660,666	818,271	701,352	260,480	402,467
Debt service - principal	1,338,290	1,220,000	1,358,000	1,315,000	1,277,000
Debt service - interest	140,549	170,725	208,714	245,046	280,192
TOTAL EXPENDITURES	56,034,031	56,243,647	55,977,380	54,465,118	55,951,058
EXCESS OF REVENUES OVER (UNDER) EXPENDITURES	389,117	(706,723)	906,520	1,397,677	(50,300)
<u>OTHER FINANCING SOURCES (USES)</u>					
Issuance of long-term debt	397,170	-	-	-	-
Lease financing	-	-	-	-	-
Lease financing	-	-	-	-	-
Insurance proceeds	-	-	-	-	-
Sale of surplus property	-	-	10,048	2,440	3,978
Transfers in	319,806	315,767	171,250	416,806	469,616
Transfers out	(319,806)	(315,767)	(171,250)	(416,806)	(469,616)
TOTAL OTHER FINANCING SOURCES (USES)	397,170	-	10,048	2,440	3,978
<u>NET CHANGE IN FUND BALANCES</u>	\$ 786,287	\$ (706,723)	\$ 916,568	\$ 1,400,117	\$ (46,322)
Debt service as a percentage of noncapital expenditures	2.67%	2.51%	2.83%	2.88%	2.80%

(concluded)

Table 5

WASHINGTON PARISH SCHOOL BOARD
Franklinton, Louisiana

ASSESSED VALUE AND ACTUAL VALUE OF TAXABLE PROPERTY
 LAST TEN FISCAL YEARS
 (Unaudited)

Fiscal Year	Real Estate Assessed Value	Commercial and Other Property Assessed Value	Total Assessed Value	Less: Homestead Exemption Value	Total Assessed Value Taxed	Total Direct Tax Rate
2025	\$ 164,720,080	\$ 153,915,200	\$ 318,635,280	\$ 63,370,635	\$ 255,264,645	\$ 24.12
2024	159,486,040	147,755,230	307,241,270	62,718,330	244,522,940	24.17
2023	155,134,574	129,914,860	285,049,434	62,081,081	222,968,353	38.17
2022	150,968,784	127,458,790	278,427,574	61,516,337	216,911,237	38.17
2021	148,286,670	124,156,350	272,443,020	61,456,210	210,986,810	24.17
2020	146,976,910	107,777,410	254,754,320	61,497,910	193,256,410	38.17
2019	144,109,480	104,354,760	248,464,240	61,353,075	187,111,165	38.17
2018	140,673,260	106,095,100	246,768,360	61,382,268	185,386,092	43.67
2017	138,321,320	104,267,460	242,588,780	61,647,813	180,940,967	57.17
2016	137,057,150	103,061,840	240,118,990	62,120,490	177,998,500	59.17

Note: Property in the parish is reassessed every four years. Property is assessed at actual value; therefore, the assessed values are equal to actual value. Tax rates are per \$1,000 of assessed value. These values represent the parish's assessed values since the school district's data broken into real estate and commercial was not readily available.

Source: Washington Parish Assessor's Office LTC Grand Tax Recap 2024 All Wards

Table 6

WASHINGTON PARISH SCHOOL BOARD
Franklinton, Louisiana

PROPERTY TAX RATES (PER \$1,000 OF ASSESSED VALUATION)
 ALL DIRECT AND OVERLAPPING GOVERNMENTS
 LAST TEN FISCAL YEARS
 (Unaudited)

Fiscal Year	School Board Millage	Other Governments (Parishwide)			Other Governments (Special Districts)						
		Parish Council Millage	Law Enforcement Millage	Assessor Millage	Bogalusa City Schools	FLA Parishes Juvenile	Fire Districts	Hospital Tax	Forestry Tax per acre	LTC Assessment Fee	Council On Aging
2025	\$ 24.12	\$ 51.29	\$ 10.96	\$ 5.37	\$ 62.81	\$ 2.49	\$ 153.57	\$ 17.91	\$ 0.08	\$ 0.70	\$ 2.80
2024	24.17	51.29	10.96	5.37	62.81	2.75	150.06	17.91	0.08	0.70	2.80
2023	24.17	51.29	10.96	5.37	62.81	2.75	153.11	17.91	0.08	0.70	2.80
2022	38.17	51.29	10.96	5.37	62.82	2.75	154.01	17.91	0.08	0.70	2.80
2021	24.17	51.29	10.93	5.36	62.82	2.75	154.61	17.91	0.08	0.70	2.79
2020	38.17	51.29	10.96	5.37	63.04	2.75	160.19	17.96	0.08	0.70	2.80
2019	38.17	51.29	10.96	5.37	63.04	2.75	160.89	17.96	0.08	0.70	2.80
2018	43.67	51.29	10.96	5.37	63.04	2.75	160.50	17.96	0.08	0.55	2.80
2017	57.17	51.29	10.96	5.36	63.04	2.75	161.26	17.96	0.08	0.55	2.79
2016	59.17	51.29	10.96	5.37	62.71	2.75	160.09	18.00	0.08	0.25	2.80

Components of the 2024 Total Direct Tax Rate:

Angie School	5.17
Mt. Hermon School	0.00
Varnado School	0.00
Consolidated District 4	0.00
Washington Parish School Board	<u>18.95</u>
Total School Board Millage	24.12

Source: Millage Total Report, Washington Parish Assessor, Tax Year 2024 (Collected Fiscal Year 2025)

WASHINGTON PARISH SCHOOL BOARD
Franklinton, Louisiana

Table 7

PRINCIPAL PROPERTY TAXPAYERS
CURRENT YEAR AND NINE YEARS AGO
(Unaudited)

Taxpayer	Type of Business	June 30, 2025		
		Assessed Valuation	Rank	Percentage of Total Assessed Valuation
Southern Natural Gas	Utility	\$ 8,939,370	1	2.81%
Florida Gas Transmission	Utility	7,635,900	2	2.40%
Hood Industries	Manufacturing	6,202,870	3	1.95%
Washington-St. Tammany Cooperative	Utility	5,408,920	4	1.70%
Entergy Louisiana, LLC	Utility	3,697,420	5	1.16%
Parkway Pipeline, LLC	Oil & Gas Pipeline	3,062,130	6	0.96%
Weyerhaeuser Company	Paper Products	3,057,740	7	0.96%
Cargill Animal Nutrition	Manufacturing	1,935,650	8	0.61%
Grand Truck Corporation	Transportation	1,659,980	9	0.52%
Atlas Chevrolet Buick	Auto Dealership	1,533,340	10	0.48%
		<u>\$ 43,133,320</u>		13.54%

Source: Washington Parish Assessor's Office

Taxpayer	Type of Business	June 30, 2016		
		Assessed Valuation	Rank	Percentage of Total Assessed Valuation
Florida Gas Transmission	Utility	\$ 8,445,610	1	3.52%
Southern Natural Gas Co.	Utility	8,370,770	2	3.49%
Washington-St Tammany Elec. Coop	Utility	5,745,090	3	2.39%
Parkway Pipeline, LLC	Utility	3,324,550	4	1.38%
Weyerhaeuser Company	Paper Products	3,200,690	5	1.33%
Miles, Joe N. & Sons, Inc	Lumber, Pulp Wood	2,699,750	6	1.12%
Entergy Louisiana, LLC	Utility	2,322,140	7	0.97%
Bell South Telecommunications	Communications	1,743,480	8	0.73%
Entergy Gulf States, Inc.	Utility	1,144,530	9	0.48%
Grand Trunk Corporation	Transportation	1,068,520	10	0.44%
		<u>\$ 38,065,130</u>		15.85%

Source: Washington Parish Assessor's Office
Top Taxpayer Report Washington Parish 2024

Table 8

WASHINGTON PARISH SCHOOL BOARD
Franklinton, Louisiana

PROPERTY TAX LEVIES AND COLLECTIONS
LAST TEN FISCAL YEARS
(Unaudited)

Fiscal Year	Taxes Levied for the Fiscal Year	Collected within the Fiscal Year of the		Collections in Subsequent Years	Total Collections to Date	
		Levy Amount	% of Levy		Total Tax Collections	Percentage of Levy
2025	\$ 2,525,790	\$ 2,458,086	97.32%	\$ 262	\$ 2,458,086	97.32%
2024	2,379,048	2,350,028	98.78%	-	2,350,028	98.78%
2023	3,274,898	3,237,277	98.85%	681	3,237,277	98.85%
2022	3,373,351	3,293,831	97.64%	-	3,293,831	97.64%
2021	3,245,282	3,219,233	99.20%	-	3,219,233	99.20%
2020	3,108,290	3,061,369	98.49%	-	3,061,369	98.49%
2019	3,001,656	2,967,723	98.87%	-	2,967,723	98.87%
2018	3,152,399	3,106,198	98.53%	-	3,106,198	98.53%
2017	3,234,597	3,223,902	99.67%	-	3,223,902	99.67%
2016	3,208,795	3,163,420	98.59%	-	3,163,420	98.59%

Sources: Millage Total Report, Washington Parish Assessor, Tax Year 2024 (Collected Fiscal Year 2025)
and Washington Parish School Board Department of Finance

Table 9

WASHINGTON PARISH SCHOOL BOARD
Franklinton, Louisiana

SCHEDULE OF OUTSTANDING DEBT
BY TYPE

LAST TEN FISCAL YEARS
(Unaudited)

<u>Fiscal Year</u>	<u>Gross Bonded Debt Outstanding (1)</u>	<u>Notes Payable Outstanding (2)</u>	<u>Leases Payable Outstanding</u>	<u>Total Debt Outstanding</u>	<u>Outstanding Debt Ratio</u>	<u>Total Debt Per Capita (3)</u>
2025	\$ -	\$ 838,955	\$ 450,884	\$ 1,289,839	2.31%	\$ 28.75
2024	-	955,331	758,038	1,713,369	2.99%	38.19
2023	-	771,117	1,043,093	1,814,210	3.56%	40.20
2022	1,360,000	932,137	1,305,905	3,598,042	7.18%	79.72
2021	2,680,000	750,657	-	3,430,657	6.66%	74.95
2020	3,965,000	313,880	-	4,278,880	8.38%	91.86
2019	5,220,000	397,170	-	5,617,170	11.29%	120.45
2018	6,440,000	-	-	6,440,000	12.59%	138.74
2017	7,798,000	-	-	7,798,000	15.11%	167.99
2016	9,113,000	-	-	9,113,000	18.06%	196.32

(1) Source: Audited Financial Reports

(2) Source: Washington Parish Installment Payment Schedules

(3) See Table 10 for population data.

Table 10

WASHINGTON PARISH SCHOOL BOARD
Franklinton, Louisiana

RATIO OF NET GENERAL OBLIGATION DEBT
 TO ASSESSED VALUE AND NET
 BONDED DEBT PER CAPITA AND PER STUDENT
 LAST TEN FISCAL YEARS
 (Unaudited)

Fiscal Year	Personal Income (5)	Population (1)	Number of Students (4)	Assessed Value (2)	Gross Bonded Debt (3)	Less Debt Service Fund (3)	Net Bonded Debt	Percentage of Gross Bonded Debt to Assessed Value	Percentage of Net Bonded Debt to Assessed Value	Ratio of Net Bonded Debt to Personal Income	Gross Bonded Debt per Capita	Net Bonded Debt per Capita	Net Bonded Debt per Student
2025	\$ 2,001,664,000	44,865	4,632	\$ 140,220,095	\$ -	\$ -	\$ -	0.00%	0.00%	0.00%	\$ -	\$ -	\$ -
2024	2,001,664,000	44,865	4,643	131,718,030	-	-	-	0.00%	0.00%	0.00%	-	-	-
2023	1,905,734,000	45,133	4,845	159,815,704	-	114,805	(114,805)	0.00%	-0.07%	-0.01%	-	(3)	(24)
2022	1,905,734,000	45,133	4,656	155,010,874	1,360,000	526,804	833,196	0.88%	0.54%	0.04%	30	18	179
2021	1,762,928,000	45,773	5,045	150,488,600	2,680,000	771,470	1,908,530	1.78%	1.27%	0.11%	59	42	378
2020	1,559,580,000	46,582	5,172	145,588,100	3,965,000	1,042,621	2,922,379	2.72%	2.01%	0.19%	85	63	565
2019	1,529,510,000	46,633	5,289	141,659,650	5,220,000	1,352,280	3,867,720	3.68%	2.73%	0.25%	112	83	731
2018	1,429,403,000	46,419	5,311	142,924,780	6,440,000	1,693,295	4,746,705	4.51%	3.32%	0.33%	139	102	894
2017	1,429,403,000	46,419	5,323	141,287,570	7,798,000	2,090,555	5,707,445	5.52%	4.04%	0.40%	168	123	1,072
2016	1,429,403,000	46,419	5,372	139,202,370	9,113,000	2,350,139	6,762,861	6.55%	4.86%	0.47%	196	146	1,259

(1) Source: Bureau of Economic Analysis <https://www.bea.gov/data/> (latest information available)

(2) Source: Washington Parish Assessor's Office. Millage Totals Report 2024

(3) Source: Audited Financial Reports

(4) Source: Washington Parish School Board (October 1st counts)

(5) Source: Bureau of Economic Analysis (latest information available)

WASHINGTON PARISH SCHOOL BOARD
Franklinton, Louisiana

Table 11

COMPUTATION OF DIRECT AND OVERLAPPING DEBT
June 30, 2025
(Unaudited)

Jurisdiction	General Obligation Bonded Debt Outstanding	Notes Payable Outstanding	Leases Payable Outstanding	Total Debt Outstanding	Percentage Applicable to Government	Amount Applicable to Government
<u>Direct:</u>						
Washington Parish School Board	\$ -	\$ 838,955	\$ 450,884	\$ 1,289,839	100.00%	\$ 1,289,839
Total Direct Debt	<u>\$ -</u>	<u>\$ 838,955</u>	<u>\$ 450,884</u>	<u>\$ 1,289,839</u>		<u>\$ 1,289,839</u>
<u>Overlapping:</u>						
Parish Council	\$ -	\$ -	\$ -	\$ -	100.00%	\$ -
Total Overlapping Debt	<u>\$ -</u>	<u>\$ -</u>	<u>\$ -</u>	<u>\$ -</u>		<u>\$ -</u>
Total Direct and Overlapping Debt	<u><u>\$ -</u></u>	<u><u>\$ 838,955</u></u>	<u><u>\$ 450,884</u></u>	<u><u>\$ 1,289,839</u></u>		<u><u>\$ 1,289,839</u></u>

Source: Respective government entities

Note: The method used to calculate the overlap is the percent of the general obligation bonds of the Parish Council to the Parish Council's total primary government debt as shown in the Parish Council's ACFR

*Per Lacy Burris at Washington Parish Government, they did not have any GO Bonded Debt outstanding at 6/30/2025.

Table 12

WASHINGTON PARISH SCHOOL BOARD
Franklinton, Louisiana

COMPUTATION OF LEGAL DEBT MARGIN
 LAST TEN TAX YEARS
 (Unaudited)

Year	Assessed Value (1)	Debt Limit of Fifty Percent (50%) of Assessed Value	Less: Total Bonded Debt (2)	Legal Debt Margin	Legal Debt Margin as a % of the Debt Limit
2025	\$ 140,220,095	\$ 70,110,048	\$ -	\$ 70,110,048	100.00%
2024	131,718,030 *	65,859,015	-	65,859,015	100.00%
2023	159,815,704	79,907,852	-	79,907,852	100.00%
2022	155,010,874	77,505,437	833,196	76,672,241	98.92%
2021	150,488,600	75,244,300	1,908,530	73,335,770	97.46%
2020	145,588,100	72,794,050	2,922,379	69,871,671	95.99%
2019	141,659,650	70,829,825	3,867,720	66,962,105	94.54%
2018	142,924,780	71,462,390	4,746,705	66,715,685	93.36%
2017	141,287,570	70,643,785	5,707,445	64,936,340	91.92%
2016	139,202,370	69,601,185	6,762,861	62,838,324	90.28%

(1) WP Assessor's Office-Millage Totals 2024

(2) Source: Audited Financial Reports

* Washington Parish School Board/Angie School District

Table 13

**Washington Parish School Board
Franklinton, Louisiana**

DEMOGRAPHIC STATISTICS
LAST TEN FISCAL YEARS
(Unaudited)

Fiscal Year	Total Personal Income (1)	Population (2)	Per Capita Personal Income (3)	Unemployment Rate (4)	Total Number of Students	Public Schools		Private Schools	
						Number of Students (5)	Percentage of Number of Students to Total Students	Number of Students	Percentage of Number of Students to Total Students
2025	\$ 2,001,664,000	44,865	\$ 44,615	4.30%	7,304	6,460 *	88.4%	844 **	11.6%
2024	2,001,664,000	44,865	44,615	4.10%	7,027	6,477 *	92.2%	550	7.8%
2023	1,905,734,000	45,133	42,225	3.30%	5,298	4,845	91.4%	453	8.6%
2022	1,905,734,000	45,133	42,225	4.60%	5,097	4,656	91.3%	441	8.7%
2021	1,762,928,000	45,773	38,515	9.20%	5,469	5,045	92.2%	424	7.8%
2020	1,559,580,000	46,582	33,480	5.60%	5,589	5,172	92.5%	417	7.5%
2019	1,529,510,000	46,633	32,799	5.60%	5,703	5,289	92.7%	414	7.3%
2018	1,429,403,000	46,633	30,652	7.30%	5,696	5,311	93.2%	385	6.8%
2017	1,429,403,000	46,419	30,793	6.60%	5,714	5,323	93.2%	391	6.8%
2016	1,429,403,000	46,419	30,793	7.30%	5,772	5,372	93.1%	400	6.9%

(1) Source: Bureau of Economic Analysis (latest information available)

(2) Source: Official US Census (latest information available)

(3) Source: Estimates- Bureau of Economic Analysis (latest information available)

(4) Source: Louisiana Workforce Commission https://www.laworks.net/Downloads/LMI/Bulletin_October_2024.pdf

(5) Source: Washington Parish School Board Department of Finance, MFP/Student Count Report 10/1/2024

* Includes Student Count of City of Bogalusa 10/1/2024; Per SIS

** Includes private school populations within Bogalusa City School District

Table 14

WASHINGTON PARISH SCHOOL BOARD
Franklinton, Louisiana

PRINCIPAL EMPLOYERS
CURRENT YEAR AND NINE YEARS AGO
(Unaudited)

2025				2016			
Employer	Industry Type	Number of Employees	Percentage of Total Employment	Employer	Industry Type	Number of Employees	Percentage of Total Employment
Capital Bridge	Call Center	950	8.55%	General Dynamics	Call Center	926	6.18%
Washington Parish School Board	Government	756	6.80%	Washington Parish School Board	Government	776	5.18%
International Paper	Manufacturing	650	5.85%	Our Lady of Angels	Healthcare	509	3.40%
Our Lady of Angels	Healthcare	510	4.59%	International Paper	Manufacturing	454	3.03%
Rayborn Correction Center	Government	298	2.68%	Rayburn Correctional Center	Government	293	1.96%
Riverside Medical Center	Healthcare	280	2.52%	Bogalusa City School Board	Government	285	1.90%
Bogalusa City School Board	Government	275	2.47%	Riverside Medical Center	Healthcare	277	1.85%
Wal Mart	Retail	260	2.34%	Wal Mart	Retail	256	1.71%
City of Bogalusa	Government	167	1.50%	Washington Parish Government	Government	170	1.13%
Washington Parish Sheriff's Office	Government	100	0.90%	City of Bogalusa	Government	158	1.05%

Sources: Washington Economic Development Foundation

Total Employment in the Parish: 11,113

Source: Louisiana Workforce Commission http://www.laworks.net/Downloads/LMI/Bulletin_October_2024.pdf

WASHINGTON PARISH SCHOOL BOARD FRANKLINTON, LOUISIANA

STATISTICAL INFORMATION

This section which is comprised of accounting and non-accounting data is presented in order to provide the reader with additional information as an aid to understanding the financial activities of the governmental unit.

Index

Table

Operating Information

These schedules contain service and infrastructure data to help the reader understand how the information in the School Board's financial report relates to the services the School Board provides and the activities it performs.

Full-time Equivalent (FTE) Employees, Last Ten Fiscal Years	15
General Fund Expenditures by Function, by Percentage and by Pupil, Last Ten Fiscal Years	16
Capital Asset Information, Last Ten Fiscal Years	17
General Fund Revenues by Source, Last Ten Fiscal Years	18
State Support and Local Support Per Student, Last Ten Fiscal Years	19
Percentage of Annual Debt Service Expenditures For General Bonded Debt to Total General Fund Expenditures, Last Ten Fiscal Years	20



Franklinton Elementary School

Table 15

WASHINGTON PARISH SCHOOL BOARD
Franklinton, Louisiana

FULL-TIME EQUIVALENT (FTE) EMPLOYEES
 LAST TEN FISCAL YEARS
 (Unaudited)

	2025	2024	2023	2022	2021	2020	2019	2018	2017	2016
<u>Regular Employees: CERTIFICATED</u>										
Instructional:										
Classroom Teachers - Regular Programs	206.0	239.0	235.0	247.0	238.0	246.0	254.0	250.0	250.0	249.0
Classroom Teachers - Special Education	55.0	53.0	53.0	57.0	57.0	59.0	55.0	49.0	47.0	49.0
Classroom Teachers - Vocational Education	11.0	12.0	11.0	11.0	12.4	13.0	13.0	13.0	13.0	13.0
Classroom Teachers - Special Programs	11.0	13.0	17.0	19.0	17.6	21.0	17.0	21.0	21.0	21.0
Classroom Teachers - Other Ed Programs	-	-	-	-	-	-	-	-	1.0	2.0
Classroom Teachers - ROTC Instructors	2.0	1.0	2.0	2.0	2.0	1.0	2.0	1.0	2.0	2.0
Total Classroom Teachers	285.0	318.0	318.0	336.0	327.0	340.0	341.0	334.0	334.0	336.0
Therapist/Specialist/Counselor - Instructional Programs	9.0	8.6	8.0	9.0	7.7	11.0	11.0	12.0	12.0	12.0
Sabbatical Leave - Instructional Programs	-	1.0	3.0	3.0	3.0	-	-	2.0	-	1.0
Total Certificated - Instructional Programs	9.0	9.6	11.0	12.0	10.7	11.0	11.0	14.0	12.0	13.0
Instructional Support:										
Supervisors - Instructional Support Functions	9.0	9.0	10.0	7.0	7.3	6.0	7.0	12.0	11.0	10.0
Librarians/Media-based Teachers/Staff Instructors - Instr Spt	6.0	9.0	7.0	9.0	8.1	9.0	9.0	9.0	10.0	10.0
Therapist/Specialist/Counselor - Instructional Support Functions	43.0	45.0	42.0	39.0	39.7	39.0	41.0	39.0	43.0	43.0
Sabbatical Leave - Instructional Support Functions	1.0	-	1.0	-	-	-	-	-	-	-
Total Certificated - Instructional Support	59.0	63.0	60.0	55.0	55.1	54.0	57.0	60.0	64.0	63.0
Support Services:										
Superintendents	1.0	1.0	1.0	1.0	1.0	1.0	1.0	1.0	1.0	1.0
Assistant/Associate/Deputy Superintendents	-	1.0	1.0	1.0	1.1	1.0	1.0	1.0	1.0	1.0
School Principals	10.0	10.0	10.0	10.0	10.0	10.0	10.0	10.0	10.0	10.0
School Assistant Principals	18.0	17.0	19.0	13.0	14.5	14.0	12.0	11.0	12.0	12.0
Other School Administrators	4.0	2.0	2.0	2.0	3.1	4.0	3.0	1.0	-	-
Sabbatical Leave - Support Services	-	-	2.0	-	-	-	-	-	-	-
Total Certificated - Support Services	33.0	31.0	35.0	27.0	29.7	30.0	27.0	24.0	24.0	24.0
Total Certificated	386.0	421.6	424.0	430.0	422.5	435.0	436.0	432.0	434.0	436.0

(continued)

Table 15

WASHINGTON PARISH SCHOOL BOARD
Franklinton, Louisiana

FULL-TIME EQUIVALENT (FTE) EMPLOYEES
 LAST TEN FISCAL YEARS
 (Unaudited)

	2025	2024	2023	2022	2021	2020	2019	2018	2017	2016
<u>Regular Employees: NON-CERTIFICATED</u>										
Instructional:										
Aide - Instructional Programs	92.0	107.0	107.0	103.0	100.3	108.0	108.0	110.0	116.0	118.0
Total Non-Certificated - Instructional Programs	92.0	107.0	107.0	103.0	100.3	108.0	108.0	110.0	116.0	118.0
Instructional Support:										
Degreed Professional - Instructional Support Functions	10.0	10.0	10.0	9.0	8.4	7.0	5.0	8.0	5.0	6.0
Other Personnel - Instructional Support Functions	3.0	3.0	1.0	2.0	2.6	1.0	1.0	1.0	5.0	6.0
Total Non-Certificated - Instructional Support	13.0	13.0	11.0	11.0	11.0	8.0	6.0	9.0	10.0	12.0
Support Services:										
Supervisors/Managers/Administrators/Support Services										
Clerical/Secretarial - Support Services	37.0	39.0	38.0	38.0	37.6	35.0	39.0	38.0	36.0	36.0
Aide - Support Services	10.0	-	-	-	-	-	-	-	-	-
Service Worker - Support Services	163.0	166.0	162.0	166.0	162.3	167.0	164.0	167.0	157.0	157.0
Skilled Craftsman - Support Services	8.0	8.0	8.0	8.0	8.0	8.0	8.0	8.0	8.0	8.0
Degreed Professional - Support Services	5.0	5.0	5.0	4.0	6.0	5.0	4.0	1.0	1.0	-
Other Personnel - Support Services	1.0	3.0	4.5	3.0	-	-	-	-	-	-
Total Non-Certificated - Support Services	224.0	221.0	217.5	219.0	213.9	215.0	215.0	214.0	202.0	201.0
Total Non-Certificated	329.0	341.0	335.5	333.0	325.2	331.0	329.0	333.0	328.0	331.0
Total Regular Employees (Certificated and Non-Certificated)	715.0	762.6	759.5	763.0	747.7	766.0	765.0	765.0	762.0	767.0
<u>Other Reported Personnel</u>										
School Board Member	9.0	9.0	9.0	9.0	9.0	9.0	9.0	9.0	9.0	9.0
Total Other Reported Personnel	9.0	9.0	9.0	9.0	9.0	9.0	9.0	9.0	9.0	9.0
Grand Total	724.0	771.6	768.5	772.0	756.7	775.0	774.0	774.0	771.0	776.0

Source: Prepared from Annual Contract Report

(concluded)

Table 16

WASHINGTON PARISH SCHOOL BOARD
Franklinton, Louisiana

GENERAL FUND EXPENDITURES BY FUNCTION, BY PERCENTAGE AND BY PUPIL
 LAST TEN FISCAL YEARS
 (modified accrual basis of accounting)
 (Unaudited)

	Fiscal Year Ended June 30,									
	2016	2017	2018	2019	2020	2021	2022	2023	2024	2025
<u>EXPENDITURES</u>										
Current:										
Instruction:										
Regular education programs	\$ 17,845,088 39.7%	\$ 17,602,676 40.3%	\$ 18,220,259 40.3%	\$ 17,976,783 39.6%	\$ 17,758,892 38.7%	\$ 17,590,239 37.6%	\$ 19,502,639 37.9%	\$ 18,731,155 36.4%	\$ 18,944,875 35.1%	\$ 19,344,034 35.1%
Special education programs	4,998,112 11.1%	5,057,713 11.6%	5,273,080 11.7%	5,458,108 12.0%	5,647,391 12.3%	5,753,421 12.3%	5,992,520 11.7%	6,083,826 11.8%	5,930,016 11.0%	6,758,744 12.3%
Other education programs	2,486,108 5.5%	2,753,081 6.3%	2,734,166 6.1%	2,797,257 6.2%	3,461,464 7.5%	3,572,092 7.6%	3,994,694 7.8%	3,775,798 7.3%	5,162,731 9.6%	5,076,556 9.2%
Support:										
Student services	2,625,373 5.8%	2,685,128 6.1%	2,488,693 5.5%	2,652,376 5.8%	2,837,920 6.2%	2,825,352 6.0%	3,185,466 6.2%	3,476,537 6.8%	3,674,684 6.8%	3,815,087 6.9%
Instructional staff services	2,475,562 5.5%	2,167,240 5.0%	2,218,317 4.9%	1,946,699 4.3%	1,953,587 4.3%	2,089,976 4.5%	2,265,858 4.4%	2,187,441 4.2%	2,234,189 4.1%	2,114,543 3.8%
General administration services	1,278,646 2.8%	952,744 2.2%	1,219,718 2.7%	1,238,492 2.7%	1,216,865 2.7%	1,232,854 2.6%	1,706,208 3.3%	1,467,302 2.8%	1,513,360 2.8%	1,448,486 2.6%
School administration services	4,046,242 9.0%	3,817,161 8.7%	3,651,488 8.1%	3,552,670 7.8%	3,796,561 8.3%	3,964,294 8.5%	4,140,308 8.1%	4,467,572 8.7%	4,481,137 8.3%	4,447,335 8.1%
Business services	512,162 1.1%	513,282 1.2%	527,091 1.2%	512,766 1.1%	515,199 1.1%	516,227 1.1%	626,774 1.2%	649,283 1.3%	654,845 1.2%	660,655 1.2%
Plant services	4,377,879 9.7%	3,983,146 9.1%	4,239,424 9.4%	4,369,161 9.6%	3,981,658 8.7%	4,236,755 9.1%	4,912,736 9.6%	5,270,404 10.2%	5,419,356 10.0%	5,518,440 10.0%
Student transportation services	3,917,930 8.7%	3,945,901 9.0%	3,973,493 8.8%	4,062,880 9.0%	3,963,747 8.6%	3,945,496 8.4%	4,472,709 8.7%	4,847,168 9.4%	4,853,314 9.0%	5,055,815 9.2%
Non-instructional	- 0.0%	- 0.0%	- 0.0%	- 0.0%	- 0.0%	- 0.0%	- 0.0%	94,723 0.18%	139,311 0.26%	284,262 0.5%
Construction and capital additions	386,529 0.9%	200,794 0.5%	639,686 1.4%	799,134 1.8%	658,584 1.4%	896,383 1.9%	432,092 0.8%	246,887 0.5%	790,091 1.5%	366,159 0.7%
Debt service - principal	- 0.0%	- 0.0%	- 0.0%	- 0.0%	83,290 0.2%	140,686 0.3%	163,479 0.3%	161,020 0.3%	215,212 0.4%	116,376 0.2%
Debt service - interest	- 0.0%	- 0.0%	- 0.0%	- 0.0%	2,391 0.0%	11,337 0.0%	29,059 0.1%	31,517 0.1%	30,456 0.1%	43,595 0.08%
Total	<u>\$ 44,949,631</u>	<u>\$ 43,678,866</u>	<u>\$ 45,185,415</u>	<u>\$ 45,366,326</u>	<u>\$ 45,877,549</u>	<u>\$ 46,775,112</u>	<u>\$ 51,424,541</u>	<u>\$ 51,490,633</u>	<u>\$ 54,043,577</u>	<u>\$ 55,050,087</u>
Pupil count - October 1* (1)	5,372	5,323	5,311	5,289	5,172	5,045	4,656	4,845	4,643	4,632
Average expenditures per pupil	\$ 8,367	\$ 8,206	\$ 8,508	\$ 8,577	\$ 8,870	\$ 9,272	\$ 11,045	\$ 10,628	\$ 11,640	\$ 11,885

(1) Washington Parish School Board Finance Office-Student Count -Jcampus

Source: Audited Financial Statements - Washington Parish School Board

(continued)

Table 16

WASHINGTON PARISH SCHOOL BOARD
Franklinton, Louisiana

GENERAL FUND EXPENDITURES BY FUNCTION, BY PERCENTAGE AND BY PUPIL
 LAST TEN FISCAL YEARS
 (modified accrual basis of accounting)
 (Unaudited)

	Fiscal Year Ended June 30,									
	2016	2017	2018	2019	2020	2021	2022	2023	2024	2025
<u>EXPENDITURES</u>										
Current:										
Instruction:										
Regular education programs	\$ 3,322 39.7%	\$ 3,308 40.3%	\$ 3,430 40.3%	\$ 3,399 39.6%	\$ 3,434 38.7%	\$ 3,487 37.6%	\$ 4,189 37.9%	\$ 3,866 36.4%	\$ 4,080 35.1%	\$ 4,176 35.1%
Special education programs	930 11.1%	951 11.6%	993 11.7%	1,032 12.0%	1,092 12.3%	1,140 12.3%	1,287 11.7%	1,256 11.8%	1,277 11.0%	1,459 12.3%
Other education programs	463 5.5%	517 6.3%	515 6.1%	529 6.2%	669 7.5%	708 7.6%	858 7.8%	779 7.3%	1,112 9.6%	1,096 9.2%
Support:										
Student services	489 5.8%	504 6.1%	469 5.5%	501 5.8%	549 6.2%	560 6.0%	684 6.2%	718 6.8%	791 6.8%	824 6.9%
Instructional staff services	461 5.5%	407 5.0%	418 4.9%	368 4.3%	378 4.3%	414 4.5%	487 4.4%	451 4.2%	481 4.1%	457 3.8%
General administration services	238 2.8%	179 2.2%	230 2.7%	234 2.7%	235 2.6%	244 2.6%	366 3.3%	303 2.8%	326 2.8%	313 2.6%
School administration services	753 9.0%	717 8.7%	688 8.1%	672 7.8%	734 8.3%	786 8.5%	889 8.1%	922 8.7%	965 8.3%	960 8.1%
Business services	95 1.1%	96 1.2%	99 1.2%	97 1.1%	100 1.1%	102 1.1%	135 1.2%	134 1.3%	141 1.2%	143 1.2%
Plant services	815 9.7%	748 9.1%	798 9.4%	826 9.6%	770 8.7%	840 9.1%	1,055 9.6%	1,088 10.2%	1,167 10.0%	1,191 10.0%
Student transportation services	729 8.7%	741 9.0%	748 8.8%	768 9.0%	766 8.6%	782 8.4%	961 8.7%	1,000 9.4%	1,045 9.0%	1,091 9.2%
Non-Instructional Services	- 0.0%	- 0.0%	- 0.0%	- 0.0%	- 0.0%	- 0.0%	- 0.0%	20 0.2%	30.00 0.3%	61 0.5%
Construction and capital additions	72 0.9%	38 0.5%	120 1.4%	151 1.8%	127 1.4%	178 1.9%	93 0.8%	51 0.5%	170.17 1.5%	79 0.7%
Debt service - principal	- 0.0%	- 0.0%	- 0.0%	- 0.0%	16 0.2%	28 0.3%	35 0.3%	33 0.3%	46.35 0.4%	25 0.2%
Debt service - interest	- 0.0%	- 0.0%	- 0.0%	- 0.0%	- 0.0%	- 0.0%	6 0.1%	7 0.1%	6.56 0.1%	9 0.1%
Total	<u>\$ 8,367</u>	<u>\$ 8,206</u>	<u>\$ 8,508</u>	<u>\$ 8,577</u>	<u>\$ 8,870</u>	<u>\$ 9,269</u>	<u>\$ 11,045</u>	<u>\$ 10,628</u>	<u>\$ 11,640</u>	<u>\$ 11,885</u>
Pupil count - October 1*	5,372	5,323	5,311	5,289	5,287	5,045	4,656	4,845	4,643	4,643

Table 17

WASHINGTON PARISH SCHOOL BOARD
Franklinton, Louisiana

CAPITAL ASSET INFORMATION
 LAST TEN FISCAL YEARS
 (Unaudited)

Schools	Year Opened	Fiscal Year Ended June 30,									
		2025	2024	2023	2022	2021	2020	2019	2018	2017	2016
Angie Junior High School	1933										
Square Footage		32,100	32,100	32,100	32,100	32,100	32,100	32,100	32,100	32,100	32,100
Capacity		225	225	225	225	225	225	225	225	225	225
Enrollment											-
Enon Elementary School	1930										
Square Footage		53,474	53,474	53,474	53,474	53,474	53,474	53,474	53,474	53,474	53,474
Capacity		425	425	425	425	425	425	425	425	425	425
Enrollment		269	263	270	264	285	315	270	271	275	271
Franklinton Elementary School	2006										
Square Footage		64,848	64,848	64,848	64,848	64,848	64,848	64,848	64,848	64,848	64,848
Capacity		550	550	550	550	550	550	550	550	550	550
Enrollment		389	370	387	393	400	429	429	480	478	493
Franklinton Junior High School	1938										
Square Footage		89,848	89,848	89,848	89,848	89,848	89,848	89,848	89,848	89,848	89,848
Capacity		720	720	720	720	720	720	720	720	720	720
Enrollment		312	316	347	359	365	374	575	598	641	653
Franklinton Primary School	1945										
Square Footage		89,314	89,314	89,314	89,314	89,314	89,314	89,314	89,314	89,314	89,314
Capacity		725	725	725	725	725	725	725	725	725	725
Enrollment		591	622	652	542	645	662	508	534	552	578
Franklinton High School	1986										
Square Footage		116,226	116,226	116,226	116,226	116,226	116,226	116,226	116,226	116,226	116,226
Capacity		900	900	900	900	900	900	900	900	900	900
Enrollment		647	676	711	753	776	795	848	851	842	844
Mt. Hermon School	1965										
Square Footage		78,737	78,737	78,737	78,737	78,737	78,737	78,737	78,737	78,737	78,737
Capacity		575	575	575	575	575	575	575	575	575	575
Enrollment		376	377	412	409	442	485	540	507	511	498

(continued)

Table 17

WASHINGTON PARISH SCHOOL BOARD
Franklinton, Louisiana

CAPITAL ASSET INFORMATION
 LAST TEN FISCAL YEARS
 (Unaudited)

Schools	Year Opened	Fiscal Year Ended June 30,									
		2025	2024	2023	2022	2021	2020	2019	2018	2017	2016
Pine High School-Old	1948										
Square Footage		10,064	10,064	10,064	10,064	10,064	10,064	10,064	10,064	10,064	10,064
Capacity		100	100	100	100	100	100	100	100	100	100
Enrollment						-	-	-	-	-	-
Pine School	2006										
Square Footage		94,172	94,172	94,172	94,172	94,172	94,172	94,172	94,172	94,172	94,172
Capacity		650	650	650	650	650	650	650	650	650	650
Enrollment		739	729	746	729	770	766	766	714	698	694
Thomas Elementary School	1952										
Square Footage		53,611	53,611	53,611	53,611	53,611	53,611	53,611	53,611	53,611	53,611
Capacity		655	655	655	655	655	655	655	655	655	655
Enrollment		735	748	748	628	679	669	655	671	645	647
Varnado Elementary School	1960										
Square Footage		16,952	16,952	16,952	16,952	16,952	16,952	16,952	16,952	16,952	16,952
Capacity		275	275	275	275	275	275	275	275	275	275
Enrollment						-	-	-	-	-	-
Varnado High School	1989										
Square Footage		6,310	6,310	6,310	6,310	63,170	63,170	63,170	63,170	63,170	63,170
Capacity		380	380	380	380	380	380	380	380	380	380
Enrollment		256	258	289	312	345	348	374	367	362	356
Wesley Ray Elementary School	1955										
Square Footage		41,618	41,618	41,618	41,618	41,618	41,618	41,618	41,618	41,618	41,618
Capacity		395	395	395	395	395	395	395	395	395	395
Enrollment		265	253	257	244	292	290	289	286	288	310

Source: Washington Parish School Board Department of Finance, MFP/Student Count Report 10/1/2024

Student count does not include Preschool students who only attend for Speech Services

(concluded)

Table 18

WASHINGTON PARISH SCHOOL BOARD
Franklinton, Louisiana

GENERAL FUND REVENUES BY SOURCE
 LAST TEN FISCAL YEARS
 (Unaudited)

Fiscal Year	Local Sources				State Sources		Federal Sources	Total
	Ad Valorem Taxes	Sales Taxes	Earnings On Investments	Other	Equalization	Other		
2016	\$ 1,932,640	\$ 4,685,070	\$ 49,493	\$ 1,478,795	\$ 35,990,743	\$ 1,104,191	\$ 48,197	\$ 45,289,129
2017	1,979,593	4,712,834	73,825	1,072,442	35,986,520	1,174,924	78,887	45,079,025
2018	2,011,587	5,096,853	192,454	862,224	37,125,648	868,740	47,599	46,205,105
2019	1,993,029	4,883,287	322,785	977,688	35,483,304	871,731	43,351	44,575,175
2020	2,083,268	5,096,316	231,675	749,540	36,624,580	1,400,347	66,973	46,252,699
2021	2,196,607	6,531,621	61,581	573,673	35,995,177	1,420,783	65,076	46,844,518
2022	2,277,340	7,163,530	17,140	817,563	35,921,845	1,408,135	85,853	47,691,406
2023	2,358,908	7,498,826	276,947	1,199,827	37,730,373	1,329,159	96,723	50,490,763
2024	2,479,767	8,399,561	478,670	1,701,390	36,136,614	4,857,572	28,873	54,082,447
2025	2,588,428	7,779,993	459,231	1,172,095	36,858,308	5,380,794	23,779	54,262,628

Source: Audited Annual Comprehensive Financial Reports - Information available for ten years

Table 19

WASHINGTON PARISH SCHOOL BOARD
Franklinton, Louisiana

STATE SUPPORT AND LOCAL SUPPORT
 PER STUDENT
 LAST TEN FISCAL YEARS
 (Unaudited)

<u>Fiscal Year</u>	<u>Number of Students (2)</u>	<u>State Support (1)</u>	<u>State Support per Student</u>	<u>Total Student Expenditures (1)</u>	<u>Total Cost per Student</u>	<u>Local Support (1)</u>	<u>Local Support per Student</u>
2016	5,372	\$ 37,505,480	\$ 6,982	\$ 54,106,007	\$ 10,072	\$ 8,452,649	\$ 1,573
2017	5,323	37,572,073	7,058	54,288,105	10,199	7,874,687	1,479
2018	5,311	37,994,388	7,154	49,792,019	9,375	8,200,569	1,544
2019	5,289	36,735,693	6,946	53,998,508	10,210	8,215,801	1,553
2020	5,172	38,472,814	7,439	53,857,504	10,413	8,309,999	1,607
2021	5,045	37,862,892	7,505	60,510,712	11,994	11,190,779	2,218
2022	4,656	37,918,721	8,144	67,202,810	14,434	14,728,441	3,163
2023	4,845	39,756,189	8,206	69,525,871	14,350	14,204,459	2,932
2024	4,643	41,531,850	8,945	62,052,816	13,365	16,067,527	3,461
2025	4,632	42,690,226	9,216	61,234,974	13,220	15,965,480	3,447

(1) Consists of General Fund and Special Revenue Funds

(2) Per October 1, 2024 student count per Jcampus

Table 20

WASHINGTON PARISH SCHOOL BOARD
Franklinton, Louisiana

PERCENTAGE OF ANNUAL DEBT SERVICE EXPENDITURES
 FOR GENERAL BONDED DEBT TO
 TOTAL GENERAL FUND EXPENDITURES
 LAST TEN FISCAL YEARS
 (Unaudited)

Fiscal Year	Principal	Interest	Total Debt Service	Total General Fund Expenditures	Percentage of Debt Service to General Fund Expenditures
2016	\$ 1,277,000	\$ 279,144	\$ 1,556,144	\$ 45,170,588	3.45%
2017	1,315,000	243,896	1,558,896	44,166,345	3.53%
2018	1,358,000	208,714	1,566,714	45,185,415	3.47%
2019	1,220,000	170,724	1,390,724	45,366,326	3.07%
2020	1,255,000	138,158	1,393,158	45,877,549	3.04%
2021	1,285,000	105,026	1,390,026	46,775,112	2.97%
2022	1,320,000	71,102	1,391,102	51,424,532	2.71%
2023	1,360,000	36,342	1,396,342	51,490,633	2.71%
2024	-	-	-	54,043,577	0.00%
2025	-	-	-	55,050,087	0.00%

Source: Audited Annual Comprehensive Financial Reports - Information available for ten years

* Refunding of bonds involved large payment to principal.

SINGLE AUDIT SECTION

REQUIRED REPORTS - GOVERNMENT AUDITING STANDARDS

The following pages contain reports on the internal control structure and compliance with laws and regulations required by *Government Auditing Standards*, issued by the Comptroller General of the United States. These reports address the financial statements, as well as the federal financial assistance programs of the School Board.

In accordance with Office of Management and Budget Uniform Guidance, a Schedule of Expenditures of Federal Awards and related notes are presented.

Franklinton High School



**INDEPENDENT AUDITORS' REPORT ON INTERNAL CONTROL OVER FINANCIAL REPORTING
AND ON COMPLIANCE AND OTHER MATTERS BASED ON AN AUDIT OF FINANCIAL
STATEMENTS PERFORMED IN ACCORDANCE WITH GOVERNMENT AUDITING STANDARDS**

The Members of the
Washington Parish School Board
Franklinton, Louisiana:

We have audited, in accordance with the auditing standards generally accepted in the United States of America and the standards applicable to financial audits contained in *Government Auditing Standards*, issued by the Comptroller General of the United States, the financial statements of the governmental activities, each major fund, and the aggregate remaining fund information of the Washington Parish School Board (the School Board), as of and for the year ended June 30, 2025, and the related notes to the financial statements, which collectively comprise the School Board's basic financial statements and have issued our report thereon dated December 19, 2025.

Report on Internal Control over Financial Reporting

In planning and performing our audit of the financial statements, we considered the School Board's internal control over financial reporting (internal control) as a basis for designing audit procedures that are appropriate in the circumstances for the purpose of expressing our opinions on the financial statements, but not for the purpose of expressing an opinion on the effectiveness of the School Board's internal control. Accordingly, we do not express an opinion on the effectiveness of the School Board's internal control.

A deficiency in internal control exists when the design or operation of a control does not allow management or employees, in the normal course of performing their assigned functions, to prevent, or detect and correct, misstatements, on a timely basis. *A material weakness* is a deficiency, or a combination of deficiencies, in internal control, such that there is a reasonable possibility that a material misstatement of the entity's financial statements will not be prevented, or detected and corrected, on a timely basis. *A significant deficiency* is a deficiency, or a combination of deficiencies, in internal control that is less severe than a material weakness, yet important enough to merit attention by those charged with governance.

Our consideration of internal control was for the limited purpose described in the first paragraph of this section and was not designed to identify all deficiencies in internal control that might be material weaknesses or, significant deficiencies. Given these limitations, during our audit we did not identify any deficiencies in internal control that we consider to be material weaknesses. However, material weaknesses or significant deficiencies may exist that were not identified.

Report on Compliance and Other Matters

As part of obtaining reasonable assurance about whether the Board's financial statements are free from material misstatement, we performed tests of its compliance with certain provisions of laws, regulations, contracts, and grant agreements, noncompliance with which could have a direct and material effect on the financial statements. However, providing an opinion on compliance with those provisions was not an objective of our audit and, accordingly, we do not express such an opinion. The results of our tests disclosed instances of noncompliance or other matters that are required to be reported under *Government Auditing Standards* and which are described in the accompanying schedule of findings and questioned costs as item 2025-001.

School Board's Response to Findings

Government Auditing Standards requires the auditor to perform limited procedures on the Board's responses to the findings identified in our audit and described in the accompanying schedule of findings and questioned costs. The Board's responses were not subjected to the other auditing procedures applied in the audit of the financial statements and, accordingly, we express no opinion on the responses.

Purpose of this Report

The purpose of this report is solely to describe the scope of our testing of internal control and compliance and the results of that testing, and not to provide an opinion on the effectiveness of the entity's internal control or on compliance. This report is an integral part of an audit performed in accordance with *Government Auditing Standards* in considering the entity's internal control and compliance. Accordingly, this communication is not suitable for any other purpose.

EisnerAmper LLP

EISNERAMPER LLC
Metairie, Louisiana
December 19, 2025

EISNERAMPER
LLP



**INDEPENDENT AUDITORS' REPORT ON COMPLIANCE FOR EACH MAJOR PROGRAM AND ON
INTERNAL CONTROL OVER COMPLIANCE REQUIRED BY THE UNIFORM GUIDANCE**

The Members of the Washington Parish School Board
Franklinton, Louisiana:

Report on Compliance for Each Major Federal Program***Opinion on Each Major Federal Program***

We have audited Washington Parish School Board's (the School Board) compliance with the types of compliance requirements identified as subject to audit in the OMB *Compliance Supplement* that could have a direct and material effect on the School Board's major federal program for the year ended June 30, 2025. The School Board's major federal program is identified in the summary of auditors' results section of the accompanying schedule of findings and questioned costs.

In our opinion, the School Board complied, in all material respects, with the compliance requirements referred to above that could have a direct and material effect on its major federal program for the year ended year ended June 30, 2025.

Basis for Opinion on Each Major Federal Program

We conducted our audit of compliance in accordance with auditing standards generally accepted in the United States of America; the standards applicable to financial audits contained in *Government Auditing Standards* issued by the Comptroller General of the United States; and the audit requirements of Title 2 U.S. *Code of Federal Regulations* Part 200, *Uniform Administrative Requirements, Cost Principles, and Audit Requirements for Federal Awards* (Uniform Guidance). Our responsibilities under those standards and the Uniform Guidance are further described in the Auditors' Responsibilities for the Audit of Compliance section of our report.

We are required to be independent of the School Board and to meet our other ethical responsibilities, in accordance with relevant ethical requirements relating to our audit. We believe that the audit evidence we have obtained is sufficient and appropriate to provide a basis for our opinion on compliance for the major federal program. Our audit does not provide a legal determination of the School Board's compliance with the compliance requirements referred to above.

Responsibilities of Management for Compliance

Management is responsible for compliance with the requirements referred to above and for the design, implementation, and maintenance of effective internal control over compliance with the requirements of laws, statutes, regulations, rules, and provisions of contracts or grant agreements applicable to the School Board's federal programs.

Auditors' Responsibilities for the Audit of Compliance

Our objectives are to obtain reasonable assurance about whether material noncompliance with the compliance requirements referred to above occurred, whether due to fraud or error, and express an opinion on the School Board's compliance based on our audit. Reasonable assurance is a high level of assurance but is not absolute assurance and therefore is not a guarantee that an audit conducted in accordance with generally accepted auditing standards, *Government Auditing Standards*, and the Uniform Guidance will always detect material noncompliance when it exists. The risk of not detecting material noncompliance resulting from fraud is higher than for that resulting from error, as fraud may involve collusion, forgery, intentional omissions, misrepresentations, or the override of internal control. Noncompliance with the compliance requirements referred to above is considered material if there is a substantial likelihood that, individually or in the aggregate, it would influence the judgment made by a reasonable user of the report on compliance about the School Board's compliance with the requirements of the major federal program as a whole.

In performing an audit in accordance with generally accepted auditing standards, *Government Auditing Standards*, and the Uniform Guidance, we:

- Exercise professional judgment and maintain professional skepticism throughout the audit.
- Identify and assess the risks of material noncompliance, whether due to fraud or error, and design and perform audit procedures responsive to those risks. Such procedures include examining, on a test basis, evidence regarding the School Board's compliance with the compliance requirements referred to above and performing such other procedures as we considered necessary in the circumstances.
- Obtain an understanding of the School Board's internal control over compliance relevant to the audit in order to design audit procedures that are appropriate in the circumstances and to test and report on internal control over compliance in accordance with the Uniform Guidance, but not for the purpose of expressing an opinion on the effectiveness of the School Board's internal control over compliance. Accordingly, no such opinion is expressed.

We are required to communicate with those charged with governance regarding, among other matters, the planned scope and timing of the audit and any significant deficiencies and material weaknesses in internal control over compliance that we identified during the audit.

Report on Internal Control over Compliance

A *deficiency in internal control over compliance* exists when the design or operation of a control over compliance does not allow management or employees, in the normal course of performing their assigned functions, to prevent, or detect and correct, noncompliance with a type of compliance requirement of a federal program on a timely basis. A *material weakness in internal control over compliance* is a deficiency, or a combination of deficiencies, in internal control over compliance, such that there is a reasonable possibility that material noncompliance with a type of compliance requirement of a federal program will not be prevented, or detected and corrected, on a timely basis. A *significant deficiency in internal control over compliance* is a deficiency, or a combination of deficiencies, in internal control over compliance with a type of compliance requirement of a federal program that is less severe than a material weakness in internal control over compliance, yet important enough to merit attention by those charged with governance.



Our consideration of internal control over compliance was for the limited purpose described in the Auditor's Responsibilities for the Audit of Compliance section above and was not designed to identify all deficiencies in internal control over compliance that might be material weaknesses or significant deficiencies in internal control over compliance. Given these limitations, during our audit we did not identify any deficiencies in internal control over compliance that we consider to be material weaknesses, as defined above. However, material weaknesses or significant deficiencies in internal control over compliance may exist that were not identified.

Our audit was not designed for the purpose of expressing an opinion on the effectiveness of internal control over compliance. Accordingly, no such opinion is expressed.

The purpose of this report on internal control over compliance is solely to describe the scope of our testing of internal control over compliance and the results of that testing based on the requirements of the Uniform Guidance. Accordingly, this report is not suitable for any other purpose.

EisnerAmper LLP

EISNERAMPER LLP
Metairie, Louisiana
December 19, 2025

EISNERAMPER
LLP



WASHINGTON PARISH SCHOOL BOARD
Franklinton, Louisiana

Schedule of Expenditures of Federal Awards

For the year ended June 30, 2025

	Pass-Through Number	Assistance Listing Number	Expenditures
United States Department of Agriculture:			
Passed-through Louisiana Department of Education:			
National School Lunch Program	-	10.555	\$ 3,384,051
National School Lunch Program - Commodities	-	10.555	289,529
Summer Food Service Program for Children	-	10.559	22,007
Summer Food Service Program - Commodities	-	10.559	15,363
Total Child Nutrition Cluster			<u>3,710,950</u>
Child and Adult Care Food Program	-	10.558	173,058
Child and Adult Care Food Program - Commodities	-	10.558	6,950
Total United States Department of Agriculture			<u>3,890,958</u>
United States Department of Defense:			
Marine ROTC	-	12.unk	23,779
Total United States Department of Defense			<u>23,779</u>
United States Department of Justice:			
STOP School Violence Program	-	16.839	85,834
Total United States Department of Justice			<u>85,834</u>
United States Department of Health and Human Services:			
Passed-through Louisiana Workforce Commission			
Temporary Assistance for Needy Families - Jobs for Graduates (JAG)	-	93.558	53,745
Passed-through Louisiana Department of Education:			
Child Care and Development Block Grant	-	93.575	28,613
Child Care and Development Block Grant (Covid-19)	28-22-RSCC-59	93.596	100,000
Total CCDF Cluster			<u>128,613</u>
Every Student Succeeds Act (ESSA) / Preschool Development Grants	28-22-B3SP-59, 28-22-RSB5-59 and 28-24-GF23-59	93.434	214,469
Total United States Department of Health and Human Services			<u>396,827</u>
United States Department of Education:			
Passed-through Louisiana Department of Education:			
IDEA - PART B Special Education-Grants to States	28-25-B1-59	84.027A	1,553,194
Individuals with Disabilities Education Act - Preschool	28-25-P1-59	84.173A	58,690
Total Special Education Cluster (IDEA)			1,611,884
Title I Grants to Local Educational Agencies (Title I, Part A of the ESEA)	28-25-T1-59	84.010A	2,444,482
Title I Grants to Local Educational Agencies	28-22-RD19-59	84.010A	274,070
Total Title I Grants			<u>2,718,552</u>
Covid-19 Governor's Emergency Education Relief (GEER) Fund	28-21-GERF-26	84.425U	2,722,018
Covid-19 American Rescue Plan - Elementary and Secondary School	28-22-HARP-59	84.425W	7,157
Total Covid-19 Education Stabilization Fund			<u>2,729,175</u>
Vocational Education - Basic Grants to States	28-25-02-59	84.048A	85,054
Rural Education Achievement Program	28-25-RLIS-59	84.358B	187,345
Title III - Immigrant	28-25-S3-59	84.365A	1,636
Title II - Improving Teacher Quality State Grant	28-25-50-59	84.367A	332,684
Striving Readers Comprehensive Literacy	28-20-CCU9-59	84.371C	185,000
Title IVA Student Support and Academic Enrichment Program	28-25-71-59	84.424A	20,913
Total United States Department of Education			<u>7,872,243</u>
Total Federal Award Expenditures			<u>\$ 12,269,641</u>

WASHINGTON PARISH SCHOOL BOARD

FRANKLINTON, LOUISIANA

Notes to Schedule of Expenditures of Federal Awards

June 30, 2025

1. Basis of Presentation

The accompanying Schedule of Expenditures of Federal Awards (the "Schedule") includes the federal award activity of the Washington Parish School Board (the School Board) under programs of the federal government for the year ended June 30, 2025. The information in this Schedule is presented in accordance with the requirements of Title 2 U.S. Code of Federal Regulations Part 200, *Uniform Administrative Requirements, Cost Principles, and Audit Requirements for Federal Awards* (Uniform Guidance). Because the Schedule presents only a selected portion of the operations of the School Board, it is not intended to and does not present the financial position, changes in net assets, or cash flows of the School Board.

2. Summary of Significant Accounting Policies

Expenditures reported on the Schedule are reported on the modified accrual basis of accounting. Such expenditures are recognized following the cost principles contained in the Uniform Guidance, wherein certain types of expenditures are not allowable or are limited as to reimbursement. The School Board has elected not to use the up to 15-percent de minimis indirect cost rates allowed under the Uniform Guidance.

3. Relationship to Financial Statements

Federal revenues are reported as revenues from federal sources in the statement of revenues, expenditures, and changes in fund balances totaling \$12,371,141, which includes revenues of \$101,500 earned for the reimbursement of prior year expenditures. The remaining balance of \$12,269,641 agrees to the Schedule for the year ended June 30, 2025.

4. Relationship to Federal Financial Reports

Amounts reported in the Schedule agree with the amounts reported in the related federal financial reports, except for the amounts in reports submitted as of a date subsequent to June 30, 2025.

5. Subrecipients

Federal grant funds were not passed through to subrecipients during the year ended June 30, 2025.

6. Commodities

Non-monetary assistance is reported in the Schedule at the fair market value of the commodities received. During the year ended June 30, 2025, the School Board received commodities valued at \$311,842.

WASHINGTON PARISH SCHOOL BOARD
FRANKLINTON, LOUISIANA

Schedule of Findings and Questioned Costs

Year ended June 30, 2025

(1) Summary of Auditors' Results

- (a) Type of auditors' report issued: unmodified opinion
- (b) Internal control over financial reporting:
Material weakness(es) identified: no
Significant deficiencies identified that are not considered to be material weakness(es): none reported
- (c) Noncompliance material to financial statements noted: yes
- (d) Internal control over major programs:
Material weakness(es) identified: no
Significant deficiencies identified that are not considered to be material weakness(es): none reported
- (e) Type of auditors' report issued on compliance for major programs: unmodified opinion
- (f) Any audit findings which are required to be reported in accordance with the 2 CFR 200.516(a): no
- (g) Major program:
Child Nutrition Cluster 10.555, 10.559
- (h) Dollar threshold used to distinguish between Type A and Type B programs: \$750,000
- (i) Auditee qualified as a low-risk auditee: yes

WASHINGTON PARISH SCHOOL BOARD

FRANKLINTON, LOUISIANA

(2) Findings Relating to the Financial Statements Reported in Accordance with Government Auditing Standards:

2025-001 Local Government Budget Act

Criteria: The Louisiana Local Government Budget Act (R.S. 39:1301-1315) requires:

- Louisiana Revised Statute 39:1305 requires each political subdivision to prepare and adopt an annual budget for the general fund and each special revenue fund (RS. 39:1305)
- Louisiana Revised Statute 39:1311 requires the governmental entity to revise its budget when total revenues or expenditures and other sources or uses plus projected revenues or expenditures and other sources or uses for the remainder of the year, within a fund, are failing to meet total respective budgeted amounts.

Condition: For fiscal year ended June 30, 2025, the following budget findings were present:

- The School Board did not adopt an annual budget for the special revenue fund Educational Facilities Improvement District.
- Actual expenditures and other financing uses exceeded the adopted budget by more than 5% for the special revenue fund Special Federal, the School Board did not provide written notification or adopt a budget amendment as required.
- Actual revenues were less than the adopted budget by more than 5% for the special revenue fund School Lunch, the School Board did not provide written notification or adopt a budget amendment as required.

Cause: The School Board failed to take the necessary steps to ensure compliance with the requirements of Louisiana Revised Statute 39:1311.

Effect: Failure to adopt a budget and amend when required violates Louisiana Revised Statute 39:1305 and 39:1311, reduces oversight, and transparency, and increases the risk of unauthorized or imprudent spending.

Recommendation: We recommend that the School Board:

1. Prepare and adopt annual budgets for all funds in accordance with the Louisiana Local Government Budget Act.
2. Establish a budget monitoring process to identify when revenues and other financing sources, expenditures and other financing uses have an unfavorable 5% variance and ensure timely written notification and adoption of amendments.

View of Responsible Official: Management will review new revenue streams and prepare and adopt annual budgets for all funds. Management will monitor actual to budget comparisons monthly to identify when expenditures and other financing uses exceed five percent. Should amendments be necessary, management will establish a timeline to ensure the proper and timely notification and adoption of necessary amendments for the fiscal period.

(3) Findings and Questioned Costs relating to Federal Awards:

None

WASHINGTON PARISH SCHOOL BOARD

FRANKLINTON, LOUISIANA

Summary Schedule of Prior Audit Findings

Year ended June 30, 2025

Findings Relating to the Financial Statements Reported in Accordance with *Government Auditing Standards*:

None

Findings and Questioned Costs relating to Federal Awards:

2024-001 Procurement and Suspension and Debarment

Federal Program: U.S. Department of Education, Special Education Cluster – Assistance Listing Number 84.027, 84.173

Criteria: Non-federal entities are prohibited from contracting with parties that are suspended or debarred. "Covered transactions" include contracts for goods and services awarded under a non-procurement transaction (e.g., grant or cooperative agreement) that are expected to equal or exceed \$25,000 or meet certain other criteria as specified in 2 CFR section 180.220. When a non-federal entity enters into a covered transaction, the non-federal entity must verify that the entity, as defined in 2 CFR section 180.995 and agency adopting regulations, is not suspended or debarred or otherwise excluded from participating in the transaction. This verification may be accomplished by (1) checking the System for Award Management (SAM) Exclusions maintained by the General Services Administration (GSA) and available at SAM.gov, (2) receiving a certification from the entity, or (3) adding a clause or condition to the covered transaction with that entity (2 CFR section 180.300).

Condition: During our testing of compliance with the suspension and debarment regulations, the School Board was unable to provide documentation of its conclusion that one vendor was not suspended or debarred. The universe (population) from which the items were selected was all vendor payments during the year ended June 30, 2024 over \$25,000 consisting of one vendor. Based on a review of SAM.gov, this vendor was not suspended or debarred.

Recommendation: We recommend that the School Board review of all contracts to ensure the appropriate language exists regarding suspension and debarment regulations, and the School Board should consider an annual review of SAM.gov for all vendors are paid from federal grants.

Status Resolved

WASHINGTON PARISH SCHOOL SYSTEM

P.O. Box 587
FRANKLINTON, LOUISIANA 70438
(985) 839-3436 • FAX: (985) 839-5464

December 17, 2025

Corrective Action Plan

Audit Finding Reference Number : 2025-001 Local Government Budget Act

In response to the following conditions:


- The School Board did not adopt an annual budget for the special revenue fund Educational Facilities Improvement District.
- Actual expenditures and other financing uses exceeded the adopted budget by more than 5% for the special revenue fund Special Federal, the School Board did not provide written notification or adopt a budget amendment as required.
- Actual revenues were less than the adopted budget by more than 5% for the special revenue fund School Lunch, the School Board did not provide written notification or adopt a budget amendment as required.

Management is engaging in the following corrective action steps:

- Evaluate potential new revenue streams as to whether they will be federal, state or local funding.
- Advise other departments to advise Director of Finance of new revenue streams that may impact their respective divisions and to assist in developing proposed budgets for such funding.
- Present any new or continuing proposed budgets to the School Board for its approval prior to the receipt of such funding.
- Monitor all funds on a monthly basis to compare actual revenues and expenditures against their current budgets.
- Prepare and propose amended budgets for those budgets which have approached or potentially could approach a 5% or greater unfavorable variance in comparison to its current budget.
- Establish a timeline to ensure the proper and timely notification and adoption of any necessary budget amendments for the current fiscal period.

These action steps are being implemented as of the date of this response (December 17, 2025) at the direction of Ms. Dana Knight, Director of Finance.

Respectfully submitted,



Dana Knight
Director of Finance

EISNER&ER

WASHINGTON PARISH SCHOOL BOARD

**REPORT ON STATEWIDE
AGREED-UPON PROCEDURES ON
COMPLIANCE AND CONTROL AREAS**

FOR THE YEAR ENDED JUNE 30, 2025



WASHINGTON PARISH SCHOOL BOARD

CONTENTS

	<u>Page</u>
Independent Accountants' Report on Applying Agreed-Upon Procedures	1
Schedule A: Agreed-Upon Procedures Performed and Associated Findings	2 - 14
Schedule B: Management's Response and Corrective Action Plan	15

INDEPENDENT ACCOUNTANTS' REPORT ON APPLYING AGREED-UPON PROCEDURES

To: Washington Parish School Board and the Louisiana Legislative Auditor

We have performed the procedures enumerated in Schedule A on the control and compliance (C/C) areas identified in the Louisiana Legislative Auditor's (LLA's) Statewide Agreed-Upon Procedures (SAUPs) of Washington Parish School Board for the fiscal period July 1, 2024 through June 30, 2025. Washington Parish School Board's management is responsible for those C/C areas identified in the SAUPs.

The School Board has agreed to and acknowledged that the procedures performed are appropriate to meet the intended purpose of performing specified procedures on the C/C areas identified in LLA's SAUPs for the fiscal period July 1, 2024 through June 30, 2025. Additionally, LLA has agreed to and acknowledged that the procedures performed are appropriate for its purposes. This report may not be suitable for any other purpose. The procedures performed may not address all the items of interest to a user of this report and may not meet the needs of all users of this report and, as such, users are responsible for determining whether the procedures performed are appropriate for their purposes.

The procedures we performed, and the associated findings are summarized in the attached Schedule A, which is an integral part of this report.

We were engaged by the School Board to perform this agreed-upon procedures engagement and conducted our engagement in accordance with attestation standards established by the AICPA and the standards applicable to attestation engagements contained in *Government Auditing Standards* issued by the Comptroller General of the United States. We were not engaged to and did not conduct an examination or review, the objective of which would be the expression of an opinion or conclusion, respectively, on those C/C areas identified in the SAUPs of the School Board for the fiscal period July 1, 2024 through June 30, 2025. Accordingly, we do not express such an opinion or conclusion. Had we performed additional procedures, other matters might have come to our attention that would have been reported to you.

We are required to be independent of Washington Parish School Board and to meet our other ethical responsibilities, in accordance with the relevant ethical requirements related to our agreed-upon procedures engagement.

The purpose of this report is intended solely to describe the scope of testing performed on those C/C areas identified in the SAUPs, and the result of that testing, and not to provide an opinion on control or compliance. Accordingly, this report is not suitable for any other purpose. Under Louisiana Revised Statute 24:513, this report is distributed by the LLA as a public document.



EISNERAMPER, LLP
Metairie, Louisiana
December 19, 2025

WASHINGTON PARISH SCHOOL BOARD
AGREED-UPON PROCEDURES PERFORMED AND ASSOCIATED FINDINGS
JUNE 30, 2025

Schedule A

The procedures performed and the results thereof are set forth below. The procedure is stated first, followed by the results of the procedure presented in italics. If the item being subjected to the procedures is positively identified or present, then the results will read “*no exception noted*” or for step 13 “*we performed the procedure and discussed the results with management*”. If not, then a description of the exception ensues.

1) Written Policies and Procedures

A. Obtain and inspect the entity's written policies and procedures and observe whether they address each of the following categories and subcategories (if applicable to public funds and the entity's operations):

- i. **Budgeting**, including preparing, adopting, monitoring, and amending the budget.

No exception noted.

- ii. **Purchasing**, including (1) how purchases are initiated; (2) how vendors are added to the vendor list; (3) the preparation and approval process of purchase requisitions and purchase orders; (4) controls to ensure compliance with the Public Bid Law; and (5) documentation required to be maintained for all bids and price quotes.

The School Board's purchasing policy does not address (2) how vendors are added to the vendor list. The other attributes were addressed in the policies and procedures.

- iii. **Disbursements**, including processing, reviewing, and approving

The School Board's disbursements policy does not address processing disbursements. The other attributes were addressed in the policies and procedures.

- iv. **Receipts/Collections**, including receiving, recording, and preparing deposits. Also, policies and procedures should include management's actions to determine the completeness of all collections for each type of revenue or agency fund additions (e.g., periodic confirmation with outside parties, reconciliation to utility billing after cutoff procedures, reconciliation of traffic ticket number sequences, agency fund forfeiture monies confirmation).

The School Board does not have a written policy for receipts/collections.

- v. **Payroll/Personnel**, including (1) payroll processing, (2) reviewing and approving time and attendance records, including leave and overtime worked, and (3) approval process for employee rates of pay or approval and maintenance of pay rate schedules.

No exception noted.

- vi. **Contracting**, including (1) types of services requiring written contracts, (2) standard terms and conditions, (3) legal review, (4) approval process, and (5) monitoring process.

The School Board's contracting policies and procedures do not address (3) legal review. The other attributes were addressed in the policies and procedures.

- vii. **Travel and Expense Reimbursement**, including (1) allowable expenses, (2) dollar thresholds by category of expense, (3) documentation requirements, and (4) required approvers.

No exception noted.

**WASHINGTON PARISH SCHOOL BOARD
AGREED-UPON PROCEDURES PERFORMED AND ASSOCIATED FINDINGS
JUNE 30, 2025**

Schedule A

- viii. **Credit Cards (and debit cards, fuel cards, purchase cards, if applicable)**, including (1) how cards are to be controlled, (2) allowable business uses, (3) documentation requirements, (4) required approvers of statements, and (5) monitoring card usage (e.g., determining the reasonableness of fuel card purchases).

The School Board does not have a written policy for credit cards.

- ix. **Ethics**, including (1) the prohibitions as defined in Louisiana Revised Statute (R.S.) 42:1111-1121, (2) actions to be taken if an ethics violation takes place, (3) system to monitor possible ethics violations, and (4) a requirement that documentation is maintained to demonstrate that all employees and officials were notified of any changes to the entity's ethics policy.

The School Board's ethics policies do not address (3) a system to monitor possible ethics violations and (4) a requirement that employees annually attest via signature that they have read the ethics policy. The other attributes were addressed in the policies and procedures.

- x. **Debt Service**, including (1) debt issuance approval, (2) continuing disclosure/EMMA reporting requirements, (3) debt reserve requirements, and (4) debt service requirements.

The School Board's debt service policy does not address (3) debt service requirements. The other attributes were addressed in the policies and procedures.

- xi. **Information Technology Disaster Recovery/Business Continuity**, including (1) identification of critical data and frequency of data backups, (2) storage of backups in a separate physical location isolated from the network, (3) periodic testing/verification that backups can be restored, (4) use of antivirus software on all systems, (5) timely application of all available system and software patches/updates, and (6) identification of personnel, processes, and tools needed to recover operations after a critical event.

No exception noted.

- xii. **Prevention of Sexual Harassment**, including R.S. 42:342-344 requirements for (1) agency responsibilities and prohibitions, (2) annual employee training, and (3) annual reporting.

The School Board's sexual harassment policy does not address (3) annual reporting. The other attributes were addressed in the policies and procedures.

2) Board or Finance Committee

- A. Obtain and inspect the board/finance committee minutes for the fiscal period, as well as the board's enabling legislation, charter, bylaws, or equivalent document in effect during the fiscal period, and:
- i. Observe whether the board/finance committee met with a quorum at least monthly, or on a frequency in accordance with the board's enabling legislation, charter, bylaws, or other equivalent document.

Procedures were not performed in the current year (year 2) in accordance with LLA guidelines.

**WASHINGTON PARISH SCHOOL BOARD
AGREED-UPON PROCEDURES PERFORMED AND ASSOCIATED FINDINGS
JUNE 30, 2025**

Schedule A

- ii. For those entities reporting on the governmental accounting model, observe whether the minutes referenced or included monthly budget-to-actual comparisons on the general fund, quarterly budget-to-actual comparisons, at a minimum, on all proprietary funds, and semi-annual budget-to-actual comparisons, at a minimum, on all special revenue funds. *Alternatively, for those entities reporting on the not-for-profit accounting model, observe that the minutes referenced or included financial activity relating to public funds if those public funds comprised more than 10% of the entity's collections during the fiscal period.*

Procedures were not performed in the current year (year 2) in accordance with LLA guidelines.

- iii. For governmental entities, obtain the prior year audit report and observe the unassigned fund balance in the general fund. If the general fund had a negative ending unassigned fund balance in the prior year audit report, observe that the minutes for at least one meeting during the fiscal period referenced or included a formal plan to eliminate the negative unassigned fund balance in the general fund.

Procedures were not performed in the current year (year 2) in accordance with LLA guidelines.

- iv. Observe whether the board/finance committee received written updates of the progress of resolving audit finding(s), according to management's corrective action plan at each meeting until the findings are considered fully resolved.

Procedures were not performed in the current year (year 2) in accordance with LLA guidelines.

3) Bank Reconciliations

- A. Obtain a listing of entity bank accounts for the fiscal period from management and management's representation that the listing is complete. Ask management to identify the entity's main operating account. Select the entity's main operating account and randomly select 4 additional accounts (or all accounts if less than 5). Randomly select one month from the fiscal period, obtain and inspect the corresponding bank statement and reconciliation for each selected account, and observe that:

Procedures were not performed in the current year (year 2) in accordance with LLA guidelines.

- i. Bank reconciliations include evidence that they were prepared within 2 months of the related statement closing date (e.g., initialed and dated, electronically logged);

Procedures were not performed in the current year (year 2) in accordance with LLA guidelines.

- ii. Bank reconciliations include written evidence that a member of management or a board member who does not handle cash, post ledgers, or issue checks has reviewed each bank reconciliation within 1 month of the date the reconciliation was prepared (e.g., initialed and dated, electronically logged); and

Procedures were not performed in the current year (year 2) in accordance with LLA guidelines.

**WASHINGTON PARISH SCHOOL BOARD
AGREED-UPON PROCEDURES PERFORMED AND ASSOCIATED FINDINGS
JUNE 30, 2025**

Schedule A

- iii. Management has documentation reflecting it has researched reconciling items that have been outstanding for more than 12 months from the statement closing date, if applicable.

Procedures were not performed in the current year (year 2) in accordance with LLA guidelines.

4) Collections (excluding electronic funds transfers)

- A. Obtain a listing of deposit sites for the fiscal period where deposits for cash/checks/money orders (cash) are prepared and management's representation that the listing is complete. Randomly select 5 deposit sites (or all deposit sites if less than 5).

A listing of deposit sites was provided and included a total of 11 deposit sites. No exceptions were noted as a result of performing this procedure.

From the listing provided, we randomly selected 5 deposit sites and performed the procedures below.

- B. For each deposit site selected, obtain a listing of collection locations and management's representation that the listing is complete. Randomly select one collection location for each deposit site (e.g. 5 collection locations for 5 deposit sites), obtain and inspect written policies and procedures relating to employee job duties (if there are no written policies or procedures, then inquire of employees about their job duties) at each collection location, and observe that job duties are properly segregated at each collection location such that:

A listing of collection locations for each deposit site selected in procedure #4A was provided and included a total of 5 collection locations. No exceptions were noted as a result of performing this procedure.

From each of the listings provided, we randomly selected one collection location for each deposit site. Review of the Entity's written policies and procedures or inquiry with employee(s) regarding job duties was performed in order to perform the procedures below.

- i. Employees responsible for cash collections do not share cash drawers/registers;

No exception noted.

- ii. Each employee responsible for collecting cash is not also responsible for preparing/making bank deposits, unless another employee/official is responsible for reconciling collection documentation (e.g. pre-numbered receipts) to the deposit;

Exception noted. For each location selected for testing, the same employee collects cash and prepares/makes bank deposits and reconciles collections to the deposits.

- iii. Each employee responsible for collecting cash is not also responsible for posting collection entries to the general ledger or subsidiary ledgers, unless another employee/official is responsible for reconciling ledger postings to each other and to the deposit; and

Exception noted. For each location selected for testing, the same employee collects cash and posts collection entries to the general ledger.

**WASHINGTON PARISH SCHOOL BOARD
AGREED-UPON PROCEDURES PERFORMED AND ASSOCIATED FINDINGS
JUNE 30, 2025**

Schedule A

- iv. The employee(s) responsible for reconciling cash collections to the general ledger and/or subsidiary ledgers, by revenue source and/or custodial fund additions, is (are) not also responsible for collecting cash, unless another employee verifies the reconciliation.

Exception noted. For each location selected for testing, the employee responsible for reconciling cash collections to the general ledger also collects cash.

- C. Obtain from management a copy of the bond or insurance policy for theft covering all employees who have access to cash. Observe that the bond or insurance policy for theft was in force during the fiscal period.

No exception noted.

- D. Randomly select two deposit dates for each of the 5 bank accounts selected for Bank Reconciliations procedure #3A (select the next deposit date chronologically if no deposits were made on the dates randomly selected and randomly select a deposit if multiple deposits are made on the same day). *Alternatively, the practitioner may use a source document other than bank statements when selecting the deposit dates for testing, such as a cash collection log, daily revenue report, receipt book, etc.* Obtain supporting documentation for each of the 10 deposits and:

No exception noted.

- i. Observe that receipts are sequentially pre-numbered.

No exception noted.

- ii. Trace sequentially pre-numbered receipts, system reports, and other related collection documentation to the deposit slip.

No exception noted.

- iii. Trace the deposit slip total to the actual deposit per the bank statement.

No exception noted.

- iv. Observe that the deposit was made within one business day of receipt at the collection location (within one week if the depository is more than 10 miles from the collection location or the deposit is less than \$100 and the cash is stored securely in a locked safe or drawer).

For 2 of the 10 deposits selected for testing, the deposit was not made within one business day of receipt. No other exceptions were noted for this procedure.

- v. Trace the actual deposit per the bank statement to the general ledger.

No exception noted.

**WASHINGTON PARISH SCHOOL BOARD
AGREED-UPON PROCEDURES PERFORMED AND ASSOCIATED FINDINGS
JUNE 30, 2025**

Schedule A

5) Non-payroll Disbursements (excluding card purchases, travel reimbursements, and petty cash purchases)

- A. Obtain a listing of locations that process payments for the fiscal period and management's representation that the listing is complete. Randomly select 5 locations (or all locations if less than 5).

The listing of locations that process payments for the fiscal period was provided. No exceptions were noted as a result of performing this procedure.

From the listing provided, we randomly selected 5 locations and performed the procedures below.

- B. For each location selected under #5A above, obtain a listing of those employees involved with non-payroll purchasing and payment functions. Obtain written policies and procedures relating to employee job duties (if the agency has no written policies and procedures, then inquire of employees about their job duties), and observe that job duties are properly segregated such that:

The listing of employees involved with non-payroll purchasing and payment functions for each payment processing location selected in procedure #5A was provided. No exceptions were noted as a result of performing this procedure.

Review of the Entity's written policies and procedures or inquiry with employee(s) regarding job duties was performed in order to perform the procedures below.

- i. At least two employees are involved in initiating a purchase request, approving a purchase, and placing an order or making the purchase;

No exception noted.

- ii. At least two employees are involved in processing and approving payments to vendors;

No exception noted.

- iii. The employee responsible for processing payments is prohibited from adding/modifying vendor files, unless another employee is responsible for periodically reviewing changes to vendor files;

No exception noted.

- iv. Either the employee/official responsible for signing checks mails the payment or gives the signed checks to an employee to mail who is not responsible for processing payments; and

No exception noted.

- v. Only employees/officials authorized to sign checks approve the electronic disbursement (release) of funds, whether through automated clearinghouse (ACH), electronic funds transfer (EFT), wire transfer, or some other electronic means.

No exception noted.

**WASHINGTON PARISH SCHOOL BOARD
AGREED-UPON PROCEDURES PERFORMED AND ASSOCIATED FINDINGS
JUNE 30, 2025**

Schedule A

- C. For each location selected under #5A above, obtain the entity's non-payroll disbursement transaction population (excluding cards and travel reimbursements) and obtain management's representation that the population is complete. Randomly select 5 disbursements for each location, obtain supporting documentation for each transaction and

A listing of non-payroll disbursements for each payment processing location selected in procedures #5A was provided related to the reporting period. No exceptions were noted as a result of performing this procedure.

From each of the listings provided, we randomly selected 5 disbursements and performed the procedures below.

- i. Observe whether the disbursement, whether by paper or electronic means, matched the related original itemized invoice, and that supporting documentation indicates that deliverables included on the invoice were received by the entity, and

No exceptions noted.

- ii. Observe whether the disbursement documentation included evidence (e.g., initial/date, electronic logging) of segregation of duties tested under procedure #5B above, as applicable.

For 20 of the 25 disbursements selected for our procedures, the check signer did not mail the payment nor give the payment to an employee who was not responsible for processing payments. No other exceptions were noted.

For 8 of the 25 disbursements selected for our procedures, the same individual initiated a purchase requisition and approved the purchase. No other exceptions were noted.

- D. Using the entity's main operating account and the month selected in Bank Reconciliations procedure #3A, randomly select 5 non-payroll-related electronic disbursements (or all electronic disbursements if less than 5) and observe that each electronic disbursement was (a) approved by only those persons authorized to disburse funds (e.g., sign checks) per the entity's policy, and (b) approved by the required number of authorized signers per the entity's policy. Note: If no electronic payments were made from the main operating account during the month selected the practitioner should select an alternative month and/or account for testing that does include electronic disbursements.

The School Board does not process non-payroll-related electronic disbursements.

6) Credit Cards/Debit Cards/Fuel Cards/Purchase Cards (Cards)

- A. Obtain from management a listing of all active credit cards, bank debit cards, fuel cards, and purchase cards (cards) for the fiscal period, including the card numbers and the names of the persons who maintained possession of the cards. Obtain management's representation that the listing is complete.

Procedures were not performed in the current year (year 2) in accordance with LLA guidelines.

- B. Using the listing prepared by management, randomly select 5 cards (or all cards if less than 5) that were used during the fiscal period. Randomly select one monthly statement or combined statement for each card (for a debit card, randomly select one monthly bank statement). Obtain supporting documentation, and

Procedures were not performed in the current year (year 2) in accordance with LLA guidelines.

**WASHINGTON PARISH SCHOOL BOARD
AGREED-UPON PROCEDURES PERFORMED AND ASSOCIATED FINDINGS
JUNE 30, 2025**

Schedule A

- i. Observe whether there is evidence that the monthly statement or combined statement and supporting documentation (e.g., original receipts for credit/debit card purchases, exception reports for excessive fuel card usage) were reviewed and approved, in writing (or electronically approved) by someone other than the authorized card holder (those instances requiring such approval that may constrain the legal authority of certain public officials, such as the mayor of a Lawrason Act municipality, should not be reported; and

Procedures were not performed in the current year (year 2) in accordance with LLA guidelines.

- ii. Observe that finance charges and late fees were not assessed on the selected statements.

Procedures were not performed in the current year (year 2) in accordance with LLA guidelines.

- C. Using the monthly statements or combined statements selected under procedure #6B above, excluding fuel cards, randomly select 10 transactions (or all transactions if less than 10) from each statement, and obtain supporting documentation for the transactions (e.g., each card should have 10 transactions subject to inspection). For each transaction, observe that it is supported by (1) an original itemized receipt that identifies precisely what was purchased, (2) written documentation of the business/public purpose, and (3) documentation of the individuals participating in meals (for meal charges only). For missing receipts, the practitioner should describe the nature of the transaction and observe whether management had a compensating control to address missing receipts, such as a "missing receipt statement" that is subject to increased scrutiny.

Procedures were not performed in the current year (year 2) in accordance with LLA guidelines.

7) Travel and Travel-Related Expense Reimbursements (excluding card transactions)

- A. Obtain from management a listing of all travel and travel-related expense reimbursements during the fiscal period and management's representation that the listing or general ledger is complete. Randomly select 5 reimbursements, and obtain the related expense reimbursement forms/prepaid expense documentation of each selected reimbursement, as well as the supporting documentation. For each of the 5 reimbursements selected:

Procedures were not performed in the current year (year 2) in accordance with LLA guidelines.

- i. If reimbursed using a per diem, observe that the approved reimbursement rate is no more than those rates established either by the State of Louisiana or the U.S. General Services Administration (www.gsa.gov);

Procedures were not performed in the current year (year 2) in accordance with LLA guidelines.

- ii. If reimbursed using actual costs, observe that the reimbursement is supported by an original itemized receipt that identifies precisely what was purchased;

Procedures were not performed in the current year (year 2) in accordance with LLA guidelines.

**WASHINGTON PARISH SCHOOL BOARD
AGREED-UPON PROCEDURES PERFORMED AND ASSOCIATED FINDINGS
JUNE 30, 2025**

Schedule A

- iii. Observe that each reimbursement is supported by documentation of the business/public purpose (for meal charges, observe that the documentation includes the names of those individuals participating) and other documentation required by "Written Policies and Procedures", procedure #1A(vii); and

Procedures were not performed in the current year (year 2) in accordance with LLA guidelines.

- iv. Observe that each reimbursement was reviewed and approved, in writing, by someone other than the person receiving reimbursement.

Procedures were not performed in the current year (year 2) in accordance with LLA guidelines.

8) Contracts

- A. Obtain from management a listing of all agreements/contracts for professional services, materials and supplies, leases, and construction activities that were initiated or renewed during the fiscal period. *Alternatively, the practitioner may use an equivalent selection source, such as an active vendor list.* Obtain management's representation that the listing is complete. Randomly select 5 contracts (or all contracts if less than 5) from the listing, excluding the practitioner's contract, and

Procedures were not performed in the current year (year 2) in accordance with LLA guidelines.

- i. Observe whether the contract was bid in accordance with the Louisiana Public Bid Law (e.g., solicited quotes or bids, advertised), if required by law;

Procedures were not performed in the current year (year 2) in accordance with LLA guidelines.

- ii. Observe whether the contract was approved by the governing body/board, if required by policy or law (e.g. Lawrason Act, Home Rule Charter);

Procedures were not performed in the current year (year 2) in accordance with LLA guidelines.

- iii. If the contract was amended (e.g., change order), observe that the original contract terms provided for such an amendment and that amendments were made in compliance with the contract terms (e.g., if approval is required for any amendment, the documented approval); and

Procedures were not performed in the current year (year 2) in accordance with LLA guidelines.

- iv. Randomly select one payment from the fiscal period for each of the 5 contracts, obtain the supporting invoice, agree the invoice to the contract terms, and observe that the invoice and related payment agreed to the terms and conditions of the contract.

Procedures were not performed in the current year (year 2) in accordance with LLA guidelines.

**WASHINGTON PARISH SCHOOL BOARD
AGREED-UPON PROCEDURES PERFORMED AND ASSOCIATED FINDINGS
JUNE 30, 2025**

Schedule A

9) Payroll and Personnel

- A. Obtain a listing of employees/elected officials employed during the fiscal period and management's representation that the listing is complete. Randomly select 5 employees/officials, obtain related paid salaries and personnel files, and agree paid salaries to authorized salaries/pay rates in the personnel files.

Procedures were not performed in the current year (year 2) in accordance with LLA guidelines.

- B. Randomly select one pay period during the fiscal period. For the 5 employees/officials selected under procedure #9A above, obtain attendance records and leave documentation for the pay period, and

Procedures were not performed in the current year (year 2) in accordance with LLA guidelines.

- i. Observe that all selected employees/officials documented their daily attendance and leave (e.g., vacation, sick, compensatory);

Procedures were not performed in the current year (year 2) in accordance with LLA guidelines.

- ii. Observe whether supervisors approved the attendance and leave of the selected employees or officials;

Procedures were not performed in the current year (year 2) in accordance with LLA guidelines.

- iii. Observe that any leave accrued or taken during the pay period is reflected in the entity's cumulative leave records; and

Procedures were not performed in the current year (year 2) in accordance with LLA guidelines.

- iv. Observe the rate paid to the employees or officials agrees to the authorized salary/pay rate found within the personnel file.

Procedures were not performed in the current year (year 2) in accordance with LLA guidelines.

- C. Obtain a listing of those employees or officials that received termination payments during the fiscal period and management's representation that the list is complete. Randomly select two employees or officials and obtain related documentation of the hours and pay rates used in management's termination payment calculations and the entity's policy on termination payments. Agree the hours to the employee's or official's cumulative leave records, agree the pay rates to the employee's or official's authorized pay rates in the employee's or official's personnel files, and agree the termination payment to entity policy.

Procedures were not performed in the current year (year 2) in accordance with LLA guidelines.

- D. Obtain management's representation that employer and employee portions of third-party payroll related amounts (e.g., payroll taxes, retirement contributions, health insurance premiums, garnishments, workers' compensation premiums, etc.) have been paid, and any associated forms have been filed, by required deadlines.

Procedures were not performed in the current year (year 2) in accordance with LLA guidelines.

WASHINGTON PARISH SCHOOL BOARD
AGREED-UPON PROCEDURES PERFORMED AND ASSOCIATED FINDINGS
JUNE 30, 2025

Schedule A

10) Ethics

- A. Using the 5 randomly selected employees/officials from procedure "Payroll and Personnel" procedure #9A, above obtain ethics documentation from management, and

- i. Observe whether the documentation demonstrates that each employee/official completed one hour of ethics training during the calendar year as required by R.S. 42:1170; and

Procedures were not performed in the current year (year 2) in accordance with LLA guidelines.

- ii. Observe whether the entity maintains documentation which demonstrates that each employee and official were notified of any changes to the entity's ethics policy during the fiscal period, as applicable.

Procedures were not performed in the current year (year 2) in accordance with LLA guidelines.

- B. Inquire and/or observe whether the agency has appointed an ethics designee as required by R.S. 42:1170.

Procedures were not performed in the current year (year 2) in accordance with LLA guidelines.

11) Debt Service

- A. Obtain a listing of bonds/notes issued during the fiscal period and management's representation that the listing is complete. Select all bonds/notes on the listing, obtain supporting documentation, and observe that State Bond Commission approval was obtained for each bond/note issued as required by Article VII, Section 8 of the Louisiana Constitution.

Procedures were not performed in the current year (year 2) in accordance with LLA guidelines.

- B. Obtain a listing of bonds/notes outstanding at the end of the fiscal period and management's representation that the listing is complete. Randomly select one bond/note, inspect debt covenants, obtain supporting documentation for the reserve balance and payments, and agree actual reserve balances and payments to those required by debt covenants (including contingency funds, short-lived asset funds, or other funds required by the debt covenants).

Procedures were not performed in the current year (year 2) in accordance with LLA guidelines.

12) Fraud Notice

- A. Obtain a listing of misappropriations of public funds and assets during the fiscal period and management's representation that the listing is complete. Select all misappropriations on the listing, obtain supporting documentation, and observe that the entity reported the misappropriation(s) to the legislative auditor and the district attorney of the parish in which the entity is domiciled as required by R.S. 24:523.

Procedures were not performed in the current year (year 2) in accordance with LLA guidelines.

- B. Observe that the entity has posted on its premises and website, the notice required by R.S. 24:523.1 concerning the reporting of misappropriation, fraud, waste, or abuse of public funds.

Procedures were not performed in the current year (year 2) in accordance with LLA guidelines.

WASHINGTON PARISH SCHOOL BOARD
AGREED-UPON PROCEDURES PERFORMED AND ASSOCIATED FINDINGS
JUNE 30, 2025

Schedule A

13) Information Technology Disaster Recovery/Business Continuity

A. Perform the following procedures, **verbally discuss the results with management, and report “We performed the procedure and discussed the results with management.”**

- i. Obtain and inspect the entity’s most recent documentation that it has backed up its critical data (if there is no written documentation, then inquire of personnel responsible for backing up critical data) and observe evidence that such backup (a) occurred within the past week, (b) was not stored on the government’s local server or network, and (c) was encrypted.

Procedures were not performed in the current year (year 2) in accordance with LLA guidelines.

- ii. Obtain and inspect the entity’s most recent documentation that it has tested/verified that its backups can be restored (if there is no written documentation, then inquire of personnel responsible for testing/verifying backup restoration) and observe evidence that the test/verification was successfully performed within the past 3 months.

Procedures were not performed in the current year (year 2) in accordance with LLA guidelines.

- iii. Obtain a listing of the entity’s computers currently in use and their related locations, and management’s representation that the listing is complete. Randomly select 5 computers and observe while management demonstrates that the selected computers have current and active antivirus software and that the operating system and accounting system software in use are currently supported by the vendor.

Procedures were not performed in the current year (year 2) in accordance with LLA guidelines.

B. Randomly select 5 terminated employees (or all terminated employees if less than 5) using the list of terminated employees obtained in Payroll and Personnel procedure #9C. Observe evidenced that the selected terminated employees have been removed or disabled from the network.

Procedures were not performed in the current year (year 2) in accordance with LLA guidelines.

C. Using the 5 randomly selected employees/officials from Payroll and Personnel procedure #9A, obtain cybersecurity training documentation from management, and observe that the documentation demonstrates that the following employees/officials with access to the agency’s information technology assets have completed cybersecurity training as required by R.S. 42:12671. The requirements are as follows:

- Hired before June 9, 2020 - completed the training; and
- Hired on or after June 9, 2020 - completed the training within 30 days of initial service or employment.

Procedures were not performed in the current year (year 2) in accordance with LLA guidelines.

**WASHINGTON PARISH SCHOOL BOARD
AGREED-UPON PROCEDURES PERFORMED AND ASSOCIATED FINDINGS
JUNE 30, 2025**

Schedule A

14) Prevention of Sexual Harassment

- A. Using the 5 randomly selected employees/officials from "Payroll and Personnel" procedure #9A, obtain sexual harassment training documentation from management, and observe that the documentation demonstrates each employee/official completed at least one hour of sexual harassment training during the calendar year as required by R.S. 42:343.

No exceptions noted.

- B. Observe that the entity has posted its sexual harassment policy and complaint procedure on its website (or in a conspicuous location on the entity's premises if the entity does not have a website).

No exception noted.

- C. Obtain the entity's annual sexual harassment report for the current fiscal period, observe that the report was dated on or before February 1, and observe that the report includes the applicable requirements of R.S. 42:344:

- i. Number and percentage of public servants in the agency who have completed the training requirements;

The School Board does not have an annual sexual harassment report.

- ii. Number of sexual harassment complaints received by the agency;

The School Board does not have an annual sexual harassment report.

- iii. Number of complaints which resulted in a finding that sexual harassment occurred;

The School Board does not have an annual sexual harassment report.

- iv. Number of complaints in which the finding of sexual harassment resulted in discipline or corrective action; and

The School Board does not have an annual sexual harassment report.

- v. Amount of time it took to resolve each complaint.

The School Board does not have an annual sexual harassment report.

**WASHINGTON PARISH SCHOOL BOARD
MANAGEMENT'S RESPONSE AND CORRECTIVE ACTION PLAN
JUNE 30, 2025**

Schedule B

Management's Response to Statewide Agreed-Upon Procedures Washington Parish School Board

In response to written policies and procedures 1Aii), 1Aiii), 1Aiv), 1Avi), 1Aviii), 1Aix), 1Ax) and 1Axii):

The School Board has begun the process of adopting policy and procedure revisions which address the exceptions noted in this report.

In response to Collections exception 4B(ii), 4B(iii), and 4B(iv):

The School Board will address segregation of duties regarding collections at schools where staffing allows. In those cases in which staffing does not adequately support a full segregation of duties, the School Board is exploring other controls to compensate for this exposure.

In response to Collections exception 4D(iv):

The School Board will communicate to financial secretaries the importance of daily deposits.

In response to Non-Payroll Disbursements exception 5C(ii):

The School Board will address segregation of duties regarding non-payroll disbursements at schools where staffing allows. In those cases in which staffing does not adequately support a full segregation of duties, the School Board is exploring other controls to compensate for this exposure. The School Board will also instruct staff the same person requesting cannot also approve the purchase order.

In response to Sexual Harassment exception 14C:

The School Board has forwarded guidance to the agency head for this report to be compiled going forward in accordance with R.S. 42:344.



WASHINGTON PARISH SCHOOL BOARD
PERFORMANCE AND STATISTICAL DATA
FOR THE YEAR ENDED JUNE 30, 2025



WASHINGTON PARISH SCHOOL BOARD

CONTENTS

	<u>Page</u>
Independent Accountants' Report	1 – 2
Schedules Required by State Law (R.S. 24:514 – Performance and Statistical Data) As of and for the Year Ended June 30, 2025	3 - 5

INDEPENDENT ACCOUNTANTS' REPORT ON APPLYING AGREED-UPON PROCEDURES

To the Members of the
Washington Parish School Board,
the Louisiana Department of Education,
and the Louisiana Legislative Auditor

We have performed the procedures enumerated below on the performance and statistical data accompanying the annual financial statements of the Washington Parish School Board (the School Board) for the fiscal year ended June 30, 2025. Management of the School Board is responsible for its performance and statistical data.

The School Board has agreed to and acknowledged that the procedures performed are appropriate to meet the intended purpose of performing the specified procedures on the performance and statistical data accompanying the annual financial statements and report our findings to assist the specified parties in its compliance with Louisiana Revised Statute 24:514 I. The Louisiana Legislative Auditor ("LLA") and the Louisiana Department of Education ("LDOE") have agreed to and acknowledged that the procedures performed are appropriate for their purposes. This report may not be suitable for any other purpose. The procedures performed may not address all the items of interest to a user of this report and may not meet the needs of all users of this report and, as such, users are responsible for determining whether the procedures performed are appropriate for their purposes.

The procedures and associated findings are as follows:

General Fund Instructional and Support Expenditures and Certain Local Revenue Sources (Schedule 1)

1. We selected a sample of 25 transactions, reviewed supporting documentation, and observed that the sampled expenditures/revenues are classified within the below category corresponding to the type of expenditure/revenue identified on the supporting documentation:
 - Total General Fund Instructional Expenditures
 - Total General Fund Equipment Expenditures
 - Total Local Taxation Revenue
 - Total Local Earnings on Investment in Real Property
 - Total State Revenue In lieu of Taxes
 - Nonpublic Textbook Revenue
 - Nonpublic Transportation Revenue

No exceptions noted.

Class Size Characteristics (Schedule 2)

2. We obtained a list of classes by school, school type, and class size as reported on the schedule. We then traced the number of students per class for a sample of 10 classes to the October 1 roll books for those classes and observed that the number of students per class agreed with its classification on the schedule.

No exceptions noted.

Education Levels / Experience of Public-School Staff (NO SCHEDULE)

3. We obtained October 1st PEP data submitted to the Department of Education (or equivalent listing prepared by management), including full-time teachers, principals, and assistant principals by classification, as well as their level of education and obtained management's representation that the data/listing was complete. We then selected a sample of 25 individuals, obtained each individual's personnel file, and observed that each individual's education level and experience as documented in the personnel file agrees to the classification on the PEP data or equivalent listing prepared by management.

For 1 of the 25 individuals selected for testing, the years of experience per the personnel file did not agree to the PEP data. No other exceptions were noted for this procedure.

Public-School Staff Data: Average Salaries (NO SCHEDULE)

4. We obtained June 30th PEP data submitted to the Department of Education (or equivalent listing provided by management) of all classroom teachers, including base salary, extra compensation, and ROTC or rehired retiree status, as well as full-time equivalents, and obtained management's representation that the data/listing was complete. We then selected a sample of 25 individuals, obtained each individual's personnel file, and observed that each individual's salary, extra compensation, and full-time equivalents as documented in the personnel file supports the information on the PEP data (or equivalent listing prepared by management).

For 3 of the 25 individuals selected for testing, the salary in the personnel file does not support the information on the PEP data. No other exceptions were noted for this procedure.

We were engaged by the School Board to perform this agreed-upon procedures engagement and conducted our engagement in accordance with attestation standards established by the AICPA, and the standards applicable to attestation engagements contained in *Government Auditing Standards*, issued by the Comptroller General of the United States. We were not engaged to and did not conduct an examination or review, the objective of which would be the expression of an opinion or conclusion, respectively, on the performance and statistical data of the School Board for the fiscal year ended June 30, 2025. Accordingly, we do not express such an opinion or conclusion. Had we performed additional procedures, other matters might have come to our attention that would have been reported to you.

We are required to be independent of the School Board and to meet our other ethical responsibilities, in accordance with the relevant ethical requirements related to our agreed-upon procedures engagement.

The purpose of this report is intended solely to describe the scope of testing performed on the performance and statistical data accompanying the annual financial statements of the School Board, as required by Louisiana Revised Statute 24:514.I, and the result of that testing, and not to provide an opinion on control or compliance. Accordingly, this report is not suitable for any other purpose. Under Louisiana Revised Statute 24:513, this report is distributed by the Louisiana Legislative Auditor as a public document.

EisnerAmper LLP

EISNERAMPER LLP
Metairie, Louisiana
December 19, 2025



WASHINGTON PARISH SCHOOL BOARD
FRANKLINTON, LOUISIANA

SCHEDULES REQUIRED BY STATE LAW (R.S. 24:514 - PERFORMANCE MEASUREMENT DATA)

AS OF AND FOR THE YEAR ENDED JUNE 30, 2025

Schedule 1 – General Fund Instructional and Support Expenditures and Certain Local Revenue Sources

This schedule includes general fund instructional and equipment expenditures. It also contains local taxation revenue, earnings on investments, revenue in lieu of taxes, and nonpublic textbook and transportation revenue. This data is used either in the Minimum Foundation Program (MFP) formula or is presented annually in the MFP 70% Expenditure Requirement Report.

Schedule 2 Class Size Characteristics

This schedule includes the percent and number of classes with student enrollment in the following ranges: 1-20, 21-26, 27-33, and 34+ students.

**SCHEDULE 1: WASHINGTON PARISH SCHOOL BOARD
GENERAL FUND INSTRUCTIONAL AND SUPPORT EXPENDITURES
AND CERTAIN LOCAL REVENUE SOURCES
FOR THE YEAR ENDED JUNE 30, 2025**

General Fund Instructional and Equipment Expenditures	Column A	Column B
General Fund Instructional Expenditures:		
Teacher and Student Interaction Activities:		
Classroom Teacher Salaries	\$ 16,436,794	
Other Instructional Staff Activities	2,117,573	
Instructional Staff Employee Benefits	9,816,879	
Purchased Professional and Technical Services	62,776	
Instructional Materials and Supplies	636,240	
Total Teacher and Student Interaction Activities		\$ 29,070,262
Other Instructional Activities		1,959,907
Pupil Support Activities	3,821,046	
Net Pupil Support Activities		3,821,046
Instructional Staff Services	2,108,583	
Net Instructional Staff Services		2,108,583
School Administration	4,447,335	
Less: Equipment for School Administration	54,474	
Net School Administration		4,392,861
Total General Fund Instructional Expenditures		<u>\$ 41,352,659</u>
Total General Fund Equipment Expenditures		<u>\$ 54,474</u>
Certain Local Revenue Sources		
Local Taxation Revenue:		
Constitutional Ad Valorem Taxes	\$ 493,483	
Renewable Ad Valorem Tax	1,964,603	
Debt Service Ad Valorem Tax	262	
Up to 1% of Collections by the Sheriff on Taxes	178,617	
Sales and Use Tax	8,617,070	
Total Local Taxation Revenue		<u>\$ 11,254,035</u>
State Revenue in Lieu of Taxes:		
Revenue Sharing - Constitutional Tax	32,622	
Revenue Sharing - Other Taxes	128,192	
Total State Revenue in Lieu of Taxes		<u>\$ 160,814</u>

Prepared by the Washington Parish School Board

Schedule 2: Class Size Characteristics
As of October 1, 2024

School Type	Class Size Range							
	1-20		21-26		27-33		34+	
	Percent	Number	Percent	Number	Percent	Number	Percent	Number
Excluded Sites	100.00%	1	0.00%	0	0.00%	0	0.00%	0
Elementary School	55.41%	245	34.91%	135	1.35%	7	8.33%	39
Elementary School Activity Classes	33.33%	22	13.89%	5	2.78%	2	50.00%	17
Middle/Jr. High	66.07%	79	15.18%	33	18.75%	5	0.00%	0
Middle/Jr. High Activity Classes	96.43%	29	3.57%	1	0.00%	0	0.00%	0
High School	73.30%	513	22.75%	152	3.95%	44	0.00%	1
High School Activity Classes	95.79%	188	2.34%	5	1.87%	2	0.00%	2
Combination School	81.53%	114	9.55%	13	5.10%	12	3.82%	2
Combination School Activity Classes	90.48%	17	9.52%	2	0.00%	3	0.00%	1

Note: The Board of Elementary and Secondary Education has set specific limits on the maximum size of classes at various grade levels. The maximum enrollment in grades K-3 is 26 students and maximum enrollment in grades 4-12 is 33 students. These limits do not apply to activity classes such as physical education, chorus, band, and other classes without maximum enrollment standards. Therefore, these classes are included as separate line items.

Prepared by the Washington Parish School Board