

# Sworn Financial Statements and Certification of Revenues \$75,000 or Less

Entity Name: Jeff Davis Arts Council

Address: P.O. Box 1068, Jennings, LA 70546

Telephone: 337-924-7000 Email: greg@gmarcantelcpa.com

*This annual sworn financial statement is required to be filed with the Legislative Auditor within 90 days of the end of the entity's fiscal year by sending a pdf copy by email to [ereports@lla.la.gov](mailto:ereports@lla.la.gov), faxing to 225-339-3986, or mailing to Louisiana Legislative Auditor – Local Government Services, P.O. Box 94397, Baton Rouge, LA 70804-9397.*

## AFFIDAVIT


Personally came and appeared before the undersigned authority, Gregory Marcantel (officer's name), who, duly sworn, deposes and says that the financial statements herewith given present fairly, in all material respects, the financial position of Jeff Davis Arts Council (entity's name) as of 06-30-2021 (entity's year-end) and the results of operations for the year then ended, in accordance with the basis of accounting described within the accompanying financial statements; that the entity has maintained a system of internal control structure sufficient to safeguard assets and comply with laws and regulations; and that the entity has complied with all laws and regulations, except as follows: \_\_\_\_\_



Complete if Applicable: In addition, Gregory N Marcantel (officer's name), who duly sworn, deposes, and says that Jeff Davis Arts Council (entity's name) received \$75,000 or less in revenues and other sources for the year ended 06-30-2021 (entity's year-end), and accordingly, is not required to have an audit for the previously mentioned fiscal year.

  
OFFICER'S SIGNATURE

Treasurer  
OFFICER'S TITLE

Sworn to and subscribed before me, this 30 day of September, 20 21

  
NOTARY PUBLIC SIGNATURE & SEAL  
David E. Marcantel  
#9241



# Sworn Financial Statements and Certification of Revenues \$75,000 or Less

## Statement of Receipts and Disbursements

## Statement A

	General Fund	Other Fund	Total
<b>RECEIPTS (Provide Brief Description):</b>			
1. Local Government Support	\$ 8500	\$	\$ 8500
2. Theatre Revenue	13424		13424
3. Private Support	23526		23526
4. Membership Dues			
5. Investment Income	17083		17083
6. <b>Total receipts</b> (add lines 1 - 5)	<u>\$ 62533</u>	<u>\$</u>	<u>\$ 62533</u>
<b>DISBURSEMENTS (Provide Brief Description):</b>			
7. General & Administrative	\$ 11032	\$	\$ 11032
8. Theatre Expense	13473		13473
9. Art in Education	8199		8199
10. 'Save the Heywood' Project	216		216
11. Investment Expense	3739		3739
12.			
13. <b>Total Disbursements</b> (add lines 7 - 12)	<u>\$ 36659</u>	<u>\$</u>	<u>\$ 36659</u>
14. Change in fund balance ( Lines 6 minus 13)	\$ 25874	\$	\$ 25874
15. Fund Balance at beginning of year	\$ 94210	\$	\$ 94210
16. Fund balance (deficit) at end of year (Add lines 14-15) --This amount also goes on line 12, Statement B	<u>\$ 120084</u>	<u>\$</u>	<u>\$ 120084</u>

Identify the Basis of Accounting, if not using Cash-Basis: \_\_\_\_\_

**NOTE:** If the entity receives any funds from pre- or post-adjudication court costs, fines, and/or fees, the entity must use one or more of the following categories in the receipts description fields: Civil Fees; Bond Fees; Asset Forfeiture/Sale; Pre-Trial Diversion Program; Criminal Court Costs/Fees; Criminal Contempt Fines; Other Criminal Fines; Restitution; and Probation/Parole/Supervision Fees.



# Sworn Financial Statements and Certification of Revenues \$75,000 or Less

## Balance Sheet

## Statement B

	General Fund	Other Fund	Total
<b>ASSETS</b> (balances at year-end)			
1. Cash and cash equivalents	\$ 44126	\$	\$ 44126
2. Investments (fair value)	50805		50805
3. Office furnishings (Cost of desks, etc)			
4. Equipment (Cost of fax machine, etc)	25484		25484
5. Other (brief description)			
6. <b>Total Assets</b> (add lines 1 - 5)	\$ 120415	\$	\$ 120415
<b>LIABILITIES AND FUND BALANCE</b> (at year-end):			
7. Liabilities (brief description):	\$	\$	\$
8. payroll tax liabilities	331		331
9.			
10.			
11. <b>Total Liabilities</b> (add lines 7 - 10)	331		331
12. Fund balance (amount from Line 16 on Statement A)	120084		120084
13. Other			
14. <b>Total Liabilities and Fund Balance</b> (add lines 11 - 13)	\$ 120415	\$	\$ 120415

# Sworn Financial Statements and Certification of Revenues \$75,000 or Less

## Statement C

### Schedule of Compensation, Benefits and Other Payments to Entity Head

Agency Head Name and Title: LaTasha Onellion, Executive Director

Purpose	Dollar Amount
1. Salary	1. <u>4582.48</u>
2. Benefits-insurance	2.
3. Benefits-retirement	3.
4. Benefits-other (describe)	4.
5. Benefits-other (describe)	5.
6. Benefits-other (describe)	6.
7. Car allowance	7.
8. Vehicle provided by government (if reported on your W-2)	8.
9. Per diem	9.
10. Reimbursements	10.
11. Travel	11.
12. Registration fees	12.
13. Conference travel	13.
14. Housing	14.
15. Unvouchered expenses (example: travel advances, etc.)	15.
16. Special meals	16.
17. Other	17.
18. TOTAL (enter total of line 1-17)	18. <u>4582.48</u>

\_\_\_\_\_ Please check here if the Agency Head does not receive any compensation, benefits, and other payments. (Act 462 of the 2015 Legislative Session allows nongovernmental entities or not-for-profit (quasi-public) entities to report on the Act 706 schedule **only** those payments to the agency head that are derived from the public funds.)

# Jeff Davis Arts Council

PO Box 1068  
Jennings, LA 70546

## Payroll Summary

**07/01/20 To 12/31/20**

09/08/21

09:19:36 AM

Page 1

Category 07/01/20 To 12/31/20

---

### Wages

Base Salary \$3,291.24

Total: \$3,291.24

### Taxes

FE,Adv Earned Income Credit \$0.00

FE,Federal Income Tax \$27.48

FE,Federal Medicare \$47.70

FE,Federal Medicare Tax Addl \$0.00

FE,Federal Social Security Tax \$204.06

LA,Louisiana \$12.00

Total: \$291.24

### Expenses

FICA - Medicare Matching \$47.70

FICA - Soc. Sec. Matching \$204.06

FUTA \$0.00

SUI - LA \$60.90

Total: \$312.66

# Jeff Davis Arts Council

PO Box 1068  
Jennings, LA 70546

## Payroll Summary

**01/01/21 To 06/30/21**

09/08/21

09:19:43 AM

Page 1

Category 01/01/21 To 06/30/21

---

### Wages

Base Salary \$3,291.24

Total: \$3,291.24

### Taxes

FE,Adv Earned Income Credit \$0.00

FE,Federal Income Tax \$27.48

FE,Federal Medicare \$47.70

FE,Federal Medicare Tax Addl \$0.00

FE,Federal Social Security Tax \$204.06

LA,Louisiana \$12.00

Total: \$291.24

### Expenses

FICA - Medicare Matching \$47.70

FICA - Soc. Sec. Matching \$204.06

FUTA \$0.00

SUI - LA \$60.90

Total: \$312.66

# Jeff Davis Arts Council

PO Box 1068  
Jennings, LA 70546

## Balance Sheet

As of June 2021

10/01/21  
09:54:02 AM

### Assets

#### JDAC

JDAC#10137234jdb	\$28,798.20
Save the Heywood #1000110202	\$3,186.18
JDAC David LeBleu Memorial Fnd	\$785.00

#### Total JDAC

\$32,769.38 1

#### EdJones Acct

Ed. Jones Money Market	\$1,145.53
Invesco Quality	\$13,620.86
Invesco Growth	\$36,038.86

#### Total EdJones Acct

\$50,805.25 2

#### ABOB

ABOB#10137285jdb	\$2,323.41
Grant Fund#10107231jdb	\$500.00
Ed. Jones-ABOB	\$1,498.36
due from JDAC	\$5,000.00 3

#### Total ABOB

\$9,321.77 1

#### CHIPS

CHIPS#10137410jdb	\$2,034.71
-------------------	------------

#### Total CHIPS

\$2,034.71 1

#### Fixed Assets

ABOB Camera '04	\$290.89
Microphones '11	\$3,032.40
Theatre Lighting	\$2,835.00
Sound System	\$772.93
Sound Equip '15	\$703.74
Piano	\$2,607.00
Computer 2012	\$484.98
Projector 12	\$11,336.35
Movie Screen	\$3,420.70

#### Total Fixed Assets

\$25,483.99 4

#### Total Assets

\$120,415.10

### Liabilities

Payroll Taxes W/H Payable	\$125.88
FICA Payable	\$125.88
FIT Payable	\$13.74
SIT Payable	\$6.00
SUTA Payable	\$59.45

#### Total Liabilities

\$330.95 8

### Equity

Fund Balance	\$94,209.56
Current Earnings	\$25,874.59

#### Total Equity

\$120,084.15

#### Total Liability & Equity

\$120,415.10



# Jeff Davis Arts Council

PO Box 1068  
Jennings, LA 70546

## Profit & Loss [With Year to Date]

July 2020 through June 2021

10/01/21  
09:40:20 AM

	Selected Period	% of Sales	Year to Date	% of YTD Sales
<b>Income</b>				
JDAC Revenue				
Investment Dividends	5 \$1,550.30	3.4%	\$1,550.30	3.4%
Contributions	3 \$1,000.00	2.2%	\$1,000.00	2.2%
Misc Income	3 \$8,198.84	18.0%	\$8,198.84	18.0%
Total JDAC Revenue	<u>\$10,749.14</u>	23.5%	<u>\$10,749.14</u>	23.5%
Art in Education				
City of Jennings	1 \$1,000.00	2.2%	\$1,000.00	2.2%
Zigler Foundation	3 \$12,500.00	27.4%	\$12,500.00	27.4%
JD Parish School Board	1 \$7,500.00	16.4%	\$7,500.00	16.4%
AIE Special Programs	3 \$482.94	1.1%	\$482.94	1.1%
CHIPS Revenue	2 \$1,710.00	3.7%	\$1,710.00	3.7%
Total Art in Education	<u>\$23,192.94</u>	50.8%	<u>\$23,192.94</u>	50.8%
ABOB Revenue				
ABOB: Corp Sponsorship	2 \$2,725.00	6.0%	\$2,725.00	6.0%
ABOB: Sponsorships	2 \$1,000.00	2.2%	\$1,000.00	2.2%
Total ABOB Revenue	<u>\$3,725.00</u>	8.2%	<u>\$3,725.00</u>	8.2%
ABOB: Show Revenue				
ABOB: Tickets	2 \$2,289.50	5.0%	\$2,289.50	5.0%
ABOB: Ad Sales	2 \$5,700.00	12.5%	\$5,700.00	12.5%
Total ABOB: Show Revenue	<u>\$7,989.50</u>	17.5%	<u>\$7,989.50</u>	17.5%
Total Income	<u>\$45,656.58</u>	100.0%	<u>\$45,656.58</u>	100.0%
<b>Expenses</b>				
JDAC Expenses				
Advertising	\$75.00	0.2%	\$75.00	0.2%
Bank Chgs	\$159.87	0.4%	\$159.87	0.4%
Dues/Subscriptions	\$125.00	0.3%	\$125.00	0.3%
Misc. Expense	\$1,015.00	2.2%	\$1,015.00	2.2%
Postage	\$97.34	0.2%	\$97.34	0.2%
Printing	\$277.69	0.6%	\$277.69	0.6%
Rent	\$1,320.00	2.9%	\$1,320.00	2.9%
W/C Insurance	\$754.20	1.7%	\$754.20	1.7%
Wages & Salaries	\$6,582.48	14.4%	\$6,582.48	14.4%
Payroll Expenses	\$625.32	1.4%	\$625.32	1.4%
Total JDAC Expenses	<u>\$11,031.90</u>	24.2%	<u>\$11,031.90</u>	24.2%
Art in Education				
Harvey Rabbit Shows	\$360.00	0.8%	\$360.00	0.8%
Zigler Mini-Grants	\$4,932.00	10.8%	\$4,932.00	10.8%
CHIPS Show Expenses	\$2,906.50	6.4%	\$2,906.50	6.4%
Total Art in Education	<u>\$8,198.50</u>	18.0%	<u>\$8,198.50</u>	18.0%
ABOB Expenses				
Advertising	\$90.00	0.2%	\$90.00	0.2%
Bank Chgs.	\$503.01	1.1%	\$503.01	1.1%
C/C Chgs.	\$284.49	0.6%	\$284.49	0.6%
Costumes/Cleaning	\$45.00	0.1%	\$45.00	0.1%
Entertainment/Meals	\$75.93	0.2%	\$75.93	0.2%
Equipment	\$95.86	0.2%	\$95.86	0.2%
Memberships/Licenses	\$85.00	0.2%	\$85.00	0.2%
Misc. Expenses	\$1,065.57	2.3%	\$1,065.57	2.3%
Music [incl sheet]	\$1,699.48	3.7%	\$1,699.48	3.7%
Office Expense	\$109.44	0.2%	\$109.44	0.2%
Office Supplies	\$122.34	0.3%	\$122.34	0.3%
Programs	\$335.00	0.7%	\$335.00	0.7%
Postage	\$481.89	1.1%	\$481.89	1.1%
Printing	\$15.92	0.0%	\$15.92	0.0%
Props	\$21.53	0.0%	\$21.53	0.0%



# Jeff Davis Arts Council

## Profit & Loss [With Year to Date]

July 2020 through June 2021

10/01/21  
09:40:21 AM

	Selected Period	% of Sales	Year to Date	% of YTD Sales
Reference Books/Video	\$95.50	0.2%	\$95.50	0.2%
Royalties	\$4,292.96	9.4%	\$4,292.96	9.4%
Show Scripts	\$843.95	1.8%	\$843.95	1.8%
Scripts for Reading	\$133.69	0.3%	\$133.69	0.3%
Set	\$884.33	1.9%	\$884.33	1.9%
Sound	\$187.87	0.4%	\$187.87	0.4%
Supplies	\$345.64	0.8%	\$345.64	0.8%
Travel Expenses	\$200.00	0.4%	\$200.00	0.4%
Utilities	\$258.71	0.6%	\$258.71	0.6%
Music Director Fee	\$500.00	1.1%	\$500.00	1.1%
Director's Fee	\$700.00	1.5%	\$700.00	1.5%
Total ABOB Expenses	9 \$13,473.11	29.5%	\$13,473.11	29.5%
Total Expenses	\$32,703.51	71.6%	\$32,703.51	71.6%
Operating Profit	\$12,953.07	28.4%	\$12,953.07	28.4%
Other Income				
Gain on Investment Account	5 \$15,532.27	34.0%	\$15,532.27	34.0%
Misc Income	3 \$1,344.36	2.9%	\$1,344.36	2.9%
Total Other Income	\$16,876.63	37.0%	\$16,876.63	37.0%
Other Expenses				
Loss on Investment Account	11 \$3,738.99	8.2%	\$3,738.99	8.2%
Save the Heywood Expense	10 \$216.12	0.5%	\$216.12	0.5%
Total Other Expenses	\$3,955.11	8.7%	\$3,955.11	8.7%
Net Profit/(Loss)	\$25,874.59	56.7%	\$25,874.59	56.7%