

Richland Parish School Board
Rayville, Louisiana
Annual Financial Report
As of and for the Year Ended June 30, 2005

Under provisions of state law, this report is a public document. A copy of the report has been submitted to the entity and other appropriate public officials. The report is available for public inspection at the Baton Rouge office of the Legislative Auditor and, where appropriate, at the office of the parish clerk of court.

Release Date 1/18/06




**Richland Parish School Board
Table of Contents**

	<u>Statement</u>	<u>Page</u>
FINANCIAL SECTION		
Independent Auditors' Report		1-2
Required Supplemental Information		3
Management's Discussion and Analysis (MD&A)		4-11
Basic Financial Statements		
Government-wide Financial Statements (GWFS)		12
Statement of Net Assets	A	13
Statement of Activities	B	14
Fund Financial Statements (FFS)		15
Governmental Funds:		
Balance Sheet	C	16
Reconciliation of the Governmental Funds Balance Sheet to the Statement of Net Assets	D	17
Statement of Revenues, Expenditures, and Changes in Fund Balances	E	18-19
Reconciliation of the Governmental Funds Statement of Revenues, Expenditures, and Changes in Fund Balances to the Statement of Activities	F	20
Fiduciary Funds:		
Statement of Fiduciary Assets and Liabilities	G	21
Notes to the Basic Financial Statements		
Index		22
Notes		23-35
	<u>Exhibit</u>	
REQUIRED SUPPLEMENTAL INFORMATION		36
Budgetary Comparison Schedule		37
General Fund	1-1	38
Notes to Budgetary Comparison Schedules		39-40
SUPPLEMENTAL INFORMATION		41
Combining Nonmajor Governmental Funds - by Fund Type		42
Combining Balance Sheet	2	43
Combining Statement of Revenues, Expenditures, and Changes in Fund Balances	3	45-46
Nonmajor Special Revenue Funds		47
Combining Balance Sheet	4	48-50
Combining Statement of Revenues, Expenditures, and Changes in Fund Balances	5	52-57
Nonmajor Debt Service Funds		58
Combining Balance Sheet	6	59
Combining Statement of Revenues, Expenditures, and Changes in Fund Balances	7	60
Agency Fund		61
Schedule of Changes in Deposits Due Others	8	62
General		
Schedule of Compensation Paid Board Members	9	63

(Continued)

**Richland Parish School Board
Table of Contents**

	<u>Page</u>
OTHER SUPPLEMENTAL INFORMATION	
OTHER REPORTS REQUIRED BY <u>GOVERNMENT AUDITING STANDARDS AND BY OFFICE OF MANAGEMENT AND BUDGET (OMB) CIRCULAR A-133</u>	
Report on Internal Control Over Financial Reporting and on Compliance and Other Matters Based on an Audit of Financial Statements Performed in Accordance With <u>Government Auditing Standards</u>	64
Report on Compliance With Requirements Applicable to Each Major Program and on Internal Control Over Compliance in Accordance With <u>OMB Circular A-133</u>	65-66
Schedule of Expenditures of Federal Awards	67
Notes to the Schedule of Expenditures of Federal Awards	68
Corrective Action Plan for Current Year Findings and Questioned Costs	69
OTHER INFORMATION	70
Management Letter	71-72
Status of Prior Management Letter Items	73
Independent Accountants' Report on Applying Agreed-upon Procedures	74-76
School Board Prepared Performance and Statistical Data Schedules	77-85
Audit Committee Letter	86-87



ALLEN, GREEN & WILLIAMSON, LLP

CERTIFIED PUBLIC ACCOUNTANTS

P. O. Box 6075

Monroe, LA 71211-6075

2414 Ferrand Street
Monroe, LA 71201

Phone: (318) 388-4422

Fax: (318) 388-4664

Toll-free: (888) 741-0205

www.allengreencpa.com

Tim Green, CPA

Margie Williamson, CPA

Diane Ferschoff, CPA

Ernest L. Allen, CPA
(Retired)
1963 - 2000

INDEPENDENT AUDITORS' REPORT

Board Members

Richland Parish School Board
Rayville, Louisiana

We have audited the accompanying financial statements of the governmental activities, each major fund and the aggregate remaining fund information of Richland Parish School Board as of and for the year ended June 30, 2005, which collectively comprise the School Board's basic financial statements, as listed in the table of contents. These financial statements are the responsibility of the School Board's management. Our responsibility is to express opinions on these financial statements based on our audit.

We conducted our audit in accordance with auditing standards generally accepted in the United States of America and the standards applicable to financial audits contained in Government Auditing Standards, issued by the Comptroller General of the United States. Those standards require that we plan and perform the audit to obtain reasonable assurance about whether the financial statements are free of material misstatement. An audit includes consideration of internal control over financial reporting as a basis for designing audit procedures that are appropriate in the circumstances, but not for the purpose of expressing an opinion on the effectiveness of the School Board's internal control over financial reporting. Accordingly, we express no such opinion. An audit also includes examining, on a test basis, evidence supporting the amounts and disclosures in the financial statements, assessing the accounting principles used and significant estimates made by management, as well as evaluating the overall financial statement presentation. We believe that our audit provides a reasonable basis for our opinions.

In our opinion, the financial statements referred to above present fairly, in all material respects, the respective financial position of the governmental activities, each major fund and the aggregate remaining fund information of the School Board, as of June 30, 2005, and the respective changes in financial position for the year then ended in conformity with accounting principles generally accepted in the United States of America.

In accordance with Government Auditing Standards, we have also issued our report dated December 30, 2005, on our consideration of the School Board's internal control over financial reporting and on our tests of its compliance with certain provisions of laws, regulations, contracts, and grant agreements and other matters. The purpose of that report is to describe the scope of our testing of internal control over financial reporting and compliance and the results of that testing, and not to provide an opinion on the internal control over financial reporting or on compliance. That report is an integral part of an audit performed in accordance with Government Auditing Standards and should be considered in assessing the results of the audit.

The Management's Discussion and Analysis and the Budgetary Comparison Schedules as listed in the table of contents, are not a required part of the basic financial statements but are supplemental information required by the Governmental Accounting Standards Board. We have applied certain limited procedures, which consisted principally of inquiries of management regarding the methods of measurement and presentation of the required supplemental information. However, we did not audit the information and express no opinion on it.

Our audit was conducted for the purpose of forming opinions on the financial statements that collectively comprise the School Board's basic financial statements. The accompanying information, as listed in the table of contents, and the Schedule of Expenditures of Federal Awards, as required by OMB Circular A-133, are presented for the purposes of additional analysis and are not a required part of the basic financial statements. Such information has been subjected to the auditing procedures applied in the audit of the basic financial statements and, in our opinion is fairly stated, in all material respects, in relation to the basic financial statements taken as a whole. The information identified in the table of contents as other information has not been subjected to the auditing procedures applied in the audit of the basic financial statements and, accordingly, we express no opinion on it.

Allen, Green & Williamson, LLP
ALLEN, GREEN & WILLIAMSON, LLP

Monroe, Louisiana
December 30, 2005

Richland Parish School Board

REQUIRED SUPPLEMENTAL INFORMATION:

**MANAGEMENT'S DISCUSSION
AND ANALYSIS (MD&A)**

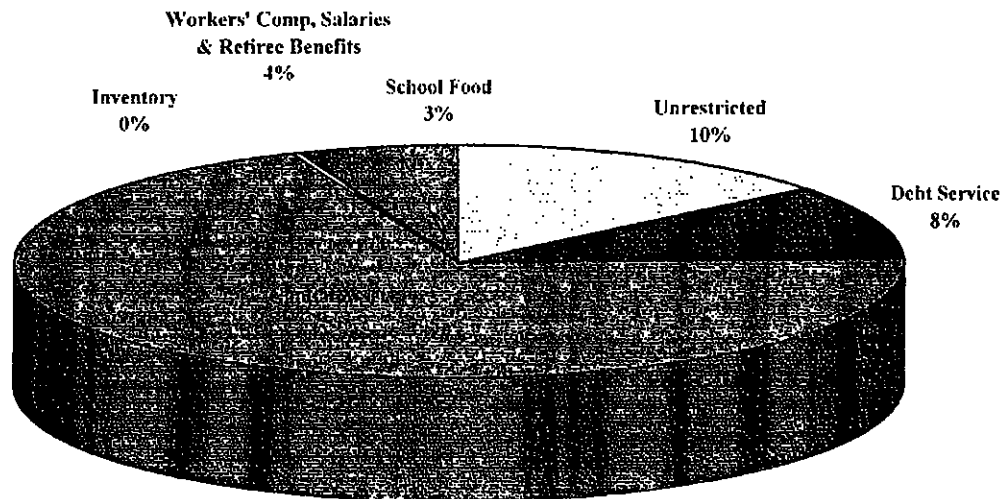
**Richland Parish School Board
Management's Discussion and Analysis (MD&A)**

This section of the Richland Parish School Board's annual financial report provides an overview of the School Board's financial activities for the fiscal year ended June 30, 2005. Please read it in conjunction with the School Board's financial statements which follow this Management's Discussion and Analysis.

FINANCIAL HIGHLIGHTS

The primary resources available to the School Board are local revenues which are primarily tax receipts, state revenues which are primarily minimum foundation program (MFP) funding and cost reimbursement grants and federal revenues which are primarily cost reimbursement grants.

**Governmental Activities
Net Assets
June 30, 2005**



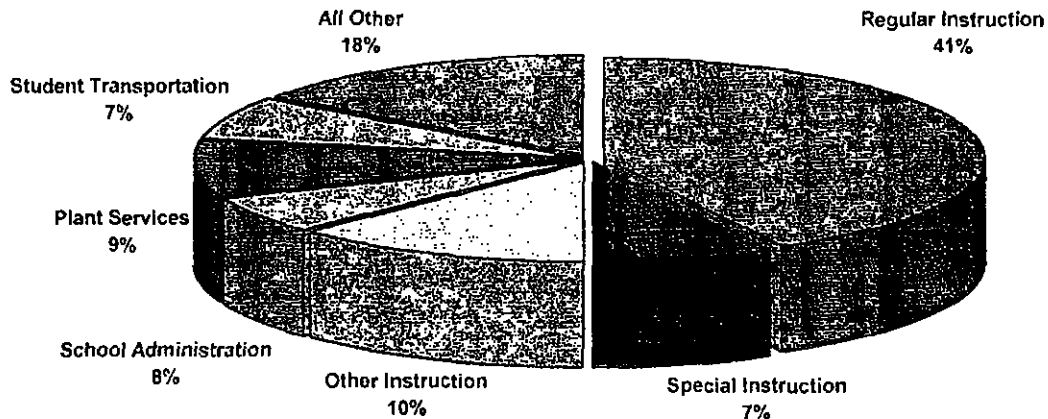
The assets of the Richland Parish School Board exceeded its liabilities at the close of the 2005 fiscal year by \$18.79 million (net assets). Of this amount, \$1.93 million (unrestricted net assets) may be used to meet the School Board's future cost of operations, \$14.00 is invested in capital assets net of related debt, \$3.97 million is for payment of workers' compensation, salaries and retiree benefits, \$1.41 million is restricted for payment of long term debt, and \$4.48 million represents the fund balance maintained by School Food Service.

The School Board completed all construction projects in District 3 in the current year. Construction in District 3 was provided for by general obligation debt issued in March of 2001. Projects completed include a multi-purpose room, computer lab and parking facilities at Rayville Elementary; additional classrooms, auditorium, roof, updates to the athletic facilities, bus ramp and parking renovations at Rayville High School; as well as a new roof, computer lab, library and parking renovations at Holly Ridge Elementary; as well as lighting and other improvements to the baseball/softball complex at Rayville High School.

The School Board has also passed general obligation bonds for District 1 authorized by an elections held in April of 2005 in the amount of \$7,755,000. The bonds will be issued July 1, 2005 to fund construction and improvements to existing property.

**Richland Parish School Board
Management's Discussion and Analysis (MD&A)**

**Governmental Activities
Net Cost of Services
For the Year Ended June 30, 2005**



Total spending for all programs was \$29.25 million. The majority of the School Board's local taxes and state MFP funds were used to support the net cost (after deducting restricted grants and fees charged to users) of these six areas: regular program instruction \$9.50 million, plant services \$2.09 million, other instructional programs \$2.42 million, special programs instruction \$1.73 million, student transportation services \$1.64 million, and school administration \$1.86 million. The net cost of the remaining programs was \$4.00 million overall.

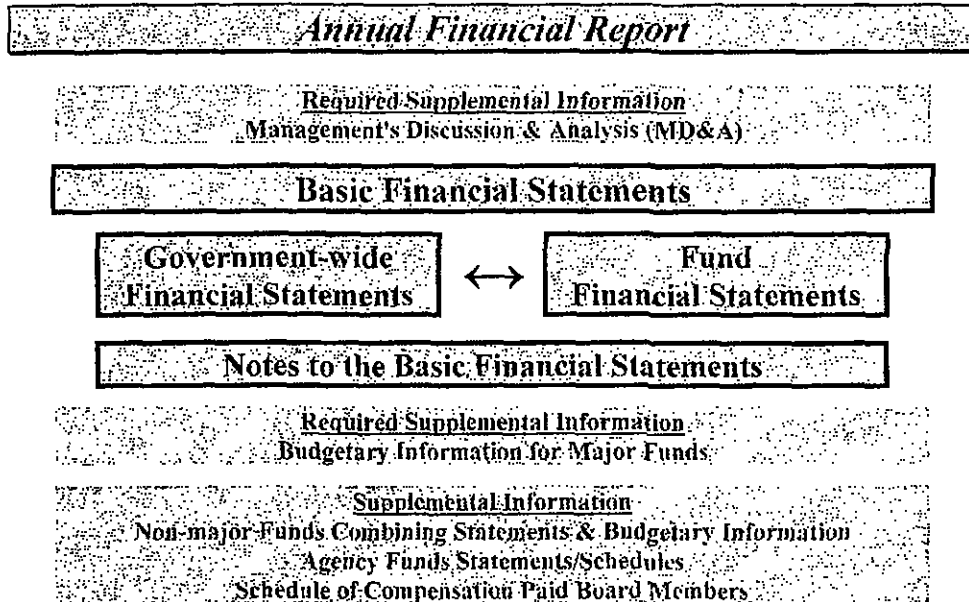
As provided by Senate Concurrent Resolution (SCR) 139, not less than 50% of the school district's increase in state MFP funding from implementation of Level 1 and Level 2 of the formula, in the fiscal years 02-03, 03-04, and 04-05, is to be used to enhance and supplement full-time certificated staff salaries and retirement benefits. For the 04-05 fiscal years the increase was \$296,677; 50% of which was distributed in shares equaling \$408.51. Certified employees were given a one time supplement of varying amounts, from 1 to 2 shares, based upon degree level. This amount was added to the salary schedule for the 04-05 year.

The School Board reduced its outstanding long-term debt by \$.68 million or 5.72%, the majority of which represents payment of general obligation bonded debt.

USING THIS ANNUAL REPORT

This annual report consists of a series of financial statements and notes to those statements. These statements are organized so that the reader can understand Richland Parish School Board as an entire operating entity. The statements then proceed to provide an increasingly detailed look at specific financial activities. Notes to the Basic Financial Statements provide additional information that is essential for the fair presentation of the School Board's financial position, its operations and cash flows. The notes are an integral part of the financial statements and should be considered part of the statements.

**Richland Parish School Board
Management's Discussion and Analysis (MD&A)**



Our auditor has provided assurance in his independent auditor's report, located immediately preceding this Management's Discussion and Analysis, that the Basic Financial Statements are fairly stated. Varying degrees of assurance is being provided by the auditor regarding the Required Supplemental Information and the Supplemental Information identified above. A user of this report should read the independent auditor's report carefully to ascertain the level of assurance being provided for each of the other parts in the Financial Section.

Reporting the School Board as a Whole

The Statement of Net Assets and the Statement of Activities The analysis of the School Board as a whole begins with the government-wide financial statements. One of the most important questions asked about the School Board is, "Is the School Board as a whole better off or worse off financially as a result of the year's activities?" The Statement of Net Assets and the Statement of Activities, which appear first in the School Board's financial statements, report information on the School Board as a whole and its activities in a way that helps you answer this question. We prepare these statements to include all assets and liabilities, using the accrual basis of accounting, which is similar to the accounting used by most private-sector companies. All of the current year's revenues and expenses are taken into account regardless of when cash is received or paid.

These two statements report the School Board's net assets - the difference between assets and liabilities, as reported in the Statement of Net Assets - as one way to measure the School Board's financial health, or financial position. Over time, increases or decreases in the School Board's net assets - as reported in the Statement of Activities - are one indicator of whether its financial health is improving or deteriorating. The relationship between revenues and expenses is the School Board's operating results. However, the School Board's goal is to provide services to our students, not to generate profits as commercial entities do. One must consider many other non-financial factors, such as the quality of the education provided and the safety of the schools to assess the overall health of the School Board.

All activities reported in the Statement of Net Assets and Statement of Activities are considered to be governmental activities. Governmental activities are all of the School Board's services, including instruction, plant services, transportation, and food services. Property taxes, sales taxes, Minimum Foundation Program funds, and state and federal grants finance most of these activities.

Richland Parish School Board
Management's Discussion and Analysis (MD&A)

Reporting the School Board's Most Significant Funds

Fund Financial Statements The School Board's fund financial statements provide detailed information about the most significant funds, not the School Board as a whole. Some funds are required to be established by State law and by bond covenants. However, the School Board establishes many other funds to help it control and manage money for particular purposes or to show that it is meeting legal responsibilities for using certain taxes, grants, and other money.

All of the School Board's services are reported in governmental funds. Governmental fund reporting focuses on showing how money flows into and out of funds and the balances left at year-end that are available for spending. They are reported using the modified accrual basis of accounting, which measures cash and all other financial assets that can readily be converted to cash. The governmental fund statements provide a detailed short-term view of the School Board's operations and the services it provides. Governmental fund information helps you determine whether there are more or fewer financial resources that can be spent in the near future to finance the School Board's programs. The fund financial statements do not include the capitalization of capital assets or related depreciation nor do they include long term liabilities as the government-wide financial statements do. We describe the relationship between the government-wide financial statements and the fund financial statements in the reconciliation on Statements D and F.

The School Board as Trustee

Reporting the School Board's Fiduciary Responsibilities The School Board is the trustee, or fiduciary, for its student activities funds which are reported in the Statements of Fiduciary Net Assets. We exclude these activities from the School Board's other financial statements because the School Board cannot use these assets to finance its operations. These funds are under the control and administration of the individual schools. The School Board is responsible for ensuring that the assets reported in these funds are used for their intended purposes. These funds are only those funds generated at the school and do not include funds available to the schools from other sources such as local tax revenues or Title I, which are accounted for at the School Board level.

THE SCHOOL BOARD AS A WHOLE

The School Board's net assets were \$18.79 million at June 30, 2005. Of this amount \$1.93 million was unrestricted. Restricted net assets are reported separately to show legal constraints from debt covenants and enabling legislation that limit the School Board's ability to use those net assets for day-to-day operations. Our analysis below focuses on the net assets, (Table 1) and the change in net assets (Table 2) of the School Board's governmental activities.

Table 1
Net Assets (in millions)
June 30, 2005

	<u>Governmental Activities</u>		Percent Variance <u>2004-2005</u>
	<u>2005</u>	<u>2004</u>	
Current and other assets	8.39	\$ 9.10	(7.8)
Capital assets	<u>24.60</u>	<u>25.78</u>	(4.58)
Total assets	<u>32.99</u>	<u>34.88</u>	(5.42)
Current and other liabilities	2.97	2.48	19.76
Long-term liabilities	<u>11.23</u>	<u>11.91</u>	(5.71)
Total liabilities	<u>14.20</u>	<u>14.39</u>	(1.32)
Net assets			
Invested in capital assets, net of debt	14.00	14.27	(1.89)
Restricted	2.86	3.33	(14.10)
Unrestricted	<u>1.93</u>	<u>2.89</u>	(33.22)
Total net assets	<u>\$18.79</u>	<u>\$20.49</u>	(8.30)

Richland Parish School Board
Management's Discussion and Analysis (MD&A)

The \$1.93 million in unrestricted net assets of governmental activities represents the accumulated results of all past years' operations. It means that if the School Board had to liquidate its assets and pay off all of its bills today including all of its non-capital liabilities (compensated absences for example), there would be a surplus of \$1.93 million.

The net assets decreased by \$1,706,967 during the fiscal year ended June 30, 2005 which is 15% more than the decrease of net assets during the prior fiscal year. This decrease was caused by several factors, the most significant being an increase in the cost of salaries and employee benefits. During the 2005 year, the School Board also experienced increases in energy and utility costs which were due in part to an increase in the cost of utilities and partially to an increase in use from added facilities.

Table 2
Changes in Net Assets (in millions)
For the Year Ended June 30, 2005

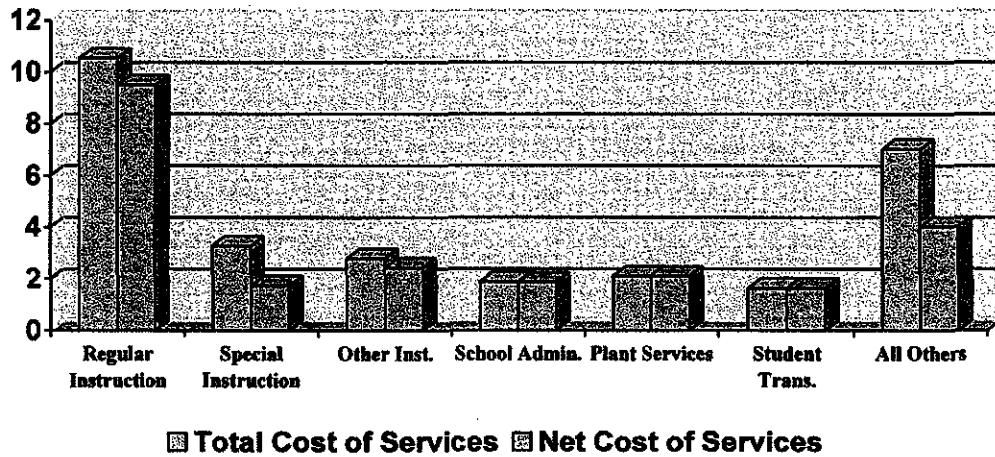
	<u>Governmental Activities</u>		Total
	<u>2005</u>	<u>2004</u>	Percentage Change <u>2004-2005</u>
Net Assets – beginning	20.49	\$21.98	(6.78)
Revenues:			
Program revenues			
Charges for services	0.18	0.20	(10.00)
Federal grants	4.91	4.57	7.44
State grants and entitlements	0.92	1.21	(23.97)
General Revenues			
Ad valorem taxes	1.80	2.13	(15.49)
Sales taxes	3.26	3.12	4.49
State equalization	15.77	15.47	1.94
Other general revenues	<u>0.70</u>	<u>0.52</u>	34.62
Total revenues	<u>27.54</u>	<u>27.22</u>	1.18
Functions/Program Expenses:			
Instruction			
Regular programs	10.54	10.84	(2.77)
Special programs	3.28	3.41	(3.81)
Other instructional programs	2.78	3.33	(16.52)
Support services			
Student services	1.09	1.07	1.87
Instructional staff support	2.05	1.28	60.16
General administration	0.82	0.69	18.84
School administration	1.88	1.41	33.33
Business services	0.49	0.50	(2.00)
Plant services	2.10	2.10	0
Student transportation services	1.64	1.59	3.14
Central services	0.06	0.02	200.00
Food Services	2.00	1.92	4.17
Interest on long-term debt	<u>0.51</u>	<u>0.55</u>	(7.27)
Total expenses	<u>29.24</u>	<u>28.71</u>	1.85
Increase (decrease) in net assets	<u>(1.70)</u>	<u>(1.49)</u>	14.09
Net Assets – ending	<u>18.79</u>	<u>\$20.49</u>	8.30

**Richland Parish School Board
Management's Discussion and Analysis (MD&A)**

Governmental Activities In the table below we have presented the cost of each of the School Board's six largest functions: regular programs, special programs, other instructional programs, plant services, student transportation services and food services as well as each program's net cost (total cost less revenues generated by the activities). Net cost shows the financial burden that was placed on the School Board's taxpayers by each of these functions. Providing this information allows our citizens to consider the cost of each function in comparison to the benefits they believe are provided by that function.

**Total Cost of Services Versus
Net Cost of Services (in millions)**

	<u>Total Cost of Services</u>	<u>Net Cost of Services</u>
Regular programs instruction	10.54	9.50
Special programs instruction	3.28	1.73
Other instructional programs	2.78	2.42
School administration	1.88	1.86
Plant services	2.10	2.09
Student transportation services	1.64	1.64
All others	<u>7.03</u>	<u>4.00</u>
Totals	<u>29.25</u>	<u>23.24</u>



THE SCHOOL BOARD'S FUNDS

As we noted earlier, the School Board uses funds to help it control and manage money for particular purposes. Looking at funds helps you consider whether the School Board is being accountable for the resources taxpayers and others provide to it but may also give you more insight into the School Board's overall financial health.

The fund balances of all governmental funds decreased \$1.22 million due in part to the deficiency of revenues over expenditures in the general fund and also partially due to the spending of construction funds in Consolidated District #3 and the payment of debt service requirements. The fund balance of the general fund decreased \$873,053 mainly because of an increase in expenditures related to salaries and employee benefits such as group health insurance premiums and retirement contributions as well as increases in energy and utility costs.

**Richland Parish School Board
Management's Discussion and Analysis (MD&A)**

Other governmental funds decreased \$351,869 due to increases of \$33,981 and in the non-major special revenue and a decreases of \$265,844 and \$120,006 in the non-major debt service and capital projects funds respectively. The increase in special revenue funds' fund balance was primarily due to an excess in the school food service fund which was contributed to low contract prices on some food items. The decrease in debt service funds is the routine fluctuation of fund balance to be used for the payment of principal and interest on bonded debt. The decrease in non-major capital projects fund balance is attributed to the completion of construction projects in Consolidated District #3.

General Fund Budgetary Highlights As mentioned earlier the School Board revises its budget as it attempts to deal with unexpected changes in revenues and expenditures. (A schedule showing the School Board's original and final budgets compared with actual results is provided in the required supplemental information section of this report.)

There were significant changes made to the original 2004-05 general fund budget. Budgeted revenues were increased due to an increase from projected tax revenues as well as an increase from projected MFP revenue. Expenditures were increased to account for increases in salaries and employee benefits which were uncertain at the time the original budget was adopted.

The state and federal funds budget was adjusted during the year to account for adjustments made to the individual cost reimbursement programs.

CAPITAL ASSET AND DEBT ADMINISTRATION

Capital Assets At June 30, 2005, the School Board had \$24.6 million invested in a broad range of capital assets, including land, buildings, and furniture and equipment. This amount represents a net increase (including additions, deductions and depreciation) of approximately \$1.18 million, or 4.6 percent, from last year.

Capital Assets at June 30, 2005

	<u>Governmental Activities</u>	
	<u>2005</u>	<u>2004</u>
Land	.10	\$.10
Buildings	22.93	24.01
Furniture and equipment	1.57	1.49
Construction in progress		<u>.18</u>
Totals	<u>24.60</u>	<u>\$25.78</u>

Debt Administration At June 30, 2005, the School Board had \$10,595,000 in general obligation bonds outstanding with maturities from 2005 to 2021 with interest rates ranging from 0.10 to 8.5 percent. Under state statute, the School Board is legally restricted from incurring long-term bonded debt in excess of 50% of the assessed value of taxable property.

	<u>Amount</u>	<u>Ratio of Debt to Assessed Value</u>	<u>Debt per Capita</u>
Net direct general obligation bonded debt	<u>\$9,156,812</u>	<u>14.62%</u>	<u>\$467</u>

At June 30, 2005, the School Board's net bonded debt of \$9,156,812 (total bonded debt of \$10,595,000 less assets in debt service funds of \$1,438,188) was well below the legal limit of \$35,767,041.

**Richland Parish School Board
Management's Discussion and Analysis (MD&A)**

ECONOMIC FACTORS AND NEXT YEAR'S BUDGETS AND RATES

The budget for the 2004-05 year includes a conservative 4% decrease in revenues and a 4% increase in budgeted expenditures. The decrease in budgeted revenues is primarily due to a decrease in Minimum Foundation Program funding as well as a slight decrease in local revenue. The increase in budgeted expenditures is due to a number of factors, the greatest being the cost of salaries and related employee benefit costs. Projections show that more than 89% of the School Board's General Fund budget for the 2004-05 year is consumed by salaries and related benefits. Other significant factors include increases in utility and energy costs which are attributed to increase in costs industry wide as well as additions to our facilities. Overall the School Board has budgeted a deficiency of revenues over expenditures in the amount of \$0.9 million for the 2004-05 fiscal year.

CONTACTING THE SCHOOL BOARD'S FINANCIAL MANAGEMENT Our financial report is designed to provide our citizens, taxpayers, parents, students, and investors and creditors with a general overview of the School Board's finances and to show the School Board's accountability for the money it receives. If you have questions about this report or wish to request additional financial information, contact Regina R. Mekus, CPA, Business Manager, at Richland Parish School Board, P. O. 599, Rayville, Louisiana 71269-0599, telephone number (318) 728-5964.

Richland Parish School Board

BASIC FINANCIAL STATEMENTS:

**GOVERNMENT-WIDE
FINANCIAL STATEMENTS (GWFS)**

RICHLAND PARISH SCHOOL BOARD

STATEMENT OF NET ASSETS
June 30, 2005

Statement A

	<u>GOVERNMENTAL</u>
	<u>ACTIVITIES</u>
ASSETS	
Cash and cash equivalents	\$ 5,679,917
Investments	1,220,657
Receivables, net	1,465,131
Inventory	31,859
Capital assets:	
Land	103,582
Capital assets, net of depreciation	<u>24,492,503</u>
TOTAL ASSETS	<u>32,993,649</u>
LIABILITIES	
Accounts, salaries and other payables	2,760,682
Deferred revenue	84,243
Interest payable	125,564
Long-term liabilities	
Due within one year	886,125
Due in more than one year	<u>10,344,085</u>
TOTAL LIABILITIES	<u>14,200,699</u>
NET ASSETS	
Invested in capital assets, net of related debt	14,001,085
Restricted for:	
Debt service	1,412,154
Worker's comp, salaries and retiree benefits	969,634
School Food Service	479,896
Unrestricted	<u>1,930,181</u>
TOTAL NET ASSETS	<u>\$ 18,792,950</u>

THE NOTES TO THE BASIC FINANCIAL STATEMENTS ARE AN INTEGRAL PART OF THIS STATEMENT.

RICHLAND PARISH SCHOOL BOARD

**STATEMENT OF ACTIVITIES
For the Year Ended June 30, 2005**

Statement B

	<u>PROGRAM REVENUES</u>			NET (EXPENSE)
	<u>EXPENSES</u>	<u>CHARGES FOR SERVICES</u>	<u>OPERATING GRANTS AND CONTRIBUTIONS</u>	<u>REVENUE AND CHANGES IN NET ASSETS</u>
FUNCTIONS/PROGRAMS				
Primary Government				
<i>Governmental activities:</i>				
Instruction:				
Regular programs	\$ 10,542,606		\$ 1,040,666	\$ (9,501,940)
Special programs	3,277,444		1,549,308	(1,728,136)
Other instructional programs	2,783,651		367,753	(2,415,898)
Support services:				
Student services	1,091,340		247,261	(844,079)
Instructional staff support	2,048,992		1,044,159	(1,004,833)
General administration	816,533		194,574	(621,959)
School administration	1,876,888		12,453	(1,864,235)
Business services	488,175		35,981	(452,194)
Plant services	2,104,479		18,849	(2,085,630)
Student transportation services	1,842,240		4,056	(1,638,184)
Central services	59,686			(59,686)
Food services	2,003,901	175,747	1,320,197	(507,957)
Community service programs	6,706			(6,706)
Interest on long-term debt	<u>506,638</u>		<u>0</u>	<u>(506,638)</u>
Total Governmental Activities	<u>29,249,079</u>	<u>175,747</u>	<u>5,835,257</u>	<u>(23,238,075)</u>
General revenues:				
Taxes:				
				1,801,729
Property taxes, levied for general purposes				3,262,035
Sales taxes, levied for general purposes				195,611
State revenue sharing				15,767,685
Minimum Foundation Program				232,769
Interest and investment earnings				<u>271,279</u>
Miscellaneous				
Total general revenues				<u>21,531,108</u>
Changes in net assets				(1,706,967)
Net assets - beginning				<u>20,499,917</u>
Net assets - ending				<u>\$ 18,792,950</u>

THE NOTES TO THE BASIC FINANCIAL STATEMENTS ARE AN INTEGRAL PART OF THIS STATEMENT.

Richland Parish School Board

BASIC FINANCIAL STATEMENTS:

FUND FINANCIAL STATEMENTS (FFS)

RICHLAND PARISH SCHOOL BOARD

**GOVERNMENTAL FUNDS
Balance Sheet
June 30, 2005**

	Statement C		
	OTHER		
	<u>GENERAL</u>	<u>GOVERNMENTAL</u>	<u>TOTAL</u>
ASSETS			
Cash and cash equivalents	\$ 3,693,020	\$ 1,986,897	\$ 5,679,917
Investments	1,156,891	63,766	1,220,657
Receivables	399,377	1,065,754	1,465,131
Interfund receivables	743,206	0	743,206
Inventory	<u>0</u>	<u>31,859</u>	<u>31,859</u>
TOTAL ASSETS	<u>5,992,494</u>	<u>3,148,276</u>	<u>9,140,770</u>
LIABILITIES AND FUND BALANCES			
Liabilities:			
Accounts, salaries and other payables	2,309,001	451,681	2,760,682
Interfund payable	0	743,206	743,206
Deferred revenue	<u>41,876</u>	<u>42,367</u>	<u>84,243</u>
Total Liabilities	<u>2,350,877</u>	<u>1,237,254</u>	<u>3,588,131</u>
Fund Balances:			
Reserved for:			
Debt Service	0	1,412,154	1,412,154
Inventory	0	15,526	15,526
Workers' comp, salaries and retiree benefits	1,069,634	0	1,069,634
Unreserved, reported in:			
General Fund - Undesignated	2,571,983	0	2,571,983
Special Revenue	0	483,342	483,342
Capital Projects	<u>0</u>	<u>0</u>	<u>0</u>
Total Fund Balances	<u>3,641,617</u>	<u>1,911,022</u>	<u>5,552,639</u>
TOTAL LIABILITIES AND FUND BALANCES	<u>\$ 5,992,494</u>	<u>\$ 3,148,276</u>	<u>\$ 9,140,770</u>

THE NOTES TO THE BASIC FINANCIAL STATEMENTS ARE AN INTEGRAL PART OF THIS STATEMENT.

RICHLAND PARISH SCHOOL BOARD

**Reconciliation of the Governmental Funds
Balance Sheet to the Statement of Net Assets
June 30, 2005**

Statement D

Total fund balances - governmental funds \$ 5,552,639

The cost of capital assets (land, buildings, furniture and equipment) purchased or constructed is reported as an expenditure in governmental funds. The Statement of Net Assets includes those capital assets among the assets of the School Board as a whole. The cost of those capital assets allocated over their estimated useful lives (as depreciation expense) to the various programs reported as governmental activities in the Statement of Activities. Because depreciation expense does not affect financial resources, it is not reported in governmental funds.

Costs of capital assets	\$ 52,218,042	
Depreciation expense to date	<u>(27,621,957)</u>	
		24,596,085

Long-term liabilities applicable to the School Board's governmental activities are not due and payable in the current period and accordingly are not reported as fund liabilities. All liabilities - both current and long term - are reported in the Statement of Net Assets.

Balances at June 30, 2005 are:

Long-term liabilities		
Compensated absences payable	(593,985)	
Bonds payable	(10,595,000)	
Workers' compensation payable	(41,225)	
Interest payable	<u>(125,564)</u>	
		<u>(11,355,774)</u>

Net Assets - Governmental Activities **\$ 18,792,950**

THE NOTES TO THE BASIC FINANCIAL STATEMENTS ARE AN INTEGRAL PART OF THIS STATEMENT.

RICHLAND PARISH SCHOOL BOARD

**GOVERNMENTAL FUNDS
Statement of Revenues, Expenditures,
and Changes in Fund Balances
For the Year Ended June 30, 2005**

	Statement E		
	GENERAL	OTHER GOVERNMENTAL	TOTAL
REVENUES			
Local sources:			
Taxes:			
Ad valorem	\$ 949,321	\$ 852,408	\$ 1,801,729
Sales and use	3,262,035	0	3,262,035
Interest earnings	195,648	37,121	232,769
Food services	0	175,747	175,747
Other	249,188	22,091	271,279
State sources:			
Equalization	15,472,854	294,831	15,767,685
Other	548,736	571,138	1,119,874
Federal sources	56,190	4,854,804	4,910,994
Total Revenues	<u>20,733,972</u>	<u>6,808,140</u>	<u>27,542,112</u>
EXPENDITURES			
Current:			
Instruction:			
Regular programs	8,812,450	627,261	9,439,711
Special programs	2,871,000	367,816	3,238,816
Other instructional programs	1,189,698	1,549,593	2,739,291
Support services:			
Student services	843,314	247,261	1,090,575
Instructional staff support	959,219	1,044,560	2,003,779
General administration	442,517	194,574	637,091
School administration	1,848,581	12,055	1,860,636
Business services	431,327	37,558	468,885
Plant services	2,081,550	22,929	2,104,479
Student transportation services	1,512,301	4,056	1,516,357
Central services	59,686	0	59,686
Food services	77,060	1,896,450	1,973,510
Community services	3,511	3,195	6,706
Capital outlay	366,906	120,179	487,085
Debt service:			
Principal retirement	0	615,000	615,000
Interest and bank charges	0	525,427	525,427
Total Expenditures	<u>21,499,120</u>	<u>7,267,914</u>	<u>28,767,034</u>
EXCESS (Deficiency) OF REVENUES OVER EXPENDITURES	<u>\$ (765,148)</u>	<u>\$ (459,774)</u>	<u>\$ (1,224,922)</u>

(CONTINUED)

RICHLAND PARISH SCHOOL BOARD

**GOVERNMENTAL FUNDS
Statement of Revenues, Expenditures,
and Changes in Fund Balances
For the Year Ended June 30, 2005**

	Statement E		
	GENERAL	OTHER GOVERNMENTAL	TOTAL
	<u> </u>	<u> </u>	<u> </u>
OTHER FINANCING SOURCES (USES)			
Transfers in	\$ 0	\$ 107,905	\$ 107,905
Transfers out	<u>(107,905)</u>	<u>0</u>	<u>(107,905)</u>
Total Other Financing Sources (Uses)	<u>(107,905)</u>	<u>107,905</u>	<u>0</u>
Net Change in Fund Balances	(873,053)	(351,869)	(1,224,922)
FUND BALANCES - BEGINNING	<u>4,514,670</u>	<u>2,262,891</u>	<u>6,777,561</u>
FUND BALANCES - ENDING	<u>\$ 3,641,617</u>	<u>\$ 1,911,022</u>	<u>\$ 5,552,639</u>

(CONCLUDED)

THE NOTES TO THE BASIC FINANCIAL STATEMENTS ARE AN INTEGRAL PART OF THIS STATEMENT.

RICHLAND PARISH SCHOOL BOARD

**Reconciliation of the Governmental Funds
Statement of Revenues, Expenditures, and Changes in Fund Balances
to the Statement of Activities
For the Year Ended June 30, 2005**

Statement F

Total net change in fund balances - governmental funds \$ (1,224,922)

Amounts reported for governmental activities in the Statement of Activities are different because:

Capital outlays are reported in governmental funds as expenditures. However, in the Statement of Activities, the cost of those assets is allocated over their estimated useful lives as depreciation expense. This is the amount by which capital outlays exceeds depreciation expense in the period:

Depreciation expense	\$(1,490,631)	
Capital outlays	307,643	(1,182,988)

Repayment of bond principal is an expenditure in the governmental funds, but the repayment reduces long-term liabilities in the Statement of Net Assets. 615,000

In the Statement of Activities, certain operating expenses-compensated absences (vacations and sick leave) - are measured by the amounts earned during the year. In the governmental funds, however, expenditures for these items are measured by the amount of financial resources used (essentially, the amounts actually paid). This year, vacation and sick time used (\$286,125) exceeded the amounts earned \$215,193 by \$ 70,932. 70,932

Some expenses reported in the Statement of Activities do not require the use of current financial resources and therefore, are not reported as expenditures in governmental funds.

Increase of incurred but not reported workers' compensation claims (3,778)

Interest on long-term debt in the Statement of Activities differs from the amount reported in the governmental funds because interest is recognized as an expenditure in the funds when it is due, and thus requires the use of current financial resources. In the Statement of Activities, however, interest expense is recognized as the interest accrues, regardless of when it is due. 18,789

Change in net assets of governmental activities \$ (1,706,967)

THE NOTES TO THE BASIC FINANCIAL STATEMENTS ARE AN INTEGRAL PART OF THIS STATEMENT.

RICHLAND PARISH SCHOOL BOARD
FIDUCIARY FUND
STATEMENT OF FIDUCIARY ASSETS AND LIABILITIES
June 30, 2005

Statement G

	<u>AGENCY FUND</u>
ASSETS	
Cash and cash equivalents	\$ <u>479,733</u>
Total assets	<u>479,733</u>
LIABILITIES	
Deposits due others	<u>479,733</u>
Total liabilities	\$ <u>479,733</u>

THE NOTES TO THE BASIC FINANCIAL STATEMENTS ARE AN INTEGRAL PART OF THIS STATEMENT.

**Richland Parish School Board
Notes to the Basic Financial Statements**

	<u>Page</u>
INDEX	
NOTE 1 - SUMMARY OF SIGNIFICANT ACCOUNTING POLICIES.....	23
A. REPORTING ENTITY.....	23
B. FUNDS.....	23
Governmental Funds.....	23
Fiduciary Funds.....	23
C. MEASUREMENT FOCUS AND BASIS OF ACCOUNTING.....	24
Governmental Funds.....	24
Fiduciary Funds.....	25
D. CASH AND CASH EQUIVALENTS.....	25
E. INVESTMENTS.....	25
F. SHORT-TERM INTERFUND RECEIVABLES/PAYABLES.....	25
G. ELIMINATION AND RECLASSIFICATIONS.....	25
H. INVENTORY.....	25
I. CAPITAL ASSETS.....	26
J. DEFERRED REVENUES.....	26
K. COMPENSATED ABSENCES.....	26
L. LONG-TERM LIABILITIES.....	27
M. RESTRICTED NET ASSETS.....	27
N. FUND EQUITY OF FUND FINANCIAL STATEMENTS.....	27
O. INTERFUND ACTIVITY.....	27
P. SALES TAXES.....	27
Q. USE OF ESTIMATES.....	27
NOTE 2 - LEVIED TAXES.....	28
NOTE 3 - DEPOSITS AND INVESTMENTS.....	29
NOTE 4 - RECEIVABLES.....	29
NOTE 5 - CAPITAL ASSETS.....	30
NOTE 6 - RETIREMENT SYSTEMS.....	30
NOTE 7 - OTHER POST-EMPLOYMENT BENEFITS.....	32
NOTE 8 - ACCOUNTS, SALARIES AND OTHER PAYABLES.....	32
NOTE 9 - COMPENSATED ABSENCES.....	32
NOTE 10 - AGENCY FUND DEPOSITS DUE OTHERS.....	32
NOTE 11 - LONG-TERM LIABILITIES.....	32
NOTE 12 - INTERFUND TRANSACTIONS (FFS LEVEL ONLY).....	33
NOTE 13 - RESERVATIONS OF FUND BALANCE (FFS LEVEL ONLY).....	34
NOTE 14 - RISK MANAGEMENT.....	34
NOTE 15 - LITIGATION AND CLAIMS.....	34
NOTE 16 - ON-BEHALF PAYMENTS FOR FRINGE BENEFITS AND SALARIES.....	34
NOTE 17 - DEFEASANCE OF DEBT.....	35
NOTE 18 - ECONOMIC DEPENDENCY.....	35
NOTE 19 - SUBSEQUENT EVENT.....	35

Richland Parish School Board
Notes to the Basic Financial Statements

NOTE 1 - SUMMARY OF SIGNIFICANT ACCOUNTING POLICIES The accompanying basic financial statements of the Richland Parish School Board have been prepared in conformity with accounting principles generally accepted in the United States of America (GAAP) as applied to governmental units. The Governmental Accounting Standards Board (GASB) is the accepted standard-setting body for establishing governmental accounting and financial reporting principles.

A. REPORTING ENTITY The Richland Parish School Board was created by Louisiana Revised Statute LSA-R.S. 17:51 to provide public education for the children within Richland Parish. The School Board is authorized by LSA-R.S. 17:81 to establish policies and regulations for its own government consistent with the laws of the state of Louisiana and the regulations of the Louisiana Board of Elementary and Secondary Education. The School Board is comprised of nine members who are elected from nine districts for terms of four years.

The School Board operates twelve schools within the parish with a total enrollment of approximately 3,516 pupils. In conjunction with the regular educational programs, some of these schools offer special education and/or adult education programs. In addition, the School Board provides transportation and school food services for the students.

GASB Statement 14 establishes criteria for determining the governmental reporting entity and component units that should be included within the reporting entity. Under provisions of this Statement, the School Board is considered a *primary government*, since it is a special purpose government that has a separately elected governing body, is legally separate, and is fiscally independent of other state or local governments. As used in GASB Statement 14, fiscally independent means that the School Board may, without the approval or consent of another governmental entity, determine or modify its own budget, levy its own taxes or set rates or charges, and issue bonded debt. The School Board also has no *component units*, defined by GASB Statement 14 as other legally separate organizations for which the elected School Board members are financially accountable. There are no other primary governments with which the School Board has a significant relationship.

B. FUNDS The accounts of the School Board are organized and operated on the basis of funds. A fund is an independent fiscal and accounting entity with a self-balancing set of accounts. Fund accounting segregates funds according to their intended purpose and is used to aid management in demonstrating compliance with finance-related legal and contractual provisions. The minimum number of funds are maintained consistent with legal and managerial requirements.

The funds of the School Board are classified into two categories: governmental and fiduciary. In turn, each category is divided into separate fund types. The fund classification and a description of each existing fund type follow:

Governmental Funds Governmental funds are used to account for the School Board's general government activities, including the collection and disbursement of specific or legally restricted monies, the acquisition or construction of capital assets, and the servicing of long-term debt. The School Board reports the following major governmental funds:

General fund – the primary operating fund of the School Board. It accounts for all financial resources of the School Board, except those required to be accounted for in another fund.

Fiduciary Funds Fiduciary funds account for assets held by the government in a trustee capacity or as an agent on behalf of outside parties, including other governments, or on behalf of other funds within the School Board. Trust funds account for assets held by the government under the terms of a formal trust agreement.

Agency funds are custodial in nature (assets equal liabilities) and do not present results of operations or have a measurement focus. This fund is used to account for assets that the government holds for others in an agency capacity. The agency fund is as follows:

School activities agency fund — accounts for assets held by the School Board as an agent for the individual schools and school organizations.

**Richland Parish School Board
Notes to the Basic Financial Statements**

C. MEASUREMENT FOCUS AND BASIS OF ACCOUNTING

Government-Wide Financial Statements (GWFS) The Statement of Net Assets and the Statement of Activities displays information about the reporting government as a whole. Fiduciary funds are not included in the GWFS. Fiduciary funds are reported only in the Statement of Fiduciary Net Assets at the fund financial statement level.

The Statement of Net Assets and the Statement of Activities was prepared using the economic resources measurement focus and the accrual basis of accounting. Revenues, expenses, gains, losses, assets and liabilities resulting from exchange and exchange-like transactions are recognized when the exchange takes place. Revenues, expenses, gains, losses, assets, and liabilities resulting from nonexchange transactions are recognized in accordance with the requirements of GASB Statement 33 "Accounting and Financial Reporting for Nonexchange Transactions."

Program revenues Program revenues include 1) charges for services provided, 2) operating grants and contributions, and 3) capital grants and contributions; program revenues reduce the cost of the function to be financed from the School Board's general revenues. Charges for services are primarily derived from cafeteria sales. Operating grants and contributions consist of the many educational grants received from the federal and state government.

Allocation of indirect expenses The School Board reports all direct expenses by function in the Statement of Activities. Direct expenses are those that are clearly identifiable with a function. Depreciation expense is specifically identified by function and is included in the direct expense of each function. Interest on general long-term debt is considered an indirect expense and is reported separately in the Statement of Activities.

Fund Financial Statements (FFS)

Governmental Funds The accounting and financial reporting treatment applied to a fund is determined by its measurement focus. Governmental fund types use the flow of current financial resources measurement focus and the modified accrual basis of accounting. Under the modified accrual basis of accounting revenues are recognized when susceptible to accrual (i.e., when they are "measurable and available"). "Measurable" means the amount of the transaction can be determined and "available" means collectible within the current period or soon enough thereafter to pay liabilities of the current period. The government considers all revenues available if they are collected within 60 days after year-end. Expenditures are recorded when the related fund liability is incurred, except for unmatured principal and interest on general long-term debt which is recognized when due, and certain compensated absences and claims and judgments which are recognized when the obligations are expected to be liquidated with expendable available financial resources.

With this measurement focus, only current assets and current liabilities are generally included on the balance sheet. Operating statements of these funds present increases and decreases in net current assets. The governmental funds use the following practices in recording revenues and expenditures:

Revenues

Ad valorem taxes are recognized when all applicable eligibility requirements are met and the resources are available.

Sales taxes are recognized when the underlying exchange transaction occurs and the resources are available.

Entitlements and shared revenues (which include state equalization and state revenue sharing) are recorded as unrestricted grants-in-aid at the time of receipt or earlier if the susceptible to accrual criteria are met. Expenditure-driven grants are recognized as revenue when the qualifying expenditures have been incurred and all other grant requirements have been met.

Other receipts become measurable and available when cash is received by the School Board and are recognized as revenue at that time.

**Richland Parish School Board
Notes to the Basic Financial Statements**

Expenditures

Salaries are recorded as paid. Salaries for nine-month employees are accrued at June 30.

Other Financing Sources (Uses) Transfers between funds that are not expected to be repaid (or any other types, such as capital lease transactions, sale of fixed assets, debt extinguishments, long-term debt proceeds, et cetera) are accounted for as other financing sources (uses). These other financing sources (uses) are recognized at the time the underlying events occur.

Fiduciary Funds The *agency fund* is custodial in nature and does not present results of operations or have a measurement focus. Agency funds are accounted for using the accrual basis of accounting.

D. CASH AND CASH EQUIVALENTS Cash includes amounts in demand deposits and interest-bearing demand deposits. Cash equivalents include amounts in time deposits and those investments with original maturities of 90 days or less.

Under state law, the School Board may deposit funds in demand deposits, interest-bearing demand deposits, money market accounts, or time deposits with state banks organized under Louisiana law and national banks having their principal offices in Louisiana.

E. INVESTMENTS Investments are limited by R.S. 33:2955 and the School Board's investment policy. If the original maturities of investments exceed 90 days, they are classified as investments; however, if the original maturities are 90 days or less, they are classified as cash equivalents.

The investments are reflected at fair value except for the following which are required/permitted as per GASB Statement No. 31:

1. Investments in *nonparticipating* interest-earning contracts, such as nonnegotiable certificates of deposit with redemption terms that do not consider market rates, are reported using a cost-based measure.
2. The School Board reported at amortized cost money market investments and *participating* interest-earning investment contracts that have a remaining maturity at time of purchase of one year or less.

Definitions:

Interest-earning investment contract include time deposits with financial institutions (such as certificates of deposit), repurchase agreements, and guaranteed investment contracts.

Money market investments are short-term, highly liquid debt instruments that include U. S. Treasury obligations.

F. SHORT-TERM INTERFUND RECEIVABLES/PAYABLES During the course of operations, numerous transactions occur between individual funds for goods provided or services rendered. These receivables and payables are classified as interfund receivables/payables on the balance sheet. Short-term interfund loans are also classified as interfund receivables/payables.

G. ELIMINATION AND RECLASSIFICATIONS In the process of aggregating data for the statement of net assets and the statement of activities, some amounts reported as interfund activity and balances in the funds were eliminated or reclassified. Interfund receivables and payables were eliminated to minimize the "grossing up" effect on assets and liabilities within the governmental activities column.

H. INVENTORY Inventory of the school food service special revenue fund consists of food purchased by the School Board and commodities granted by the United States Department of Agriculture through the Louisiana Department of Agriculture and Forestry. The commodities are recorded as revenues when consumed; however, all inventory items are recorded as expenditures when purchased. Unused commodities at June 30 are reported as deferred revenues. All purchased inventory items are valued at cost using first-in, first-out (FIFO) method, and commodities are assigned values based on information provided by the U. S. Department of Agriculture.

Richland Parish School Board
Notes to the Basic Financial Statements

I. CAPITAL ASSETS Capital assets are recorded at historical cost or estimated historical cost if purchased or constructed and depreciated over their estimated useful lives (including salvage value). The capitalization threshold is \$1,000. Donated capital assets are recorded at their estimated fair value at the date of donation. Estimated useful life is management's estimate of how long the asset is expected to meet service demands. Straight line depreciation is used based on the following estimated useful lives:

Buildings	10 - 40 years
Furniture and equipment	3 - 10 years
Vehicles	5 - 8 years

Interest during construction is not capitalized on capital assets.

J. DEFERRED REVENUES The School Board reports deferred revenues on its combined balance sheet. Deferred revenues arise when resources are received by the School Board before it has a legal claim to them, as when grant monies are received prior to the occurrence of qualifying expenditures. In subsequent periods, when the School Board has a legal claim to the resources, the liability for deferred revenue is removed from the combined balance sheet and the revenue is recognized.

K. COMPENSATED ABSENCES All 12-month employees earn from twelve to eighteen days of vacation leave each year, depending on their length of service with the School Board. Vacation leave can be accumulated but cannot exceed sixty days. However, upon separation, all unused vacation up to 60 days a year is paid to the employee.

All School Board employees earn from twelve to eighteen days of sick leave each year, depending upon the length of service. Sick leave can be accumulated without limitation. Upon retirement or death, unused accumulated sick leave of up to twenty-five days is paid to the employee or to the employee's estate at the employee's current rate of pay. Under the Louisiana Teachers' Retirement System, and the Louisiana School Employees' Retirement System, all unpaid sick leave is used in the retirement benefit computation as earned service.

The School Board's recognition and measurement criteria for compensated absences follow:

GASB Statement 16 provides that vacation leave and other compensated absences with similar characteristics should be accrued as a liability as the benefits are earned by the employees if both of the following conditions are met:

- A. The employees' rights to receive compensation are attributable to services already rendered.
- B. It is probable that the employer will compensate the employees for the benefits through paid time off or some other means, such as cash payments at termination or retirement.

GASB Statement 16 provides that a liability for sick leave should be accrued using one of the following termination approaches:

- A. An accrual for earned sick leave should be made only to the extent it is probable that the benefits will result in termination payments, rather than be taken as absences due to illness or other contingencies, such as medical appointments and funerals.
- B. Alternatively, a governmental entity should estimate its accrued sick leave liability based on the sick leave accumulated at the balance sheet date by those employees who currently are eligible to receive termination payments as well as other employees who are expected to become eligible in the future to receive such payments. The School Board uses this approach.

Richland Parish School Board
Notes to the Basic Financial Statements

L. LONG-TERM LIABILITIES For government-wide reporting, the costs associated with the bonds are recognized over the life of the bond. As permitted by GASB Statement No. 34 the amortization of the costs of bonds will be amortized prospectively from the date of adoption of GASB Statement No. 34.

For fund financial reporting, bond premiums and discounts, as well as issuance costs, are recognized in the period the bonds are issued. Bond proceeds are reported as an other financing source net of the applicable premium or discount. Issuance costs, even if withheld from the actual net proceeds received, are reported as debt service expenditures.

M. RESTRICTED NET ASSETS For the government-wide statement of net assets, net assets are reported as restricted when constraints placed on net asset use are either:

Externally imposed by creditors (such as debt covenants), grantors, contributors, or laws or regulations of other governments;

Imposed by law through constitutional provisions or enabling legislation.

When both restricted and unrestricted resources are available for use, it is the government's policy to use restricted resources first, then unrestricted resources as they are needed. Restricted net assets reported in the statement of net assets are restricted by law through constitutional provisions or enabling legislation.

N. FUND EQUITY OF FUND FINANCIAL STATEMENTS

Reserves Reserves represent those portions of fund equity not appropriable for expenditures or legally segregated for a specific future use.

Designated Fund Balances Designated fund balances represent tentative plans for future use of financial resources.

O. INTERFUND ACTIVITY Interfund activity is reported as either loans, services provided, reimbursements or transfers. Loans are reported as interfund receivables and payables as appropriate and are subject to elimination upon consolidation. Services provided, deemed to be at market or near market rates, are treated as revenues and expenditures/expenses. Reimbursements are when one fund incurs a cost, charges the appropriate benefiting fund and reduces its related cost as a reimbursement. All other interfund transactions are treated as transfers. Transfers between governmental funds are netted as part of the reconciliation to the government-wide financial statements.

P. SALES TAXES The School Board has the following three sales tax ordinances:

The School Board has a one cent parish-wide sales and use tax as authorized in a special election held February 6, 1968. In accordance with the proposition approved by the voters of the parish, the net revenues derived from said sales and use tax is to be dedicated and used solely for the purpose to provide funds for the payment of salaries of school employees in the School System and for benefits of the retirees of the School System.

The School Board has a one-half cent parish-wide sales and use tax as authorized in a special election held September 21, 1996. In accordance with the proposition approved by the voters of the parish, the net revenues derived from said sales and use tax is to be dedicated and used solely to maintain and operate the public schools of Richland Parish.

The School Board has a one-half cent parish-wide sales and use tax as authorized in a special election held July 15, 2000. In accordance with the proposition approved by the voters of the parish, the net revenues derived from said sales and use tax is to be dedicated and used solely to pay salaries and benefits of teachers and other School Board employees.

Q. USE OF ESTIMATES The preparation of financial statements in conformity with accounting principles generally accepted in the United States of America requires management to make estimates and assumptions that affect the reported amounts of assets and liabilities and disclosure of contingent assets and liabilities at the date of the financial statement and the reported amounts of revenues and expenditures during the reporting period. Actual results could differ from those estimates.

Richland Parish School Board
Notes to the Basic Financial Statements

NOTE 2 - LEVIED TAXES The School Board levies taxes on real and business personal property located within Richland Parish's boundaries. Property taxes are levied by the School Board on property values assessed by the Richland Parish Tax Assessor and approved by the state of Louisiana Tax Commission.

The Richland Parish Sheriff's Office bills and collects property taxes for the School Board. Collections are remitted to the School Board monthly.

Property Tax Calendar

Millage rates adopted	October 21, 2004
Levy date	November 01, 2004
Tax bills mailed	December 01, 2004
Due date	December 31, 2004
Lien date	January 01, 2005
Collection date	December 31, 2004
Tax sale date - 2003 delinquent property	May 15, 2005

Assessed values are established by the Richland Parish Tax Assessor each year on a uniform basis at the following ratios of assessed value to fair market value:

10% land	25% public service properties, excluding land
10% residential improvements	15% other property
15% electronic cooperative properties, excluding land	

A revaluation of all property is required after 1978 to be completed no less than every four years. The last revaluation was completed for the roll of January 1, 2000. Total assessed value was \$286,136,330 in calendar year 2004. Louisiana state law exempts the first \$7,500 of assessed value of a taxpayer's primary residence from parish property taxes. This homestead exemption was \$72,995,050 of the assessed value in calendar year 2004.

State law requires the sheriff to collect property taxes in the calendar year in which the assessment is made. Property taxes become delinquent January 1 of the following year. If taxes are not paid by the due date, taxes bear interest at the rate of 1.25% per month until the taxes are paid. After notice is given to the delinquent taxpayers, the sheriff is required by the *Constitution of the State of Louisiana* to sell the least quantity of property necessary to settle the taxes and interest owed.

All property taxes are recorded in the general and debt service funds on the basis explained in Note 1. Revenues in such funds are recognized in the accounting period in which an enforceable legal claim arises. Estimated uncollectible taxes are those taxes based on past experience which will not be collected in the subsequent year and are primarily due to subsequent adjustments to the tax roll. The School Board uses the lien date to establish the enforceable legal claim date. No receivable has been recorded for 2005 property taxes because the lien date is subsequent to year end.

The tax roll is prepared by the parish tax assessor in November of each year. The collection of the 2005 property taxes occurs in December, and January and February of the next year.

Historically, virtually all ad valorem taxes receivable were collected since they are secured by property. Therefore, there is no allowance for uncollectible taxes.

Richland Parish School Board
Notes to the Basic Financial Statements

The following is a summary of authorized and levied ad valorem taxes:

	<u>Authorized</u> <u>Millage</u>	<u>Levied</u> <u>Millage</u>	<u>Expiration</u> <u>Date</u>
Parish-wide taxes:			
Constitutional	6.98	6.99	N/A
Maintenance	7.46	7.48	2006
District taxes:			
School District #2	32.00	15.00	2014
School District #3	42.00	21.00	2020
School District #4	96.00	40.00	2011

NOTE 3 - DEPOSITS AND INVESTMENTS Deposits are stated at cost, which approximated fair value. Under state law, these deposits (or the resulting bank balances) must be secured by federal deposit insurance or the pledge of securities owned by the fiscal agent bank. The market value of the pledged securities plus the federal deposit insurance must at all times equal the amount on deposit with the fiscal agent bank. These securities are held in the name of the pledging fiscal agent bank in the holding or custodial bank that is mutually acceptable to both parties.

Custodial credit-risk: At year-end the school Board's carrying amount of deposits was \$7,380,307 and the bank balance was \$9,105,247. These deposits are reported as follows: Statement A – cash and cash equivalents, \$5,679,917, Statement A – investments \$1,220,657, Statement G – cash and cash equivalents \$479,733. Of the bank balance, \$316,436 was covered by federal depository insurance or by collateral held by the School Board's agent in the School Board's name (GASB Category 1). The remaining balance was collateralized with securities held by the pledging financial institution's trust department or agent but not in the School Board's name (GASB Category 3). Even though the pledged securities are considered uncollateralized (Category 3) under the provisions of GASB Statement No. 3, Louisiana Revised Statute 39:1229 imposes a statutory requirement on the custodial bank to advertise and sell the pledged securities within 10 days of being notified by the School Board that the fiscal agent has failed to pay deposited funds upon demand.

NOTE 4 - RECEIVABLES The balance of receivables at June 30, 2005, is shown below. The School Board expects to collect the full amount; therefore, no allowance for doubtful accounts has been established.

Class of Receivables	<u>General</u>	<u>Other</u>	<u>TOTAL</u>
Taxes:			
Sales and use	\$ 289,959		\$ 289,959
Intergovernmental-grants:			
Federal		1,065,754	1,065,754
State	9,676		9,676
Local Accounts	<u>99,742</u>		<u>99,742</u>
Total	<u>\$ 399,377</u>	<u>\$ 1,065,754</u>	<u>\$ 1,465,131</u>

Richland Parish School Board
Notes to the Basic Financial Statements

NOTE 5 - CAPITAL ASSETS Capital asset balances and activity for the year ended June 30, 2005 is as follows:

	<u>Balance Beginning</u>	<u>Additions</u>	<u>Deletions</u>	<u>Balance Ending</u>
Governmental activities				
Non depreciable capital assets				
Land	\$ 103,582	\$ 0	\$ 0	\$ 103,582
Construction in progress	179,442	0	179,442	0
Capital assets				
Depreciable				
Buildings	46,547,500	179,442	0	46,726,942
Furniture and equipment	5,298,445	307,643	218,570	5,387,518
Total	<u>52,128,969</u>	<u>487,085</u>	<u>398,012</u>	<u>52,218,042</u>
Less accumulated depreciation				
Buildings	22,541,495	1,260,242	0	23,801,737
Furniture and equipment	3,808,401	230,389	218,570	3,820,220
Total	<u>26,349,896</u>	<u>1,490,631</u>	<u>218,570</u>	<u>27,621,957</u>
Governmental activities				
Capital assets, net	<u>\$ 25,779,073</u>	<u>\$ (1,003,546)</u>	<u>\$ 179,442</u>	<u>\$ 24,596,085</u>

Depreciation expense was charged to governmental activities as follows:

Regular programs	\$ 1,170,049
Special programs	38,628
Other instructional programs	44,360
Instructional staff support	45,978
School administration	16,052
Business services	19,290
Student transportation services	125,883
Food services	30,391
Total depreciation expense	<u>\$ 1,490,631</u>

NOTE 6 - RETIREMENT SYSTEMS

Plan description Substantially all School Board employees participate in either the Teachers' Retirement System or the School Employees' Retirement System (the Systems), which are cost-sharing, multiple-employer public employee retirement systems (PERS). Benefit provisions are ultimately approved and amended by the Louisiana Legislature.

Participation in the Teachers' Retirement System is divided into two plans - the Teachers' Regular Plan and the Teachers' Plan A. In general, professional employees (such as teachers and principals) and lunchroom workers are members of the Louisiana Teachers' Retirement System (TRS); other employees, such as custodial personnel and bus drivers, are members of the Louisiana School Employees' Retirement System (LSERS). Generally, all full-time employees are eligible to participate in the system.

With respect to the Teachers' Retirement System Regular Plan, normal retirement is at age 60 with 10 years of service, or at any age with 20 years of service. The formula for annual maximum retirement benefits is generally two percent (with less than 25 years of service) or 2.5 percent (with 25 or more years of service) times the years of creditable service times the average salary of the 36 highest successive months (plus \$300 applicable to persons becoming members prior to July 1, 1986).

**Richland Parish School Board
Notes to the Basic Financial Statements**

Under the Teachers' Retirement System Plan A, normal retirement is generally at any age with 30 or more years of creditable service, at age 55 with at least 25 years of creditable service and at age 60 with at least 10 years of creditable service. The retirement benefit formula is generally three percent times the years of creditable service times the average salary of the 36 highest successive months plus \$24 per year of service.

Employees participating in the School Employees' Retirement System are eligible for normal retirement after 30 years of service, or after 25 years of service at age 55 or after 10 years of service at age 60. The maximum retirement allowance is computed at 2.5 percent times the highest 36 months of average salary, times the years of service plus a supplement of \$2.00 per month times the years of service.

Both TRS and LSERS issue annual financial reports. The reports can be obtained by telephoning or writing to the following:

Teachers' Retirement System of Louisiana
Post Office Box 94123
Baton Rouge, Louisiana 70804-9123
(225) 925-6446

Louisiana School Employees' Retirement System
Post Office Box 44516
Baton Rouge, Louisiana 70804
(225) 925-6484

Funding Policy Each system is administered and controlled at the state level by a separate board of trustees, with contribution rates approved and amended by the Louisiana Legislature. Benefits of the systems are funded by employee and employer contributions. Benefits granted by the retirement systems are guaranteed by the state of Louisiana under provisions of the Louisiana Constitution of 1974. The School Board's employer contribution for the TRS, as provided by state law, is funded through annual appropriations, by deductions from local ad valorem taxes, and by remittances from the School Board. For the LSERS, the School Board's employer contribution is funded through annual appropriations.

In addition, the employer does not remit to the Teachers' Retirement System, Regular Plan or Plan A, the employer's contribution for the professional improvement program (PIP) portion of payroll. The PIP contribution is made directly to the Retirement System by the state of Louisiana.

Contribution rates (as a percentage of covered salaries) for active plan members as established by the Louisiana Legislature for the year ended June 30, 2005 are as follows:

	Employee	Employer
Louisiana Teachers' Retirement System:		
Regular	8.00%	15.50%
Plan A	9.10%	15.50%
Louisiana School Employees' Retirement System	7.50%	14.80%

Total covered payroll of the School Board for TRS - Regular Plan, TRS - Plan A, and LSERS for the year ended June 30, 2005, amounted to \$12,953,957, \$186,254 and \$1,337,102, respectively. Employer contributions for the year ended June 30, 2005, and each of the two preceding years are as follows:

TRS.....	LSERS.....	
	Annual Actuarially Required Contribution	Percentage of Annual Required Contribution Paid	Annual Actuarially Required Contribution	Percentage of Annual Required Contribution Paid
Fiscal Year Ended				
June 30, 2003	1,950,857	86.39	0	100.0
June 30, 2004	1,969,125	91.01	92,765	100.0
June 30, 2005	2,333,491	87.28	243,136	100.0

Richland Parish School Board
Notes to the Basic Financial Statements

Annual actuarially required contributions for each plan above is based on the plan's annual financial report for that year except for the year ended June 30, 2005. Each annual actuarially required contribution for the year ended June 30, 2005, is based upon each plan's annual financial report for the year ended June 30, 2004, which is the latest information available.

NOTE 7 - OTHER POST-EMPLOYMENT BENEFITS State statutes require the School Board to provide certain continuing health care and life insurance benefits for its retired employees. Substantially all of the School Board's employees become eligible for these benefits if they reach normal retirement age while working for the School Board. These benefits for retirees and similar benefits for active employees are provided through the State Employees' Group Benefits Programs whose monthly premiums are paid jointly by the employee and the School Board. The cost of retiree benefits totaled \$1,548,869 for approximately 288 retirees.

NOTE 8 - ACCOUNTS, SALARIES AND OTHER PAYABLES The payables at June 30, 2005, are as follows:

	General	Other Governmental	TOTAL
Salaries	\$ 1,774,622	\$ 389,200	\$ 2,163,822
Accounts	534,379	62,481	\$ 596,860
Total	\$ 2,309,001	\$ 451,681	\$ 2,760,682

NOTE 9 - COMPENSATED ABSENCES At June 30, 2005, employees of the School Board have accumulated and vested \$593,985 of employee leave benefits, including \$8,489 of salary-related benefits. These employee leave benefits were computed in accordance with GASB Codification Section C60.

NOTE 10 - AGENCY FUND DEPOSITS DUE OTHERS A summary of changes in school activities agency fund deposits due others for the year ended June 30, 2005, follows:

	<u>Balance Beginning</u>	<u>Additions</u>	<u>Deductions</u>	<u>Balance Ending</u>
Agency Funds:				
School Activities Accounts	<u>\$544,253</u>	<u>1,355,323</u>	<u>1,419,843</u>	<u>479,733</u>

NOTE 11 - LONG-TERM LIABILITIES The following is a summary of the long-term obligation transactions for the year ended June 30, 2005:

	<u>Beginning Balance</u>	<u>Additions</u>	<u>Deletions</u>	<u>Ending balance</u>	<u>Amounts Due Within One Year</u>
Governmental Activities					
Bonds Payable:					
General obligation debt	\$ 11,210,000	\$ 0	\$ 615,000	\$ 10,595,000	\$ 600,000
Other liabilities:					
Compensated absences	664,917	215,193	286,125	593,985	286,125
Worker's compenstion claims	37,447	82,753	78,975	41,225	0
Governmental Activities					
Long-term liabilities	\$ 11,912,364	\$ 297,946	\$ 980,100	\$ 11,230,210	\$ 886,125

The compensated absences liability attributable to the governmental activities will be liquidated by several of the School Board's governmental funds. In the past, approximately 100% was paid by the general fund.

**Richland Parish School Board
Notes to the Basic Financial Statements**

The individual bond issues are as follows:

<u>Bond issue</u>	<u>Original Issue</u>	<u>Interest Rates</u>	<u>Final Due</u>	<u>Interest to Maturity</u>	<u>Principal Outstanding</u>
General Obligation:					
School District #2 November 1, 2000	630,000	.10%-8.5%	March 1, 2015	159,730	480,000
School District #3 March 1, 2001	9,200,000	4.4%-7.0%	March 1, 2021	3,851,078	8,125,000
School District #4 April 1, 1999	2,835,000	3.20%-4.25%	February 1, 2012	342,865	1,990,000
Total				<u>\$ 4,353,673</u>	<u>\$ 10,595,000</u>

All principal and interest requirements are funded in accordance with Louisiana law by the annual ad valorem tax levy on taxable property within the parish and general operating funds of the School Board. At June 30, 2005, the School Board has accumulated \$1,412,154 in the debt service funds for future debt requirements. The bonds are due as follows:

<u>Year Ending June 30,</u>	<u>Principal Payments</u>	<u>Interest Payments</u>	<u>Total</u>
2006	\$ 600,000	\$ 496,237	\$ 1,096,237
2007	635,000	469,090	1,104,090
2008	660,000	441,970	1,101,970
2009	700,000	413,570	1,113,570
2010	735,000	382,815	1,117,815
2011-2015	3,280,000	1,421,018	4,701,018
2016-2020	3,215,000	690,473	3,905,473
2021-2022	770,000	38,500	808,500
Total	<u>\$ 10,595,000</u>	<u>\$ 4,353,673</u>	<u>\$ 14,948,673</u>

In accordance with Louisiana Revised Statute 39:562, the School Board is legally restricted from incurring long-term bonded debt in excess of 50 percent of the assessed value of taxable property. At June 30, 2005, the statutory limit was \$71,534,082 and outstanding net bonded debt totaled \$9,182,846.

NOTE 12 - INTERFUND TRANSACTIONS (FFS LEVEL ONLY)

Interfund receivable/payable:

<u>Receivable Fund</u>	<u>Payable Fund</u>	<u>Amount</u>
General	Other Governmental	<u>743,206</u>

The purpose of interfund receivable/payables is to cover expenditures on cost reimbursement programs until reimbursements are received.

Transfers:

	<u>Transfers In</u>	<u>Transfers Out</u>
General Fund		\$ 107,905
Other governmental funds	\$ 107,905	
Total	<u>\$ 107,905</u>	<u>\$ 107,905</u>

The purpose of interfund transfers is mainly to cover operating expenditures.

**Richland Parish School Board
Notes to the Basic Financial Statements**

NOTE 13 - RESERVATIONS OF FUND BALANCE (FFS LEVEL ONLY)

Workers' Compensation This amount represents the portion of fund balance relating to the security interest established with the State of Louisiana Office of Workers' Compensation and is therefore unavailable to be expended for other purposes.

Salaries and Retiree Benefits This amount represents the portion of fund balance relating to sales tax collections dedicated to paying salaries and benefits for retirees.

NOTE 14 - RISK MANAGEMENT The School Board initiated a self-insured program for workers' compensation in 1991. It joined a pool of school boards in Northeast Louisiana in order to share workers' compensation costs. The School Board's share of risk is determined by calculating its percentage of the total manual premium of the group. The risk allocated to the School Board for the year ended June 30, 2005 was 48.35%. Premiums are paid into the general fund by all other funds and are available to pay claims, claim reserves and administrative costs of the program. Interfund premiums are based primarily upon the individual funds' payroll and are reported as expenditures in the individual funds.

Changes in the claims amount for the last three fiscal years were as follows:

<u>Years Ended June 30.</u>	<u>Beginning of Fiscal Year Liability</u>	<u>Claims and Changes in Estimates</u>	<u>Benefit Payment and Claims</u>	<u>Ending of Fiscal Year Liability</u>
2002-2003	27,978	104,681	83,711	48,948
2003-2004	48,948	54,126	65,627	37,447
2004-2005	37,447	82,753	78,975	41,225

In addition, the School Board is at risk for property damage, liability and theft which are covered by insurance policies.

During the fiscal year 2005, a total of \$78,975 was paid in benefits and administrative costs. An excess coverage insurance policy covers individual claims in excess of \$175,000. Maximum retention exposure for aggregate claims amounts to \$1,000,000. Claims payable of \$41,225 as of June 30, 2005, has been accrued as liability. Claims payable does not include incremental costs.

NOTE 15 - LITIGATION AND CLAIMS

Litigation The School Board is a defendant in several lawsuits. Management and legal counsel for the School Board believe that the potential claims against the School Board not covered by insurance would not materially affect the School Board's financial position.

Grant Disallowances The School Board participates in a number of state and federally assisted grant programs. The programs are subject to compliance audits under the single audit approach. Such audits could lead to requests for reimbursement by the grantor agency for expenditures disallowed under terms of the grants. School Board management believes that the amount of disallowances, if any, which may arise from future audits will not be material.

NOTE 16 - ON-BEHALF PAYMENTS FOR FRINGE BENEFITS AND SALARIES On-behalf payments for fringe benefits and salaries are direct payments made by an entity (the paying agent) to a third-party recipient for the employees of another, legally separate entity (the employer entity). GASB Statement 24 requires employer governments to recognize revenue and expenditures or expenses for these on-behalf payments.

The state of Louisiana made pension contributions (regarding Professional Improvement Program) directly to the Teachers' Retirement System of Louisiana on behalf of the School Board in the amount of \$10,664. This amount was recognized as state revenue and a corresponding expenditure in the applicable fund from which the salary was paid.

Richland Parish School Board
Notes to the Basic Financial Statements

NOTE 17 - DEFEASANCE OF DEBT The School Board defeased in the prior year certain general obligation bonds by placing the proceeds of new bonds in an irrevocable trust to provide for all future debt service payments on the old bonds. Accordingly, the trust account assets and the liability for the defeased bonds are not included in the School Board's basic financial statements. On June 30, 2005, \$1,455,000 of bonds outstanding are considered defeased.

NOTE 18 - ECONOMIC DEPENDENCY Statement of Financial Accounting Standards (SFAS) No. 14 requires disclosure in financial statements of a situation where one entity provides more than 10% of the audited entities revenue. The Minimum Foundation funding provided by the state to all public school systems in Louisiana is primarily based on October 1 student count. The state provided \$15,767,685 to the School Board, which represents approximately 57% of the School Board's total revenue for the year.

NOTE 19- SUBSEQUENT EVENT The School Board issued \$7,755,000 twenty year General Obligations bonds in District 1 on July 1, 2005. Two hurricanes struck the State of Louisiana after the end of the fiscal year; Richland Parish Schools were not damaged. Richland Parish School gained displaced students as a result of these hurricanes. The effect on the Minimum Foundation Funding from these disasters is yet to be determined.

Richland Parish School Board

REQUIRED SUPPLEMENTAL INFORMATION

Richland Parish School Board

Budgetary Comparison Schedules

General Fund

GENERAL FUND The general fund accounts for all activities of the School Board except those that are accounted for in other funds.

RICHLAND PARISH SCHOOL BOARD

**GENERAL FUND
Budgetary Comparison Schedule
For the Year Ended June 30, 2005**

Exhibit 1-1

	<u>BUDGETED AMOUNTS</u>		<u>ACTUAL AMOUNTS</u>	<u>VARIANCE WITH FINAL BUDGET</u>
	<u>ORIGINAL</u>	<u>FINAL</u>		<u>POSITIVE (NEGATIVE)</u>
BUDGETARY FUND BALANCES, BEGINNING	\$ 4,422,337	\$ 4,422,337	\$ 4,514,670	92,333
Resources (inflows)				
Local sources:				
Ad valorem taxes	966,463	943,822	949,321	5,499
Sales and use taxes	3,025,653	3,096,549	3,262,035	165,486
Interest earnings	44,429	42,429	118,128	75,699
Other	243,737	352,460	326,708	(25,752)
State sources:				
Equalization	15,233,740	15,472,857	15,472,854	(3)
Other	324,304	562,850	548,736	(14,114)
Federal sources	49,086	45,734	56,190	10,456
Transfers from other funds	<u>3,105,578</u>	<u>3,015,453</u>	<u>2,847,878</u>	<u>(167,575)</u>
 Amounts available for appropriations	 <u>27,415,327</u>	 <u>27,954,491</u>	 <u>28,096,520</u>	 <u>142,029</u>
 Charges to appropriations (outflows)				
Instruction:				
Regular programs	9,892,861	9,255,540	8,812,450	443,090
Special education programs	2,746,482	2,862,650	2,871,000	(8,350)
Other instructional programs	1,018,388	1,311,232	1,189,698	121,534
Support services:				
Student services	772,301	858,418	843,314	15,104
Instructional staff support	496,314	893,492	959,219	(65,727)
General administration	588,361	615,669	442,517	173,152
School administration	1,444,882	1,740,462	1,848,581	(108,119)
Business services	363,764	432,772	431,327	1,445
Plant services	1,986,081	2,097,489	2,081,550	15,939
Student transportation services	1,365,250	1,451,283	1,512,301	(61,018)
Central services	31,675	37,990	59,686	(21,696)
Food services	70,998	72,839	77,060	(4,221)
Community services	3,500	6,700	3,511	3,189
Capital Outlay	15,642	17,642	366,906	(349,264)
Transfers to other funds	<u>3,103,348</u>	<u>3,182,048</u>	<u>2,955,783</u>	<u>226,265</u>
 Total charges to appropriations	 <u>23,899,847</u>	 <u>24,836,226</u>	 <u>24,454,903</u>	 <u>381,323</u>
 BUDGETARY FUND BALANCES, ENDING	 \$ 3,515,480	 \$ 3,118,265	 \$ 3,641,617	 523,352

**Richland Parish School Board
Notes to Budgetary Comparison Schedules
For the Year Ended June 30, 2005**

A. BUDGETS

General Budget Practices The School Board follows these procedures in establishing the budgetary data reflected in the financial statements:

State statute requires budgets to be adopted for the general fund and all special revenue funds.

Each year prior to September, the Superintendent submits to the Board proposed annual budgets for the general fund and special revenue funds. Public hearings are conducted, prior to the Board's approval, to obtain taxpayer comments. The operating budgets include proposed expenditures and the means of financing them.

Appropriations (unexpended budget balances) lapse at year-end.

Formal budget integration (within the accounting records) is employed as a management control device. All budgets are controlled at the function level. Budget amounts included in the accompanying financial statements include the original adopted budget and all subsequent amendments. These revisions were considered significant by the Board.

Encumbrances Encumbrance accounting, under which purchase orders are recorded in order to reserve that portion of the applicable appropriation, is not employed. However, outstanding purchase orders are taken into consideration before expenditures are incurred in order to assure that applicable appropriations are not exceeded.

Budget Basis of Accounting All governmental funds' budgets are prepared on the modified accrual basis of accounting, a basis consistent with accounting principles generally accepted in the United States of America (GAAP). Budgeted amounts are originally adopted or amended by the Board. Legally, the Board must adopt a balanced budget; that is, total budgeted revenues and other financing sources including fund balance must equal or exceed total budgeted expenditures and other financing uses. State statutes require the Board to amend its budgets when revenues plus projected revenues within a fund are expected to be less than budgeted revenues by five percent or more and/or expenditures within a fund are expected to exceed budgeted expenditures by five percent or more. The School Board approves budgets at the function level and management can transfer amounts between line items within a function.

RICHLAND PARISH SCHOOL BOARD

**Notes to Budgetary Comparison Schedules
For the Year Ended June 30, 2005**

Note B - Budget to GAAP Reconciliation - Explanation of differences between budgetary inflows and outflows and GAAP revenues and expenditures

	<u>GENERAL FUND</u>
<u>Sources/inflows of resources:</u>	
Actual amounts (budgetary basis) *available for appropriation* from the Budgetary Comparison Schedule	\$ 28,096,520
The fund balance at the beginning of the year is a budgetary resource but is not a current year revenue for financial reporting purposes	(4,514,670)
Transfers from other funds are inflows of budgetary resources but are not revenues for financial reporting purposes	<u>(2,847,878)</u>
Total revenues as reported on the Statement of Revenues, Expenditures, and Changes in Fund Balances - Governmental Funds	<u>20,733,972</u>
<u>Uses/outflows of resources:</u>	
Actual amounts (budgetary basis) *Total charges to appropriations* from the Budgetary Comparison Schedule	24,454,903
Transfer to other funds are outflows of budgetary resources but are not expenditures for financial reporting purposes	<u>(2,955,783)</u>
Total expenditures as reported on the Statement of Revenues, Expenditures, and Changes in Fund Balances - Governmental Funds	<u>\$ 21,499,120</u>

Richland Parish School Board

SUPPLEMENTAL INFORMATION

Richland Parish School Board

**COMBINING
NONMAJOR GOVERNMENTAL FUNDS -
BY FUND TYPE**

RICHLAND PARISH SCHOOL BOARD
NONMAJOR GOVERNMENTAL FUNDS
Combining Balance Sheet - By Fund Type
June 30, 2005

Exhibit 2

	SPECIAL REVENUE	DEBT SERVICE	CAPITAL PROJECTS	TOTAL
ASSETS				
Cash and cash equivalents	\$ 591,871	\$ 1,374,422	\$ 20,604	\$ 1,986,897
Investments	0	63,766	0	63,766
Receivables	1,065,754	0	0	1,065,754
Interfund receivables	0	0	0	0
Inventory	31,859	0	0	31,859
TOTAL ASSETS	1,689,484	1,438,188	20,604	3,148,276
LIABILITIES AND FUND BALANCES				
Liabilities:				
Accounts, salaries and other payables	451,681	0	0	451,681
Interfund payables	722,602	0	20,604	743,206
Deferred revenue	16,333	26,034	0	42,367
Total Liabilities	1,190,616	26,034	20,604	1,237,254
Fund Balances:				
Reserved for debt service	0	1,412,154	0	1,412,154
Reserved for inventory	15,526	0	0	15,526
Unreserved, reported in				
Special Revenue	483,342	0	0	483,342
Capital Projects	0	0	0	0
Total Fund Balances	498,868	1,412,154	0	1,911,022
TOTAL LIABILITIES AND FUND BALANCES	\$ 1,689,484	\$ 1,438,188	\$ 20,604	\$ 3,148,276

Richland Parish School Board



RICHLAND PARISH SCHOOL BOARD
NONMAJOR GOVERNMENTAL FUNDS
Combining Statement of Revenues, Expenditures,
and Changes in Fund Balances - By Fund Type
For the Year Ended June 30, 2005

Exhibit 3

	SPECIAL REVENUE	DEBT SERVICE	CAPITAL PROJECTS	TOTAL
REVENUES				
Local sources:				
Taxes:				
Ad valorem	\$ 0	\$ 852,408	\$ 0	\$ 852,408
Interest earnings	14,651	22,175	295	37,121
Food services	175,747	0	0	175,747
Other	22,091	0	0	22,091
State sources:				
Equalization	294,831	0	0	294,831
Other	571,138	0	0	571,138
Federal sources	4,854,804	0	0	4,854,804
Total Revenues	5,933,262	874,583	295	6,808,140
EXPENDITURES				
Current:				
Instruction:				
Regular programs	627,261	0	0	627,261
Special programs	367,816	0	0	367,816
Other instructional programs	1,549,593	0	0	1,549,593
Support services:				
Student services	247,261	0	0	247,261
Instructional staff support	1,044,560	0	0	1,044,560
General administration	194,574	0	0	194,574
School administration	12,055	0	0	12,055
Business services	37,436	0	122	37,558
Plant services	22,929	0	0	22,929
Student transportation services	4,056	0	0	4,056
Food services	1,896,450	0	0	1,896,450
Community services	3,195	0	0	3,195
Capital outlay	0	0	120,179	120,179
Debt service:				
Principal retirement	0	615,000	0	615,000
Interest and bank charges	0	525,427	0	525,427
Total Expenditures	6,007,186	1,140,427	120,301	7,267,914
EXCESS (Deficiency) OF REVENUES OVER EXPENDITURES	\$ (73,924)	\$ (265,844)	\$ (120,006)	\$ (459,774)

(CONTINUED)

RICHLAND PARISH SCHOOL BOARD

**NONMAJOR GOVERNMENTAL FUNDS
Combining Statement of Revenues, Expenditures,
and Changes in Fund Balances- By Fund Type
For the Year Ended June 30, 2005**

Exhibit 3

	<u>SPECIAL</u> <u>REVENUE</u>	<u>DEBT</u> <u>SERVICE</u>	<u>CAPITAL</u> <u>PROJECTS</u>	<u>TOTAL</u>
OTHER FINANCING SOURCES (USES)				
Transfers in	\$ 107,905	\$ 0	\$ 0	\$ 107,905
Transfers out	<u>0</u>	<u>0</u>	<u>0</u>	<u>0</u>
 Total Other Financing Sources (Uses)	<u>107,905</u>	<u>0</u>	<u>0</u>	<u>107,905</u>
 Net Change in Fund Balances	33,981	(265,844)	(120,006)	(351,869)
 FUND BALANCES - BEGINNING	<u>464,887</u>	<u>1,677,998</u>	<u>120,006</u>	<u>2,262,891</u>
 FUND BALANCES - ENDING	<u>\$ 498,868</u>	<u>\$ 1,412,154</u>	<u>\$ 0</u>	<u>\$ 1,911,022</u>

(CONCLUDED)

Richland Parish School Board

Non-major Special Revenue Funds

TITLE I To improve the educational opportunities of educationally deprived children by helping them succeed in the regular school program, attain grade level proficiency and improve achievement in basic and more advanced skills. Primarily for provision of compensatory instructional activities to educationally deprived children that reside in low-income areas and have been selected on the basis of a needs assessment. Services supplement, not supplant, those normally provided by state and local educational agencies.

TITLE V To assist state and local educational agencies in the reform of elementary and secondary education.

TITLE II To improve the skills of teachers and the quality of instruction in mathematics and science, also to increase the accessibility of such instruction to all students.

SPECIAL EDUCATION

STATE GRANTS To provide grants to states to assist them in providing a free appropriate public education to all children with disabilities.

PRESCHOOL GRANTS To provide grants to states to assist them in providing a free appropriate public education to preschool disabled children aged three through five years.

ADULT EDUCATION Adult Education improves educational opportunities for adults and encourages the establishment of programs that will enable all adults to acquire basic educational skills necessary to function in a literate society, enable adults who so desire to complete secondary school, and enable adults to benefit from job training and retraining programs and obtain productive employment to more fully enjoy the benefits and responsibilities of citizenship.

DRUG FREE SCHOOLS To establish state and local programs of alcohol and drug abuse education and prevention coordinated with related community efforts and resources.

VOCATIONAL GRANTS The purpose of these grants are to make the United States more competitive in the world economy by developing more fully the academic and occupational skills of all segments of the population, principally through concentrating resources on improving educational programs leading to academic and occupational skills needed to work in a technologically advanced society.

TECHNOLOGY GRANTS The purpose of these funds is to integrate educational technology into classrooms to improve teaching and student achievement.

STATE AND FEDERAL These funds are made up of various state and federal grants.

HIPPY & REAP To provide grants to nonprofit organizations and nonprofit organizations in consortia with local education agencies (LEAs) to assist them in establishing parental information and resource centers. These centers strive to: (1) assist parents in helping their children to meet State and local standards; (2) obtain information about the range of programs, services, and resources available nationally and locally for parents and school personnel who work with parents; (3) help parents use the technology applied in their children's education; (4) plan, implement, and fund activities for parents that coordinate the education of their children with other programs that serve their children and families; and (5) coordinate and integrate early childhood programs with school-age programs.

SCHOOL FOOD SERVICE To assist through cash grants and food donations in providing a nutritious breakfast and lunch service for school students and to encourage the domestic consumption of nutritious agricultural commodities.

RICHLAND PARISH SCHOOL BOARD
NONMAJOR SPECIAL REVENUE FUNDS
Combining Balance Sheet
June 30, 2005

	TITLE I	TITLE V	TITLE II	SPECIAL EDUCATION
ASSETS				
Cash and cash equivalents	\$ 28,884	\$ 0	\$ 0	\$ 0
Investments	0	0	0	0
Receivables	128,572	8,744	190,908	175,874
Interfund receivables	0	0	0	0
Inventory	0	0	0	0
TOTAL ASSETS	157,456	8,744	190,908	175,874
LIABILITIES AND FUND EQUITY				
Liabilities:				
Accounts, salaries and other payables	105,543	0	67,866	33,688
Interfund payable	51,913	8,744	123,042	142,185
Deferred revenues	0	0	0	0
Total Liabilities	157,456	8,744	190,908	175,873
Fund Equity				
Fund Balances:				
Reserved for inventory	0	0	0	0
Unreserved and undesignated	0	0	0	1
Total Equity	0	0	0	1
TOTAL LIABILITIES AND FUND EQUITY	\$ 157,456	\$ 8,744	\$ 190,908	\$ 175,874

Exhibit 4

ADULT EDUCATION	DRUG FREE SCHOOLS	VOCATIONAL GRANTS	TECHNOLOGY GRANTS	STATE AND FEDERAL	LINCS
\$ 0	\$ 0	895	\$ 0	0	0
0	0	0	0	0	0
12,735	39,017	78,401	62,077	256,294	13,203
0	0	0	0	0	0
0	0	0	0	0	0
<u>12,735</u>	<u>39,017</u>	<u>79,296</u>	<u>62,077</u>	<u>256,294</u>	<u>13,203</u>
5,779	6,281	0	16,543	103,756	546
6,956	32,736	79,296	45,534	133,567	12,657
0	0	0	0	0	0
<u>12,735</u>	<u>39,017</u>	<u>79,296</u>	<u>62,077</u>	<u>237,323</u>	<u>13,203</u>
0	0	0	0	0	0
0	0	0	0	18,971	0
0	0	0	0	18,971	0
<u>\$ 12,735</u>	<u>\$ 39,017</u>	<u>\$ 79,296</u>	<u>\$ 62,077</u>	<u>\$ 256,294</u>	<u>13,203</u>

(CONTINUED)


RICHLAND PARISH SCHOOL BOARD
NONMAJOR SPECIAL REVENUE FUNDS
Combining Balance Sheet
June 30, 2005

Exhibit 4

	<u>HIPPY</u>	<u>REAP</u>	<u>SCHOOL FOOD SERVICE</u>	<u>TOTAL</u>
ASSETS				
Cash and cash equivalents	\$ 0	\$ 0	\$ 562,092	\$ 591,871
Investments	0	0	0	0
Receivables	16,866	83,046	17	1,065,754
Interfund receivables	0	0	0	0
Inventory	0	0	31,859	31,859
TOTAL ASSETS	<u>16,866</u>	<u>83,046</u>	<u>593,968</u>	<u>1,689,484</u>
LIABILITIES AND FUND EQUITY				
Liabilities:				
Accounts, salaries and other payables	6,875	13,313	91,491	451,681
Interfund payable	9,991	69,733	6,248	722,602
Deferred revenues	0	0	16,333	16,333
Total Liabilities	<u>16,866</u>	<u>83,046</u>	<u>114,072</u>	<u>1,190,616</u>
Fund Equity				
Fund Balances:				
Reserved for inventory	0	0	15,526	15,526
Unreserved and undesignated	0	0	464,370	483,342
Total Equity	<u>0</u>	<u>0</u>	<u>479,896</u>	<u>498,868</u>
TOTAL LIABILITIES AND FUND EQUITY	<u>\$ 16,866</u>	<u>\$ 83,046</u>	<u>\$ 593,968</u>	<u>\$ 1,689,484</u>

(CONCLUDED)

Richland Parish School Board



RICHLAND PARISH SCHOOL BOARD

**NONMAJOR SPECIAL REVENUE FUNDS
Combining Statement of Revenues, Expenditures,
and Changes in Fund Balances
For the Year Ended June 30, 2005**

	<u>TITLE I</u>	<u>TITLE V</u>	<u>TITLE II</u>	<u>SPECIAL EDUCATION</u>
REVENUES				
Local sources:				
Interest earnings	\$ 0	\$ 0	\$ 0	0
Food services	0	0	0	0
Other	0	0	0	0
State sources:				
Unrestricted	0	0	0	0
Restricted	0	0	0	0
Federal sources	<u>1,541,472</u>	<u>20,974</u>	<u>475,667</u>	<u>675,417</u>
 Total Revenues	 <u>1,541,472</u>	 <u>20,974</u>	 <u>475,667</u>	 <u>675,417</u>
 EXPENDITURES				
Current:				
Instruction:				
Regular Programs	0	0	347,133	0
Special Programs	0	0	0	367,816
Other Instructional Programs	856,635	14,988	0	0
Support services:				
Student services	106,109	0	0	61,664
Instructional staff support	416,535	5,220	97,455	202,610
General administration	96,191	766	31,079	42,786
School administration	12,055	0	0	0
Business services	35,098	0	0	0
Plant services	18,849	0	0	0
Student transportation services	0	0	0	540
Food services	0	0	0	0
Community services	0	0	0	0
Capital outlay	<u>0</u>	<u>0</u>	<u>0</u>	<u>0</u>
 Total Expenditures	 <u>1,541,472</u>	 <u>20,974</u>	 <u>475,667</u>	 <u>675,416</u>
 EXCESS (Deficiency) OF REVENUES OVER EXPENDITURES	 <u>\$ 0</u>	 <u>\$ 0</u>	 <u>\$ 0</u>	 <u>1</u>

Exhibit 5

	ADULT EDUCATION	DRUG FREE SCHOOLS	VOCATIONAL GRANTS	TECHNOLOGY GRANTS	STATE AND FEDERAL	LINCS
\$	0	0	0	0	0	0
	0	0	0	0	0	0
	0	0	0	0	15,674	0
	0	0	0	0	0	0
	0	0	0	0	391,915	100,091
	<u>75,636</u>	<u>53,653</u>	<u>78,401</u>	<u>369,539</u>	<u>156,115</u>	<u>0</u>
	<u>75,636</u>	<u>53,653</u>	<u>78,401</u>	<u>369,539</u>	<u>563,704</u>	<u>100,091</u>
	0	0	0	103,011	9,853	85,334
	0	0	0	0	0	0
	<u>75,636</u>	<u>27,380</u>	<u>78,401</u>	<u>0</u>	<u>472,306</u>	<u>0</u>
	0	24,631	0	0	0	0
	0	76	0	249,747	58,160	14,757
	0	1,168	0	16,781	0	0
	0	0	0	0	0	0
	0	398	0	0	1,940	0
	0	0	0	0	4,080	0
	0	0	0	0	3,488	0
	0	0	0	0	0	0
	0	0	0	0	3,195	0
	<u>0</u>	<u>0</u>	<u>0</u>	<u>0</u>	<u>0</u>	<u>0</u>
	<u>75,636</u>	<u>53,653</u>	<u>78,401</u>	<u>369,539</u>	<u>553,022</u>	<u>100,091</u>
\$	0	0	0	0	10,682	0

(CONTINUED)

RICHLAND PARISH SCHOOL BOARD
NONMAJOR SPECIAL REVENUE FUNDS
Combining Statement of Revenues, Expenditures,
and Changes in Fund Balances
For the Year Ended June 30, 2005

	<u>TITLE I</u>	<u>TITLE V</u>	<u>TITLE II</u>	<u>SPECIAL EDUCATION</u>
OTHER FINANCING SOURCES (USES)				
Operating transfers in	\$ 0	\$ 0	\$ 0	0
Sale of fixed assets	0	0	0	0
TOTAL OTHER FINANCING SOURCES (USES)	<u>0</u>	<u>0</u>	<u>0</u>	<u>0</u>
EXCESS (Deficiency) OF REVENUES AND OTHER SOURCES OVER EXPENDITURES AND OTHER USES	0	0	0	1
FUND BALANCES - BEGINNING	<u>0</u>	<u>0</u>	<u>0</u>	<u>0</u>
FUND BALANCES - ENDING	<u>\$ 0</u>	<u>\$ 0</u>	<u>\$ 0</u>	<u>1</u>

Exhibit 5

ADULT EDUCATION	DRUG FREE SCHOOLS	VOCATIONAL GRANTS	TECHNOLOGY GRANTS	STATE AND FEDERAL	LINCS
\$ 0	\$ 0	\$ 0	\$ 0	\$ 0	0
0	0	0	0	0	0
0	0	0	0	0	0
0	0	0	0	10,682	0
0	0	0	0	8,289	0
\$ 0	\$ 0	\$ 0	\$ 0	18,971	\$ 0

(CONTINUED)

RICHLAND PARISH SCHOOL BOARD
NONMAJOR SPECIAL REVENUE FUNDS
Combining Statement of Revenues, Expenditures,
and Changes in Fund Balances
For the Year Ended June 30, 2005

Exhibit 5

	HIPPY	REAP	SCHOOL FOOD SERVICE	TOTAL
REVENUES				
Local sources:				
Interest earnings	\$ 0	\$ 0	\$ 14,851	\$ 14,651
Food services	0	0	175,747	175,747
Other	0	0	6,417	22,091
State sources:				
Unrestricted	0	0	294,831	294,831
Restricted	79,132	0	0	571,138
Federal sources	0	87,733	1,320,197	4,854,804
Total Revenues	79,132	87,733	1,811,843	5,933,262
EXPENDITURES				
Current:				
Instruction:				
Regular Programs	0	81,930	0	627,261
Special Programs	0	0	0	367,816
Other Instructional Programs	24,247	0	0	1,549,593
Support services:				
Student services	54,857	0	0	247,261
Instructional staff support	0	0	0	1,044,560
General administration	0	5,803	0	194,574
School administration	0	0	0	12,055
Business services	0	0	0	37,436
Plant services	0	0	0	22,929
Student transportation services	28	0	0	4,056
Food services	0	0	1,896,450	1,896,450
Community services	0	0	0	3,195
Capital outlay	0	0	0	0
Total Expenditures	79,132	87,733	1,896,450	6,007,186
EXCESS (Deficiency) OF REVENUES OVER EXPENDITURES	\$ 0	\$ 0	(\$ 84,607)	\$ (73,924)

(CONTINUED)

RICHLAND PARISH SCHOOL BOARD
NONMAJOR SPECIAL REVENUE FUNDS
Combining Statement of Revenues, Expenditures,
and Changes in Fund Balances
For the Year Ended June 30, 2005

Exhibit 5

	<u>HIPPY</u>	<u>REAP</u>	<u>SCHOOL FOOD SERVICE</u>	<u>TOTAL</u>
OTHER FINANCING SOURCES (USES)				
Operating transfers in	\$ 0	\$ 0	\$ 107,905	\$ 107,905
Sale of fixed assets	<u>0</u>	<u>0</u>	<u>0</u>	<u>0</u>
TOTAL OTHER FINANCING SOURCES (USES)	<u>0</u>	<u>0</u>	<u>107,905</u>	<u>107,905</u>
EXCESS (Deficiency) OF REVENUES AND OTHER SOURCES OVER EXPENDITURES AND OTHER USES				
	0	0	23,298	33,981
FUND BALANCES - BEGINNING	<u>0</u>	<u>0</u>	<u>456,598</u>	<u>464,887</u>
FUND BALANCES - ENDING	<u>\$ 0</u>	<u>\$ 0</u>	<u>\$ 479,896</u>	<u>\$ 498,868</u>

(CONCLUDED)

Richland Parish School Board

Nonmajor Debt Service Funds

School District No. 2

School District No. 3

School District No. 4

The debt service funds are used to accumulate monies to pay outstanding bond issues. The bonds were issued by the respective school districts to acquire lands for building sites and to purchase, erect, and improve school buildings, equipment, and furnishings. The bond issues are financed by an ad valorem tax on property within the territorial boundaries of the respective ward.

RICHLAND PARISH SCHOOL BOARD

NONMAJOR DEBT SERVICE FUNDS

Combining Balance Sheet

June 30, 2005

Exhibit 6

	<u>SCHOOL</u> <u>DISTRICT #2</u>	<u>SCHOOL</u> <u>DISTRICT #3</u>	<u>SCHOOL</u> <u>DISTRICT #4</u>	<u>TOTAL</u>
ASSETS				
Cash and cash equivalents	\$ 60,944	\$ 746,024	\$ 567,454	\$ 1,374,422
Investments	9,175	36,775	17,816	63,766
TOTAL ASSETS	<u>70,119</u>	<u>782,799</u>	<u>585,270</u>	<u>1,438,188</u>
LIABILITIES AND FUND BALANCES				
Deferred revenue	5,301	18,473	2,260	26,034
Total Liabilities	<u>5,301</u>	<u>18,473</u>	<u>2,260</u>	<u>26,034</u>
Fund Balances:				
Reserved for debt service	64,818	764,326	583,010	1,412,154
Total Fund Balances	<u>64,818</u>	<u>764,326</u>	<u>583,010</u>	<u>1,412,154</u>
TOTAL LIABILITIES AND FUND BALANCES	<u>\$ 70,119</u>	<u>\$ 782,799</u>	<u>\$ 585,270</u>	<u>\$ 1,438,188</u>

RICHLAND PARISH SCHOOL BOARD
NONMAJOR DEBT SERVICE FUNDS
Combining Statement of Revenues, Expenditures,
and Changes in Fund Balances
For the Year Ended June 30, 2005

Exhibit 7

	SCHOOL DISTRICT #2	SCHOOL DISTRICT #3	SCHOOL DISTRICT #4	TOTAL
REVENUES				
Local sources:				
Taxes:				
Ad valorem	\$ 68,182	\$ 503,562	\$ 280,664	\$ 852,408
Interest earnings	473	12,801	8,901	22,175
Total Revenues	68,655	516,363	289,565	874,583
EXPENDITURES				
Current:				
Support services:				
General administration	0	0	0	0
Debt service:				
Principal retirement	75,000	295,000	245,000	615,000
Interest and bank charges	30,528	403,052	91,847	525,427
Total Expenditures	105,528	698,052	336,847	1,140,427
EXCESS (Deficiency) OF REVENUES OVER EXPENDITURES	(36,873)	(181,689)	(47,282)	(265,844)
FUND BALANCES - BEGINNING	101,691	946,015	630,292	1,677,998
FUND BALANCES - ENDING	\$ 64,818	\$ 764,326	\$ 583,010	\$ 1,412,154

Richland Parish School Board

Agency Fund

SCHOOL ACTIVITIES AGENCY FUND The activities of the various individual school accounts are accounted for in the school activities agency fund. While the accounts are under the supervision of the School Board, they belong to the individual schools or their student bodies and are not available for use by the School Board.

RICHLAND PARISH SCHOOL BOARD

Exhibit 8

**SCHOOL ACTIVITIES AGENCY FUND
Schedule of Changes in Deposits Due Others
For the Year Ended June 30, 2005**

<u>School</u>	<u>Balance, Beginning</u>	<u>Additions</u>	<u>Deductions</u>	<u>Balance, Ending</u>
Delhi Elementary	\$ 30,276	\$ 76,525	\$ 76,280	\$ 30,521
Delhi Junior High	15,802	87,808	83,144	20,466
Delhi High	12,599	101,004	112,941	.662
Holly Ridge	33,707	80,707	78,753	35,661
Mangham Elementary	30,334	106,957	105,503	31,788
Mangham Junior High	64,222	85,719	93,750	56,191
Mangham High	42,729	153,298	178,467	17,560
Rayville Elementary	155,866	111,313	124,877	142,302
Rayville Junior High	9,864	85,429	87,274	8,019
Rayville High	50,323	329,779	339,180	40,922
Start Elementary	<u>98,531</u>	<u>136,784</u>	<u>139,674</u>	<u>95,641</u>
Total	<u>\$ 544,253</u>	<u>\$ 1,355,323</u>	<u>\$ 1,419,843</u>	<u>\$ 479,733</u>

RICHLAND PARISH SCHOOL BOARD


GENERAL

Exhibit 9

**SCHEDULE OF COMPENSATION PAID BOARD MEMBERS
For the Year Ended June 30, 2005**

The schedule of compensation paid to the School Board members is presented in compliance with House Concurrent Resolution No. 54 of the 1979 Session of the Louisiana Legislature. Compensation of the School Board members is included in the general administrative expenditures of the general fund. In accordance with Louisiana Revised Statute 17:56, the School Board members have elected the monthly payment method of compensation. Under this method, each member of the School Board receives \$600 per month, and the president receives \$650 per month for performing the duties of this office.

Mr. Leonard Guine, President	\$	7,800
Mr. David. Barton, Vice President		7,200
Mr. Robert Adams		7,800
Mr. Kevin Eppinette		7,200
Ms. Sharon Jones		7,200
Ms. Patricia Jordan		7,200
Mr. Claude Minor, Sr.		7,200
Mr. Larry Sanches		7,200
Mr. Danny Whitstine		<u>7,200</u>
Total	\$	<u>66,000</u>



ALLEN, GREEN & WILLIAMSON, LLP

CERTIFIED PUBLIC ACCOUNTANTS

P. O. Box 6075

Monroe, LA 71211-6075

2414 Ferrand Street
Monroe, LA 71201

Phone: (318) 388-4422
Fax: (318) 388-4864

Toll-free: (888) 741-0205
www.allengreencpa.com

Tim Green, CPA

Margie Williamson, CPA

Diane Ferschoff, CPA

Ernest L. Allen, CPA
(Retired)
1963 - 2000

Report on Internal Control Over Financial Reporting and on Compliance and Other Matters Based on an Audit of Financial Statements Performed in Accordance With Government Auditing Standards

Board Members
Richland Parish School Board
Rayville, Louisiana

We have audited the financial statements of the governmental activities, each major fund, and the aggregate remaining fund information of the Richland Parish School Board as of and for the year ended June 30, 2005, which collectively comprise the School Board's basic financial statements and have issued our report thereon dated December 30, 2005. We conducted our audit in accordance with auditing standards generally accepted in the United States of America and the standards applicable to financial audits contained in Government Auditing Standards, issued by the Comptroller General of the United States.

Internal Control Over Financial Reporting

In planning and performing our audit, we considered the School Board's internal control over financial reporting in order to determine our auditing procedures for the purpose of expressing our opinion on the financial statements and not to provide an opinion on the internal control over financial reporting. Our consideration of the internal control over financial reporting would not necessarily disclose all matters in the internal control that might be material weaknesses. A material weakness is a reportable condition in which the design or operation of one or more of the internal control components does not reduce to a relatively low level the risk that misstatements caused by error or fraud in amounts that would be material in relation to the financial statements being audited may occur and not be detected within a timely period by employees in the normal course of performing their assigned functions. We noted no matters involving the internal control over financial reporting and its operation that we consider to be material weaknesses.

Compliance and Other Matters

As part of obtaining reasonable assurance about whether the School Board's financial statements are free of material misstatement, we performed tests of its compliance with certain provisions of laws, regulations, contracts, and grant agreements, noncompliance with which could have a direct and material effect on the determination of financial statement amounts. However, providing an opinion on compliance with those provisions was not an objective of our audit and, accordingly, we do not express such an opinion. The results of our tests disclosed no instances of noncompliance or other matters that are required to be reported under Government Auditing Standards.

We noted certain matters that we reported to management of the School Board in a separate letter dated December 30, 2005.

This report is intended solely for the information and use of the Board, management, federal awarding agencies, and pass-through entities and is not intended to be and should not be used by anyone other than these specified parties. Although the intended use of these reports may be limited, under Louisiana Revised Statute 24:513 this report is distributed by the Office of the Louisiana Legislative Auditor as a public document.

Allen, Green & Williamson, LLP

ALLEN, GREEN & WILLIAMSON, LLP

Monroe, Louisiana
December 30, 2005



ALLEN, GREEN & WILLIAMSON, LLP

CERTIFIED PUBLIC ACCOUNTANTS

P. O. Box 6075
Monroe, LA 71211-6075

2414 Ferrand Street
Monroe, LA 71201

Phone: (318) 388-4422
Fax: (318) 388-4684

Toll-free: (888) 741-0205
www.allengreencpa.com

Tim Green, CPA

Margie Williamson, CPA

Diane Ferschoff, CPA

Ernest L. Allen, CPA
(Retired)
1963 - 2000

Report on Compliance With Requirements Applicable to Each Major Program and on Internal Control Over Compliance in Accordance With OMB Circular A-133

Board Members

Richland Parish School Board
Rayville, Louisiana

Compliance

We have audited the compliance of Richland Parish School Board with the types of compliance requirements described in the U. S. Office of Management and Budget (OMB) Circular A-133 Compliance Supplement that are applicable to each of its major federal programs for the year ended June 30, 2005. The School Board's major federal programs are identified in the summary of auditors' results section of the accompanying schedule of findings and questioned costs. Compliance with the requirements of laws, regulations, contracts and grants applicable to each of its major federal programs is the responsibility of the School Board's management. Our responsibility is to express an opinion on the School Board's compliance based on our audit.

We conducted our audit of compliance in accordance with auditing standards generally accepted in the United States of America; the standards applicable to financial audits contained in Government Auditing Standards, issued by the Comptroller General of the United States; and OMB Circular A-133, Audits of States, Local Governments, and Non-Profit Organizations. Those standards and OMB Circular A-133 require that we plan and perform the audit to obtain reasonable assurance about whether noncompliance with the types of compliance requirements referred to above that could have a direct and material effect on a major federal program occurred. An audit includes examining, on a test basis, evidence about the School Board's compliance with those requirements and performing such other procedures as we considered necessary in the circumstances. We believe that our audit provides a reasonable basis for our opinion. Our audit does not provide a legal determination on the School Board's compliance with those requirements.

In our opinion, the School Board complied, in all material respects, with the requirements referred to above that are applicable to each of its major federal programs for the year ended June 30, 2005.

Internal Control Over Compliance

The management of the School Board is responsible for establishing and maintaining effective internal control over compliance with requirements of laws, regulations, contracts, and grants applicable to federal programs. In planning and performing our audit, we considered the School Board's internal control over compliance with requirements that could have a direct and material effect on a major federal program in order to determine our auditing procedures for the purpose of expressing our opinion on compliance and to test and report on the internal control over compliance in accordance with OMB Circular A-133.

Our consideration of the internal control over compliance would not necessarily disclose all matters in the internal control that might be material weaknesses. A material weakness is a reportable condition in which the design or operation of one or more of the internal control components does not reduce to a relatively low level the risk that noncompliance with applicable requirements of laws, regulations, contracts, and grants caused by error or fraud that would be material in relation to a major federal program being audited may occur, and not be detected within a timely period by employees in the normal course of performing their assigned functions. We noted no matters involving the internal control over compliance and its operation that we consider to be material weaknesses.

This report is intended solely for the information and use of the Board, management, federal awarding agencies, and pass-through entities and is not intended to be and should not be used by anyone other than these specified parties. Although the intended use of these reports may be limited, under Louisiana Revised Statute 24:513 this report is distributed by the Office of the Louisiana Legislative Auditor as a public document.

Allen, Green & Williamson, LLP

ALLEN, GREEN & WILLIAMSON, LLP

Monroe, Louisiana
December 30, 2005

**Richland Parish School Board
Schedule of Expenditures of Federal Awards
For the Year Ended June 30, 2005**

FEDERAL GRANTOR/ PASS-THROUGH GRANTOR/PROGRAM NAME	CFDA Number	Pass-Through Grantor No.	Expenditures
CASH FEDERAL AWARDS			
United States Department of Agriculture			
Passed Through Louisiana Department of Education:			
School Breakfast Program	10.553	N/A	\$ 345,480
National School Lunch Program	10.555	N/A	859,194
Total United States Department of Agriculture			<u>1,204,674</u>
United States Department of Education			
Direct Programs			
Passed Through Louisiana Department of Education:			
Title VIII – Impact Aid	84.041	5041Z-2004-5958	736
Adult Education - State Grant Program	84.002	04-AE-42GB	75,636
Title I - Grants to Local Educational Agencies	84.010	04-IASA-42-I	1,541,472
Special Education:			
Grants to States (IDEA Part B)	84.027	04-FT-42	638,278
Preschool Grants (IDEA Preschool)	84.173	04-PF-42	37,138
Vocational Education:			
Basic Grants to States	84.048	SB42/01-04	78,402
Title II - Improving Teacher Quality State Grants	84.367	03-50-42	475,667
Title IV - Drug Free Schools and Communities State Grant	84.186	04-IASA-42-IV	53,653
Technology Literacy Challenge	84.318	04-LCF-42-F	369,539
Title V	84.031		20,974
Rural Education Achievement Program (REAP)	84.358B		87,733
Total United States Department of Education			<u>3,379,228</u>
United States Department of Health and Human Services			
Passed Through the Louisiana Department of Education:			
Temporary Assistance to Needy Families	93.558	N/A	100,652
Child Care and Development Block Grant (Starting Points Preschool)	93.575	280138-42	55,463
Total United States Department of Health and Human Services			<u>156,115</u>
United States Department of Defense			
Direct Programs:			
Department of the Army			
ROTC	12.609	LA21126	55,454
TOTAL CASH FEDERAL AWARDS			<u>4,795,470</u>
NONCASH FEDERAL AWARDS			
United States Department of Agriculture			
Passed Through Louisiana Department of Agriculture and Forestry:			
Food Distribution (Commodities)	10.550	N/A	115,523
TOTAL FEDERAL AWARDS			<u>\$4,910,994</u>

Richland Parish School Board
Notes to the Schedule of Expenditures of Federal Awards
For the Year Ended June 30, 2004

NOTE 1 - GENERAL The accompanying Schedule of Expenditures of Federal Awards presents the activity of all federal awards programs of the Richland Parish School Board, Rayville, Louisiana. The Richland Parish School Board (the School Board) reporting entity is defined in Note 1 to the School Board's basic financial statements. Federal awards received directly from federal agencies, as well as federal awards passed through other government agencies are included on the schedule.

NOTE 2 - BASIS OF ACCOUNTING The accompanying Schedule of Expenditures of Federal Awards is presented using the modified accrual basis of accounting, which is described in Note 1 to the School Board's basic financial statements.

NOTE 3 - RELATIONSHIP TO FINANCIAL STATEMENTS Federal awards revenues are reported in the School Board's basic financial statements as follows:

	<u>Federal Sources</u>
General	\$ 56,190
Special Revenue:	
Title I	1,541,472
Title V	20,974
Title II	475,667
Special Education	675,417
Adult Education	75,636
Drug Free Schools	53,653
Vocational Grants	78,401
Technology Grants	369,539
Rural Education Achievement Program (REAP)	87,733
School Food Service	1,320,197
State and Federal Funds	<u>156,115</u>
Total	<u>\$4,910,994</u>

NOTE 4 - RELATIONSHIP TO FEDERAL FINANCIAL REPORTS Amounts reported in the accompanying schedule agree with the amounts reported in the related federal financial reports except for changes made to reflect amounts in accordance with accounting principles generally accepted in the United States of America.

NOTE 5 - NONCASH PROGRAMS The commodities received, which are noncash revenues, are valued using prices provided by the United States Department of Agriculture.

Richland Parish School Board
Corrective Action Plan for Current-Year Findings and Questioned Costs
June 30, 2005

PART I - Summary of the auditors' results

Financial statement audit

- i. The type of audit report issued was unqualified.
- ii. There were no reportable conditions required to be disclosed by Government Auditing Standards issued by the Comptroller General of the United States of America.
- iii. There were no instances of noncompliance considered material, as defined by the Government Auditing Standards, to the financial statements.


Audit of Federal Awards

- iv. There were no reportable conditions required to be disclosed by OMB Circular A-133.
- v. The type of report the auditor issued on compliance of major federal awards was unqualified.
- vi. The audit disclosed no audit findings which the auditor is required to report under OMB Circular A-133, Section .510(a).
- vii. The major federal awards are:
 - CFDA # 84.010 Title I Program
 - CFDA # 84.318 Education Technology State Grants (Ed Tech)
- Special Education Cluster:
 - CFDA # 84.027 Grants to States (IDEA, Part B) Program
 - CFDA # 84.173 Preschool Grants (IDEA Preschool) Program
- viii. The dollar threshold used to distinguish between Type A and Type B programs as defined in OMB Circular A-133, Section .520(b) was \$300,000.
- ix. The auditee does qualify as a low-risk auditee under OMB Circular A-133, Section .530.

Richland Parish School Board

Other Information

The information in the following section concerns management's actions or intentions concerning prior- and current-year audit findings and is required by U. S. Office of Management and Budget (OMB Circular A-133). This information has been prepared by the management of the Richland Parish School Board. Management accepts full responsibility, as required by OMB Circular A-133, for the accuracy of the information. This information has not been audited by the auditors except as required by OMB Circular A-133 Section 500(e), and accordingly, no opinion is expressed. Section 500(e) requires the auditor to follow up on prior audit findings, perform procedures to assess the reasonableness of the summary schedule of prior audit findings prepared by the auditee, and report, as a current-year audit finding when the auditor concludes that the summary schedule of prior audit findings materially misrepresents the status of any prior audit finding.



ALLEN, GREEN & WILLIAMSON, LLP

CERTIFIED PUBLIC ACCOUNTANTS

P. O. Box 6075

Monroe, LA 71211-6075

2414 Ferrand Street
Monroe, LA 71201

Phone: (318) 388-4422

Fax: (318) 388-4884

Toll-free: (888) 741-0205

www.allengreencpa.com

Tim Green, CPA

Margie Williamson, CPA

Diane Ferschoff, CPA

Ernest L. Allen, CPA

(Retired)

1963 - 2000

Management Letter

Board Members

Richland Parish School Board

Rayville, Louisiana

In planning and performing our audit of the financial statements of the governmental activities, each major fund, and the aggregate remaining fund information of the Richland Parish School Board, Rayville, Louisiana for the year ended June 30, 2005, which collectively comprise the School Board's basic financial statements, we considered the School Board's internal control to plan our auditing procedures for the purpose of expressing our opinions on the financial statements and not to provide assurance on the internal control.

However, during our audit, we noted a certain matter involving internal control that is presented for your consideration. This letter does not affect our report dated December 30, 2005, on the financial statements of the School Board. We will review the status of this comment during our next audit engagement. Our comment and recommendation which have been discussed with appropriate members of management are intended to improve the internal control or result in other operating efficiencies. We will be pleased to discuss this comment in further detail at your convenience, to perform any additional study of this matter, or to assist you in implementing the recommendation. Management's response has also been included. We have performed no audit work to verify the content of the response.

05-M1 :

Student Activity Funds

Comment: We reviewed a report prepared by an independent CPA that reviewed the accounting records for all eleven schools in the parish. The following is a summary of findings included in that report:

Delhi High School

1. A transfer was made from a certificate of deposit in a scholarship account to cover a deficit in the football account. This transfer was not returned back to the scholarship account.
2. The June 2005 bank statement showed that the school paid \$262.00 in overdraft fees.
3. The school allowed several accounts to over spend from their accounts, resulting in a deficit balance for that account.
4. Several deposits were not made on a timely basis.
5. One check was noted that had only one signature.
6. One check did not agree to the invoice which it paid. Also, one check was noted as making a partial payment on an invoice.
7. One check did not have proper supporting documentation.
8. Two checks were noted as making payments which are not allowable from the fund which they were charged.

Mangham Elementary School

1. Three receipts were not deposited on a timely basis.
2. Eight of the fifteen receipts tested were posted to the wrong account.
3. Three checks were noted as making payments which were not allowable from the fund which they were charged.

Recommendation: The School Board should take steps to ensure that all procedures which have been established for receipts and disbursements are being followed by school personnel.

Management Response: The School Board currently has an internal control function in which school accounts are monitored as well as an external auditor who performs agreed upon procedures at each school each year. Management will take steps to ensure schools identified with potential bookkeeping shortfalls will be monitored more closely to ensure School Board policies are understood and being practiced.

Immediately following this letter is a Status of Prior Management Letter Item. This information has not been audited by Allen, Green, & Williamson, LLP, and no opinion is expressed. However, we did follow-up on the prior management letter item and performed procedures to assess the reasonableness of the Status of Prior Management Letter Item prepared by the auditee, and we would report, as current-year management letter item when Allen, Green, & Williamson, LLP, concludes that the Status of Prior Management Letter Item materially misrepresents the status of any prior management letter item.

Our audit procedures are designed primarily to enable us to form an opinion on the financial statements and, therefore, may not reveal all weaknesses in policies and procedures that may exist.

* * * * *

This report is intended solely for the information and use of the Board, management, federal awarding agencies, and pass-through entities and is not intended to be and should not be used by anyone other than these specified parties. Although the intended use of these reports may be limited, under Louisiana Revised Statute 24:513 this report is distributed by the Office of the Louisiana Legislative Auditor as a public document.

Allen, Green + Williamson, LLP
ALLEN, GREEN & WILLIAMSON, LLP

Monroe, Louisiana
December 30, 2005


**Richland Parish School Board
Status of Prior Management Letter Items
June 30, 2005**

04-M1 Student Activity Funds Internal Control Weakness

Condition found: Allen, Green & Williamson performed agreed-upon procedures to determine if receipts of Rayville Junior High were properly recorded, receipted and deposited for the time period July 1, 2002 through January 16, 2004 and that selected disbursements were for approved charges of the school. The following is a summary of findings included in the report:

1. Total receipts which could not be traced to a deposit totaled \$10,599.97.
2. Checks totaling \$5,832.23 were written to the school secretary for which there was no documentation to support the disbursement.
3. Several disbursements to Wal-Mart, Sam's Club, and Kaye's Food Market were for items which could be personal items.

Corrective action taken: The School Board has received restitution from the secretary.



ALLEN, GREEN & WILLIAMSON, LLP

CERTIFIED PUBLIC ACCOUNTANTS

P. O. Box 6075

Monroe, LA 71211-6075

2414 Ferrand Street
Monroe, LA 71201

Phone: (318) 388-4422
Fax: (318) 388-4664

Toll-free: (888) 741-0205
www.allengreencpa.com

Tim Green, CPA

Margie Williamson, CPA

Diane Ferschhoff, CPA

Ernest L. Allen, CPA
(Retired)
1963 - 2000

INDEPENDENT ACCOUNTANTS' REPORT ON APPLYING AGREED-UPON PROCEDURES

Board Members
Richland Parish School Board
Rayville, Louisiana

We have performed the procedures included in the *Louisiana Governmental Audit Guide* and enumerated below, which were agreed to by the management of the Richland Parish School Board, Rayville, Louisiana, and the Legislative Auditor, State of Louisiana, solely to assist users in evaluating management's assertions about the performance and statistical data accompanying the annual financial statements of the School Board and to determine whether the specified schedules are free of obvious errors and omissions as provided by the Board of Elementary and Secondary Education (BESE). This agreed-upon procedures engagement was performed in accordance with standards established by the American Institute of Certified Public Accountants and applicable standards of *Government Auditing Standards*. The sufficiency of these procedures is solely the responsibility of the specified users of the reports. Consequently, we make no representation regarding the sufficiency of the procedures described below either for the purpose for which this report has been requested or for any other purpose.

Our procedures and findings relate to the accompanying schedules of supplemental information and are as follows:

General Fund Instructional and Support Expenditures and Certain Local Revenue Sources (Schedule 1)

1. We selected a random sample of 25 transactions and reviewed supporting documentation to determine if the sampled expenditures/revenues are classified correctly and are reported in the proper amounts for each of the following amounts reported on the schedule:
 - Total General Fund Instructional Expenditures,
 - Total General Fund Equipment Expenditures,
 - Total Local Taxation Revenue,
 - Total Local Earnings on Investment in Real Property,
 - Total State Revenue in Lieu of Taxes,
 - Nonpublic Textbook Revenue, and
 - Nonpublic Transportation Revenue.

Comment: Other instructional activities expense was not reported in the proper amount on the schedule.

Management's Response: The schedule has been revised and the revised schedule is included.

Education Levels of Public School Staff (Schedule 2)

2. We reconciled the total number of full-time classroom teachers per the schedule "Experience of Public Principals and Full-time Classroom Teachers" (Schedule 4) to the combined total number of full-time classroom teachers per this schedule and to school board supporting payroll records as of October 1.

Comment: The total number of full-time classroom teachers did not reconcile to School Board supporting payroll records as of October 1.

Management's response: The schedule has been revised and the revised schedule is included.

3. We reconciled the combined total of principals and assistant principals per the schedule "Experience of Public Principals and Full-time Classroom Teachers" (Schedule 4) to the combined total of principals and assistant principals per this schedule.

Comment: No exceptions were found as a result of applying agreed upon procedures.

4. We obtained a list of full-time teachers, principals, and assistant principals by classification as of October 1 and as reported on the schedule. We traced a random sample of 25 teachers to the individual's personnel file and determine if the individual's education level was properly classified on the schedule.

Comment: No exceptions were found as a result of applying agreed upon procedures.

Number and Type of Public Schools (Schedule 3)

5. We obtained a list of schools by type as reported on the schedule. We compared the list to the schools and grade levels as reported on the Title I Grants to Local Educational Agencies (CFDA 84.010) application and/or the National School Lunch Program (CFDA 10.555)

Comment: No exceptions were found as a result of applying agreed upon procedures.

Experience of Public Principals and Full-time Classroom Teachers (Schedule 4)

6. We obtained a list of full-time teachers, principals, and assistant principals by classification as of October reported on the schedule and traced the same sample used in procedure 4 to the individual's personnel file and determined if the individual's experience was properly classified on the schedule.

Comment: No exceptions were noted as a result of applying agreed upon procedures.

Public Staff Data (Schedule 5)

7. We obtained a list of all classroom teachers including their base salary, extra compensation, and ROTC or rehired retiree status as well as full-time equivalent as reported on the schedule and traced a random sample of 25 teachers to the individual's personnel file and determined if the individual's salary, extra compensation, and full-time equivalents were properly included on the schedule.

Comment: No exceptions were noted as a result of applying agreed upon procedures.

8. We recalculated the average salaries and full-time equivalents reported in the schedule.

Comment: No exceptions were noted as a result of applying agreed upon procedures.

Class Size Characteristics Schedule 6)

9. We obtained a list of classes by school, school type, and class size as reported on the schedule and reconciled school type classifications to Schedule 3 data, as obtained in procedure 5. We then traced a random sample of 10 classes to the October 1 roll books for those classes and determined if the class was properly classified on the schedule.

Comment: No exceptions were found as a result of applying agreed-upon procedures.

Louisiana Educational Assessment Program (LEAP) for the 21st century (Schedule 7)

10. We obtained test scores as provided by the testing authority and reconciled scores as reported by the testing authority to scores reported in the schedule by the School Board.

Comment: No exceptions were found as a result of applying agreed-upon procedures.

The Graduation Exit Exam for the 21st Century(Schedule 8)

11. We obtained test scores as provided by the testing authority and reconciled scores as reported by the testing authority to scores reported in the schedule by the School Board.

Comment: No exceptions were found as a result of applying agreed-upon procedures.

The Iowa Tests(Schedule 9)

12. We obtained test scores as provided by the testing authority and reconciled scores as reported by the testing authority to scores reported in the schedule by the School Board.

Comment: No exceptions were found as a result of applying agreed-upon procedures.

We were not engaged to, and did not, perform an examination, the objective of which would be the expression of an opinion on management's assertions. Accordingly, we do not express such an opinion. Had we performed additional procedures, other matters might have come to our attention that would have been reported to you.

This report is intended solely for the use of management of the Parish School Board, the Louisiana Department of Education, the Louisiana Legislature, and the Legislative Auditor, State of Louisiana, and should not be used by those who have not agreed to the procedures and taken responsibility for the sufficiency of the procedures for their purposes. Under Louisiana Revised Statute 24:513, this report is distributed by the Legislative Auditor as a public document.

Allen, Green & Williamson, LLP
ALLEN, GREEN & WILLIAMSON, LLP

Monroe, Louisiana
December 30, 2005

Schedule 1

RICHLAND PARISH SCHOOL BOARD
Rayville, Louisiana

General Fund Instructional and Support Expenditures
and Certain Local Revenue Sources
For the Year Ended June 30, 2005

General Fund Instructional and Equipment ExpendituresGeneral Fund Instructional Expenditures:

Teacher and Student Interaction Activities:

Classroom Teacher Salaries	\$ 8,374,290	
Other Instructional Staff Activities	906,701	
Employee Benefits	3,542,439	
Purchased Professional and Technical Services	56,030	
Instructional Materials and Supplies	518,688	
Instructional Equipment	142,428	
Total Teacher and Student Interaction Activities		<u>\$ 13,540,574</u>

Other Instructional Activities 123,199

Pupil Support Activities 898,170
 Less: Equipment for Pupil Support Activities -
 Net Pupil Support Activities 898,170

Instructional Staff Services 1,027,667
 Less: Equipment for Instructional Staff Services (834)
 Net Instructional Staff Services 1,027,033

Total General Fund Instructional Expenditures \$ 15,588,976

Total General Fund Equipment Expenditures \$ 207,639

Certain Local Revenue SourcesLocal Taxation Revenue:

Constitutional Ad Valorem Taxes	\$ 470,867
Renewable Ad Valorem Tax	429,932
Debt Service Ad Valorem Tax	852,408
Up to 1% of Collections by the Sheriff on Taxes Other than School Taxes	48,522
Sales and Use Taxes	3,262,035
Total Local Taxation Revenue	<u>\$ 5,063,764</u>

Local Earnings on Investment in Real Property:

Earnings from 16th Section Property	\$ 99,688
Earnings from Other Real Property	-
Total Local Earnings on Investment in Real Property	<u>\$ 99,688</u>

State Revenue in Lieu of Taxes:

Revenue Sharing - Constitutional Tax	\$ 184,947
Revenue Sharing - Other Taxes	-
Revenue Sharing - Excess Portion	-
Other Revenue in Lieu of Taxes	-
Total State Revenue in Lieu of Taxes	<u>\$ 184,947</u>

Nonpublic Textbook Revenue \$ -

Nonpublic Transportation Revenue \$ -

Schedule 2

RICHLAND PARISH SCHOOL BOARD
Rayville, Louisiana

Education Levels of Public School Staff
As of October 1, 2004

Category	Full-time Classroom Teachers				Principals & Assistant Principals			
	Certificated		Uncertificated		Certificated		Uncertificated	
	Number	Percent	Number	Percent	Number	Percent	Number	Percent
Less than a Bachelor's Degree	0	0%	0	0%	0	0%	0	0%
Bachelor's Degree	175	72%	2	67%	0	0%	0	0%
Master's Degree	40	16%	1	33%	3	20%	0	0%
Master's Degree + 30	28	11%	0	0%	11	73%	0	0%
Specialist in Education	0	0%	0	0%	0	0%	0	0%
Ph. D. or Ed. D.	1	0%	0	0%	1	7%	0	0%
Total	244	100%	3	100%	15	100%	0	0%

Schedule 3

**RICHLAND PARISH SCHOOL BOARD
Rayville, Louisiana**

**Number and Type of Public Schools
For the Year Ended June 30, 2005**

Type	Number
Elementary	5
Middle/Jr. High	3
Secondary	4
Combination	0
Total	12

Note: Schools opened or closed during the fiscal year are included in this schedule.

Schedule 4

RICHLAND PARISH SCHOOL BOARD
Rayville, Louisiana

Experience of Public Principals and Full-time Classroom Teachers
As of October 1, 2004

	0-1 Yr.	2-3 Yrs.	4-10 Yrs.	11-14 Yrs.	15-19 Yrs.	20-24 Yrs.	25+ Yrs.	Total
Assistant Principals	0	0	0	0	0	1	1	2
Principals	0	0	2	2	1	1	7	13
Classroom Teachers	25	21	70	28	33	26	44	247
Total	25	21	72	30	34	28	52	262

RICHLAND PARISH SCHOOL BOARD
Rayville, Louisiana

Public School Staff Data
For the Year Ended June 30, 2005

	All Classroom Teachers	Classroom Teachers Excluding ROTC and Rehired Retirees
Average Classroom Teachers' Salary Including Extra Compensation	\$ 35,760	\$ 35,496
Average Classroom Teachers' Salary Excluding Extra Compensation	\$ 35,405	\$ 34,153
Number of Teacher Full-time Equivalent (FTEs) used in Computation of Average Salaries	268.05	261.06

Note: Figures reported include all sources of funding (i.e., federal, state, and local) but exclude employee benefits. Generally, retired teachers rehired to teach receive less compensation than non-retired teachers and ROTC teachers receive more compensation because of a federal supplement. Therefore, these teachers are excluded from the computation in the last column. This schedule excludes day-to-day substitutes and temporary employees.

RICHLAND PARISH SCHOOL BOARD
Rayville, Louisiana

Class Size Characteristics
As of October 1, 2004

School Type	Class Size Range							
	1 - 20		21 - 26		27 - 33		34+	
	Percent	Number	Percent	Number	Percent	Number	Percent	Number
Elementary	75.4%	298	22.5%	89	2.0%	8	0.0%	0
Elementary Activity Classes	72.9%	43	20.3%	12	6.8%	4	0.0%	0
Middle/Jr. High	38.8%	73	58.6%	110	2.7%	5	0.0%	0
Middle/Jr. High Activity Classes	58.1%	25	39.5%	17	2.3%	1	0.0%	0
High	66.0%	200	21.1%	64	12.9%	39	0.0%	0
High Activity Classes	83.1%	49	6.8%	4	10.2%	6	0.0%	0
Combination	0.0%	0	0.0%	0	0.0%	0	0.0%	0
Combination Activity Classes	0.0%	0	0.0%	0	0.0%	0	0.0%	0

Note: The Board of Elementary and Secondary Education has set specific limits on the maximum size of classes at various grade levels. The maximum enrollment in grades K-3 is 26 students and maximum enrollment in grades 4-12 is 33 students. These limits do not apply to activity classes such as physical education, chorus, band, and other classes without maximum enrollment standards. Therefore, these classes are included only as separate line items.

RICHLAND PARISH SCHOOL BOARD
Rayville, Louisiana

Louisiana Educational Assessment Program (LEAP) for the 21st Century
For the Year Ended June 30, 2005

District Achievement Level Results	English Language Arts						Mathematics					
	2005		2004		2003		2005		2004		2003	
Students	Number	Percent	Number	Percent	Number	Percent	Number	Percent	Number	Percent	Number	Percent
Grade 4												
Advanced	8	3%	5	2%	1	0%	8	3%	5	2%	8	3%
Proficient	48	16%	37	13%	24	9%	36	12%	37	13%	28	10%
Basic	118	40%	104	37%	111	41%	143	48%	82	28%	94	35%
Approaching Basic	78	27%	87	31%	74	27%	58	20%	77	27%	58	22%
Unsatisfactory	42	14%	50	18%	61	23%	47	16%	82	29%	82	30%
Total	282	100%	283	100%	271	100%	282	100%	283	100%	271	100%

District Achievement Level Results	Science						Social Studies					
	2005		2004		2003		2005		2004		2003	
Students	Number	Percent	Number	Percent	Number	Percent	Number	Percent	Number	Percent	Number	Percent
Grade 4												
Advanced	9	3%	5	2%	7	3%	3	1%	3	1%	7	3%
Proficient	30	10%	30	11%	34	13%	20	7%	27	10%	28	10%
Basic	147	50%	118	42%	79	29%	125	43%	114	40%	90	33%
Approaching Basic	84	29%	93	33%	115	42%	90	31%	68	23%	77	28%
Unsatisfactory	22	8%	36	13%	36	13%	54	18%	72	26%	69	25%
Total	282	100%	282	100%	271	100%	292	100%	282	100%	271	100%

District Achievement Level Results	English Language Arts						Mathematics					
	2005		2004		2003		2005		2004		2003	
Students	Number	Percent	Number	Percent	Number	Percent	Number	Percent	Number	Percent	Number	Percent
Grade 6												
Advanced	2	1%	0	0%	4	2%	6	2%	5	2%	6	2%
Proficient	38	13%	12	4%	37	14%	16	5%	6	2%	8	3%
Basic	107	37%	71	26%	90	34%	137	46%	96	35%	109	38%
Approaching Basic	88	33%	127	47%	82	31%	57	19%	74	27%	54	19%
Unsatisfactory	48	16%	58	22%	51	19%	80	27%	95	34%	113	38%
Total	283	100%	268	100%	264	100%	296	100%	276	100%	280	100%

District Achievement Level Results	Science						Social Studies					
	2005		2004		2003		2005		2004		2003	
Students	Number	Percent	Number	Percent	Number	Percent	Number	Percent	Number	Percent	Number	Percent
Grade 6												
Advanced	9	3%	0	0%	1	0%	3	1%	1	0%	0	0%
Proficient	36	13%	30	11%	25	9%	25	9%	15	6%	16	6%
Basic	98	34%	84	32%	91	34%	127	44%	88	32%	96	38%
Approaching Basic	91	32%	72	27%	71	27%	56	20%	87	36%	80	30%
Unsatisfactory	53	18%	80	30%	78	29%	76	26%	67	25%	73	28%
Total	287	100%	266	100%	266	100%	287	100%	286	100%	264	100%

RICHLAND PARISH SCHOOL BOARD
Rayville, Louisiana

The Graduation Exit Exam for the 21st Century
For the Year Ended June 30, 2005

District Achievement Level Results	English Language Arts						Mathematics					
	2005		2004		2003		2005		2004		2003	
	Number	Percent	Number	Percent	Number	Percent	Number	Percent	Number	Percent	Number	Percent
Grade 10												
Advanced	1	0%	1	1%	0	0%	10	5%	8	4%	6	2%
Proficient	17	8%	17	9%	9	4%	21	10%	21	10%	9	4%
Basic	82	41%	71	36%	82	36%	78	39%	72	34%	101	42%
Approaching Basic	50	25%	49	25%	73	32%	23	11%	28	13%	53	22%
Unsatisfactory	51	25%	62	31%	64	28%	89	34%	84	39%	74	30%
Total	201	100%	200	100%	228	100%	201	100%	213	100%	243	100%

District Achievement Level Results	Science						Social Studies					
	2005		2004		2003		2005		2004		2003	
	Number	Percent	Number	Percent	Number	Percent	Number	Percent	Number	Percent	Number	Percent
Grade 11												
Advanced	1	1%	1	1%	2	1%	1	1%	0	0%	2	1%
Proficient	17	10%	15	8%	23	12%	3	2%	8	4%	15	8%
Basic	57	35%	58	31%	76	39%	65	40%	84	45%	76	39%
Approaching Basic	43	26%	64	34%	49	25%	42	26%	47	25%	55	28%
Unsatisfactory	46	28%	48	26%	48	23%	53	32%	47	25%	48	24%
Total	164	100%	186	100%	196	100%	164	100%	186	100%	196	100%

Schedule 9

**RICHLAND PARISH SCHOOL BOARD
Rayville, Louisiana**

**The IOWA Tests
For the Year Ended June 30, 2005**

	Composite		
	2005	2004	2003
Test of Basic Skills (ITBS)			
Grade 3	52	53	54
Grade 5	52	50	46
Grade 6	45	39	43
Grade 7	48	50	40
Tests of Educational Development (ITED)			
Grade 9	45	41	37

Scores are reported by National Percentile Rank. A student's National Percentile Rank shows the student's relative position or rank as compared to a large, representative sample of students in the same grade from the entire nation. A student with a score of 72 indicates that the student scored the same of better than 72 percent of the students in the norm group.

